


### Porsche Carrera Cup Germany 6 Hours of Spa-Francorchamps Free Practice 1

#### Sector Analysis

— Invalidated Lap    ■ Personal Best    ■ Session Best    B Crossing the pit lane

Lap	Time	Sector 1	Sector 2	Sector 3	Kph	Elapsed	Lap	Time	Sector 1	Sector 2	Sector 3	Kph	Elapsed	
<b>4</b>	<b>Loek HARTOG</b> NLD Black Falcon Team Textar Porsche 911 GT3 Cup							7	2:25.435	41.167	1:07.388	36.880	173.4	18:39.012
	1	3:31.878	54.955	1:38.921	58.002	116.9	8	2:26.106	41.148	1:07.565	37.393	172.6	21:05.118	
	2	3:18.483	1:00.879	1:23.209	54.395	127.0	9	10:22.153 B	8:35.066	1:08.247	38.840	40.5	31:27.271	
	3	2:44.393	46.573	1:16.558	41.262	153.4	10	14:44.359 B	...	1:19.141	45.829	28.5	46:11.630	
	4	7:33.160 B	5:06.666	1:38.860	47.634	55.6	11	3:43.507 B	1:57.918	1:08.570	37.019	112.8	49:55.137	
	5	2:37.477	47.646	1:11.724	38.107	160.1	12	<b>2:23.639</b>	<b>40.855</b>	<b>1:06.341</b>	<b>36.443</b>	175.5	52:18.776	
	6	2:22.557	40.437	1:05.923	<b>36.197</b>	176.9	13	4:00.768	44.047	1:52.302	1:24.419	104.7	56:19.544	
	7	<b>2:22.129</b>	40.136	<b>1:05.574</b>	36.419	177.4								
	8	2:23.253	<b>40.044</b>	1:06.348	36.861	176.0								
	9	18:47.571 B	...	1:11.966	37.111	22.4								
	10	2:22.697	40.253	1:06.169	36.275	176.7								
	11	7:38.773 B	4:18.048	1:53.547	1:27.178	55.0								
<b>6</b>	<b>Carlos RIVAS</b> LUX Black Falcon Team Textar Porsche 911 GT3 Cup							10	<b>Sandro KAIBACH</b> DEU Fach Auto Tech Porsche 911 GT3 Cup					
	1	3:41.304	1:19.868	1:30.393	51.043	111.9	1	3:57.273	1:33.738	1:31.644	51.891	104.4	3:57.273	
	2	2:59.348	54.559	1:21.312	43.477	140.6	2	2:52.343	48.445	1:17.068	46.830	146.3	6:49.616	
	3	2:32.730	42.502	1:11.153	39.075	165.1	3	2:27.316	41.859	1:08.136	37.321	171.2	9:16.932	
	4	<b>2:25.937</b>	41.524	1:07.348	37.065	172.8	4	2:23.351	40.756	1:06.424	36.171	175.9	11:40.283	
	5	2:28.048	40.894	1:09.269	37.885	170.3	5	2:30.488	40.333	1:09.483	40.672	167.5	14:10.771	
	6	2:27.433	40.869	1:08.692	37.872	171.0	6	2:22.781	40.420	1:06.078	36.283	176.6	16:33.552	
	7	2:26.784	41.337	1:08.093	37.354	171.8	7	2:23.381	40.352	1:06.633	36.396	175.9	18:56.933	
	8	2:25.940	40.947	1:07.768	37.225	172.8	8	5:38.179 B	3:47.890	1:12.326	37.963	74.6	24:35.112	
	9	5:28.365 B	3:31.045	1:17.696	39.624	76.8	9	2:25.367	40.823	1:06.910	37.634	173.5	27:00.479	
	10	2:31.290	42.101	1:08.026	41.163	166.7	10	2:24.166	40.779	1:06.802	36.585	174.9	29:24.645	
	11	2:33.946	40.831	<b>1:06.858</b>	46.257	163.8	11	2:32.585	40.509	1:06.380	45.696	165.2	31:57.230	
	12	13:17.314 B	...	1:08.257	37.764	31.6	12	15:13.720 B	...	1:17.563	42.185	27.6	47:10.950	
	13	3:58.758 B	2:03.398	1:15.985	39.375	105.6	13	2:31.680	43.957	1:08.973	38.750	166.2	49:42.630	
	14	2:26.438	41.511	1:07.877	<b>37.050</b>	172.2	14	<b>2:22.173</b>	40.473	<b>1:05.576</b>	<b>36.124</b>	177.3	52:04.803	
	15	3:30.039	<b>40.428</b>	1:33.789	1:15.822	120.0	15	4:07.197	<b>40.234</b>	2:01.003	1:25.960	102.0	56:12.000	
<b>7</b>	<b>Kim HAUSCHILD</b> DEU HRT Motorsport Porsche 911 GT3 Cup							11	<b>Morris SCHURING</b> NLD Team GP Elite Porsche 911 GT3 Cup					
	1	3:34.828	57.928	1:37.487	59.413	115.3	1	4:00.654	1:41.273	1:28.133	51.248	102.9	4:00.654	
	2	3:19.187	59.209	1:30.043	49.935	126.6	2	3:13.703	55.199	1:25.188	53.316	130.2	7:14.357	
	3	2:43.689	45.391	1:16.208	42.090	154.0	3	2:26.914	41.535	1:08.180	37.199	171.6	9:41.271	
	4	3:48.721 B	1:57.461	1:12.666	38.594	110.2	4	2:23.993	40.777	1:06.800	36.416	175.1	12:05.264	
	5	2:46.404	43.155	1:18.264	44.985	151.5	5	2:22.686	40.327	1:05.976	36.383	176.7	14:27.950	
	6	8:14.527 B	6:23.714	1:11.710	39.103	51.0	6	2:23.315	40.094	1:06.622	36.599	175.9	16:51.265	
	7	2:33.888	42.513	1:11.516	39.859	163.8	7	7:15.428 B	5:31.048	1:07.619	36.761	57.9	24:06.693	
	8	2:29.065	42.362	1:08.839	37.864	169.1	8	2:23.724	40.346	1:06.509	36.869	175.4	26:30.417	
	9	2:49.038	41.462	1:08.132	59.444	149.2	9	2:22.958	40.202	1:06.438	36.318	176.4	28:53.375	
	10	14:09.152 B	...	1:25.387	45.644	29.7	10	2:26.435	40.124	1:07.708	38.603	172.2	31:19.810	
	11	2:32.164	43.820	1:10.541	37.803	165.7	11	14:39.753 B	...	1:17.380	46.716	28.7	45:59.563	
	12	<b>2:24.970</b>	41.348	<b>1:06.644</b>	<b>36.978</b>	173.9	12	2:28.308	43.010	1:07.374	37.924	170.0	48:27.871	
	13	3:35.221	<b>40.569</b>	1:23.994	1:30.658	117.2	13	<b>2:20.511</b>	39.864	1:04.892	<b>35.755</b>	179.4	50:48.382	
<b>8</b>	<b>Georgi DONCHEV</b> BGR Nebulus Racing by Huber Porsche 911 GT3 Cup							14	<b>Ahmad ALSHEHAB</b> KWT MRS GT-Racing Porsche 911 GT3 Cup					
	1	3:19.979	56.102	1:30.720	53.157	123.9	1	4:43.526	2:09.069	1:37.634	56.823	87.4	4:43.526	
	2	3:00.646	59.130	1:19.912	41.604	139.6	2	5:07.752 B	2:59.693	1:23.353	44.706	81.9	9:51.278	
	3	2:34.224	43.097	1:10.879	40.248	163.5	3	2:41.672	44.981	1:16.158	40.533	156.0	12:32.950	
	4	2:27.151	41.660	1:08.362	37.129	171.3	4	2:39.852	44.924	1:15.148	39.780	157.7	15:12.802	
	5	2:25.883	41.260	1:07.473	37.150	172.8	5	2:33.423	43.122	1:11.651	38.650	164.3	17:46.225	
	6	2:25.694	41.061	1:07.272	37.361	173.1	6	2:34.846	42.604	1:10.986	41.256	162.8	20:21.071	
							7	2:34.498	43.885	1:11.465	39.148	163.2	22:55.569	
							8	<b>2:29.839</b>	42.017	<b>1:09.456</b>	38.366	168.3	25:25.408	
							9	2:31.371	41.802	1:09.987	39.582	166.6	27:56.779	
							10	2:29.892	42.109	1:09.619	38.164	168.2	30:26.671	
							11	4:00.786	<b>41.758</b>	1:51.941	1:27.087	104.7	34:27.457	
							12	12:15.050 B	9:59.690	1:27.143	48.217	34.3	46:42.507	




### Porsche Carrera Cup Germany 6 Hours of Spa-Francorchamps Free Practice 1

#### Sector Analysis

— Invalidated Lap    ■ Personal Best    ■ Session Best    B Crossing the pit lane

Lap	Time	Sector 1	Sector 2	Sector 3	Kph	Elapsed	Lap	Time	Sector 1	Sector 2	Sector 3	Kph	Elapsed
13	2:46.936	48.454	1:16.796	41.686	151.0	49:29.443							
14	2:30.272	42.255	1:10.063	<b>37.954</b>	167.8	51:59.715							
15	4:08.493	42.137	1:59.517	1:26.839	101.5	56:08.208							
<b>15</b>	<b>Lucas GROENEVELD</b>						<b>18</b>	<b>Julian HANSES</b>					
	GP Elite					Porsche 911 GT3 Cup		HRT Performance					Porsche 911 GT3 Cup
1	4:26.547	1:56.431	1:36.676	53.440	92.9	4:26.547	1	3:40.282	1:14.714	1:34.567	51.001	112.5	3:40.282
2	2:51.123	48.985	1:18.112	44.026	147.3	7:17.670	2	3:03.876	54.659	1:19.697	49.520	137.1	6:44.158
3	2:30.994	42.484	1:09.294	39.216	167.0	9:48.664	3	2:36.151	43.916	1:13.755	38.480	161.5	9:20.309
4	2:24.095	40.567	1:07.017	36.511	175.0	12:12.759	4	2:24.767	41.033	1:07.030	36.704	174.2	11:45.076
5	2:23.473	40.473	1:06.648	36.352	175.7	14:36.232	5	2:22.983	40.328	1:06.124	36.531	176.3	14:08.059
6	2:23.336	40.315	1:06.483	36.538	175.9	16:59.568	6	2:24.145	40.218	1:06.881	37.046	174.9	16:32.204
7	2:27.646	41.309	1:08.705	37.632	170.8	19:27.214	7	2:23.059	40.218	1:06.090	36.751	176.2	18:55.263
8	6:06.209 B	4:20.095	1:08.752	37.362	68.9	25:33.423	8	5:21.700 B	3:34.684	1:09.422	37.594	78.4	24:16.963
9	2:31.027	40.593	1:09.787	40.647	167.0	28:04.450	9	2:23.743	40.399	1:06.392	36.952	175.4	26:40.706
10	2:23.765	40.596	1:06.781	36.388	175.4	30:28.215	10	2:24.281	40.250	1:06.920	37.111	174.8	29:04.987
11	3:54.672	<b>40.105</b>	1:50.971	1:23.596	107.4	34:22.887	11	16:38.894 B	...	1:13.835	38.779	25.2	45:43.881
12	12:44.339 B	...	1:19.328	42.799	33.0	47:07.226	12	2:30.052	41.565	1:08.529	39.958	168.0	48:13.933
13	2:31.363	44.460	1:08.620	38.283	166.6	49:38.589	13	<b>2:21.394</b>	40.055	<b>1:05.004</b>	<b>36.335</b>	178.3	50:35.327
14	<b>2:21.898</b>	40.299	<b>1:05.785</b>	<b>35.814</b>	177.7	52:00.487	14	2:24.615	<b>39.941</b>	1:07.445	37.229	174.4	52:59.942
15	4:09.098	42.355	2:01.938	1:24.805	101.2	56:09.585	<b>19</b>	<b>Antonio TEIXEIRA</b>					
<b>16</b>	<b>Daan VAN KUIJK</b>							Nebulus Racing by Huber					Porsche 911 GT3 Cup
	GP Elite					Porsche 911 GT3 Cup	1	3:18.928	1:09.761	1:25.951	43.216	124.5	3:18.928
1	3:30.532	1:25.520	1:21.685	43.327	117.7	3:30.532	2	2:33.811	45.515	1:10.285	38.011	163.9	5:52.739
2	2:35.134	46.022	1:10.401	38.711	162.5	6:05.666	3	2:27.790	42.382	1:08.037	37.371	170.6	8:20.529
3	2:23.994	40.934	1:06.601	36.459	175.1	8:29.660	4	2:26.616	41.954	1:07.402	37.260	172.0	10:47.145
4	2:23.614	40.365	1:06.796	36.453	175.6	10:53.274	5	2:26.147	41.338	1:07.977	36.832	172.5	13:13.292
5	2:24.325	41.093	1:06.550	36.682	174.7	13:17.599	6	2:24.356	41.002	1:06.733	36.621	174.7	15:37.648
6	2:24.319	40.541	1:06.886	36.892	174.7	15:41.918	7	2:24.937	41.139	1:07.075	36.723	174.0	18:02.585
7	2:25.287	40.855	1:07.436	36.996	173.5	18:07.205	8	4:48.691 B	3:02.956	1:09.038	36.697	87.3	22:51.276
8	2:25.194	40.322	1:07.589	37.283	173.7	20:32.399	9	2:26.641	41.210	1:07.088	38.343	171.9	25:17.917
9	5:34.935 B	3:49.962	1:07.867	37.106	75.3	26:07.334	10	2:27.895	43.335	1:07.602	36.958	170.5	27:45.812
10	2:24.202	40.543	1:06.811	36.848	174.9	28:31.536	11	2:25.495	41.108	1:07.422	36.965	173.3	30:11.307
11	2:23.754	40.321	1:06.760	36.673	175.4	30:55.290	12	3:44.197	41.149	1:31.580	1:31.468	112.5	33:55.504
12	4:16.144	43.465	2:06.508	1:26.171	98.4	35:11.434	13	12:14.452 B	...	1:19.066	41.822	34.3	46:09.956
13	11:57.480 B	9:57.208	1:18.176	42.096	35.1	47:08.914	14	2:30.427	43.476	1:09.616	37.335	167.6	48:40.383
14	2:31.003	44.888	1:08.956	37.159	167.0	49:39.917	15	<b>2:22.207</b>	40.694	1:05.419	<b>36.094</b>	177.3	51:02.590
15	<b>2:21.423</b>	<b>39.887</b>	<b>1:05.284</b>	<b>36.252</b>	178.3	52:01.340	16	2:43.099	<b>40.372</b>	<b>1:05.265</b>	57.462	154.6	53:45.689
16	4:03.147	40.108	1:57.959	1:25.080	103.7	56:04.487	<b>24</b>	<b>Max VAN SPLUNTEREN</b>					
<b>17</b>	<b>Dorian BOCCOLACCI</b>							GP Elite					Porsche 911 GT3 Cup
	Martinet by Alm�ras					Porsche 911 GT3 Cup	1	3:26.636	1:25.027	1:18.622	42.987	119.9	3:26.636
1	4:19.982	2:05.263	1:30.284	44.435	95.3	4:19.982	2	2:28.643	43.553	1:07.997	37.093	169.6	5:55.279
2	2:49.422	45.792	1:11.216	52.414	148.8	7:09.404	3	2:25.586	40.780	1:07.399	37.407	173.2	8:20.865
3	2:27.158	41.089	1:08.349	37.720	171.3	9:36.562	4	2:25.757	41.305	1:07.075	37.377	173.0	10:46.622
4	2:22.699	40.488	1:05.905	36.306	176.7	11:59.261	5	2:24.611	41.223	1:06.815	36.573	174.4	13:11.233
5	2:22.663	40.278	1:06.055	36.330	176.7	14:21.924	6	2:23.510	40.523	1:06.216	36.771	175.7	15:34.743
6	2:24.934	40.253	1:06.680	38.001	174.0	16:46.858	7	2:23.389	40.377	1:06.369	36.643	175.8	17:58.132
7	7:16.898 B	5:23.496	1:14.663	38.739	57.7	24:03.756	8	8:26.943 B	6:41.836	1:08.163	36.944	49.7	26:25.075
8	2:34.946	46.021	1:08.315	40.610	162.7	26:38.702	9	2:24.594	40.495	1:07.562	36.537	174.4	28:49.669
9	2:24.993	40.676	1:06.174	38.143	173.9	29:03.695	10	2:23.151	40.233	1:06.463	36.455	176.1	31:12.820
10	2:21.963	40.202	1:05.555	36.206	177.6	31:25.658	11	4:45.765	1:18.511	2:04.558	1:22.696	88.2	35:58.585
11	14:10.801 B	...	1:15.214	40.786	29.6	45:36.459	12	11:23.971 B	9:21.056	1:18.226	44.689	36.9	47:22.556
12	2:25.606	42.952	1:06.459	36.195	173.2	48:02.065	13	2:29.133	41.532	1:06.919	40.682	169.1	49:51.689
13	<b>2:20.930</b>	40.179	1:05.082	<b>35.669</b>	178.9	50:22.995	14	<b>2:20.496</b>	<b>39.871</b>	<b>1:04.714</b>	<b>35.911</b>	179.5	52:12.185
14	2:21.053	<b>39.750</b>	<b>1:04.901</b>	36.402	178.8	52:44.048	15	4:02.682	40.764	1:59.118	1:22.800	103.9	56:14.867
							<b>25</b>	<b>Larry TEN VOORDE</b>					
								Team GP Elite					Porsche 911 GT3 Cup



### Porsche Carrera Cup Germany 6 Hours of Spa-Francorchamps Free Practice 1

#### Sector Analysis

— Invalidated Lap    ■ Personal Best    ■ Session Best    B Crossing the pit lane

Lap	Time	Sector 1	Sector 2	Sector 3	Kph	Elapsed	Lap	Time	Sector 1	Sector 2	Sector 3	Kph	Elapsed
1	3:10.740	1:07.391	1:20.299	43.050	129.9	3:10.740	5	2:27.208	41.790	1:08.104	37.314	171.3	14:17.801
2	2:31.277	43.251	1:10.675	37.351	166.7	5:42.017	6	<b>2:26.464</b>	<b>41.450</b>	<b>1:07.846</b>	<b>37.168</b>	172.2	16:44.265
3	2:22.320	40.245	1:06.059	36.016	177.2	8:04.337	7	2:27.127	41.487	1:07.911	37.729	171.4	19:11.392
4	2:22.412	40.206	1:06.024	36.182	177.1	10:26.749	8	2:28.822	41.543	1:09.620	37.659	169.4	21:40.214
5	2:23.671	40.291	1:06.405	36.975	175.5	12:50.420	9	4:52.850B	2:56.067	1:18.584	38.199	86.1	26:33.064
6	5:59.526B	4:04.559	1:08.306	46.661	70.1	18:49.946	10	2:27.823	41.531	1:08.702	37.590	170.6	29:00.887
7	2:24.627	40.638	1:07.376	36.613	174.3	21:14.573	11	2:32.286	43.647	1:10.624	38.015	165.6	31:33.173
8	2:22.755	40.265	1:06.174	36.316	176.6	23:37.328	12	15:01.118B	...	1:23.365	42.407	28.0	46:34.291
9	2:22.753	40.203	1:06.304	36.246	176.6	26:00.081	13	2:35.513	44.234	1:13.135	38.144	162.1	49:09.804
10	19:44.660B	...	1:15.039	38.273	21.3	45:44.741	14	2:28.459	42.221	1:08.641	37.597	169.8	51:38.263
11	2:28.345	41.411	1:07.161	39.773	170.0	48:13.086	15	3:32.565	41.570	1:30.302	1:20.693	118.6	55:10.828
12	<b>2:19.606</b>	39.844	<b>1:04.317</b>	<b>35.445</b>	180.6	50:32.692							
13	2:19.994	<b>39.578</b>	1:04.791	35.625	180.1	52:52.686							

26 Jesse VAN KUIJK		NLD				
Team GP Elite		Porsche 911 GT3 Cup				
1	3:09.314	1:03.192	1:23.026	43.096	130.9	3:09.314
2	2:35.071	44.529	1:12.673	37.869	162.6	5:44.385
3	2:25.494	40.874	1:07.844	36.776	173.3	8:09.879
4	2:24.296	40.719	1:06.925	36.652	174.7	10:34.175
5	2:23.706	40.484	1:06.553	36.669	175.5	12:57.881
6	2:24.117	40.444	1:06.736	36.937	175.0	15:21.998
7	2:24.767	40.389	1:06.911	37.467	174.2	17:46.765
8	4:50.683B	3:04.622	1:08.782	37.279	86.7	22:37.448
9	2:24.627	40.463	1:07.360	36.804	174.3	25:02.075
10	2:23.492	40.305	1:06.619	36.568	175.7	27:25.567
11	2:24.396	40.266	1:06.842	37.288	174.6	29:49.963
12	2:58.058	41.947	1:09.988	1:06.123	141.6	32:48.021
13	14:36.301B	...	1:19.241	42.457	28.8	47:24.322
14	2:29.335	43.537	1:07.814	37.984	168.8	49:53.657
15	<b>2:21.150</b>	<b>39.938</b>	<b>1:05.262</b>	<b>35.950</b>	178.6	52:14.807
16	4:03.150	40.372	1:57.751	1:25.027	103.7	56:17.957


27 Christopher ZÖCHLING		DEU				
Fach Auto Tech		Porsche 911 GT3 Cup				
1	3:08.547	59.568	1:23.820	45.159	131.4	3:08.547
2	2:29.292	42.609	1:09.003	37.680	168.9	5:37.839
3	2:21.929	40.372	1:05.471	36.086	177.7	7:59.768
4	2:21.018	40.012	1:04.984	36.022	178.8	10:20.786
5	2:21.694	40.006	1:05.493	36.195	177.9	12:42.480
6	2:23.329	39.895	1:06.947	36.487	175.9	15:05.809
7	6:05.562B	4:13.291	1:11.981	40.290	69.0	21:11.371
8	2:29.692	40.891	1:10.463	38.338	168.4	23:41.063
9	2:22.774	40.150	1:06.060	36.564	176.6	26:03.837
10	2:23.350	40.317	1:06.559	36.474	175.9	28:27.187
11	2:22.338	39.991	1:05.993	36.354	177.1	30:49.525
12	4:10.651	40.595	2:03.652	1:26.404	100.6	35:00.176
13	12:52.331B	...	1:15.459	38.394	32.6	47:52.507
14	2:26.497	41.292	1:07.867	37.338	172.1	50:19.004
15	<b>2:20.128</b>	<b>39.868</b>	<b>1:04.576</b>	<b>35.684</b>	179.9	52:39.132

28 Christof LANGER		DEU				
Fach Auto Tech		Porsche 911 GT3 Cup				
1	4:06.893	1:45.157	1:30.365	51.371	100.3	4:06.893
2	2:44.752	47.988	1:14.868	41.896	153.0	6:51.645
3	2:31.188	43.207	1:10.054	37.927	166.8	9:22.833
4	2:27.760	41.912	1:08.344	37.504	170.6	11:50.593

35 Rudolf RHYN		CHE				
Allied Racing		Porsche 911 GT3 Cup				
1	4:43.393	1:46.555	1:41.855	1:14.983	87.4	4:43.393
2	4:42.391B	2:28.465	1:26.187	47.739	89.3	9:25.784
3	2:36.600	45.123	1:12.546	38.931	161.0	12:02.384
4	5:55.537B	3:39.676	1:29.404	46.457	70.9	17:57.921
5	2:49.009	49.882	1:20.250	38.877	149.2	20:46.930
6	2:30.428	43.403	1:09.459	37.566	167.6	23:17.358
7	2:25.663	41.125	1:07.257	37.281	173.1	25:43.021
8	<b>2:25.248</b>	40.991	1:06.941	37.316	173.6	28:08.269
9	17:40.569B	...	1:15.413	39.548	23.8	45:48.838
10	2:26.547	41.352	1:07.811	37.384	172.1	48:15.385
11	2:27.083	42.554	1:07.558	<b>36.971</b>	171.4	50:42.468
12	2:31.527	<b>40.781</b>	<b>1:06.544</b>	44.202	166.4	53:13.995

41 Jukka HONKAUORI		FIN				
MRS GT-Racing		Porsche 911 GT3 Cup				
1	3:14.120	1:04.047	1:26.491	43.582	127.6	3:14.120
2	2:37.836	45.463	1:13.328	39.045	159.7	5:51.956
3	2:30.177	42.968	1:10.048	37.161	167.9	8:22.133
4	2:26.543	41.082	1:07.134	38.327	172.1	10:48.676
5	2:25.331	40.747	1:07.567	37.017	173.5	13:14.007
6	2:25.776	40.697	1:08.164	36.915	173.0	15:39.783
7	2:24.308	40.770	1:06.607	36.931	174.7	18:04.091
8	2:24.431	40.732	1:06.688	37.011	174.6	20:28.522
9	2:25.543	40.814	1:07.375	37.354	173.2	22:54.065
10	2:24.875	41.041	1:06.861	36.973	174.0	25:18.940
11	2:24.576	40.761	1:06.739	37.076	174.4	27:43.516
12	2:24.086	40.532	1:06.644	36.910	175.0	30:07.602
13	3:17.679	40.465	1:24.272	1:12.942	127.6	33:25.281
14	12:53.739B	...	1:19.396	43.487	32.6	46:19.020
15	2:33.269	44.454	1:09.803	39.012	164.5	48:52.289
16	<b>2:22.019</b>	40.387	<b>1:05.372</b>	<b>36.260</b>	177.5	51:14.308
17	3:18.576	<b>39.977</b>	1:15.672	1:22.927	127.0	54:32.884

46 Fabio CITIGNOLA		DEU				
HRT Performance		Porsche 911 GT3 Cup				
1	3:55.839	1:31.158	1:31.316	53.365	105.1	3:55.839
2	2:59.849	54.970	1:20.896	43.983	140.2	6:55.688
3	2:53.728	51.377	1:15.912	46.439	145.1	9:49.416
4	2:27.961	41.338	1:09.165	37.458	170.4	12:17.377
5	2:27.577	41.114	1:08.709	37.754	170.9	14:44.954
6	2:26.541	40.807	1:08.353	37.381	172.1	17:11.495
7	4:17.565B	2:28.422	1:11.897	37.246	97.9	21:29.060
8	2:27.241	41.023	1:08.721	37.497	171.2	23:56.301




### Porsche Carrera Cup Germany 6 Hours of Spa-Francorchamps Free Practice 1

### Sector Analysis

— Invalidated Lap    ■ Personal Best    ■ Session Best    B Crossing the pit lane

Lap	Time	Sector 1	Sector 2	Sector 3	Kph	Elapsed	Lap	Time	Sector 1	Sector 2	Sector 3	Kph	Elapsed
<b>53</b> Ayhancan GÜVEN TUR							<b>69</b> Holger HARMSEN DEU						
Phoenix Racing Porsche 911 GT3 Cup							HRT Motorsport Porsche 911 GT3 Cup						
1	3:10.201	1:05.132	1:21.920	43.149	130.3	3:10.201	1	4:39.532	2:08.119	1:36.280	55.133	88.6	4:39.532
2	2:30.602	43.193	1:10.595	36.814	167.4	5:40.803	2	3:28.927	1:02.714	1:28.667	57.546	120.7	8:08.459
3	2:21.860	40.205	1:05.484	36.171	177.7	8:02.663	3	2:42.977	45.687	1:13.594	43.696	154.7	10:51.436
4	2:21.742	39.971	1:05.382	36.389	177.9	10:24.405	4	2:36.844	43.376	1:12.582	40.886	160.8	13:28.280
5	2:23.083	39.998	1:06.266	36.819	176.2	12:47.488	5	2:39.185	43.304	1:14.751	41.130	158.4	16:07.465
6	7:07.377 B	5:22.103	1:08.160	37.114	59.0	19:54.865	6	2:47.825	44.420	1:19.682	43.723	150.2	18:55.290
7	2:24.392	40.450	1:06.515	37.427	174.6	22:19.257	7	5:42.640 B	3:46.544	1:14.976	41.120	73.6	24:37.930
8	9:57.467 B	7:49.094	1:10.080	58.293	42.2	32:16.724	8	2:36.509	43.423	1:13.280	39.806	161.1	27:14.439
9	13:25.387 B	...	1:14.859	40.232	31.3	45:42.111	9	2:35.083	43.111	1:12.341	39.631	162.6	29:49.522
10	2:26.279	41.885	1:07.590	36.804	172.4	48:08.390	10	3:00.314	43.505	1:12.948	1:03.861	139.8	32:49.836
11	2:20.604	39.988	1:04.728	35.888	179.3	50:28.994	11	13:40.204 B	...	1:25.801	45.759	30.7	46:30.040
12	2:20.913	39.685	1:05.037	36.191	178.9	52:49.907	12	2:43.847	46.911	1:14.242	42.694	153.9	49:13.887
							13	2:31.090	42.384	1:10.029	38.677	166.9	51:44.977
							14	4:00.418	43.086	1:48.919	1:28.413	104.9	55:45.395
<b>55</b> Sebastian GLASER DEU							<b>77</b> Leon KÖHLER DEU						
CarTech Motorsport by Nigrin Porsche 911 GT3 Cup							Nebulus Racing by Huber Porsche 911 GT3 Cup						
1	4:05.137	1:38.713	1:32.124	54.300	101.1	4:05.137	1	3:01.087	51.733	1:25.459	43.895	136.8	3:01.087
2	2:55.007	50.741	1:16.937	47.329	144.1	7:00.144	2	4:44.902 B	2:57.312	1:10.042	37.548	88.5	7:45.989
3	2:39.540	45.690	1:11.052	42.798	158.0	9:39.684	3	2:25.170	40.767	1:08.060	36.343	173.7	10:11.159
4	2:28.624	41.950	1:08.930	37.744	169.7	12:08.308	4	2:21.893	40.065	1:05.616	36.212	177.7	12:33.052
5	2:27.064	41.584	1:08.101	37.379	171.5	14:35.372	5	2:22.855	40.649	1:05.736	36.470	176.5	14:55.907
6	2:26.994	41.457	1:07.891	37.646	171.5	17:02.366	6	2:22.874	40.122	1:06.271	36.481	176.5	17:18.781
7	2:27.091	41.399	1:08.259	37.433	171.4	19:29.457	7	2:23.495	40.455	1:06.433	36.607	175.7	19:42.276
8	2:27.621	41.459	1:08.437	37.725	170.8	21:57.078	8	2:23.095	39.984	1:06.376	36.735	176.2	22:05.371
9	6:58.828 B	5:06.926	1:13.670	38.232	60.2	28:55.906	9	7:00.443 B	5:15.823	1:08.076	36.544	60.0	29:05.814
10	2:26.975	41.312	1:08.167	37.496	171.6	31:22.881	10	2:22.688	40.131	1:06.239	36.318	176.7	31:28.502
11	14:31.069 B	...	1:19.161	45.443	28.9	45:53.950	11	15:31.959 B	...	1:13.148	40.082	27.1	47:00.461
12	2:38.816	46.873	1:11.796	40.147	158.8	48:32.766	12	2:24.158	41.396	1:05.788	36.974	174.9	49:24.619
13	2:25.404	40.975	1:07.502	36.927	173.4	50:58.170	13	2:20.496	39.794	1:04.741	35.961	179.5	51:45.115
14	2:43.576	40.596	1:06.956	56.024	154.1	53:41.746	14	3:53.747	39.686	1:48.354	1:25.707	107.9	55:38.862
<b>57</b> Rudy VAN BUREN NLD							<b>89</b> Bashar MARDINI UAE						
CarTech Motorsport by Nigrin Porsche 911 GT3 Cup							VAN BERGHE Huber Racing Porsche 911 GT3 Cup						
1	3:28.351	1:16.759	1:29.037	42.555	118.9	3:28.351	1	3:36.764	1:06.769	1:39.970	50.025	114.3	3:36.764
2	4:20.849 B	2:22.611	1:13.410	44.828	96.7	7:49.200	2	2:48.102	52.614	1:15.301	40.187	150.0	6:24.866
3	2:24.374	40.745	1:07.025	36.604	174.6	10:13.574	3	2:37.627	45.229	1:14.083	38.315	160.0	9:02.493
4	2:31.190	40.349	1:10.241	40.600	166.8	12:44.764	4	2:27.297	41.629	1:08.322	37.346	171.2	11:29.790
5	2:24.187	40.323	1:07.194	36.670	174.9	15:08.951	5	2:25.296	40.961	1:07.460	36.875	173.5	13:55.086
6	2:23.197	40.387	1:06.323	36.487	176.1	17:32.148	6	2:24.888	41.041	1:06.984	36.863	174.0	16:19.974
7	2:23.644	40.321	1:06.646	36.677	175.5	19:55.792	7	2:25.217	40.615	1:06.991	37.611	173.6	18:45.191
8	9:30.480 B	7:42.107	1:11.631	36.742	44.2	29:26.272	8	2:24.377	40.679	1:06.756	36.942	174.6	21:09.568
9	2:32.648	40.326	1:06.776	45.546	165.2	31:58.920	9	2:24.474	40.715	1:06.943	36.816	174.5	23:34.042
10	14:52.783 B	...	1:15.819	40.351	28.2	46:51.703	10	2:35.781	41.871	1:12.368	41.542	161.9	26:09.823
11	2:35.946	42.037	1:11.381	42.528	161.7	49:27.649	11	4:41.203 B	2:50.690	1:09.812	40.701	89.7	30:51.026
12	2:29.194	41.322	1:07.973	39.899	169.0	51:56.843	12	4:09.774	42.321	2:01.069	1:26.384	100.9	35:00.800
13	4:02.894	39.902	2:01.045	1:21.947	103.8	55:59.737	13	11:28.778 B	9:08.181	1:36.958	43.639	36.6	46:29.578
							14	2:33.070	44.507	1:10.497	38.066	164.7	49:02.648
							15	2:23.778	40.654	1:06.594	36.530	175.4	51:26.426
							16	3:35.698	42.284	1:27.306	1:26.108	116.9	55:02.124
<b>92</b> Laurin HEINRICH DEU							<b>92</b> Laurin HEINRICH DEU						
VAN BERGHE Huber Racing Porsche 911 GT3 Cup							VAN BERGHE Huber Racing Porsche 911 GT3 Cup						
1	2:56.531	45.230	1:27.442	43.859	140.3	2:56.531							



### Porsche Carrera Cup Germany 6 Hours of Spa-Francorchamps Free Practice 1

#### Sector Analysis

— Invalidated Lap    ■ Personal Best    ■ Session Best    B Crossing the pit lane

Lap	Time	Sector 1	Sector 2	Sector 3	Kph	Elapsed	Lap	Time	Sector 1	Sector 2	Sector 3	Kph	Elapsed
2	4:57.332 B	3:09.997	1:09.706	37.629	84.8	7:53.863							
3	2:23.351	40.588	1:06.380	36.383	175.9	10:17.214							
4	2:21.795	39.987	1:05.657	36.151	177.8	12:39.009							
5	2:22.922	39.857	1:06.762	36.303	176.4	15:01.931							
6	2:21.967	39.912	1:05.772	36.283	177.6	17:23.898							
7	2:22.953	39.894	1:06.602	36.457	176.4	19:46.851							
8	2:22.468	39.944	1:06.035	36.489	177.0	22:09.319							
9	6:20.867 B	4:36.874	1:07.352	36.641	66.2	28:30.186							
10	2:23.617	40.818	1:06.150	36.649	175.6	30:53.803							
11	4:16.150	43.148	2:06.983	1:26.019	98.4	35:09.953							
12	11:38.326 B	9:44.683	1:14.390	39.253	36.1	46:48.279							
13	2:24.595	41.054	1:06.549	36.992	174.4	49:12.874							
14	2:20.080	39.551	1:04.742	35.787	180.0	51:32.954							
15	3:35.473	39.707	1:28.657	1:27.109	117.0	55:08.427							

<b>96</b>	<b>Jan-Erik SLOOTEN</b>						DEU
	Phoenix Racing						Porsche 911 GT3 Cup
1	3:15.208	1:06.004	1:25.293	43.911	126.9	3:15.208	
2	2:37.216	44.967	1:13.416	38.833	160.4	5:52.424	
3	2:27.678	41.973	1:08.262	37.443	170.7	8:20.102	
4	2:26.260	41.377	1:07.496	37.387	172.4	10:46.362	
5	2:29.655	41.372	1:10.962	37.321	168.5	13:16.017	
6	2:25.389	41.164	1:07.108	37.117	173.4	15:41.406	
7	2:26.979	41.012	1:08.768	37.199	171.5	18:08.385	
8	2:25.991	41.094	1:07.692	37.205	172.7	20:34.376	
9	2:26.067	41.251	1:07.580	37.236	172.6	23:00.443	
10	2:27.092	41.172	1:08.469	37.451	171.4	25:27.535	
11	2:28.332	41.241	1:08.742	38.349	170.0	27:55.867	
12	18:11.520 B	...	1:18.915	43.986	23.1	46:07.387	
13	2:38.496	44.414	1:13.422	40.660	159.1	48:45.883	
14	2:25.158	41.207	1:06.948	37.003	173.7	51:11.041	
15	3:20.408	40.773	1:14.140	1:25.495	125.8	54:31.449	

<b>99</b>	<b>Bastian BUUS</b>						DNK
	Allied Racing						Porsche 911 GT3 Cup
1	3:38.477	1:09.291	1:35.575	53.611	113.4	3:38.477	
2	3:07.023	58.323	1:22.116	46.584	134.8	6:45.500	
3	2:48.492	48.069	1:15.863	44.560	149.6	9:33.992	
4	4:02.351 B	2:10.902	1:08.122	43.327	104.0	13:36.343	
5	2:26.115	40.666	1:08.465	36.984	172.6	16:02.458	
6	2:23.806	40.580	1:06.589	36.637	175.3	18:26.264	
7	2:23.497	40.647	1:06.265	36.585	175.7	20:49.761	
8	2:23.336	40.322	1:06.398	36.616	175.9	23:13.097	
9	2:23.939	40.427	1:06.881	36.631	175.2	25:37.036	
10	9:35.796 B	6:06.118	2:05.612	1:24.066	43.8	35:12.832	
11	10:44.183 B	8:42.347	1:17.014	44.822	39.1	45:57.015	
12	2:34.556	42.670	1:08.982	42.904	163.1	48:31.571	
13	2:20.992	40.046	1:05.073	35.873	178.8	50:52.563	
14	2:36.467	39.845	1:04.918	51.704	161.1	53:29.030	