


Porsche Carrera Cup Germany 6 Hours of Spa-Francorchamps Qualifying

Sector Analysis

— Invalidated Lap ■ Personal Best ■ Session Best B Crossing the pit lane

Lap	Time	Sector 1	Sector 2	Sector 3	Kph	Elapsed	Lap	Time	Sector 1	Sector 2	Sector 3	Kph	Elapsed		
4	Loek HARTOG						NLD	10	Sandro KAIBACH						DEU
Black Falcon Team Textar Porsche 911 GT3 Cup							Fach Auto Tech Porsche 911 GT3 Cup								
1	3:12.343	1:14.001	1:17.977	40.365	128.8	3:12.343	1	3:23.452	1:17.967	1:23.388	42.097	121.8	3:23.452		
2	2:34.136	44.630	1:10.239	39.267	163.6	5:46.479	2	2:33.890	43.349	1:10.588	39.953	163.8	5:57.342		
3	2:21.094	39.771	1:05.189	36.134	178.7	8:07.573	3	2:22.701	40.512	1:05.991	36.198	176.7	8:20.043		
4	<u>2:21.429</u>	39.689	1:05.324	36.416	178.3	10:29.002	4	2:21.478	40.084	1:05.168	36.226	178.2	10:41.521		
5	2:21.815	39.722	1:05.451	36.642	177.8	12:50.817	5	2:21.193	39.947	1:05.099	36.147	178.6	13:02.714		
6	12:38.386 B	...	1:18.672	42.530	33.2	25:29.203	6	2:27.045	40.310	1:09.247	37.488	171.5	15:29.759		
7	2:31.982	42.700	1:11.964	37.318	165.9	28:01.185	7	9:39.515 B	7:40.270	1:17.342	41.903	43.5	25:09.274		
8	2:20.796	39.711	1:04.884	36.201	179.1	30:21.981	8	2:26.917	41.445	1:08.361	37.111	171.6	27:36.191		
9	2:20.803	39.638	1:05.049	36.116	179.1	32:42.784	9	2:23.096	39.899	1:06.783	36.414	176.2	29:59.287		
10	<u>2:21.117</u>	39.655	1:05.100	36.362	178.7	35:03.901	10	2:20.706	39.765	1:05.011	35.930	179.2	32:19.993		
							11	2:20.658	39.699	1:04.621	36.338	179.3	34:40.651		
							12	<u>2:47.280</u>	39.647	1:08.650	58.983	150.7	37:27.931		
6	Carlos RIVAS						LUX	11	Morris SCHURING						NLD
Black Falcon Team Textar Porsche 911 GT3 Cup							Team GP Elite Porsche 911 GT3 Cup								
1	3:54.919	1:36.936	1:28.560	49.423	105.5	3:54.919	1	2:54.779	52.471	1:19.327	42.981	141.8	2:54.779		
2	2:35.971	44.786	1:10.713	40.472	161.7	6:30.890	2	2:30.813	42.875	1:08.045	39.893	167.2	5:25.592		
3	2:23.183	40.737	1:05.987	36.459	176.1	8:54.073	3	<u>2:20.547</u>	39.827	1:04.941	35.779	179.4	7:46.139		
4	2:22.173	40.261	1:05.496	36.416	177.3	11:16.246	4	2:19.768	39.515	1:04.566	35.687	180.4	10:05.907		
5	2:26.189	40.303	1:07.771	38.115	172.5	13:42.435	5	2:21.066	39.788	1:05.344	35.934	178.7	12:26.973		
6	12:16.951 B	...	1:21.336	44.718	34.2	25:59.386	6	13:44.279 B	...	1:16.672	41.657	30.6	26:11.252		
7	2:32.606	43.910	1:08.617	40.079	165.2	28:31.992	7	2:42.545	48.388	1:08.865	45.292	155.1	28:53.797		
8	2:21.866	40.256	1:05.200	36.410	177.7	30:53.858	8	2:20.131	39.949	1:04.645	35.537	179.9	31:13.928		
9	<u>2:21.688</u>	39.777	1:05.467	36.444	178.0	33:15.546	9	2:19.671	39.533	1:04.510	35.628	180.5	33:33.599		
10	2:22.006	40.034	1:05.494	36.478	177.6	35:37.552									
7	Kim HAUSCHILD						DEU	14	Ahmad ALSHEHAB						KWT
HRT Motorsport Porsche 911 GT3 Cup							MRS GT-Racing Porsche 911 GT3 Cup								
1	3:45.920	1:28.955	1:29.816	47.149	109.7	3:45.920	1	4:19.914	1:48.460	1:36.172	55.282	95.3	4:19.914		
2	2:47.852	47.554	1:17.515	42.783	150.2	6:33.772	2	2:55.162	53.397	1:20.400	41.365	143.9	7:15.076		
3	<u>2:28.744</u>	42.161	1:08.711	37.872	169.5	9:02.516	3	2:33.036	43.208	1:11.173	38.655	164.8	9:48.112		
4	2:23.948	40.715	1:06.531	36.702	175.2	11:26.464	4	2:29.498	41.926	1:09.718	37.854	168.7	12:17.610		
5	<u>2:23.121</u>	40.582	1:05.885	36.654	176.2	13:49.585	5	2:28.193	41.787	1:08.794	37.612	170.1	14:45.803		
6	2:38.449	45.067	1:12.183	41.199	159.1	16:28.034	6	2:27.660	41.416	1:08.573	37.671	170.8	17:13.463		
7	6:41.867 B	4:29.028	1:24.721	48.118	62.7	23:09.901	7	2:28.169	41.810	1:08.483	37.876	170.2	19:41.632		
8	2:41.021	46.938	1:14.567	39.516	156.6	25:50.922	8	7:11.164 B	4:58.513	1:27.566	45.085	58.5	26:52.796		
9	2:26.721	41.239	1:07.667	37.815	171.9	28:17.643	9	2:38.526	46.087	1:13.783	38.656	159.1	29:31.322		
10	2:23.401	40.516	1:06.148	36.737	175.8	30:41.044	10	2:26.299	41.076	1:07.813	37.410	172.3	31:57.621		
11	2:22.116	40.213	1:05.362	36.541	177.4	33:03.160	11	2:26.062	40.931	1:07.743	37.388	172.6	34:23.683		
12	<u>2:22.736</u>	40.067	1:05.845	36.824	176.6	35:25.896	12	2:43.189	41.082	1:20.308	41.799	154.5	37:06.872		
8	Georgi DONCHEV						BGR	15	Lucas GROENEVELD						NLD
Nebulus Racing by Huber Porsche 911 GT3 Cup							GP Elite Porsche 911 GT3 Cup								
1	3:37.218	1:23.912	1:30.251	43.055	114.1	3:37.218	1	3:16.747	1:09.354	1:23.285	44.108	125.9	3:16.747		
2	2:35.799	45.357	1:11.681	38.761	161.8	6:13.017	2	2:37.085	48.375	1:09.182	39.528	160.5	5:53.832		
3	2:24.213	40.839	1:07.075	36.299	174.8	8:37.230	3	2:21.285	39.911	1:05.656	35.718	178.5	8:15.117		
4	2:23.909	40.956	1:06.474	36.479	175.2	11:01.139	4	2:20.954	39.739	1:05.387	35.828	178.9	10:36.071		
5	2:23.404	40.652	1:05.940	36.812	175.8	13:24.543	5	2:21.451	39.826	1:05.522	36.103	178.3	12:57.522		
6	2:24.047	40.888	1:06.505	36.654	175.0	15:48.590	6	2:25.694	40.516	1:08.223	36.955	173.1	15:23.216		
7	2:24.413	40.537	1:06.719	37.157	174.6	18:13.003	7	<u>10:13.357 B</u>	8:17.381	1:15.582	40.394	41.1	25:36.573		
8	6:30.209 B	4:26.328	1:23.927	39.954	64.6	24:43.212	8	<u>2:27.397</u>	42.222	1:07.927	37.248	171.1	28:03.970		
9	2:31.694	42.900	1:10.220	38.574	166.2	27:14.906	9	<u>2:20.287</u>	39.876	1:04.698	35.713	179.7	30:24.257		
10	2:23.143	40.213	1:06.367	36.563	176.1	29:38.049	10	<u>2:21.042</u>	39.511	1:05.304	36.227	178.8	32:45.299		
11	2:22.845	40.425	1:05.873	36.547	176.5	32:00.894	11	2:20.359	39.632	1:04.857	35.870	179.6	35:05.658		
12	2:23.383	40.333	1:06.252	36.798	175.9	34:24.277									
13	2:26.508	40.829	1:07.343	38.336	172.1	36:50.785									




Porsche Carrera Cup Germany 6 Hours of Spa-Francorchamps Qualifying

Sector Analysis

— Invalidated Lap ■ Personal Best ■ Session Best B Crossing the pit lane

Lap	Time	Sector 1	Sector 2	Sector 3	Kph	Elapsed	Lap	Time	Sector 1	Sector 2	Sector 3	Kph	Elapsed		
16	Daan VAN KUIJK	NLD						24	Max VAN SPLUNTEREN	NLD					
GP Elite							GP Elite								
Porsche 911 GT3 Cup							Porsche 911 GT3 Cup								
1	3:14.039	1:07.913	1:21.746	44.380	127.7	3:14.039	1	2:55.412	51.036	1:20.022	44.354	141.2	2:55.412		
2	2:34.723	46.128	1:09.832	38.763	163.0	5:48.762	2	2:32.112	43.099	1:08.606	40.407	165.8	5:27.524		
3	2:21.060	40.064	1:04.978	36.018	178.7	8:09.822	3	2:19.774	39.476	1:04.664	35.634	180.4	7:47.298		
4	2:20.875	39.656	1:04.866	36.353	179.0	10:30.697	4	2:20.805	39.754	1:05.147	35.904	179.1	10:08.103		
5	2:22.002	39.933	1:05.460	36.609	177.6	12:52.699	5	2:23.942	39.596	1:07.725	36.621	175.2	12:32.045		
6	13:01.276	B	...	1:17.642	44.434	32.3	25:53.975	6	13:38.383	B	...	1:16.853	41.508	30.8	26:10.428
7	2:34.064	45.834	1:09.434	38.796	163.7	28:28.039	7	2:47.472	48.405	1:08.880	50.187	150.6	28:57.900		
8	2:20.714	40.212	1:04.529	35.973	179.2	30:48.753	8	2:19.860	39.570	1:04.434	35.856	180.3	31:17.760		
9	2:20.724	39.826	1:04.714	36.184	179.2	33:09.477	9	2:20.821	39.648	1:05.279	35.894	179.1	33:38.581		
10							10	2:21.434	39.824	1:05.078	36.532	178.3	36:00.015		
17	Dorian BOCCOLACCI	FRA						25	Larry TEN VOORDE	NLD					
Martinet by Alméras							Team GP Elite								
Porsche 911 GT3 Cup							Porsche 911 GT3 Cup								
1	3:03.832	58.838	1:21.820	43.174	134.8	3:03.832	1	2:52.930	49.702	1:20.261	42.967	143.3	2:52.930		
2	<u>2:31.298</u>	44.617	1:07.642	39.039	166.7	5:35.130	2	2:31.053	42.867	1:08.194	39.992	166.9	5:23.983		
3	<u>2:19.809</u>	39.686	1:04.477	35.646	180.3	7:54.939	3	2:19.268	39.565	1:04.338	35.365	181.0	7:43.251		
4	<u>2:19.881</u>	39.514	1:04.654	35.713	180.3	10:14.820	4	2:19.666	39.541	1:04.710	35.415	180.5	10:02.917		
5	2:26.728	42.663	1:07.228	36.837	171.8	12:41.548	5	16:06.940	B	...	1:16.722	41.974	26.1	26:09.857	
6	11:09.992	B	9:08.678	1:18.697	42.617	37.6	23:51.540	6	2:42.486	47.860	1:09.447	45.179	155.2	28:52.343	
7	2:30.928	44.187	1:07.309	39.432	167.1	26:22.468	7	2:19.110	39.668	1:04.003	35.439	181.3	31:11.453		
8	2:25.573	39.754	1:06.518	39.301	173.2	28:48.041	8	2:19.428	39.493	1:04.392	35.543	180.8	33:30.881		
9	2:19.562	39.270	1:04.677	35.615	180.7	31:07.603									
10	<u>2:20.132</u>	39.334	1:04.928	35.870	179.9	33:27.735									
11	2:21.884	39.570	1:06.039	36.275	177.7	35:49.619									
18	Julian HANSES	DEU						26	Jesse VAN KUIJK	NLD					
HRT Performance							Team GP Elite								
Porsche 911 GT3 Cup							Porsche 911 GT3 Cup								
1	3:11.466	1:05.294	1:23.123	43.049	129.4	3:11.466	1	3:05.202	1:01.252	1:22.470	41.480	133.8	3:05.202		
2	2:31.432	43.439	1:08.702	39.291	166.5	5:42.898	2	2:32.980	44.420	1:09.185	39.375	164.8	5:38.182		
3	2:21.737	39.857	1:05.537	36.343	177.9	8:04.635	3	2:22.072	39.974	1:05.783	36.315	177.5	8:00.254		
4	2:22.060	39.871	1:05.614	36.575	177.5	10:26.695	4	2:21.015	39.782	1:05.203	36.030	178.8	10:21.269		
5	2:23.346	39.857	1:06.291	37.198	175.9	12:50.041	5	2:21.614	39.733	1:05.698	36.183	178.0	12:42.883		
6	9:18.428	B	7:24.638	1:14.291	39.499	45.2	22:08.469	6	<u>2:21.802</u>	39.945	1:05.531	36.326	177.8	15:04.685	
7	2:27.213	41.765	1:07.603	37.845	171.3	24:35.682	7	10:18.357	B	8:20.344	1:18.702	39.311	40.8	25:23.042	
8	2:21.127	39.859	1:05.034	36.234	178.7	26:56.809	8	2:25.837	41.848	1:07.402	36.587	172.9	27:48.879		
9	<u>2:25.392</u>	40.813	1:07.336	37.243	173.4	29:22.201	9	2:20.147	39.603	1:04.848	35.696	179.9	30:09.026		
10	2:21.092	39.620	1:05.267	36.205	178.7	31:43.293	10	<u>2:26.137</u>	39.290	1:05.631	41.216	172.5	32:35.163		
11	2:27.332	39.684	1:06.055	41.593	171.1	34:10.625	11	2:20.939	39.812	1:05.141	35.986	178.9	34:56.102		
12	<u>2:24.658</u>	40.463	1:06.615	37.580	174.3	36:35.283									
19	Antonio TEIXEIRA	CHE						27	Christopher ZÖCHLING	DEU					
Nebulus Racing by Huber							Fach Auto Tech								
Porsche 911 GT3 Cup							Porsche 911 GT3 Cup								
1	3:17.700	1:15.695	1:21.815	40.190	125.3	3:17.700	1	2:52.028	50.588	1:19.981	41.459	144.0	2:52.028		
2	2:33.621	44.106	1:10.499	39.016	164.1	5:51.321	2	2:28.550	42.884	1:08.043	37.623	169.7	5:20.578		
3	<u>2:22.419</u>	40.774	1:05.564	36.081	177.0	8:13.740	3	2:19.327	39.517	1:04.354	35.456	181.0	7:39.905		
4	2:21.902	40.268	1:05.328	36.306	177.7	10:35.642	4	2:19.685	39.568	1:04.401	35.716	180.5	9:59.590		
5	2:23.346	40.427	1:06.461	36.458	175.9	12:58.988	5	2:21.099	39.530	1:05.178	36.391	178.7	12:20.689		
6	2:22.472	40.131	1:05.977	36.364	177.0	15:21.460	6	14:58.114	B	...	1:21.425	40.048	28.1	27:18.803	
7	7:30.274	B	5:36.566	1:14.786	38.922	56.0	22:51.734	7	2:25.908	42.125	1:06.710	37.073	172.8	29:44.711	
8	<u>2:26.350</u>	42.194	1:07.290	36.866	172.3	25:18.084	8	2:19.479	39.657	1:04.264	35.558	180.8	32:04.190		
9	<u>2:20.951</u>	39.940	1:05.239	35.772	178.9	27:39.035	9	2:26.652	39.514	1:04.499	42.639	171.9	34:30.842		
10	<u>2:21.335</u>	39.781	1:05.452	36.102	178.4	30:00.370	10	2:26.480	39.467	1:08.140	38.873	172.1	36:57.322		
11	<u>2:21.442</u>	39.890	1:05.476	36.076	178.3	32:21.812									
12	2:24.038	40.006	1:06.012	38.020	175.1	34:45.850									
28	Christof LANGER	DEU													
Fach Auto Tech							Porsche 911 GT3 Cup								
Porsche 911 GT3 Cup							Porsche 911 GT3 Cup								
1	4:04.527	1:41.094	1:32.981	50.452	101.3	4:04.527	1	4:04.527	1:41.094	1:32.981	50.452	101.3	4:04.527		
2	2:39.519	46.520	1:14.134	38.865	158.1	6:44.046	2	2:39.519	46.520	1:14.134	38.865	158.1	6:44.046		
3	2:27.484	41.702	1:08.045	37.737	171.0	9:11.530	3	2:27.484	41.702	1:08.045	37.737	171.0	9:11.530		



Porsche Carrera Cup Germany 6 Hours of Spa-Francorchamps Qualifying

Sector Analysis

— Invalidated Lap ■ Personal Best ■ Session Best B Crossing the pit lane

Lap	Time	Sector 1	Sector 2	Sector 3	Kph	Elapsed	Lap	Time	Sector 1	Sector 2	Sector 3	Kph	Elapsed
4	2:25.793	41.515	1:07.210	37.068	172.9	11:37.323	2	2:33.031	43.892	1:08.403	40.736	164.8	5:30.493
5	2:28.710	41.602	1:09.136	37.972	169.6	14:06.033	3	2:22.343	39.646	1:06.229	36.468	177.1	7:52.836
6	2:31.835	41.112	1:07.785	42.938	166.1	16:37.868	4	2:24.438	39.497	1:08.092	36.849	174.6	10:17.274
7	2:25.858	40.775	1:07.628	37.455	172.9	19:03.726	5	2:21.555	39.631	1:05.598	36.326	178.1	12:38.829
8	5:46.680B	3:44.327	1:21.491	40.862	72.7	24:50.406	6	10:12.113B	8:17.199	1:15.299	39.615	41.2	22:50.942
9	2:32.749	43.640	1:10.561	38.548	165.1	27:23.155	7	2:26.636	41.307	1:08.069	37.260	172.0	25:17.578
10	2:25.000	41.001	1:07.345	36.654	173.9	29:48.155	8	2:19.840	39.475	1:04.489	35.876	180.3	27:37.418
11	2:24.465	40.933	1:06.650	36.882	174.5	32:12.620	9	2:20.503	39.795	1:04.612	36.096	179.5	29:57.921
12	2:49.913	40.686	1:15.497	53.730	148.4	35:02.533	10	2:20.987	39.703	1:04.921	36.363	178.8	32:18.908

35 Rudolf RHYN		CHE				
Allied Racing		Porsche 911 GT3 Cup				
1	4:02.276	1:39.784	1:32.381	50.111	102.3	4:02.276
2	2:50.364	51.551	1:18.459	40.354	148.0	6:52.640
3	2:24.440	41.225	1:06.495	36.720	174.6	9:17.080
4	2:23.004	40.492	1:05.915	36.597	176.3	11:40.084
5	2:23.961	40.409	1:06.352	37.200	175.1	14:04.045
6	12:00.890B	9:54.557	1:22.060	44.273	35.0	26:04.935
7	2:34.792	45.451	1:10.607	38.734	162.9	28:39.727
8	2:23.231	40.617	1:06.159	36.455	176.0	31:02.958
9	2:22.464	40.227	1:05.629	36.608	177.0	33:25.422
10	2:22.966	40.380	1:05.661	36.925	176.4	35:48.388

55 Sebastian GLASER		DEU				
CarTech Motorsport by Nigrin		Porsche 911 GT3 Cup				
1	4:18.953	1:42.399	1:40.396	56.158	95.7	4:18.953
2	5:00.417B	2:36.903	1:32.037	51.477	83.9	9:19.370
3	2:32.499	44.949	1:09.611	37.939	165.3	11:51.869
4	2:25.754	41.388	1:07.307	37.059	173.0	14:17.623
5	2:23.845	40.818	1:06.494	36.533	175.3	16:41.468
6	5:03.868B	3:01.701	1:18.395	43.772	83.0	21:45.336
7	2:30.283	44.244	1:08.362	37.677	167.8	24:15.619
8	2:23.626	40.609	1:06.335	36.682	175.6	26:39.245
9	2:23.986	40.608	1:06.463	36.915	175.1	29:03.231
10	2:23.487	40.328	1:06.532	36.627	175.7	31:26.718

41 Jukka HONKAUORI		FIN				
MRS GT-Racing		Porsche 911 GT3 Cup				
1	3:16.024	1:10.900	1:22.090	43.034	126.4	3:16.024
2	2:34.773	45.049	1:10.911	38.813	162.9	5:50.797
3	2:22.374	40.311	1:05.772	36.291	177.1	8:13.171
4	2:21.494	40.087	1:05.225	36.182	178.2	10:34.665
5	2:22.124	39.805	1:05.711	36.608	177.4	12:56.789
6	2:22.502	39.910	1:05.795	36.797	176.9	15:19.291
7	2:26.186	40.046	1:07.919	38.221	172.5	17:45.477
8	9:05.985B	7:06.669	1:17.801	41.515	46.2	26:51.462
9	2:31.922	43.390	1:11.391	37.141	166.0	29:23.384
10	2:20.950	39.809	1:05.018	36.123	178.9	31:44.334
11	2:21.986	39.781	1:05.599	36.606	177.6	34:06.320
12	2:21.837	39.806	1:05.391	36.640	177.8	36:28.157


57 Rudy VAN BUREN		NLD				
CarTech Motorsport by Nigrin		Porsche 911 GT3 Cup				
1	3:17.435	1:15.841	1:17.987	43.607	125.5	3:17.435
2	4:15.808B	2:21.033	1:15.323	39.452	98.6	7:33.243
3	2:33.375	41.735	1:13.646	37.994	164.4	10:06.618
4	2:28.219	42.085	1:07.784	38.350	170.1	12:34.837
5	2:20.906	39.820	1:04.987	36.099	178.9	14:55.743
6	2:20.785	39.726	1:05.012	36.047	179.1	17:16.528
7	8:58.241B	6:59.035	1:16.500	42.706	46.8	26:14.769
8	2:45.192	47.538	1:11.806	45.848	152.6	28:59.961
9	2:20.104	39.486	1:04.529	36.089	180.0	31:20.065
10	2:23.602	39.878	1:05.764	37.960	175.6	33:43.667
11	2:23.156	39.696	1:06.281	37.179	176.1	36:06.823

46 Fabio CITIGNOLA		DEU				
HRT Performance		Porsche 911 GT3 Cup				
1	3:25.665	1:19.406	1:23.786	42.473	120.5	3:25.665
2	2:34.025	43.518	1:09.595	40.912	163.7	5:59.690
3	2:23.696	40.535	1:06.672	36.489	175.5	8:23.386
4	2:22.912	39.811	1:06.376	36.725	176.4	10:46.298
5	3:24.184B	1:30.209	1:12.720	41.255	123.5	14:10.482
6	2:23.488	40.227	1:06.664	36.597	175.7	16:33.970
7	2:23.467	40.205	1:06.586	36.676	175.7	18:57.437
8	2:22.868	40.037	1:06.166	36.665	176.5	21:20.305
9	4:51.647B	2:53.057	1:17.113	41.477	86.5	26:11.952
10	2:42.424	48.132	1:09.625	44.667	155.2	28:54.376
11	2:21.674	40.028	1:05.730	35.916	178.0	31:16.050
12	2:21.209	39.682	1:05.391	36.136	178.6	33:37.259
13	2:39.084	39.949	1:17.247	41.888	158.5	36:16.343

69 Holger HARMSEN		DEU				
HRT Motorsport		Porsche 911 GT3 Cup				
1	4:09.676	1:46.124	1:32.872	50.680	99.2	4:09.676
2	2:46.087	47.071	1:17.259	41.757	151.8	6:55.763
3	2:33.113	42.921	1:11.292	38.900	164.7	9:28.876
4	2:32.636	42.317	1:10.725	39.594	165.2	12:01.512
5	2:31.110	42.359	1:10.288	38.463	166.9	14:32.622
6	2:30.672	42.292	1:09.845	38.535	167.3	17:03.294
7	2:31.601	42.241	1:09.897	39.463	166.3	19:34.895
8	6:21.706B	4:09.895	1:27.813	43.998	66.1	25:56.601
9	2:44.925	47.440	1:14.971	42.514	152.9	28:41.526
10	2:32.799	41.998	1:09.941	40.860	165.0	31:14.325
11	2:32.660	41.771	1:12.507	38.382	165.2	33:46.985
12	2:32.342	41.980	1:10.430	39.932	165.5	36:19.327

53 Ayhancan GÜVEN		TUR				
Phoenix Racing		Porsche 911 GT3 Cup				
1	2:57.462	54.276	1:21.338	41.848	139.6	2:57.462

77 Leon KÖHLER		DEU				
Nebulus Racing by Huber		Porsche 911 GT3 Cup				
1	2:56.389	52.948	1:20.267	43.174	140.5	2:56.389
2	2:32.608	43.009	1:08.823	40.776	165.2	5:28.997
3	2:19.956	39.536	1:04.679	35.741	180.2	7:48.953



Porsche Carrera Cup Germany 6 Hours of Spa-Francorchamps Qualifying

Sector Analysis

— Invalidated Lap ■ Personal Best ■ Session Best B Crossing the pit lane

Lap	Time	Sector 1	Sector 2	Sector 3	Kph	Elapsed	Lap	Time	Sector 1	Sector 2	Sector 3	Kph	Elapsed
4	2:20.198	39.543	1:04.663	35.992	179.8	10:09.151	7	2:35.489	44.447	1:09.937	41.105	162.2	28:38.302
5	2:20.706	39.351	1:05.065	36.290	179.2	12:29.857	8	2:20.904	39.759	1:04.885	36.260	178.9	30:59.206
6	13:16.369 B	...	1:14.722	40.054	31.7	25:46.226	9	2:24.913	39.691	1:08.005	37.217	174.0	33:24.119
7	2:26.651	41.071	1:09.619	35.961	171.9	28:12.877	10	2:27.178	39.883	1:06.702	40.593	171.3	35:51.297
8	2:19.342	39.424	1:04.063	35.855	181.0	30:32.219							
9	2:19.924	39.547	1:04.444	35.933	180.2	32:52.143							
10	<u>2:22.941</u>	39.271	1:07.197	36.473	176.4	35:15.084							

89 Bashar MARDINI UAE						
VAN BERGHE Huber Racing Porsche 911 GT3 Cup						
1	3:41.257	1:25.867	1:29.544	45.846	112.0	3:41.257
2	<u>2:38.324</u>	48.101	1:11.797	38.426	159.3	6:19.581
3	<u>2:23.697</u>	40.557	1:06.726	36.414	175.5	8:43.278
4	2:22.621	40.169	1:06.015	36.437	176.8	11:05.899
5	<u>2:25.478</u>	40.086	1:07.851	37.541	173.3	13:31.377
6	<u>2:25.982</u>	40.500	1:06.983	38.499	172.7	15:57.359
7	11:32.454 B	9:11.689	1:36.937	43.828	36.4	27:29.813
8	2:36.851	44.154	1:15.228	37.469	160.8	30:06.664
9	2:22.589	40.293	1:05.889	36.407	176.8	32:29.253
10	2:22.495	40.322	1:05.750	36.423	176.9	34:51.748
11	<u>2:22.704</u>	40.090	1:06.006	36.608	176.7	37:14.452

92 Laurin HEINRICH DEU						
VAN BERGHE Huber Racing Porsche 911 GT3 Cup						
1	2:50.858	49.060	1:20.437	41.361	145.0	2:50.858
2	2:27.684	43.244	1:07.605	36.835	170.7	5:18.542
3	2:19.535	39.577	1:04.236	35.722	180.7	7:38.077
4	2:19.476	39.444	1:04.317	35.715	180.8	9:57.553
5	2:21.058	39.603	1:04.860	36.595	178.8	12:18.611
6	13:24.965 B	...	1:14.783	38.984	31.3	25:43.576
7	2:25.778	41.067	1:08.181	36.530	173.0	28:09.354
8	2:19.134	39.289	1:04.143	35.702	181.2	30:28.488
9	2:19.537	39.488	1:04.305	35.744	180.7	32:48.025
10	2:20.558	39.362	1:04.791	36.405	179.4	35:08.583

96 Jan-Erik SLOOTEN DEU						
Phoenix Racing Porsche 911 GT3 Cup						
1	3:46.420	1:30.466	1:28.929	47.025	109.4	3:46.420
2	2:37.580	45.842	1:13.593	38.145	160.0	6:24.000
3	2:26.009	41.474	1:07.292	37.243	172.7	8:50.009
4	2:23.995	40.669	1:06.232	37.094	175.1	11:14.004
5	2:24.828	40.633	1:07.126	37.069	174.1	13:38.832
6	8:27.086 B	6:30.725	1:15.884	40.477	49.7	22:05.918
7	2:32.464	43.004	1:10.949	38.511	165.4	24:38.382
8	2:23.817	40.743	1:06.452	36.622	175.3	27:02.199
9	<u>2:24.426</u>	40.357	1:07.047	37.022	174.6	29:26.625
10	<u>2:24.209</u>	40.183	1:06.688	37.338	174.8	31:50.834
11	2:25.234	40.580	1:07.282	37.372	173.6	34:16.068

99 Bastian BUUS DNK						
Allied Racing Porsche 911 GT3 Cup						
1	3:10.564	1:03.005	1:24.357	43.202	130.0	3:10.564
2	2:30.867	43.802	1:07.829	39.236	167.1	5:41.431
3	2:20.737	39.631	1:05.016	36.090	179.2	8:02.168
4	2:21.591	39.759	1:05.525	36.307	178.1	10:23.759
5	2:21.921	39.837	1:05.619	36.465	177.7	12:45.680
6	13:17.133 B	...	1:21.951	45.105	31.6	26:02.813