


Porsche Carrera Cup Germany 6 Hours of Spa-Francorchamps Race 1

Sector Analysis

— Invalidated Lap ■ Personal Best ■ Session Best B Crossing the pit lane

Lap	Time	Sector 1	Sector 2	Sector 3	Kph	Elapsed	Lap	Time	Sector 1	Sector 2	Sector 3	Kph	Elapsed	
4	Loek HARTOG NLD							4	2:26.123	40.944	1:08.126	37.053	172.6	9:57.851
	Black Falcon Team Textar Porsche 911 GT3 Cup							5	2:26.058	40.766	1:08.094	37.198	172.6	12:23.909
	1	2:32.047	46.032	1:08.718	37.297	162.9	6	2:26.105	41.145	1:07.455	37.505	172.6	14:50.014	
	2	2:25.505	40.249	1:07.974	37.282	173.3	7	2:26.738	40.701	1:08.015	38.022	171.8	17:16.752	
	3	2:24.729	41.372	1:06.698	36.659	174.2	8	2:26.477	40.999	1:07.992	37.486	172.1	19:43.229	
	4	2:22.975	39.973	1:06.440	36.562	176.4	9	2:26.142	40.998	1:07.912	37.232	172.5	22:09.371	
	5	2:23.025	40.010	1:06.381	36.634	176.3	10	2:25.882	40.647	1:07.990	37.245	172.8	24:35.253	
	6	2:22.822	39.842	1:06.394	36.586	176.5	11	2:25.891	40.760	1:07.792	37.339	172.8	27:01.144	
	7	2:23.750	39.960	1:06.865	36.925	175.4	12	2:25.798	40.835	1:07.826	37.137	172.9	29:26.942	
	8	2:23.358	39.975	1:06.604	36.779	175.9	13	2:25.791	40.703	1:07.827	37.261	172.9	31:52.733	
	9	2:23.650	40.219	1:06.535	36.896	175.5	14	2:26.249	40.897	1:08.196	37.156	172.4	34:18.982	
	10	2:23.550	39.965	1:06.708	36.877	175.6								
	11	2:24.213	40.160	1:07.291	36.762	174.8								
	12	2:24.030	39.936	1:07.088	37.006	175.1								
	13	2:24.540	40.131	1:07.445	36.964	174.4								
	14	2:25.394	40.293	1:08.105	36.996	173.4								
6	Carlos RIVAS LUX							10	Sandro KAIBACH DEU					
	Black Falcon Team Textar Porsche 911 GT3 Cup							Fach Auto Tech Porsche 911 GT3 Cup						
	1	2:33.761	46.408	1:09.311	38.042	161.1	1	2:31.811	45.708	1:08.671	37.432	163.2	2:31.811	
	2	2:26.021	40.967	1:07.677	37.377	172.7	2	2:26.245	41.134	1:07.738	37.373	172.4	4:58.056	
	3	2:25.175	40.531	1:07.696	36.948	173.7	3	2:28.344	41.136	1:10.089	37.119	170.0	7:26.400	
	4	2:24.076	40.367	1:06.868	36.841	175.0	4	2:24.661	40.443	1:07.142	37.076	174.3	9:51.061	
	5	2:24.974	40.445	1:07.203	37.326	173.9	5	2:24.556	40.300	1:07.098	37.158	174.4	12:15.617	
	6	2:24.894	40.613	1:07.179	37.102	174.0	6	2:24.023	40.238	1:06.924	36.861	175.1	14:39.640	
	7	2:24.068	40.227	1:06.887	36.954	175.0	7	2:24.244	40.074	1:07.060	37.110	174.8	17:03.884	
	8	2:24.726	40.423	1:06.832	37.471	174.2	8	2:24.656	40.162	1:07.252	37.242	174.3	19:28.540	
	9	2:24.805	40.776	1:06.934	37.095	174.1	9	2:24.514	40.328	1:07.278	36.908	174.5	21:53.054	
	10	2:24.408	40.489	1:06.751	37.168	174.6	10	2:24.794	40.290	1:07.119	37.385	174.1	24:17.848	
	11	2:24.615	40.679	1:07.007	36.929	174.4	11	2:24.822	40.396	1:07.499	36.927	174.1	26:42.670	
	12	2:25.063	40.691	1:07.242	37.130	173.8	12	2:24.740	40.392	1:07.398	36.950	174.2	29:07.410	
	13	2:25.416	40.669	1:07.467	37.280	173.4	13	2:55.700	48.306	1:16.701	50.693	143.5	32:03.110	
	14	2:25.866	40.684	1:07.498	37.684	172.9								
7	Kim HAUSCHILD DEU							14	Ahmad ALSHEHAB KWT					
	HRT Motorsport Porsche 911 GT3 Cup							MRS GT-Racing Porsche 911 GT3 Cup						
	1	2:35.850	48.331	1:09.683	37.836	159.0	1	2:39.513	51.300	1:09.846	38.367	155.3	2:39.513	
	2	2:26.458	40.767	1:08.302	37.389	172.2	2	2:30.173	41.978	1:09.687	38.508	167.9	5:09.686	
	3	2:25.714	40.603	1:07.704	37.407	173.0	3	2:27.735	41.325	1:08.374	38.036	170.7	7:37.421	
	4	2:25.911	40.615	1:07.886	37.410	172.8	4	2:27.683	41.380	1:08.531	37.772	170.7	10:05.104	
	5	2:25.534	40.943	1:07.267	37.324	173.3	5	2:28.372	41.546	1:09.016	37.810	169.9	12:33.476	
	6	2:25.354	41.037	1:07.111	37.206	173.5	6	2:28.200	41.281	1:08.831	38.088	170.1	15:01.676	
	7	2:25.668	40.873	1:07.571	37.224	173.1	7	2:28.780	41.837	1:09.157	37.786	169.5	17:30.456	
	8	2:25.641	40.744	1:07.717	37.180	173.1	8	2:29.474	41.684	1:09.270	38.520	168.7	19:59.930	
	9	2:25.630	40.811	1:07.598	37.221	173.1	9	2:28.059	41.337	1:08.525	38.197	170.3	22:27.989	
	10	2:26.719	40.712	1:08.298	37.709	171.9	10	2:29.317	41.092	1:10.485	37.740	168.9	24:57.306	
	11	2:27.204	41.117	1:08.765	37.322	171.3	11	2:27.041	41.250	1:08.489	37.302	171.5	27:24.347	
	12	2:26.074	40.888	1:07.839	37.347	172.6	12	2:29.382	41.680	1:09.308	38.394	168.8	29:53.729	
	13	2:26.381	40.831	1:08.167	37.383	172.3	13	2:30.321	41.777	1:10.856	37.688	167.7	32:24.050	
	14	2:25.679	40.737	1:07.794	37.148	173.1	14	2:28.560	41.588	1:08.919	38.053	169.7	34:52.610	
8	Georgi DONCHEV BGR							15	Lucas GROENEVELD NLD					
	Nebulus Racing by Huber Porsche 911 GT3 Cup							GP Elite Porsche 911 GT3 Cup						
	1	2:36.307	49.324	1:09.403	37.580	158.5	1	2:28.478	44.384	1:07.087	37.007	166.9	2:28.478	
	2	2:28.328	40.726	1:10.008	37.594	170.0	2	2:24.544	40.198	1:07.429	36.917	174.4	4:53.022	
	3	2:27.093	41.655	1:07.913	37.525	171.4	3	2:23.355	40.031	1:06.678	36.646	175.9	7:16.377	
							4	2:23.445	40.065	1:06.481	36.899	175.8	9:39.822	
							5	2:23.615	40.157	1:06.634	36.824	175.6	12:03.437	
							6	2:23.758	40.073	1:06.769	36.916	175.4	14:27.195	
							7	2:23.504	40.040	1:06.682	36.782	175.7	16:50.699	
							8	2:24.192	40.266	1:07.297	36.629	174.9	19:14.891	
							9	2:23.512	40.031	1:06.875	36.606	175.7	21:38.403	
							10	2:23.902	40.067	1:07.287	36.548	175.2	24:02.305	



Porsche Carrera Cup Germany 6 Hours of Spa-Francorchamps Race 1

Sector Analysis

— Invalidated Lap ■ Personal Best ■ Session Best B Crossing the pit lane

Lap	Time	Sector 1	Sector 2	Sector 3	Kph	Elapsed	Lap	Time	Sector 1	Sector 2	Sector 3	Kph	Elapsed
11	2:24.409	40.240	1:07.380	36.789	174.6	26:26.714	12	2:24.134	40.308	1:07.168	36.658	174.9	29:10.403
12	2:24.528	40.123	1:07.541	36.864	174.5	28:51.242	13	2:26.485	41.796	1:07.625	37.064	172.1	31:36.888
13	2:25.070	40.376	1:07.658	37.036	173.8	31:16.312	14	2:25.434	40.821	1:07.824	36.789	173.4	34:02.322
14	2:26.124	41.246	1:07.677	37.201	172.6	33:42.436							

16 Daan VAN KUIJK		NLD				
GP Elite		Porsche 911 GT3 Cup				
1	2:30.693	45.152	1:08.532	37.009	164.4	2:30.693
2	2:26.579	40.229	1:08.605	37.745	172.0	4:57.272

17 Dorian BOCCOLACCI		FRA				
Martinet by Alméras		Porsche 911 GT3 Cup				
1	2:26.839	43.840	1:06.743	36.256	168.7	2:26.839
2	2:22.119	39.721	1:06.383	36.015	177.4	4:48.958
3	2:21.807	39.587	1:06.134	36.086	177.8	7:10.765
4	2:22.409	39.819	1:06.334	36.256	177.1	9:33.174
5	2:22.826	39.729	1:06.676	36.421	176.5	11:56.000
6	2:22.603	39.874	1:06.490	36.239	176.8	14:18.603
7	2:22.985	39.943	1:06.714	36.328	176.3	16:41.588
8	2:23.403	40.071	1:06.715	36.617	175.8	19:04.991
9	2:23.048	40.016	1:06.590	36.442	176.3	21:28.039
10	2:23.817	40.004	1:07.190	36.623	175.3	23:51.856
11	2:23.157	40.095	1:06.705	36.357	176.1	26:15.013
12	2:23.528	40.013	1:07.020	36.495	175.7	28:38.541
13	2:23.387	39.992	1:07.095	36.300	175.8	31:01.928
14	2:24.005	40.003	1:07.465	36.537	175.1	33:25.933

18 Julian HANSES		DEU				
HRT Performance		Porsche 911 GT3 Cup				
1	2:32.641	46.023	1:09.196	37.422	162.3	2:32.641
2	2:25.801	40.418	1:08.009	37.374	172.9	4:58.442
3	2:24.429	40.630	1:07.146	36.653	174.6	7:22.871
4	2:23.241	39.940	1:06.586	36.715	176.0	9:46.112
5	2:23.013	39.892	1:06.511	36.610	176.3	12:09.125
6	2:23.053	39.824	1:06.602	36.627	176.3	14:32.178
7	2:23.698	39.858	1:07.161	36.679	175.5	16:55.876
8	2:24.530	40.147	1:07.317	37.066	174.5	19:20.406
9	2:24.499	40.147	1:07.420	36.932	174.5	21:44.905
10	2:24.281	40.020	1:07.184	37.077	174.8	24:09.186
11	2:24.654	40.187	1:07.593	36.874	174.3	26:33.840
12	2:24.833	40.212	1:07.624	36.997	174.1	28:58.673
13	2:24.566	40.190	1:07.385	36.991	174.4	31:23.239
14	2:24.875	40.178	1:07.673	37.024	174.0	33:48.114


19 Antonio TEIXEIRA		CHE				
Nebulus Racing by Huber		Porsche 911 GT3 Cup				
1	2:35.508	47.927	1:09.503	38.078	159.3	2:35.508
2	2:26.075	40.688	1:08.220	37.167	172.6	5:01.583
3	2:25.781	40.676	1:08.011	37.094	173.0	7:27.364
4	2:25.603	40.556	1:08.086	36.961	173.2	9:52.967
5	2:25.131	40.700	1:07.352	37.079	173.7	12:18.098
6	2:25.572	40.524	1:07.270	37.778	173.2	14:43.670
7	2:24.600	40.672	1:07.076	36.852	174.4	17:08.270
8	2:24.291	40.540	1:07.175	36.576	174.7	19:32.561
9	2:24.554	40.403	1:07.015	37.136	174.4	21:57.115
10	2:24.388	40.349	1:07.156	36.883	174.6	24:21.503
11	2:24.766	40.708	1:07.229	36.829	174.2	26:46.269

24 Max VAN SPLUNTEREN		NLD				
GP Elite		Porsche 911 GT3 Cup				
1	2:28.031	43.370	1:07.592	37.069	167.4	2:28.031
2	2:23.941	40.379	1:07.038	36.524	175.2	4:51.972
3	2:23.016	39.963	1:06.246	36.807	176.3	7:14.988
4	2:23.370	40.014	1:06.466	36.890	175.9	9:38.358
5	2:23.542	40.195	1:06.610	36.737	175.7	12:01.900
6	2:23.484	40.154	1:06.488	36.842	175.7	14:25.384
7	2:23.517	40.234	1:06.555	36.728	175.7	16:48.901
8	2:23.841	40.220	1:06.697	36.924	175.3	19:12.742
9	2:23.839	40.188	1:06.771	36.880	175.3	21:36.581
10	2:24.130	40.227	1:06.944	36.959	174.9	24:00.711
11	2:24.437	40.396	1:07.048	36.993	174.6	26:25.148
12	2:24.599	40.294	1:07.256	37.049	174.4	28:49.747
13	2:25.070	40.449	1:07.427	37.194	173.8	31:14.817
14	2:25.305	40.470	1:07.588	37.247	173.5	33:40.122

25 Larry TEN VOORDE		NLD				
Team GP Elite		Porsche 911 GT3 Cup				
1	2:23.377	41.153	1:05.948	36.276	172.8	2:23.377
2	2:22.406	40.029	1:06.056	36.321	177.1	4:45.783
3	2:21.891	39.839	1:05.822	36.230	177.7	7:07.674
4	2:21.999	39.823	1:05.825	36.351	177.6	9:29.673
5	2:22.454	40.011	1:06.052	36.391	177.0	11:52.127
6	2:22.670	39.991	1:06.239	36.440	176.7	14:14.797
7	2:22.541	39.882	1:06.124	36.535	176.9	16:37.338
8	2:22.858	39.993	1:06.282	36.583	176.5	19:00.196
9	2:22.828	40.053	1:06.326	36.449	176.5	21:23.024
10	2:22.903	40.069	1:06.398	36.436	176.4	23:45.927
11	2:23.154	40.233	1:06.434	36.487	176.1	26:09.081
12	2:23.245	40.184	1:06.525	36.536	176.0	28:32.326
13	2:23.238	40.099	1:06.509	36.630	176.0	30:55.564
14	2:23.578	40.284	1:06.740	36.554	175.6	33:19.142

26 Jesse VAN KUIJK		NLD				
Team GP Elite		Porsche 911 GT3 Cup				
1	2:29.090	44.741	1:07.527	36.822	166.2	2:29.090
2	2:24.700	40.102	1:07.726	36.872	174.3	4:53.790
3	2:23.486	39.975	1:06.879	36.632	175.7	7:17.276
4	2:23.453	40.068	1:06.706	36.679	175.8	9:40.729
5	2:23.906	40.103	1:07.124	36.679	175.2	12:04.635
6	2:23.913	40.073	1:06.790	37.050	175.2	14:28.548
7	2:26.032	40.283	1:08.812	36.937	172.7	16:54.580
8	2:25.180	41.071	1:07.058	37.051	173.7	19:19.760
9	2:24.417	40.369	1:07.238	36.810	174.6	21:44.177
10	2:24.477	40.171	1:07.324	36.982	174.5	24:08.654
11	2:24.483	40.233	1:07.281	36.969	174.5	26:33.137
12	2:24.611	40.305	1:07.426	36.880	174.4	28:57.748
13	2:24.741	40.365	1:07.196	37.180	174.2	31:22.489
14	2:24.971	40.334	1:07.524	37.113	173.9	33:47.460

27 Christopher ZÖCHLING		DEU	
Fach Auto Tech		Porsche 911 GT3 Cup	



Porsche Carrera Cup Germany 6 Hours of Spa-Francorchamps Race 1

Sector Analysis

— Invalidated Lap ■ Personal Best ■ Session Best B Crossing the pit lane

Lap	Time	Sector 1	Sector 2	Sector 3	Kph	Elapsed	Lap	Time	Sector 1	Sector 2	Sector 3	Kph	Elapsed
1	2:25.512	42.050	1:06.848	36.614	170.3	2:25.512	8	2:24.084	40.179	1:07.030	36.875	175.0	19:23.269
2	2:22.152	39.786	1:05.848	36.518	177.4	4:47.664	9	2:24.839	40.046	1:07.665	37.128	174.1	21:48.108
3	2:21.846	39.731	1:05.833	36.282	177.8	7:09.510	10	2:25.194	40.118	1:07.902	37.174	173.7	24:13.302
4	2:22.359	39.892	1:05.962	36.505	177.1	9:31.869	11	2:24.665	40.167	1:07.486	37.012	174.3	26:37.967
5	2:22.502	39.812	1:06.180	36.510	176.9	11:54.371	12	2:24.512	40.072	1:07.507	36.933	174.5	29:02.479
6	2:22.926	40.043	1:06.188	36.695	176.4	14:17.297	13	2:24.908	40.364	1:07.484	37.060	174.0	31:27.387
7	2:22.660	39.758	1:06.309	36.593	176.7	16:39.957	14	2:25.001	40.202	1:07.744	37.055	173.9	33:52.388
8	2:22.818	40.049	1:06.315	36.454	176.5	19:02.775							
9	2:23.059	40.053	1:06.455	36.551	176.2	21:25.834							
10	2:22.808	39.852	1:06.548	36.408	176.6	23:48.642							
11	2:23.631	40.162	1:06.731	36.738	175.5	26:12.273							
12	2:23.994	40.077	1:06.860	37.057	175.1	28:36.267							
13	2:24.435	40.274	1:07.281	36.880	174.6	31:00.702							
14	2:24.494	40.175	1:07.310	37.009	174.5	33:25.196							

28		Christof LANGER		DEU		
		Fach Auto Tech		Porsche 911 GT3 Cup		
1	2:38.584	50.677	1:09.713	38.194	156.2	2:38.584
2	2:28.645	41.634	1:08.736	38.275	169.6	5:07.229
3	2:29.572	42.141	1:09.627	37.804	168.6	7:36.801
4	2:26.913	41.178	1:08.184	37.551	171.6	10:03.714
5	2:28.765	42.096	1:08.639	38.030	169.5	12:32.479
6	2:29.842	42.755	1:09.177	37.910	168.3	15:02.321
7	2:28.920	41.793	1:09.401	37.726	169.3	17:31.241
8	2:27.821	40.893	1:08.969	37.959	170.6	19:59.062
9	2:28.396	41.240	1:08.925	38.231	169.9	22:27.458
10	2:30.340	41.600	1:10.268	38.472	167.7	24:57.798
11	2:27.589	41.296	1:08.739	37.554	170.8	27:25.387
12	2:29.000	41.964	1:09.107	37.929	169.2	29:54.387
13	2:29.114	41.679	1:09.530	37.905	169.1	32:23.501
14	2:28.423	41.682	1:08.761	37.980	169.9	34:51.924

35		Rudolf RHYN		CHE		
		Allied Racing		Porsche 911 GT3 Cup		
1	2:36.844	49.810	1:09.168	37.866	158.0	2:36.844
2	2:27.187	40.879	1:08.910	37.398	171.3	5:04.031
3	2:26.087	40.820	1:08.100	37.167	172.6	7:30.118
4	2:25.127	40.463	1:07.217	37.447	173.7	9:55.245
5	2:24.965	40.321	1:07.341	37.303	173.9	12:20.210
6	2:26.124	40.975	1:07.753	37.396	172.6	14:46.334
7	2:27.235	40.890	1:08.465	37.880	171.3	17:13.569
8	2:29.155	42.103	1:08.523	38.529	169.0	19:42.724
9	2:48.181	41.409	1:13.565	53.207	149.9	22:30.905
10	3:49.789 B	2:01.587	1:10.177	38.025	109.7	26:20.694
11	2:25.838	40.841	1:07.719	37.278	172.9	28:46.532
12	2:26.281	41.132	1:07.885	37.264	172.4	31:12.813
13	2:26.179	40.776	1:07.799	37.604	172.5	33:38.992


41		Jukka HONKAUORI		FIN		
		MRS GT-Racing		Porsche 911 GT3 Cup		
1	2:33.903	47.674	1:08.602	37.627	161.0	2:33.903
2	2:25.317	40.370	1:07.690	37.257	173.5	4:59.220
3	2:25.030	40.359	1:07.933	36.738	173.9	7:24.250
4	2:23.578	40.086	1:06.570	36.922	175.6	9:47.828
5	2:23.910	40.245	1:06.683	36.982	175.2	12:11.738
6	2:23.730	40.105	1:06.817	36.808	175.4	14:35.468
7	2:23.717	40.289	1:06.713	36.715	175.4	16:59.185

46		Fabio CITIGNOLA		DEU		
		HRT Performance		Porsche 911 GT3 Cup		
1	2:33.246	46.724	1:09.308	37.214	161.7	2:33.246
2	2:25.552	40.288	1:08.125	37.139	173.2	4:58.798
3	2:24.830	40.469	1:07.922	36.439	174.1	7:23.628
4	2:23.505	40.098	1:06.698	36.709	175.7	9:47.133
5	2:23.920	40.222	1:06.951	36.747	175.2	12:11.053
6	2:23.725	40.149	1:07.015	36.561	175.4	14:34.778
7	2:23.769	40.177	1:06.882	36.710	175.4	16:58.547
8	2:24.041	40.028	1:07.265	36.748	175.0	19:22.588
9	2:25.068	40.347	1:07.814	36.907	173.8	21:47.656
10	2:25.044	40.178	1:07.902	36.964	173.8	24:12.700
11	2:24.568	40.229	1:07.796	36.543	174.4	26:37.268
12	2:24.726	40.215	1:07.525	36.986	174.2	29:01.994
13	2:24.799	40.378	1:07.575	36.846	174.1	31:26.793
14	2:25.014	40.277	1:07.963	36.774	173.9	33:51.807

53		Ayhanca GÜVEN		TUR		
		Phoenix Racing		Porsche 911 GT3 Cup		
1	2:41.771	54.380	1:09.729	37.662	153.1	2:41.771
2	2:26.752	40.823	1:08.814	37.115	171.8	5:08.523
3	2:25.690	40.738	1:07.620	37.332	173.1	7:34.213
4	2:24.216	40.415	1:06.798	37.003	174.8	9:58.429
5	2:25.771	40.198	1:08.345	37.228	173.0	12:24.200

55		Sebastian GLASER		DEU		
		CarTech Motorsport by Nigrin		Porsche 911 GT3 Cup		
1	2:39.668	51.593	1:09.931	38.144	155.2	2:39.668
2	2:27.956	41.032	1:08.489	38.435	170.4	5:07.624
3	2:26.350	41.355	1:07.618	37.377	172.3	7:33.974
4	2:26.528	41.158	1:07.890	37.480	172.1	10:00.502
5	2:25.736	40.885	1:07.393	37.458	173.0	12:26.238
6	2:25.961	40.730	1:08.047	37.184	172.7	14:52.199
7	2:25.673	40.620	1:07.670	37.383	173.1	17:17.872
8	2:26.407	41.021	1:08.108	37.278	172.2	19:44.279
9	2:26.901	40.686	1:08.602	37.613	171.6	22:11.180
10	2:27.435	40.705	1:09.124	37.606	171.0	24:38.615
11	2:26.925	40.920	1:08.448	37.557	171.6	27:05.540
12	2:27.071	41.058	1:08.694	37.319	171.4	29:32.611
13	2:26.990	40.836	1:08.309	37.845	171.5	31:59.601
14	2:28.111	40.849	1:09.246	38.016	170.2	34:27.712

57		Rudy VAN BUREN		NLD		
		CarTech Motorsport by Nigrin		Porsche 911 GT3 Cup		
1	2:31.814	45.145	1:08.858	37.811	163.2	2:31.814
2	2:25.452	40.221	1:08.042	37.189	173.4	4:57.266
3	2:23.719	40.969	1:06.182	36.568	175.4	7:20.985
4	2:22.727	40.031	1:06.058	36.638	176.7	9:43.712
5	2:22.855	40.014	1:06.267	36.574	176.5	12:06.567



Porsche Carrera Cup Germany 6 Hours of Spa-Francorchamps Race 1

Sector Analysis

— Invalidated Lap ■ Personal Best ■ Session Best B Crossing the pit lane

Lap	Time	Sector 1	Sector 2	Sector 3	Kph	Elapsed	Lap	Time	Sector 1	Sector 2	Sector 3	Kph	Elapsed
6	2:22.908	39.979	1:06.481	36.448	176.4	14:29.475	12	2:25.703	40.646	1:07.797	37.260	173.1	29:17.911
7	2:23.889	40.207	1:06.970	36.712	175.2	16:53.364	13	2:26.596	40.766	1:08.418	37.412	172.0	31:44.507
8	2:23.302	40.055	1:06.357	36.890	176.0	19:16.666	14	2:27.725	41.330	1:08.932	37.463	170.7	34:12.232
9	2:23.701	39.961	1:06.640	37.100	175.5	21:40.367	92 Laurin HEINRICH DEU						
10	2:24.125	40.187	1:07.035	36.903	174.9	24:04.492	Van Berghe Huber Racing Porsche 911 GT3 Cup						
11	2:24.075	40.211	1:07.138	36.726	175.0	26:28.567	1	2:24.469	41.692	1:06.152	36.625	171.5	2:24.469
12	2:24.212	40.120	1:06.991	37.101	174.8	28:52.779	2	2:22.209	39.753	1:05.927	36.529	177.3	4:46.678
13	2:24.968	40.209	1:07.481	37.278	173.9	31:17.747	3	2:21.884	39.635	1:05.777	36.472	177.7	7:08.562
14	2:27.242	40.258	1:09.649	37.335	171.2	33:44.989	4	2:22.045	39.581	1:05.923	36.541	177.5	9:30.607
69 Holger HARMSEN DEU							5	2:22.232	39.698	1:06.016	36.518	177.3	11:52.839
HRT Motorsport Porsche 911 GT3 Cup							6	2:22.525	39.754	1:06.107	36.664	176.9	14:15.364
1	2:42.784	52.377	1:11.533	38.874	152.2	2:42.784	7	2:22.871	39.865	1:06.248	36.758	176.5	16:38.235
2	2:32.312	42.777	1:11.017	38.518	165.5	5:15.096	8	2:22.752	39.703	1:06.292	36.757	176.6	19:00.987
3	2:31.419	42.219	1:10.620	38.580	166.5	7:46.515	9	2:22.717	39.691	1:06.453	36.573	176.7	21:23.704
4	2:31.153	42.326	1:10.310	38.517	166.8	10:17.668	10	2:22.992	39.772	1:06.628	36.592	176.3	23:46.696
5	2:30.910	42.527	1:10.240	38.143	167.1	12:48.578	11	2:23.191	39.874	1:06.752	36.565	176.1	26:09.887
6	2:31.211	42.131	1:10.753	38.327	166.7	15:19.789	12	2:23.360	39.949	1:06.735	36.676	175.9	28:33.247
7	2:31.223	42.284	1:10.549	38.390	166.7	17:51.012	13	2:23.420	40.041	1:06.922	36.457	175.8	30:56.667
8	2:30.453	42.260	1:10.454	37.739	167.6	20:21.465	14	2:23.311	39.810	1:06.891	36.610	175.9	33:19.978
9	2:30.796	42.249	1:10.313	38.234	167.2	22:52.261	96 Jan-Erik SLOOTEN DEU						
10	2:51.913	42.037	1:10.259	59.617	146.7	25:44.174	Phoenix Racing Porsche 911 GT3 Cup						
11	2:31.049	42.252	1:10.399	38.398	166.9	28:15.223	1	2:36.658	49.021	1:09.207	38.430	158.1	2:36.658
12	2:30.820	42.010	1:10.758	38.052	167.2	30:46.043	2	2:27.132	40.916	1:08.614	37.602	171.4	5:03.790
13	2:32.047	42.294	1:10.821	38.932	165.8	33:18.090	3	2:27.625	41.744	1:08.052	37.829	170.8	7:31.415
14	2:39.489	44.769	1:13.152	41.568	158.1	35:57.579	4	2:25.918	40.916	1:07.610	37.392	172.8	9:57.333
77 Leon KÖHLER DEU							5	2:26.230	40.832	1:07.802	37.596	172.4	12:23.563
Nebulus Racing by Huber Porsche 911 GT3 Cup							6	2:26.030	40.642	1:07.722	37.666	172.7	14:49.593
1	2:25.970	42.349	1:07.026	36.595	169.7	2:25.970	7	2:26.891	40.699	1:08.025	38.167	171.7	17:16.484
2	2:22.118	39.664	1:06.066	36.388	177.4	4:48.088	8	2:27.117	41.010	1:07.867	38.240	171.4	19:43.601
3	2:21.983	39.679	1:05.934	36.370	177.6	7:10.071	9	2:27.125	40.728	1:08.798	37.599	171.4	22:10.726
4	2:22.523	39.612	1:06.348	36.563	176.9	9:32.594	10	2:25.919	40.633	1:07.723	37.563	172.8	24:36.645
5	2:22.651	39.681	1:06.346	36.624	176.8	11:55.245	11	2:26.858	41.082	1:08.269	37.507	171.7	27:03.503
6	2:22.568	39.677	1:06.258	36.633	176.9	14:17.813	12	2:26.187	40.978	1:07.757	37.452	172.5	29:29.690
7	2:22.814	39.830	1:06.296	36.688	176.6	16:40.627	13	2:26.173	40.631	1:07.714	37.828	172.5	31:55.863
8	2:22.913	39.897	1:06.457	36.559	176.4	19:03.540	14	2:27.305	41.320	1:08.102	37.883	171.2	34:23.168
9	2:22.887	40.031	1:06.275	36.581	176.5	21:26.427	99 Bastian BUUS DNK						
10	2:23.074	39.832	1:06.631	36.611	176.2	23:49.501	Allied Racing Porsche 911 GT3 Cup						
11	2:23.090	39.801	1:06.592	36.697	176.2	26:12.591	1	2:31.697	45.270	1:08.893	37.534	163.3	2:31.697
12	2:23.833	39.935	1:07.062	36.836	175.3	28:36.424	2	2:25.472	40.090	1:08.080	37.302	173.3	4:57.169
13	2:24.485	40.250	1:07.462	36.773	174.5	31:00.909	3	2:22.858	40.183	1:06.004	36.671	176.5	7:20.027
14	2:24.602	40.191	1:07.558	36.853	174.4	33:25.511	4	2:22.722	39.901	1:06.197	36.624	176.7	9:42.749
89 Bashar MARDINI UAE							5	2:22.838	39.846	1:06.293	36.699	176.5	12:05.587
Van Berghe Huber Racing Porsche 911 GT3 Cup							6	2:23.338	39.906	1:06.461	36.971	175.9	14:28.925
1	2:34.841	47.533	1:09.594	37.714	160.0	2:34.841	7	2:23.548	39.973	1:07.041	36.534	175.6	16:52.473
2	2:26.391	40.886	1:08.343	37.162	172.2	5:01.232	8	2:23.245	40.002	1:06.482	36.761	176.0	19:15.718
3	2:25.856	40.602	1:08.047	37.207	172.9	7:27.088	9	2:23.566	39.957	1:06.834	36.775	175.6	21:39.284
4	2:25.525	40.590	1:07.986	36.949	173.3	9:52.613	10	2:23.733	40.054	1:06.978	36.701	175.4	24:03.017
5	2:25.133	40.666	1:07.440	37.027	173.7	12:17.746	11	2:24.118	40.122			175.0	26:27.135
6	2:26.454	40.455	1:07.349	38.650	172.2	14:44.200	12	2:24.530	40.150	1:07.493	36.887	174.5	28:51.665
7	2:25.580	40.808	1:07.767	37.005	173.2	17:09.780	13	2:25.000	40.281	1:07.719	37.000	173.9	31:16.665
8	2:25.301	40.573	1:07.775	36.953	173.5	19:35.081	14	2:27.553	41.548	1:09.050	36.955	170.9	33:44.218
9	2:25.261	40.718	1:07.587	36.956	173.6	22:00.342							
10	2:25.243	40.643	1:07.552	37.048	173.6	24:25.585							
11	2:26.623	40.654	1:08.655	37.314	172.0	26:52.208							