


Porsche Carrera Cup Germany 6 Hours of Spa-Francorchamps Race 2

Sector Analysis

— Invalidated Lap ■ Personal Best ■ Session Best B Crossing the pit lane

Lap	Time	Sector 1	Sector 2	Sector 3	Kph	Elapsed	Lap	Time	Sector 1	Sector 2	Sector 3	Kph	Elapsed	
4	Loek HARTOG NLD							4	2:25.358	40.639	1:07.585	37.134	173.5	9:48.886
	Black Falcon Team Textar Porsche 911 GT3 Cup							5	2:25.732	40.800	1:07.800	37.132	173.0	12:14.618
1	2:29.126	43.978	1:08.161	36.987	166.1	2:29.126	6	2:26.650	40.962	1:08.711	36.977	171.9	14:41.268	
2	2:23.247	40.066	1:06.544	36.637	176.0	4:52.373	7	2:25.313	40.568	1:07.596	37.149	173.5	17:06.581	
3	2:22.984	40.011	1:06.418	36.555	176.3	7:15.357	8	2:25.685	40.907	1:07.673	37.105	173.1	19:32.266	
4	2:23.659	39.793	1:06.818	37.048	175.5	9:39.016	9	2:26.371	40.904	1:08.584	36.883	172.3	21:58.637	
5	2:23.351	40.014	1:06.516	36.821	175.9	12:02.367	10	2:26.098	40.803	1:08.166	37.129	172.6	24:24.735	
6	2:25.330	40.754	1:07.419	37.157	173.5	14:27.697	11	2:25.924	40.905	1:07.885	37.134	172.8	26:50.659	
7	2:23.457	39.941	1:06.728	36.788	175.8	16:51.154	12	2:25.309	40.586	1:07.491	37.232	173.5	29:15.968	
8	2:23.448	39.828	1:06.787	36.833	175.8	19:14.602	13	2:25.949	40.810	1:08.024	37.115	172.8	31:41.917	
9	2:23.700	39.972	1:06.840	36.888	175.5	21:38.302	14	2:26.644	40.854	1:08.034	37.756	171.9	34:08.561	
10	2:24.130	40.160	1:06.995	36.975	174.9	24:02.432								
11	2:24.118	40.048	1:07.123	36.947	175.0	26:26.550								
12	2:24.243	40.153	1:07.164	36.926	174.8	28:50.793								
13	2:24.491	40.005	1:07.305	37.181	174.5	31:15.284								
14	2:24.675	40.158	1:07.394	37.123	174.3	33:39.959								
6	Carlos RIVAS LUX							10	Sandro KAIBACH DEU					
	Black Falcon Team Textar Porsche 911 GT3 Cup								Fach Auto Tech Porsche 911 GT3 Cup					
1	2:31.837	45.396	1:09.174	37.267	163.2	2:31.837	1	2:28.341	43.597	1:08.198	36.546	167.0	2:28.341	
2	2:25.120	40.507	1:07.570	37.043	173.7	4:56.957	2	2:22.908	40.023	1:06.268	36.617	176.4	4:51.249	
3	2:24.508	40.371	1:07.033	37.104	174.5	7:21.465	3	2:23.192	40.356	1:06.344	36.492	176.1	7:14.441	
4	2:24.389	40.646	1:06.915	36.828	174.6	9:45.854	4	2:23.182	40.251	1:06.329	36.602	176.1	9:37.623	
5	2:25.910	40.559	1:08.182	37.169	172.8	12:11.764	5	2:23.208	40.170	1:06.391	36.647	176.1	12:00.831	
6	2:24.906	40.751	1:07.097	37.058	174.0	14:36.670	6	2:22.976	40.148	1:06.241	36.587	176.4	14:23.807	
7	2:24.642	40.521	1:07.106	37.015	174.3	17:01.312	7	2:23.467	40.278	1:06.440	36.749	175.7	16:47.274	
8	2:24.662	40.502	1:07.245	36.915	174.3	19:25.974	8	2:24.077	40.183	1:06.587	37.307	175.0	19:11.351	
9	2:24.766	40.552	1:07.154	37.060	174.2	21:50.740	9	2:23.322	40.087	1:06.593	36.642	175.9	21:34.673	
10	2:24.990	40.555	1:07.141	37.294	173.9	24:15.730	10	2:23.883	40.297	1:06.858	36.728	175.2	23:58.556	
11	2:25.139	40.629	1:07.225	37.285	173.7	26:40.869	11	2:23.525	40.252	1:06.445	36.828	175.7	26:22.081	
12	2:25.204	40.577	1:07.249	37.378	173.6	29:06.073	12	2:24.119	40.251	1:06.890	36.978	175.0	28:46.200	
13	2:25.531	40.579	1:07.361	37.591	173.3	31:31.604	13	2:24.246	40.305	1:06.759	37.182	174.8	31:10.446	
14	2:26.839	41.651	1:07.890	37.298	171.7	33:58.443	14	2:24.330	40.291	1:07.119	36.920	174.7	33:34.776	
7	Kim HAUSCHILD DEU							11	Morris SCHURING NLD					
	HRT Motorsport Porsche 911 GT3 Cup								Team GP Elite Porsche 911 GT3 Cup					
1	2:36.355	47.660	1:10.053	38.642	158.5	2:36.355	1	2:25.490	42.298	1:06.644	36.548	170.3	2:25.490	
2	2:26.056	41.055	1:07.729	37.272	172.6	5:02.411	2	2:22.373	39.776	1:06.214	36.383	177.1	4:47.863	
3	2:25.554	40.522	1:07.497	37.535	173.2	7:27.965	3	2:23.242	39.886	1:06.680	36.676	176.0	7:11.105	
4	2:26.155	40.687	1:08.157	37.311	172.5	9:54.120	4	2:24.388	39.963	1:07.167	37.258	174.6	9:35.493	
5	2:25.172	40.457	1:07.547	37.168	173.7	12:19.292	5	2:23.320	39.986	1:06.676	36.658	175.9	11:58.813	
6	2:24.632	40.540	1:07.010	37.082	174.3	14:43.924	6	2:23.038	39.930	1:06.231	36.877	176.3	14:21.851	
7	2:24.953	40.641	1:07.249	37.063	173.9	17:08.877	7	2:23.089	40.260	1:06.199	36.630	176.2	16:44.940	
8	2:25.126	40.431	1:07.636	37.059	173.7	19:34.003	8	2:26.663	40.050	1:08.892	37.721	171.9	19:11.603	
9	2:25.746	40.773	1:07.796	37.177	173.0	21:59.749	9	2:23.772	40.163	1:07.079	36.530	175.4	21:35.375	
10	2:25.961	40.684	1:08.098	37.179	172.7	24:25.710	10	2:24.171	40.111	1:06.962	37.098	174.9	23:59.546	
11	2:26.009	40.541	1:08.394	37.074	172.7	26:51.719	11	2:24.438	40.119	1:07.758	36.561	174.6	26:23.984	
12	2:25.763	40.512	1:07.935	37.316	173.0	29:17.482	12	2:24.222	40.252	1:06.922	37.048	174.8	28:48.206	
13	2:25.416	40.454	1:07.918	37.044	173.4	31:42.898	13	2:24.555	40.033	1:07.547	36.975	174.4	31:12.761	
14	2:27.983	40.703	1:08.980	38.300	170.4	34:10.881	14	2:25.226	40.012	1:07.819	37.395	173.6	33:37.987	
8	Georgi DONCHEV BGR							14	Ahmad ALSHEHAB KWT					
	Nebulus Racing by Huber Porsche 911 GT3 Cup								MRS GT-Racing Porsche 911 GT3 Cup					
1	2:32.603	46.498	1:08.747	37.358	162.3	2:32.603	1	2:38.851	49.517	1:10.793	38.541	156.0	2:38.851	
2	2:25.406	40.629	1:07.847	36.930	173.4	4:58.009	2	2:28.139	41.567	1:08.780	37.792	170.2	5:06.990	
3	2:25.519	40.641	1:08.025	36.853	173.3	7:23.528	3	2:27.985	41.262	1:09.109	37.614	170.4	7:34.975	
							4	2:27.724	41.173	1:08.535	38.016	170.7	10:02.699	
							5	2:28.352	41.399	1:09.426	37.527	170.0	12:31.051	
							6	2:28.812	41.694	1:09.186	37.932	169.4	14:59.863	
							7	2:28.113	41.425	1:08.612	38.076	170.2	17:27.976	
							8	2:28.494	42.183	1:08.495	37.816	169.8	19:56.470	
							9	2:28.603	41.513	1:09.156	37.934	169.7	22:25.073	



Porsche Carrera Cup Germany 6 Hours of Spa-Francorchamps Race 2

Sector Analysis

— Invalidated Lap ■ Personal Best ■ Session Best B Crossing the pit lane

Lap	Time	Sector 1	Sector 2	Sector 3	Kph	Elapsed	Lap	Time	Sector 1	Sector 2	Sector 3	Kph	Elapsed
10	2:28.376	41.543	1:08.653	38.180	169.9	24:53.449	12	2:25.318	40.043	1:07.871	37.404	173.5	28:56.904
11	2:53.773	46.045	1:18.722	49.006	145.1	27:47.222	13	2:24.289	40.003	1:07.294	36.992	174.7	31:21.193
12	3:04.188	53.521	1:23.037	47.630	136.9	30:51.410	14	2:24.920	40.159	1:07.615	37.146	174.0	33:46.113
13	3:20.302	52.362	1:30.696	57.244	125.9	34:11.712							

15 Lucas GROENEVELD NLD						
GP Elite Porsche 911 GT3 Cup						
1	2:30.909	44.906	1:08.945	37.058	164.2	2:30.909
2	2:24.201	40.040	1:07.579	36.582	174.9	4:55.110
3	2:24.011	40.329	1:07.103	36.579	175.1	7:19.121
4	2:23.181	40.106	1:06.521	36.554	176.1	9:42.302
5	2:23.439	40.026	1:06.692	36.721	175.8	12:05.741
6	2:23.316	39.999	1:06.701	36.616	175.9	14:29.057
7	2:23.381	39.979	1:06.660	36.742	175.9	16:52.438
8	2:23.198	40.036	1:06.696	36.466	176.1	19:15.636
9	2:23.649	40.057	1:06.918	36.674	175.5	21:39.285
10	2:24.016	40.297	1:06.855	36.864	175.1	24:03.301
11	2:24.358	40.216	1:07.105	37.037	174.7	26:27.659
12	2:24.237	40.314	1:06.998	36.925	174.8	28:51.896
13	2:24.494	40.292	1:07.101	37.101	174.5	31:16.390
14	2:24.941	40.041	1:07.686	37.214	174.0	33:41.331

16 Daan VAN KUIJK NLD						
GP Elite Porsche 911 GT3 Cup						
1	2:36.332	43.512	1:08.677	44.143	158.5	2:36.332
2	2:46.766	50.537	1:12.814	43.415	151.2	5:23.098

17 Dorian BOCCOLACCI FRA						
Martinet by Alm�ras Porsche 911 GT3 Cup						
1	2:30.513	44.928	1:08.558	37.027	164.6	2:30.513
2	2:23.458	39.822	1:07.197	36.439	175.8	4:53.971
3	2:21.891	39.774	1:06.016	36.101	177.7	7:15.862
4	2:23.005	39.801	1:06.714	36.490	176.3	9:38.867
5	2:23.463	39.879	1:06.516	37.068	175.8	12:02.330
6	2:24.221	39.916	1:07.715	36.590	174.8	14:26.551
7	2:23.346	39.841	1:06.981	36.524	175.9	16:49.897
8	2:23.411	39.951	1:06.957	36.503	175.8	19:13.308
9	2:23.809	39.919	1:07.385	36.505	175.3	21:37.117
10	2:24.104	40.095	1:07.401	36.608	175.0	24:01.221
11	2:24.069	40.039	1:07.426	36.604	175.0	26:25.290
12	2:23.998	40.016	1:07.255	36.727	175.1	28:49.288
13	2:24.192	39.912	1:07.412	36.868	174.9	31:13.480
14	2:25.035	39.744	1:07.921	37.370	173.8	33:38.515

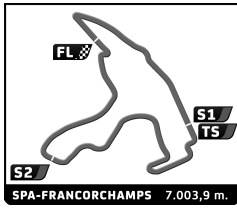
18 Julian HANSES DEU						
HRT Performance Porsche 911 GT3 Cup						
1	2:32.105	45.750	1:09.104	37.251	162.9	2:32.105
2	2:24.206	40.256	1:06.966	36.984	174.8	4:56.311
3	2:24.294	39.999	1:07.501	36.794	174.7	7:20.605
4	2:23.594	40.140	1:06.750	36.704	175.6	9:44.199
5	2:23.600	40.208	1:06.564	36.828	175.6	12:07.799
6	2:23.944	40.123	1:06.925	36.896	175.2	14:31.743
7	2:23.472	40.100	1:06.717	36.655	175.7	16:55.215
8	2:23.933	40.031	1:07.028	36.874	175.2	19:19.148
9	2:23.846	39.988	1:07.116	36.742	175.3	21:42.994
10	2:24.125	40.029	1:07.284	36.812	174.9	24:07.119
11	2:24.467	40.047	1:07.298	37.122	174.5	26:31.586

19 Antonio TEIXEIRA CHE						
Nebulus Racing by Huber Porsche 911 GT3 Cup						
1	2:33.902	47.167	1:08.848	37.887	161.0	2:33.902
2	2:24.379	40.498	1:07.155	36.726	174.6	4:58.281
3	2:23.918	40.300	1:07.013	36.605	175.2	7:22.199
4	2:24.084	40.343	1:06.680	37.061	175.0	9:46.283
5	2:24.386	40.223	1:07.590	36.573	174.6	12:10.669
6	2:24.627	40.303	1:06.667	37.657	174.3	14:35.296
7	2:24.618	40.637	1:07.006	36.975	174.3	16:59.914
8	2:24.191	40.372	1:06.960	36.859	174.9	19:24.105
9	2:24.616	40.596	1:07.185	36.835	174.4	21:48.721
10	2:25.438	40.800	1:07.538	37.100	173.4	24:14.159
11	2:24.981	40.502	1:07.219	37.260	173.9	26:39.140
12	2:24.862	40.486	1:07.365	37.011	174.1	29:04.002
13	2:25.816	40.699	1:07.701	37.416	172.9	31:29.818
14	2:26.851	40.868	1:08.224	37.759	171.7	33:56.669

24 Max VAN SPLUNTEREN NLD						
GP Elite Porsche 911 GT3 Cup						
1	2:28.586	43.704	1:08.307	36.575	166.7	2:28.586
2	2:23.220	39.878	1:06.778	36.564	176.1	4:51.806
3	2:22.991	39.901	1:06.584	36.506	176.3	7:14.797
4	2:23.284	40.118	1:06.540	36.626	176.0	9:38.081
5	2:23.963	40.085	1:06.446	37.432	175.1	12:02.044
6	2:23.649	40.155	1:06.640	36.854	175.5	14:25.693
7	2:23.114	40.172	1:06.380	36.562	176.2	16:48.807
8	2:23.345	40.210	1:06.383	36.752	175.9	19:12.152
9	2:23.994	40.113	1:07.020	36.861	175.1	21:36.146
10	2:24.120	40.288	1:07.009	36.823	175.0	24:00.266
11	2:24.333	40.178	1:07.206	36.949	174.7	26:24.599
12	2:24.185	40.078	1:07.053	37.054	174.9	28:48.784
13	2:24.987	40.092	1:07.048	37.847	173.9	31:13.771
14	2:25.026	40.361	1:07.370	37.295	173.9	33:38.797

25 Larry TEN VOORDE NLD						
Team GP Elite Porsche 911 GT3 Cup						
1	2:23.603	41.403	1:05.933	36.267	172.5	2:23.603
2	2:21.778	40.140	1:05.478	36.160	177.8	4:45.381
3	2:21.844	39.988	1:05.583	36.273	177.8	7:07.225
4	2:21.754	39.824	1:05.703	36.227	177.9	9:28.979
5	2:22.189	39.926	1:05.908	36.355	177.3	11:51.168
6	2:22.004	39.901	1:05.842	36.261	177.6	14:13.172
7	2:22.326	40.040	1:06.007	36.279	177.2	16:35.498
8	2:22.679	40.200	1:06.042	36.437	176.7	18:58.177
9	2:22.799	40.090	1:06.312	36.397	176.6	21:20.976
10	2:23.048	40.094	1:06.367	36.587	176.3	23:44.024
11	2:23.578	40.105	1:06.720	36.753	175.6	26:07.602
12	2:23.007	40.026	1:06.389	36.592	176.3	28:30.609
13	2:23.458	39.993	1:06.847	36.618	175.8	30:54.067
14	2:23.661	40.068	1:06.756	36.837	175.5	33:17.728

26 Jesse VAN KUIJK NLD						
Team GP Elite Porsche 911 GT3 Cup						



Porsche Carrera Cup Germany 6 Hours of Spa-Francorchamps Race 2

Sector Analysis

— Invalidated Lap ■ Personal Best ■ Session Best B Crossing the pit lane

Lap	Time	Sector 1	Sector 2	Sector 3	Kph	Elapsed
1	2:29.995	44.786	1:08.122	37.087	165.2	2:29.995
2	2:24.165	40.125	1:06.820	37.220	174.9	4:54.160
3	2:25.681	41.295	1:07.676	36.710	173.1	7:19.841
4	2:23.331	40.028	1:06.756	36.547	175.9	9:43.172
5	2:23.725	40.089	1:07.004	36.632	175.4	12:06.897
6	2:23.522	40.108	1:06.678	36.736	175.7	14:30.419
7	2:23.660	40.020	1:07.033	36.607	175.5	16:54.079
8	2:24.049	40.234	1:07.022	36.793	175.0	19:18.128
9	2:23.893	40.075	1:07.105	36.713	175.2	21:42.021
10	2:24.078	40.188	1:07.066	36.824	175.0	24:06.099
11	2:24.325	40.091	1:07.363	36.871	174.7	26:30.424
12	2:25.478	40.898	1:07.589	36.991	173.3	28:55.902
13	2:24.335	40.107	1:07.196	37.032	174.7	31:20.237
14	2:24.998	40.270	1:07.839	36.889	173.9	33:45.235

27 Christopher ZÖCHLING		DEU				
Fach Auto Tech		Porsche 911 GT3 Cup				
1	2:25.012	42.038	1:06.474	36.500	170.8	2:25.012
2	2:21.937	39.826	1:05.999	36.112	177.6	4:46.949
3	2:21.746	39.839	1:05.690	36.217	177.9	7:08.695
4	2:22.138	39.762	1:06.098	36.278	177.4	9:30.833
5	2:22.161	39.621	1:06.115	36.425	177.4	11:52.994
6	2:22.225	39.629	1:06.166	36.430	177.3	14:15.219
7	2:22.034	39.693	1:05.898	36.443	177.5	16:37.253
8	2:22.746	39.856	1:06.333	36.557	176.6	18:59.999
9	2:22.782	39.778	1:06.447	36.557	176.6	21:22.781
10	2:22.881	39.827	1:06.355	36.699	176.5	23:45.662
11	2:23.114	40.014	1:06.428	36.672	176.2	26:08.776
12	2:23.505	39.945	1:06.778	36.782	175.7	28:32.281
13	2:23.988	40.058	1:07.070	36.860	175.1	30:56.269
14	2:24.093	40.196	1:06.898	36.999	175.0	33:20.362

28 Christof LANGER		DEU				
Fach Auto Tech		Porsche 911 GT3 Cup				
1	2:37.540	49.306	1:10.201	38.033	157.3	2:37.540
2	2:27.163	41.457	1:08.390	37.316	171.3	5:04.703
3	2:27.724	41.519	1:07.684	38.521	170.7	7:32.427
4	2:27.874	41.495	1:08.791	37.588	170.5	10:00.301
5	2:27.336	41.150	1:08.220	37.966	171.1	12:27.637
6	2:28.096	41.520	1:08.460	38.116	170.3	14:55.733
7	2:28.826	42.526	1:08.446	37.854	169.4	17:24.559
8	2:28.471	42.083	1:08.507	37.881	169.8	19:53.030
9	2:27.444	41.281	1:08.405	37.758	171.0	22:20.474
10	2:27.787	41.513	1:08.580	37.694	170.6	24:48.261
11	2:28.236	41.444	1:08.674	38.118	170.1	27:16.497
12	2:28.092	41.485	1:08.501	38.106	170.3	29:44.589
13	2:29.286	41.777	1:09.415	38.094	168.9	32:13.875
14	2:28.951	41.659	1:08.992	38.300	169.3	34:42.826


35 Rudolf RHYN		CHE				
Allied Racing		Porsche 911 GT3 Cup				
1	2:34.735	47.281	1:09.669	37.785	160.1	2:34.735
2	2:26.243	40.755	1:08.264	37.224	172.4	5:00.978
3	2:26.345	40.430	1:08.095	37.820	172.3	7:27.323
4	2:24.331	40.347	1:07.003	36.981	174.7	9:51.654
5	2:24.534	40.465	1:07.065	37.004	174.5	12:16.188
6	2:25.650	40.479	1:07.886	37.285	173.1	14:41.838

Lap	Time	Sector 1	Sector 2	Sector 3	Kph	Elapsed
7	2:25.311	40.465	1:07.568	37.278	173.5	17:07.149
8	2:25.706	40.642	1:07.756	37.308	173.0	19:32.855
9	2:25.134	40.361	1:07.678	37.095	173.7	21:57.989
10	2:25.532	40.561	1:07.633	37.338	173.3	24:23.521
11	2:25.811	40.863	1:07.528	37.420	172.9	26:49.332
12	2:25.016	40.416	1:07.298	37.302	173.9	29:14.348
13	2:25.631	40.541	1:07.581	37.509	173.1	31:39.979
14	2:26.205	40.630	1:07.763	37.812	172.5	34:06.184

41 Jukka HONKAVUORI		FIN				
MRS GT-Racing		Porsche 911 GT3 Cup				
1	2:31.355	45.774	1:08.442	37.139	163.7	2:31.355
2	2:24.204	40.132	1:07.290	36.782	174.9	4:55.559
3	2:24.725	40.265	1:07.521	36.939	174.2	7:20.284
4	2:23.424	40.087	1:06.687	36.650	175.8	9:43.708
5	2:23.715	40.141	1:06.673	36.901	175.4	12:07.423
6	2:23.841	40.157	1:06.635	37.049	175.3	14:31.264
7	2:23.323	40.013	1:06.548	36.762	175.9	16:54.587
8	2:24.054	40.111	1:06.891	37.052	175.0	19:18.641
9	2:23.862	40.182	1:06.854	36.826	175.3	21:42.503
10	2:24.166	40.249	1:06.856	37.061	174.9	24:06.669
11	2:24.516	40.040	1:07.455	37.021	174.5	26:31.185
12	2:25.187	40.347	1:07.587	37.253	173.7	28:56.372
13	2:24.278	40.046	1:07.203	37.029	174.8	31:20.650
14	2:25.034	40.215	1:07.717	37.102	173.8	33:45.684

46 Fabio CITIGNOLA		DEU				
HRT Performance		Porsche 911 GT3 Cup				
1	2:35.931	48.070	1:10.220	37.641	158.9	2:35.931
2	2:25.347	40.519	1:07.625	37.203	173.5	5:01.278
3	2:25.410	40.272	1:07.898	37.240	173.4	7:26.688
4	2:24.331	40.289	1:07.106	36.936	174.7	9:51.019
5	2:24.278	40.250	1:07.213	36.815	174.8	12:15.297
6	2:24.578	40.255	1:07.262	37.061	174.4	14:39.875
7	2:24.447	40.295	1:07.251	36.901	174.6	17:04.322
8	2:25.120	40.468	1:07.596	37.056	173.7	19:29.442
9	2:24.879	40.422	1:07.563	36.894	174.0	21:54.321
10	2:25.347	40.488	1:07.546	37.313	173.5	24:19.668
11	2:25.225	40.324	1:07.615	37.286	173.6	26:44.893
12	2:24.466	40.179	1:07.495	36.792	174.5	29:09.359
13	2:24.767	40.156	1:07.453	37.158	174.2	31:34.126
14	2:25.000	40.224	1:07.637	37.139	173.9	33:59.126

53 Ayhancan GÜVEN		TUR				
Phoenix Racing		Porsche 911 GT3 Cup				
1	2:26.410	43.327	1:06.891	36.192	169.2	2:26.410
2	2:21.847	39.778	1:05.560	36.509	177.8	4:48.257
3	2:22.315	39.788	1:06.142	36.385	177.2	7:10.572
4	2:21.706	39.693	1:05.747	36.266	177.9	9:32.278
5	2:22.047	39.723	1:05.792	36.532	177.5	11:54.325
6	2:22.076	39.744	1:05.716	36.616	177.5	14:16.401
7	2:22.236	39.883	1:05.769	36.584	177.3	16:38.637
8	2:22.514	39.957	1:05.993	36.564	176.9	19:01.151
9	2:22.790	40.101	1:06.115	36.574	176.6	21:23.941
10	2:22.781	40.076	1:06.094	36.611	176.6	23:46.722
11	2:23.061	39.910	1:06.260	36.891	176.2	26:09.783
12	2:23.030	39.991	1:06.155	36.884	176.3	28:32.813




Porsche Carrera Cup Germany 6 Hours of Spa-Francorchamps Race 2

Sector Analysis

— Invalidated Lap ■ Personal Best ■ Session Best B Crossing the pit lane

Lap	Time	Sector 1	Sector 2	Sector 3	Kph	Elapsed	Lap	Time	Sector 1	Sector 2	Sector 3	Kph	Elapsed
13	2:23.755	39.946	1:06.890	36.919	175.4	30:56.568	3	2:22.663	39.809	1:06.023	36.831	176.7	7:11.411
14	2:24.262	40.354	1:06.833	37.075	174.8	33:20.830	4	2:23.680	39.736	1:07.086	36.858	175.5	9:35.091
55	Sebastian GLASER DEU CarTech Motorsport by Nigrin Porsche 911 GT3 Cup						5	2:22.327	39.899	1:05.882	36.546	177.2	11:57.418
1	2:37.048	48.314	1:10.544	38.190	157.8	2:37.048	6	2:22.149	39.834	1:05.828	36.487	177.4	14:19.567
2	2:26.681	40.779	1:08.230	37.672	171.9	5:03.729	7	2:22.133	39.639	1:05.974	36.520	177.4	16:41.700
3	2:25.899	41.054	1:07.309	37.536	172.8	7:29.628	8	2:23.191	40.196	1:06.357	36.638	176.1	19:04.891
4	2:26.120	40.821	1:08.050	37.249	172.6	9:55.748	9	2:22.831	40.051	1:06.387	36.393	176.5	21:27.722
5	2:25.833	40.678	1:07.863	37.292	172.9	12:21.581	10	2:23.068	40.223	1:06.280	36.565	176.2	23:50.790
6	2:26.138	40.898	1:07.580	37.660	172.5	14:47.719	11	2:22.977	39.971	1:06.452	36.554	176.4	26:13.767
7	2:26.329	40.870	1:07.836	37.623	172.3	17:14.048	12	2:23.073	39.888	1:06.411	36.774	176.2	28:36.840
8	2:26.422	41.108	1:07.851	37.463	172.2	19:40.470	13	2:23.472	40.032	1:06.699	36.741	175.7	31:00.312
9	2:26.107	40.727	1:07.818	37.562	172.6	22:06.577	14	2:23.522	40.061	1:06.657	36.804	175.7	33:23.834
10	2:26.369	40.808	1:08.020	37.541	172.3	24:32.946	89	Bashar MARDINI UAE Van Berghe Huber Racing Porsche 911 GT3 Cup					
11	2:26.517	40.826	1:07.912	37.779	172.1	26:59.463	1	2:34.319	46.669	1:09.978	37.672	160.5	2:34.319
12	2:26.681	40.802	1:08.136	37.743	171.9	29:26.144	2	2:26.023	40.694	1:08.461	36.868	172.7	5:00.342
13	2:26.833	40.721	1:08.116	37.996	171.7	31:52.977	3	2:27.346	40.658	1:08.527	38.161	171.1	7:27.688
14	2:27.882	41.046	1:08.466	38.370	170.5	34:20.859	4	2:25.571	40.783	1:07.813	36.975	173.2	9:53.259
57	Rudy VAN BUREN NLD CarTech Motorsport by Nigrin Porsche 911 GT3 Cup						5	2:24.979	40.529	1:07.737	36.713	173.9	12:18.238
1	2:35.200	47.300	1:09.806	38.094	159.6	2:35.200	6	2:25.027	40.729	1:07.368	36.930	173.9	14:43.265
2	2:23.629	40.191	1:06.673	36.765	175.6	4:58.829	7	2:24.656	40.362	1:07.342	36.952	174.3	17:07.921
3	2:23.039	39.808	1:06.463	36.768	176.3	7:21.868	8	2:25.329	40.555	1:07.932	36.842	173.5	19:33.250
4	2:22.945	40.134	1:06.197	36.614	176.4	9:44.813	9	2:25.860	40.473	1:08.470	36.917	172.9	21:59.110
5	2:23.465	39.939	1:06.646	36.880	175.8	12:08.278	10	2:26.144	40.488	1:08.520	37.136	172.5	24:25.254
6	2:23.847	40.061	1:06.880	36.906	175.3	14:32.125	11	2:25.866	40.545	1:08.354	36.967	172.9	26:51.120
7	2:23.863	40.058	1:06.980	36.825	175.3	16:55.988	12	2:25.551	40.652	1:08.007	36.892	173.2	29:16.671
8	2:23.625	39.998	1:06.677	36.950	175.6	19:19.613	13	2:25.906	40.445	1:08.353	37.108	172.8	31:42.577
9	2:24.025	40.132	1:06.956	36.937	175.1	21:43.638	14	2:28.969	40.502	1:09.434	39.033	169.3	34:11.546
10	2:24.000	40.151	1:06.993	36.856	175.1	24:07.638	92	Laurin HEINRICH DEU Van Berghe Huber Racing Porsche 911 GT3 Cup					
11	2:24.287	40.199	1:07.037	37.051	174.7	26:31.925	1	2:24.519	41.638	1:06.421	36.460	171.4	2:24.519
12	2:25.221	40.252	1:07.513	37.456	173.6	28:57.146	2	2:21.938	39.854	1:05.821	36.263	177.6	4:46.457
13	2:24.661	40.276	1:07.190	37.195	174.3	31:21.807	3	2:21.797	39.724	1:05.848	36.225	177.8	7:08.254
14	2:24.715	40.101	1:07.389	37.225	174.2	33:46.522	4	2:21.976	39.790	1:05.751	36.435	177.6	9:30.230
69	Holger HARMSEN DEU HRT Motorsport Porsche 911 GT3 Cup						5	2:21.986	39.729	1:05.840	36.417	177.6	11:52.216
1	2:42.827	52.699	1:11.476	38.652	152.2	2:42.827	6	2:22.005	39.770	1:05.818	36.417	177.6	14:14.221
2	2:34.478	43.217	1:12.007	39.254	163.2	5:17.305	7	2:22.078	39.805	1:05.919	36.354	177.5	16:36.299
3	2:33.371	43.097	1:11.459	38.815	164.4	7:50.676	8	2:22.436	39.823	1:06.208	36.405	177.0	18:58.735
4	2:32.637	42.131	1:11.175	39.331	165.2	10:23.313	9	2:22.794	39.986	1:06.308	36.500	176.6	21:21.529
5	2:32.733	42.239	1:11.434	39.060	165.1	12:56.046	10	2:23.063	39.941	1:06.461	36.661	176.2	23:44.592
6	2:33.565	42.531	1:11.895	39.139	164.2	15:29.611	11	2:23.360	39.921	1:06.610	36.829	175.9	26:07.952
7	2:32.611	42.464	1:11.386	38.761	165.2	18:02.222	12	2:23.558	39.860	1:06.805	36.893	175.6	28:31.510
8	2:34.891	42.740	1:12.449	39.702	162.8	20:37.113	13	2:23.495	39.852	1:06.918	36.725	175.7	30:55.005
9	2:35.693	42.751	1:13.435	39.507	161.9	23:12.806	14	2:23.615	39.905	1:06.849	36.861	175.6	33:18.620
10	2:33.917	42.577	1:11.960	39.380	163.8	25:46.723	96	Jan-Erik SLOOTEN DEU Phoenix Racing Porsche 911 GT3 Cup					
11	2:35.783	42.820	1:13.244	39.719	161.9	28:22.506	1	2:36.795	48.091	1:10.515	38.189	158.0	2:36.795
12	2:40.938	43.091	1:16.160	41.687	156.7	31:03.444	2	2:26.516	40.984	1:07.821	37.711	172.1	5:03.311
13	2:40.349	42.951	1:13.299	44.099	157.2	33:43.793	3	2:25.967	40.805	1:07.448	37.714	172.7	7:29.278
77	Leon KÖHLER DEU Nebulus Racing by Huber Porsche 911 GT3 Cup						4	2:26.056	40.803	1:07.899	37.354	172.6	9:55.334
1	2:26.996	43.368	1:07.272	36.356	168.5	2:26.996	5	2:25.742	40.566	1:07.892	37.284	173.0	12:21.076
2	2:21.752	39.739	1:05.639	36.374	177.9	4:48.748	6	2:25.590	40.767	1:07.443	37.380	173.2	14:46.666
							7	2:26.744	40.866	1:08.377	37.501	171.8	17:13.410
							8	2:26.321	40.987	1:07.659	37.675	172.3	19:39.731



Porsche Carrera Cup Germany 6 Hours of Spa-Francorchamps Race 2

Sector Analysis

— Invalidated Lap ■ Personal Best ■ Session Best B Crossing the pit lane

Lap	Time	Sector 1	Sector 2	Sector 3	Kph	Elapsed	Lap	Time	Sector 1	Sector 2	Sector 3	Kph	Elapsed
9	2:25.990	40.803	1:07.693	37.494	172.7	22:05.721							
10	2:26.863	40.878	1:08.382	37.603	171.7	24:32.584							
11	2:26.444	40.736	1:07.849	37.859	172.2	26:59.028							
12	2:26.464	40.808	1:07.970	37.686	172.2	29:25.492							
13	2:26.499	40.642	1:08.045	37.812	172.1	31:51.991							
14	2:26.571	40.713	1:07.977	37.881	172.0	34:18.562							

99 Bastian BUUS		DNK											
Allied Racing		Porsche 911 GT3 Cup											
Lap	Time	Sector 1	Sector 2	Sector 3	Kph	Elapsed	Lap	Time	Sector 1	Sector 2	Sector 3	Kph	Elapsed
1	2:30.279	44.735	1:08.391	37.153	164.9	2:30.279							
2	2:24.226	39.961	1:07.744	36.521	174.8	4:54.505							
3	2:23.199	40.801	1:06.082	36.316	176.1	7:17.704							
4	2:22.233	39.781	1:05.972	36.480	177.3	9:39.937							
5	2:22.816	40.048	1:06.105	36.663	176.5	12:02.753							
6	2:24.527	40.101	1:07.467	36.959	174.5	14:27.280							
7	2:23.117	39.987	1:06.508	36.622	176.2	16:50.397							
8	2:23.335	40.083	1:06.669	36.583	175.9	19:13.732							
9	2:23.791	40.043	1:07.101	36.647	175.4	21:37.523							
10	2:24.320	40.149	1:07.381	36.790	174.7	24:01.843							
11	2:23.892	40.041	1:07.171	36.680	175.2	26:25.735							
12	2:24.067	40.114	1:07.111	36.842	175.0	28:49.802							
13	2:24.249	40.090	1:07.138	37.021	174.8	31:14.051							
14	2:24.879	40.315	1:07.698	36.866	174.0	33:38.930							