

FIA WEC

Official Test - 89^e Edition des 24 Heures du Mans

Free Practice 1 Test Day

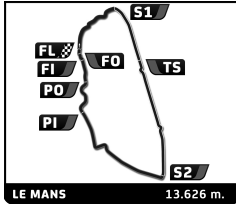


Sector Analysis

Lap under Red Flag Invalidated Lap Personal Best Session Best B Crossing the pit lane

Lap	D	Time	Sector 1	Sector 2	Sector 3	T. Spd	Elapsed	Lap	D	Time	Sector 1	Sector 2	Sector 3	T. Spd	Elapsed
1 Richard Mille Racing Team 1. Tatiana CALDERON 3. Beitske VISSER 2. Sophia FLOERSCH Oreca 07 - Gibson LMP2								13	2	3:36.948	33.959	1:23.266	1:39.723	306.5	1:09:32.603
1	1	7:35.213 B	3:43.645	1:39.966	2:11.602	212.1	7:35.213	14	2	3:37.295	35.664	1:22.131	1:39.500	315.4	1:13:09.898
2	1	10:13.398	6:55.551	1:30.213	1:47.634	262.6	17:48.611	15	2	3:34.539	33.321	1:22.356	1:38.862	291.6	1:16:44.437
3	1	3:55.259 B	36.741	1:26.568	1:51.950	309.1	21:43.870	16	2	3:33.322	33.325	1:21.918	1:38.079	291.6	1:20:17.759
4	1	16:57.627	...	1:28.047	1:44.097	300.5	38:41.497	17	2	3:36.606	35.984	1:21.841	1:38.781	313.6	1:23:54.365
5	1	3:42.618	35.029	1:25.779	1:41.810	312.7	42:24.115	18	2	3:41.678 B	33.216	1:22.275	1:46.187	303.9	1:27:36.043
6	1	4:01.778	47.842	1:29.413	1:44.523	262.6	46:25.893	19	1	16:03.820	...	1:23.533	1:41.500	318.2	1:43:39.863
7	1	3:51.451	41.882	1:24.447	1:45.122	314.5	50:17.344	20	1	3:36.072	34.443	1:22.948	1:38.681	321.0	1:47:15.935
8	1	3:40.923	34.813	1:25.053	1:41.057	310.9	53:58.267	21	1	3:33.000	33.979	1:21.445	1:37.576	324.9	1:50:48.935
9	1	3:50.749 B	34.315	1:24.663	1:51.771	316.3	57:49.016	22	1	3:31.986	33.624	1:21.432	1:36.930	322.9	1:54:20.921
10	1	15:51.597	...	1:27.251	1:43.954	310.0	1:13:40.613	23	1	3:33.304	33.237	1:21.615	1:38.452	328.8	1:57:54.225
11	1	3:38.888	34.006	1:24.466	1:40.416	316.3	1:17:19.501	24	1	3:41.175 B	33.477	1:21.356	1:46.342	324.9	2:01:35.400
12	1	3:36.480	33.892	1:23.317	1:39.271	317.2	1:20:55.981	25	1	12:56.393	9:52.701	1:24.357	1:39.335	323.9	2:14:31.793
13	1	3:48.977 B	34.356	1:24.964	1:49.657	296.4	1:24:44.958	26	1	3:34.579	33.959	1:22.109	1:38.511	323.9	2:18:06.372
14	2	15:40.757	...	1:28.487	1:45.573	307.3	1:40:25.715	27	1	3:33.866	33.596	1:20.959	1:39.311	323.9	2:21:40.238
15	2	3:41.451	34.751	1:24.935	1:41.765	311.8	1:44:07.166	28	1	3:32.907	33.405	1:21.058	1:38.444	327.8	2:25:13.145
16	2	3:45.732	35.344	1:24.575	1:45.813	313.6	1:47:52.898	29	1	3:50.148 B	33.620	1:20.691	1:55.837	328.8	2:29:03.293
17	2	3:42.283	35.468	1:24.846	1:41.969	311.8	1:51:35.181	30	1	31:06.000	...	1:22.384	1:39.280	313.6	3:00:09.293
18	2	3:49.363 B	34.657	1:24.529	1:50.177	313.6	1:55:24.544	31	1	3:36.577	33.587	1:21.342	1:41.648	315.4	3:03:45.870
19	2	19:55.011	...	1:26.041	1:42.376	308.2	2:15:19.555	32	1	3:39.693	35.440	1:23.503	1:40.750	283.9	3:07:25.563
20	2	3:42.559	35.011	1:25.497	1:42.051	302.2	2:19:02.114	33	1	4:02.271	1:00.394	1:23.234	1:38.643	322.9	3:11:27.834
21	2	3:42.260	34.495	1:25.389	1:42.376	316.3	2:22:44.374	34	1	3:59.413	58.377	1:22.995	1:38.041	320.1	3:15:27.247
22	2	3:38.932	34.346	1:24.475	1:40.111	313.6	2:26:23.306	35	1	4:51.995 B	33.485	1:21.103	2:57.407	324.9	3:20:19.242
23	2	3:51.396 B	34.532	1:28.187	1:48.677	310.9	2:30:14.702	36	1	20:11.067	...	1:23.617	1:39.196	322.0	3:40:30.309
24	3	33:09.656	...	1:29.708	1:48.199	310.9	3:03:24.358	37	1	3:33.699	33.857	1:20.862	1:38.980	301.3	3:44:04.008
25	3	3:48.310	35.939	1:26.016	1:46.355	310.9	3:07:12.668	38	1	3:31.852	33.570	1:21.021	1:37.261	324.9	3:47:35.860
26	3	4:15.668	1:02.095	1:28.498	1:45.075	309.1	3:11:28.336	39	1	3:35.347	33.660	1:21.198	1:40.489	322.0	3:51:11.207
27	3	4:10.881	58.411	1:28.749	1:43.721	309.1	3:15:39.217	40	1	6:11.452	1:25.133	3:06.327	1:39.992	78.7	3:57:22.659
28	3	4:19.754	35.901	1:25.696	2:18.157	312.7	3:19:58.971	41	1	3:35.616	34.404	1:22.468	1:38.744	301.3	4:00:58.275
29	3	7:19.540 B	35.452	2:15.073	4:29.015	303.0	3:27:18.511	8 Toyota Gazoo Racing 1. Kazuki NAKAJIMA 3. Mike CONWAY 2. Brendon HARTLEY Toyota GR010 HYBRID HYPERCAR H							
30	3	13:20.421	...	1:28.273	1:43.702	294.8	3:40:38.932	1	1	9:53.326 B	6:36.636	1:25.974	1:50.716	296.4	9:53.326
31	3	3:42.724	34.917	1:25.061	1:42.746	311.8	3:44:21.656	2	1	11:54.755 B	8:34.396	1:29.965	1:50.394	294.8	21:48.081
32	3	3:41.334	34.977	1:24.538	1:41.819	309.1	3:48:02.990	3	1	5:01.919 B	1:45.148	1:29.889	1:46.882	288.5	26:50.000
33	3	4:46.172	34.673	1:24.011	2:47.488	311.8	3:52:49.162	4	1	5:22.967 B	2:05.299	1:28.073	1:49.595	296.4	32:12.967
34	3	5:11.023	1:24.443	2:03.723	1:42.857	275.3	3:58:00.185	5	1	5:54.190	2:51.822	1:23.018	1:39.350	322.9	38:07.157
35	3	3:54.429 B	36.358	1:24.785	1:53.286	308.2	4:01:54.614	6	1	3:37.967	33.715	1:22.805	1:41.447	320.1	41:45.124
7 Toyota Gazoo Racing 1. Mike CONWAY 3. Jose Maria LOPEZ 2. Kamui KOBAYASHI Toyota GR010 HYBRID HYPERCAR H								7	1	3:34.901	33.639	1:21.788	1:39.474	322.9	45:20.025
1	3	9:46.114 B	6:31.477	1:24.965	1:49.672	309.1	9:46.114	8	1	4:04.181	1:03.911	1:22.053	1:38.217	322.9	49:24.206
2	3	6:00.758 B	2:42.308	1:27.785	1:50.665	298.0	15:46.872	9	1	3:45.160 B	34.271	1:23.080	1:47.809	322.0	53:09.366
3	3	5:00.206 B	1:45.477	1:27.864	1:46.865	296.4	20:47.078	10	1	13:37.353	...	1:22.214	1:38.443	319.1	1:06:46.719
4	3	4:58.040 B	1:42.495	1:26.733	1:48.812	297.2	25:45.118	11	1	3:33.902	33.356	1:20.950	1:39.596	322.9	1:10:20.621
5	3	6:08.414	3:06.973	1:22.919	1:38.522	321.0	31:53.532	12	1	3:36.689	33.702	1:21.848	1:41.139	326.8	1:13:57.310
6	3	3:34.326	33.977	1:21.362	1:38.987	322.9	35:27.858	13	1	3:33.877	33.952	1:21.515	1:38.410	326.8	1:17:31.187
7	3	3:32.201	33.157	1:20.918	1:38.126	323.9	39:00.059	14	1	3:34.472	33.539	1:21.052	1:39.881	322.9	1:21:05.659
8	3	3:35.154	33.344	1:21.277	1:40.533	321.0	42:35.213	15	1	3:40.875 B	33.430	1:21.896	1:45.549	326.8	1:24:46.534
9	3	4:13.655	1:11.012	1:22.605	1:40.038	321.0	46:48.868	16	2	14:06.309	...	1:24.516	1:42.660	298.8	1:38:52.843
10	3	3:34.232	33.098	1:21.057	1:40.077	320.1	50:23.100	17	2	3:36.584	34.629	1:22.374	1:39.581	321.0	1:42:29.427
11	3	3:42.552 B	36.641	1:21.929	1:43.982	314.5	54:05.652	18	2	3:35.620	33.921	1:22.883	1:38.816	323.9	1:46:05.047
12	2	11:50.003	8:37.253	1:26.247	1:46.503	293.2	1:05:55.655	19	2	3:41.435	33.579	1:26.246	1:41.610	322.9	1:49:46.482
								20	2	3:33.411	33.355	1:21.018	1:39.038	319.1	1:53:19.893
								21	2	3:39.039 B	33.403	1:20.688	1:44.948	327.8	1:56:58.932





FIA WEC

Official Test - 89^e Edition des 24 Heures du Mans

Free Practice 1 Test Day

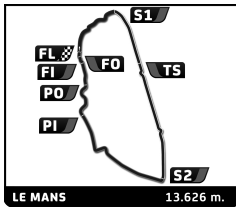


Sector Analysis

Lap under Red Flag Invalidated Lap Personal Best Session Best B Crossing the pit lane

Lap	D	Time	Sector 1	Sector 2	Sector 3	T. Spd	Elapsed	Lap	D	Time	Sector 1	Sector 2	Sector 3	T. Spd	Elapsed
22	2	17:27.123	...	1:22.515	1:39.129	322.9	2:14:26.055	5	3	4:01.354	37.542	1:32.858	1:50.954	287.7	32:59.987
23	2	3:33.288	33.818	1:21.588	1:37.882	323.9	2:17:59.343	6	3	4:03.119	38.269	1:33.023	1:51.827	286.9	37:03.106
24	2	3:33.255	33.585	1:20.622	1:39.048	325.8	2:21:32.598	7	3	4:00.813	37.501	1:32.795	1:50.517	287.7	41:03.919
25	2	3:31.263	33.309	1:20.672	1:37.282	322.9	2:25:03.861	8	3	4:18.709B	37.310	1:33.746	2:07.653	286.9	45:22.628
26	2	3:34.010	35.361	1:20.910	1:37.739	323.9	2:28:37.871	9	1	7:34.068	3:53.068	1:38.429	2:02.571	279.5	52:56.696
27	2	3:57.821B	33.323	1:20.302	2:04.196	322.9	2:32:35.692	10	1	4:15.346	40.319	1:35.401	1:59.626	286.9	57:12.042
28	2	45:12.339	...	1:23.941	2:01.615	318.2	3:17:48.031	11	1	4:12.997	39.914	1:36.005	1:57.078	286.2	1:01:25.039
29	2	3:32.378	33.600	1:21.007	1:37.771	322.0	3:21:20.409	12	1	4:11.492	41.189	1:33.700	1:56.603	289.3	1:05:36.531
30	2	9:49.289B	57.891	4:20.107	4:31.291	79.0	3:31:09.698	13	1	4:13.179	39.348	1:34.977	1:58.854	289.3	1:09:49.710
31	1	10:22.858	7:18.790	1:24.476	1:39.592	322.9	3:41:32.556	14	1	4:13.320	39.427	1:34.517	1:59.376	288.5	1:14:03.030
32	1	3:34.176	34.830	1:21.359	1:37.987	329.8	3:45:06.732	15	1	4:19.359B	38.553	1:34.229	2:06.577	289.3	1:18:22.389
33	1	3:32.856	34.313	1:21.808	1:36.735	331.8	3:48:39.588	16	1	12:27.934	8:54.357	1:36.269	1:57.308	286.2	1:30:50.323
34	1	5:32.275	34.647	1:22.508	3:35.120	321.0	3:54:11.863	17	1	4:10.967	39.232	1:34.876	1:56.859	286.2	1:35:01.290
35	1	4:05.308	1:05.838	1:22.140	1:37.330	322.0	3:58:17.171	18	1	4:10.936	39.485	1:35.039	1:56.412	286.9	1:39:12.226
36	1	3:32.867	34.068	1:20.681	1:38.118	323.9	4:01:50.038	19	1	4:33.687	1:00.315	1:37.079	1:56.293	282.5	1:43:45.913
17 IDEC Sport							Oreca 07 - Gibson	20 High Class Racing							Oreca 07 - Gibson
1. Dwight MERRIMAN							LMP2 P/A	1. Dennis ANDERSEN							LMP2 P/A
2. Ryan DALZIEL								2. Ricky TAYLOR							
1	2	20:21.769B	...	1:33.166	2:01.731	236.2	20:21.769	1	3	5:33.427B	1:54.837	1:34.736	2:03.854	272.5	5:33.427
2	2	11:40.637	8:27.704	1:28.265	1:44.668	298.0	32:02.406	2	3	19:23.258	...	1:29.169	1:46.495	303.9	24:56.685
3	2	3:45.514	35.325	1:26.110	1:44.079	313.6	35:47.920	3	3	4:10.177B	35.645	1:34.310	2:00.222	311.8	29:06.862
4	2	3:44.138	34.232	1:24.663	1:45.243	293.2	39:32.058	4	3	1:11:37.508	...	1:29.548	1:44.447	268.4	1:40:44.370
5	2	3:47.817	35.321	1:24.789	1:47.707	316.3	43:19.875	5	3	3:44.060	35.138	1:26.844	1:42.078	297.2	1:44:28.430
6	2	4:12.218	1:06.731	1:25.093	1:40.394	315.4	47:32.093	6	3	3:40.450	34.563	1:24.248	1:41.639	313.6	1:48:08.880
7	2	3:54.964B	33.916	1:26.449	1:54.599	304.7	51:27.057	7	3	3:42.432	34.710	1:24.827	1:42.895	314.5	1:51:51.312
8	2	6:22.418	3:12.972	1:25.062	1:44.384	313.6	57:49.475	8	3	3:42.886	34.531	1:25.560	1:42.795	318.2	1:55:34.198
9	2	3:38.095	34.478	1:23.918	1:39.699	312.7	1:01:27.570	9	3	3:38.891	34.555	1:23.954	1:40.382	317.2	1:59:13.089
10	2	3:41.756	36.104	1:24.427	1:41.225	315.4	1:05:09.326	10	3	6:07.330B	35.864	1:24.791	4:06.675	314.5	2:05:20.419
11	2	3:42.572	35.390	1:24.525	1:42.657	314.5	1:08:51.898	11	2	19:21.490	...	1:28.939	1:44.670	279.5	2:24:41.909
12	2	3:40.926	34.794	1:24.525	1:41.607	312.7	1:12:32.824	12	2	3:45.362	34.652	1:25.324	1:45.386	312.7	2:28:27.271
13	2	3:46.267B	33.850	1:23.040	1:49.377	315.4	1:16:19.091	13	2	3:40.411	35.330	1:24.038	1:41.043	313.6	2:32:07.682
14	1	5:59.323	2:30.487	1:33.435	1:55.401	294.0	1:22:18.414	14	2	5:39.612B	34.620	1:24.168	3:40.824	314.5	2:37:47.294
15	1	4:09.516B	38.615	1:30.607	2:00.294	310.9	1:26:27.930	15	2	22:04.385	...	1:25.727	1:41.417	307.3	2:59:51.679
16	1	5:31.973	2:09.610	1:30.483	1:51.880	309.1	1:31:59.903	16	2	3:41.812	35.836	1:23.886	1:42.090	312.7	3:03:33.491
17	1	4:01.671	38.176	1:30.648	1:52.847	310.9	1:36:01.574								
18	1	3:58.050	37.113	1:29.845	1:51.092	313.6	1:39:59.624								
19	1	3:57.691	38.115	1:29.012	1:50.564	290.8	1:43:57.315								
20	1	3:56.915	37.194	1:28.804	1:50.917	312.7	1:47:54.230								
21	1	4:00.077	40.867	1:29.178	1:50.032	312.7	1:51:54.307								
22	1	4:15.268B	38.323	1:28.271	2:08.674	315.4	1:56:09.575								
23	2	11:29.088B	4:33.810	2:57.643	3:57.635	311.8	2:07:38.663								
24	2	19:10.945	...	1:28.647	1:42.664	271.1	2:26:49.608								
25	2	3:39.829	34.389	1:23.908	1:41.532	313.6	2:30:29.437								
26	2	3:41.753	36.151	1:25.237	1:40.365	303.9	2:34:11.190								
27	2	9:44.889B	58.180	4:16.782	4:29.927	80.1	2:43:56.079								
28	1	19:37.601	...	1:31.902	2:57.112	305.6	3:03:33.680								
18 Absolute Racing							Porsche 911 RSR - 19								
1. Andrew HARYANTO							LMGTE Am								
2. Alessio PICARIELLO															
1	3	7:07.037	3:03.376	1:52.261	2:11.400	166.4	7:07.037								
2	3	4:32.874B	41.712	1:42.063	2:09.099	197.4	11:39.911								
3	3	13:12.478	9:33.330	1:41.059	1:58.089	173.6	24:52.389								
4	3	4:06.244	38.629	1:34.699	1:52.916	284.7	28:58.633								





FIA WEC

Official Test - 89^e Edition des 24 Heures du Mans

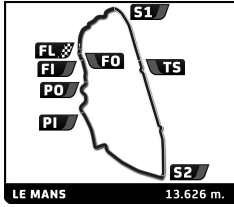
Free Practice 1 Test Day



Sector Analysis

Lap under Red Flag													Invalidated Lap													Personal Best													Session Best													B Crossing the pit lane																																																																																																																																																																																																																																																																																																																																																																																																																																																																																																																																											
Lap	D	Time	Sector 1	Sector 2	Sector 3	T. Spd	Elapsed	Lap	D	Time	Sector 1	Sector 2	Sector 3	T. Spd	Elapsed	Lap	D	Time	Sector 1	Sector 2	Sector 3	T. Spd	Elapsed	Lap	D	Time	Sector 1	Sector 2	Sector 3	T. Spd	Elapsed	Lap	D	Time	Sector 1	Sector 2	Sector 3	T. Spd	Elapsed																																																																																																																																																																																																																																																																																																																																																																																																																																																																																																																																																								
17	2	3:46.351	B	34.200	1:23.336	1:48.815	315.4	3:07:19.842	5	1	3:47.483	33.819	1:23.738	1:49.926	314.5	36:15.659	6	1	3:39.375	33.846	1:22.715	1:42.814	316.3	39:55.034	7	1	3:46.527	B	34.077	1:23.127	1:49.323	315.4	43:41.561	8	1	15:13.663	...	1:24.872	1:43.072	311.8	58:55.224	9	1	3:38.661	33.702	1:22.743	1:42.216	314.5	1:02:33.885	10	1	3:37.905	34.274	1:22.749	1:40.882	316.3	1:06:11.790	11	1	3:48.503	B	34.063	1:25.448	1:48.992	316.3	1:10:00.293	12	1	13:34.955	...	1:31.565	1:41.260	313.6	1:23:35.248	13	1	3:33.428	33.293	1:22.440	1:37.695	314.5	1:27:08.676	14	1	3:45.018	B	34.244	1:23.378	1:47.396	314.5	1:30:53.694	15	3	8:34.026	5:21.744	1:25.084	1:47.198	311.8	1:39:27.720	16	3	3:42.483	35.410	1:23.913	1:43.160	319.1	1:43:10.203	17	3	3:36.105	33.701	1:23.116	1:39.288	314.5	1:46:46.308	18	3	3:37.166	33.686	1:24.065	1:39.415	316.3	1:50:23.474	19	3	3:42.947	B	33.828	1:22.795	1:46.324	315.4	1:54:06.421	20	3	20:18.600	...	1:24.710	1:43.808	310.0	2:14:25.021	21	3	3:36.000	33.854	1:23.668	1:38.478	314.5	2:18:01.021	22	3	3:35.462	33.770	1:22.736	1:38.956	319.1	2:21:36.483	23	3	3:43.291	B	33.972	1:22.907	1:46.412	318.2	2:25:19.774	24	3	18:34.793	B	9:43.745	4:21.700	4:29.348	78.1	2:43:54.567	25	2	16:58.048	...	1:26.853	1:45.568	295.6	3:00:52.615	26	2	3:42.639	35.344	1:25.157	1:42.138	311.8	3:04:35.254	27	2	3:41.428	35.449	1:24.522	1:41.457	314.5	3:08:16.682	28	2	4:10.156	1:00.069	1:26.715	1:43.372	309.1	3:12:26.838	29	2	4:08.053	58.931	1:27.974	1:41.148	309.1	3:16:34.891	30	2	4:22.043	B	34.704	1:24.114	2:23.225	314.5	3:20:56.934	31	2	19:36.119	...	1:26.325	1:40.117	291.6	3:40:33.053	32	2	3:36.340	34.096	1:23.129	1:39.115	314.5	3:44:09.393	33	2	3:52.384	34.506	1:25.546	1:52.332	317.2	3:48:01.777	34	2	4:41.042	33.796	1:23.567	2:43.679	313.6	3:52:42.819	35	2	5:10.392	1:24.776	2:05.295	1:40.321	265.1	3:57:53.211	36	2	3:40.688	33.977	1:23.840	1:42.871	311.8	4:01:33.899	21	1	10:34.978	B	6:52.160	1:40.379	2:02.439	229.2	10:34.978	22	2	15:11.213	...	1:26.685	1:44.407	280.3	25:46.191	3	2	3:40.964	34.635	1:25.632	1:40.697	310.0	29:27.155	4	2	3:39.131	35.491	1:24.059	1:39.581	302.2	33:06.286	5	2	3:35.444	33.728	1:23.381	1:38.335	311.8	36:41.730	6	2	3:36.471	35.146	1:23.150	1:38.175	310.9	40:18.201	7	2	3:44.475	B	33.501	1:22.797	1:48.177	311.8	44:02.676	8	1	25:42.089	...	1:32.029	1:52.562	284.7	1:09:44.765	9	1	3:49.767	36.391	1:28.008	1:45.368	311.8	1:13:34.532	10	1	3:46.419	35.347	1:26.767	1:44.305	311.8	1:17:20.951	11	1	3:44.469	35.080	1:25.085	1:44.304	312.7	1:21:05.420	12	1	3:47.618	35.117	1:27.252	1:45.249	313.6	1:24:53.038	13	1	3:42.562	34.727	1:25.484	1:42.351	310.0	1:28:35.600	14	1	3:40.782	34.389	1:24.727	1:41.666	314.5	1:32:16.382	15	1	3:43.062	34.711	1:24.432	1:43.919	312.7	1:35:59.444	16	1	3:41.758	35.309	1:24.652	1:41.797	310.9	1:39:41.202	17	1	3:44.942	35.336	1:27.336	1:42.270	301.3	1:43:26.144	18	1	3:58.905	B	37.155	1:28.571	1:53.179	244.2	1:47:25.049	19	3	20:47.448	B	...	3:34.103	2:54.828	79.8	2:08:12.497	20	3	5:33.600	2:25.824	1:26.632	1:41.144	303.0	2:13:46.097	21	3	3:40.162	34.611	1:24.518	1:41.033	313.6	2:17:26.259	22	3	3:37.733	34.075	1:23.299	1:40.359	312.7	2:21:03.992	23	3	3:41.793	35.044	1:24.967	1:41.782	306.5	2:24:45.785	24	3	3:49.987	B	33.817	1:22.785	1:53.385	314.5	2:28:35.772	25	3	31:53.392	...	1:30.962	1:47.479	283.2	3:00:29.164	26	3	3:35.790	34.182	1:23.222	1:38.386	312.7	3:04:04.954	27	3	3:48.762	B	36.690	1:25.268	1:46.804	311.8	3:07:53.716	28	3	32:49.224	...	1:26.289	1:45.613	282.5	3:40:42.940	29	3	3:35.412	33.716	1:22.771	1:38.925	317.2	3:44:18.352	30	3	3:39.168	33.958	1:22.930	1:42.280	315.4	3:47:57.520	31	3	4:33.881	33.780	1:22.484	2:37.617	314.5	3:52:31.401	32	3	5:17.939	1:24.591	2:14.371	1:38.977	236.2	3:57:49.340	33	3	3:44.981	B	33.797	1:22.974	1:48.210	313.6	4:01:34.321	1	1	4:46.938	B	1:17.142	1:31.591	1:58.205	248.1	4:46.938	2	1	20:26.004	...	1:26.643	1:49.920	300.5	25:12.942	3	1	3:38.569	34.188	1:23.963	1:40.418	313.6	28:51.511	4	1	3:36.665	34.142	1:23.407	1:39.116	314.5	32:28.176





FIA WEC

Official Test - 89^e Edition des 24 Heures du Mans

Free Practice 1 Test Day

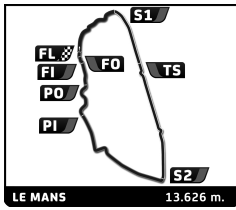


Sector Analysis

Lap under Red Flag Invalidated Lap Personal Best Session Best B Crossing the pit lane

Lap	D	Time	Sector 1	Sector 2	Sector 3	T. Spd	Elapsed	Lap	D	Time	Sector 1	Sector 2	Sector 3	T. Spd	Elapsed							
38	1	23:45.331	...	1:31.441	1:42.423	283.2	3:43:16.076	14	1	3:42.051	34.226	1:25.699	1:42.126	310.0	1:43:26.618							
39	1	3:43.937	34.960	1:25.007	1:43.970	311.8	3:47:00.013	15	1	3:40.511	35.759	1:24.907	1:39.845	314.5	1:47:07.129							
40	1	3:40.586	35.274	1:24.457	1:40.855	312.7	3:50:40.599	16	1	3:39.594	34.031	1:23.490	1:42.073	314.5	1:50:46.723							
41	1	6:25.658	55.277	3:45.352	1:45.029	80.1	3:57:06.257	17	1	3:38.546	35.131	1:24.263	1:39.152	310.9	1:54:25.269							
42	1	3:39.518	34.893	1:23.633	1:40.992	310.9	4:00:45.775	18	1	3:43.048B	34.579	1:23.046	1:45.423	314.5	1:58:08.317							
26 G-Drive Racing Aurus 01 - Gibson LMP2 1. Roman RUSINOV 2. Franco COLAPINTO								19								1	17:52.202	...	1:25.969	1:43.084	294.0	2:16:00.519
1	2	33:46.808	...	1:36.427	1:53.345	189.8	33:46.808	20	1	3:38.003	34.033	1:23.304	1:40.666	314.5	2:19:38.522							
2	2	3:49.573	36.732	1:28.229	1:44.612	291.6	37:36.381	21	1	3:43.943	35.541	1:25.528	1:42.874	314.5	2:23:22.465							
3	2	3:42.479	34.932	1:26.029	1:41.518	253.9	41:18.860	22	1	3:43.270	35.226	1:24.761	1:43.283	315.4	2:27:05.735							
4	2	3:41.152	34.459	1:24.262	1:42.431	311.8	45:00.012	23	1	3:40.584	35.657	1:24.647	1:40.280	313.6	2:30:46.319							
5	2	4:10.061	1:04.410	1:24.404	1:41.247	310.9	49:10.073	24	1	3:47.039B	34.815	1:24.059	1:48.165	315.4	2:34:33.358							
6	2	3:38.245	33.953	1:23.764	1:40.528	311.8	52:48.318	25	1	25:26.725	...	1:26.538	1:44.288	293.2	3:00:00.083							
7	2	3:39.091	34.264	1:24.988	1:39.839	315.4	56:27.409	26	1	3:39.379	34.389	1:23.954	1:41.036	314.5	3:03:39.462							
8	2	3:38.804	33.718	1:23.430	1:41.656	313.6	1:00:06.213	27	1	3:44.731	38.642	1:24.272	1:41.817	310.9	3:07:24.193							
9	2	3:36.928	33.743	1:23.667	1:39.518	312.7	1:03:43.141	28	1	4:10.189	1:00.903	1:28.161	1:41.125	311.8	3:11:34.382							
10	2	3:39.035	35.181	1:24.652	1:39.202	313.6	1:07:22.176	29	1	4:05.234	58.588	1:26.150	1:40.496	312.7	3:15:39.616							
11	2	3:46.041B	33.658	1:23.155	1:49.228	313.6	1:11:08.217	30	1	4:22.205B	35.765	1:23.340	2:23.100	312.7	3:20:01.821							
12	2	39:32.729	...	1:27.325	1:43.950	288.5	1:50:40.946	31	1	20:34.828	...	1:29.020	1:42.792	285.4	3:40:36.649							
13	2	3:37.006	34.104	1:23.661	1:39.241	311.8	1:54:17.952	32	1	3:34.734	34.034	1:22.395	1:38.305	314.5	3:44:11.383							
14	2	3:38.685	34.057	1:23.331	1:41.297	312.7	1:57:56.637	33	1	3:37.220	34.122	1:23.095	1:40.003	315.4	3:47:48.603							
15	2	3:48.187B	34.013	1:23.283	1:50.891	313.6	2:01:44.824	34	1	4:20.634B	33.999	1:23.514	2:23.121	316.3	3:52:09.237							
16	2	28:14.514	...	1:25.829	1:41.879	303.0	2:29:59.338	29 Racing Team Nederland Oreca 07 - Gibson LMP2 P/A 1. Frits VAN EERD 3. Job VAN UITERT 2. Giedo VAN DER GARDE														
17	2	3:46.126B	33.754	1:24.187	1:48.185	291.6	2:33:45.464	1	2	34:41.543	...	1:30.618	1:46.338	237.2	34:41.543							
18	2	27:01.466	...	1:28.305	1:45.422	274.6	3:00:46.930	2	2	3:47.511B	34.500	1:24.778	1:48.233	310.9	38:29.054							
19	2	3:38.514	34.344	1:24.269	1:39.901	310.0	3:04:25.444	3	2	13:51.497	...	1:26.148	1:41.148	294.0	52:20.551							
20	2	3:37.096	34.224	1:23.559	1:39.313	310.9	3:08:02.540	4	2	3:38.446	33.851	1:23.489	1:41.106	313.6	55:58.997							
21	2	4:06.877	58.741	1:27.767	1:40.369	303.9	3:12:09.417	5	2	3:37.298	33.654	1:23.503	1:40.141	313.6	59:36.295							
22	2	4:13.322	58.572	1:26.148	1:48.602	311.8	3:16:22.739	6	2	3:38.303	34.432	1:24.334	1:39.537	311.8	1:03:14.598							
23	2	4:14.548	34.564	1:23.417	2:16.567	314.5	3:20:37.287	7	2	3:37.673	33.765	1:24.849	1:39.059	320.1	1:06:52.271							
24	2	8:14.978B	34.343	3:09.879	4:30.756	303.9	3:28:52.265	8	2	3:37.049	33.784	1:23.235	1:40.030	313.6	1:10:29.320							
25	1	13:30.683	...	1:31.882	1:48.054	276.7	3:42:22.948	9	2	3:38.552	33.594	1:23.637	1:41.321	317.2	1:14:07.872							
26	1	3:48.054	36.707	1:26.516	1:44.831	311.8	3:46:11.002	10	2	3:39.386	34.153	1:23.743	1:41.490	312.7	1:17:47.258							
27	1	3:43.596	35.316	1:25.507	1:42.773	313.6	3:49:54.598	11	2	3:34.878	33.661	1:22.565	1:38.652	313.6	1:21:22.136							
28	1	6:34.437	36.892	3:15.121	2:42.424	301.3	3:56:29.035	12	2	3:35.499	33.722	1:22.823	1:38.954	314.5	1:24:57.635							
29	1	3:40.638	35.200	1:24.785	1:40.653	309.1	4:00:09.673	13	2	3:43.459B	35.444	1:23.259	1:44.756	311.8	1:28:41.094							
28 JOTA Oreca 07 - Gibson LMP2 1. Sean GELAEL								14								1	8:10.186	4:55.766	1:27.328	1:47.092	309.1	1:36:51.280
1	1	4:23.885B	46.241	1:36.788	2:00.856	200.7	4:23.885	15	1	3:47.355	35.920	1:26.063	1:45.372	310.9	1:40:38.635							
2	1	23:26.496	...	1:32.700	1:46.587	258.2	27:50.381	16	1	3:44.283	35.508	1:25.726	1:43.049	311.8	1:44:22.918							
3	1	3:46.875	35.020	1:26.756	1:45.099	270.4	31:37.256	17	1	3:44.684	35.432	1:25.423	1:43.829	311.8	1:48:07.602							
4	1	3:43.443	34.443	1:24.527	1:44.473	316.3	35:20.699	18	1	3:47.084	35.334	1:26.128	1:45.622	312.7	1:51:54.686							
5	1	3:44.132	34.380	1:26.280	1:43.472	313.6	39:04.831	19	1	3:46.338	35.803	1:26.258	1:44.277	314.5	1:55:41.024							
6	1	3:38.310	33.827	1:23.130	1:41.353	315.4	42:43.141	20	1	3:46.905	37.899	1:25.654	1:43.352	314.5	1:59:27.929							
7	1	4:12.133	1:04.433	1:25.046	1:42.654	313.6	46:55.274	21	1	6:37.657B	36.997	1:34.468	4:26.192	312.7	2:06:05.586							
8	1	3:36.723	33.939	1:23.057	1:39.727	317.2	50:31.997	22	3	12:41.394B	8:46.287	1:51.980	2:03.127	161.9	2:18:46.980							
9	1	3:40.198	34.297	1:23.514	1:42.387	317.2	54:12.195	30 Duqueine Team Oreca 07 - Gibson LMP2 1. René BINDER 3. Tristan GOMMENDY 2. Guillermo ROJAS 4. Laurents HÖRR														
10	1	3:48.701	33.793	1:23.357	1:51.551	317.2	58:00.896	1	3	5:30.771	2:10.614	1:30.200	1:49.957	266.5	5:30.771							
11	1	3:39.982	33.981	1:23.591	1:42.410	315.4	1:01:40.878	2	3	3:53.790B	36.026	1:26.126	1:51.638	307.3	9:24.561							
12	1	3:46.478B	35.084	1:22.909	1:48.485	315.4	1:05:27.356	3	4	34:29.017	...	1:27.755	1:48.366	306.5	43:53.578							
13	1	34:17.211	...	1:26.420	1:41.683	284.7	1:39:44.567	4	4	4:15.461	1:04.951	1:25.223	1:45.287	313.6	48:09.039							





FIA WEC

Official Test - 89^e Edition des 24 Heures du Mans

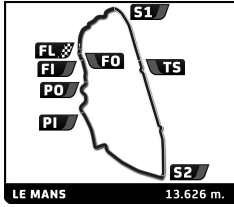
Free Practice 1 Test Day



Sector Analysis

Lap under Red Flag												Invalidated Lap	Personal Best	Session Best	B Crossing the pit lane
Lap	D	Time	Sector 1	Sector 2	Sector 3	T. Spd	Elapsed	Lap	D	Time	Sector 1	Sector 2	Sector 3	T. Spd	Elapsed
29	3	16:14.777	...	1:26.263	1:42.651	285.4	3:40:39.425	7	1	3:41.270	34.466	1:24.287	1:42.517	314.5	51:33.436
30	3	3:36.589	34.872	1:22.213	1:39.504	322.9	3:44:16.014	8	1	3:45.554	36.437	1:25.263	1:43.854	312.7	55:18.990
31	3	3:33.740	33.363	1:21.442	1:38.935	324.9	3:47:49.754	9	1	3:58.384 B	36.453	1:25.075	1:56.856	313.6	59:17.374
32	3	4:11.923	33.849	1:21.883	2:16.191	326.8	3:52:01.677	10	2	9:48.010	6:27.763	1:30.050	1:50.197	299.7	1:09:05.384
33	3	5:41.146	1:25.222	2:33.294	1:42.630	79.1	3:57:42.823	11	2	3:54.859	37.348	1:27.349	1:50.162	311.8	1:13:00.243
34	3	3:39.465	33.437	1:23.034	1:42.994	314.5	4:01:22.288	12	2	3:50.927	37.085	1:26.795	1:47.047	312.7	1:16:51.170
38 JOTA Oreca 07 - Gibson LMP2 1. Roberto GONZALEZ 2. Anthony DAVIDSON															
1	2	4:26.778 B	48.555	1:37.557	2:00.666	202.6	4:26.778	15	3	7:02.266	3:33.949	1:32.121	1:56.196	265.8	1:31:45.203
2	2	23:21.607	...	1:28.880	1:43.772	290.8	27:48.385	16	3	3:55.692	37.804	1:29.279	1:48.609	310.0	1:35:40.895
3	2	3:41.224	34.330	1:24.724	1:42.170	313.6	31:29.609	17	3	3:53.548	36.835	1:27.876	1:48.837	312.7	1:39:34.443
4	2	3:45.830 B	33.887	1:23.768	1:48.175	317.2	35:15.439	18	3	3:51.117	37.624	1:27.440	1:46.053	312.7	1:43:25.560
5	2	12:13.434	9:08.480	1:24.671	1:40.283	312.7	47:28.873	19	3	3:58.201 B	36.519	1:27.869	1:53.813	305.6	1:47:23.761
6	2	3:39.632	34.205	1:24.361	1:41.066	318.2	51:08.505	20	2	11:29.398	8:13.364	1:28.105	1:47.929	238.3	1:58:53.159
7	2	3:36.554	33.926	1:23.123	1:39.505	314.5	54:45.059	21	2	5:38.605 B	36.977	1:27.161	3:34.467	310.0	2:04:31.764
8	2	3:39.248	34.143	1:23.413	1:41.692	314.5	58:24.307	22	2	9:25.858	6:12.772	1:27.617	1:45.469	307.3	2:13:57.622
9	2	3:39.555	35.991	1:24.519	1:39.045	314.5	1:02:03.862	23	2	3:45.842	36.019	1:25.579	1:44.244	307.3	2:17:43.464
10	2	3:40.601	34.958	1:23.330	1:42.313	315.4	1:05:44.463	24	2	3:45.234	35.579	1:25.372	1:44.283	313.6	2:21:28.698
11	2	3:38.455	35.574	1:24.261	1:38.620	316.3	1:09:22.918	25	2	4:03.984 B	35.919	1:25.872	2:02.193	278.8	2:25:32.682
12	2	3:43.690 B	34.002	1:23.257	1:46.431	317.2	1:13:06.608	26	3	8:48.903	5:31.715	1:29.806	1:47.382	262.6	2:34:21.585
13	1	13:47.632	...	1:30.559	1:45.541	259.4	1:26:54.240	27	3	10:14.678 B	1:15.006	4:19.556	4:40.116	79.7	2:44:36.263
14	1	3:42.459	35.134	1:25.150	1:42.175	314.5	1:30:36.699	28	3	16:11.755	...	1:31.187	1:49.631	261.9	3:00:48.018
15	1	3:40.985	34.759	1:24.525	1:41.701	317.2	1:34:17.684	29	3	3:46.168	35.804	1:26.495	1:43.869	305.6	3:04:34.186
16	1	3:39.582	34.636	1:24.182	1:40.764	313.6	1:37:57.266	30	3	3:48.528	36.016	1:27.064	1:45.448	307.3	3:08:22.714
17	1	3:40.303	34.601	1:23.841	1:41.861	316.3	1:41:37.569	31	3	4:17.666	59.387	1:30.674	1:47.605	296.4	3:12:40.380
18	1	3:40.419	34.664	1:23.771	1:41.984	314.5	1:45:17.988	32	3	4:31.204 B	58.803	1:28.811	2:03.590	298.0	3:17:11.584
19	1	3:43.759	36.633	1:24.510	1:42.616	314.5	1:49:01.747	33	1	5:35.591 B	1:47.027	1:25.979	2:22.585	310.9	3:22:47.175
20	1	3:39.394	35.524	1:23.353	1:40.517	314.5	1:52:41.141	34	1	17:44.314	...	1:26.087	1:43.722	310.9	3:40:31.489
21	1	3:39.373	34.746	1:23.745	1:40.882	319.1	1:56:20.514	35	1	3:37.489	34.310	1:23.275	1:39.904	310.0	3:44:08.978
22	1	3:38.442	34.302	1:23.311	1:40.829	316.3	1:59:58.956	36	1	3:37.716	34.305	1:22.810	1:40.601	316.3	3:47:46.694
23	1	7:33.428 B	34.970	2:30.857	4:27.601	318.2	2:07:32.384	37	1	4:21.778 B	35.164	1:23.913	2:22.701	312.7	3:52:08.472
24	2	12:13.086	9:08.266	1:24.965	1:39.855	311.8	2:19:45.470	41 Team WRT Oreca 07 - Gibson LMP2 1. Robert KUBICA 3. Yifei YE 2. Louis DELETRAZ							
25	2	3:37.604	34.270	1:22.779	1:40.555	316.3	2:23:23.074	1	2	5:11.599 B	1:30.746	1:40.496	2:00.357	224.0	5:11.599
26	2	3:47.584 B	35.385	1:23.076	1:49.123	321.0	2:27:10.658	2	2	7:41.986	4:24.697	1:30.329	1:46.960	261.9	12:53.585
27	2	32:53.598	...	1:26.599	1:40.094	249.3	3:00:04.256	3	2	3:46.095	35.579	1:26.921	1:43.595	284.7	16:39.680
28	2	3:38.758	34.133	1:23.629	1:40.996	319.1	3:03:43.014	4	2	3:41.931	34.605	1:25.340	1:41.986	310.9	20:21.611
29	2	3:43.463	36.821	1:23.962	1:42.680	314.5	3:07:26.477	5	2	3:42.497	34.221	1:24.514	1:43.762	313.6	24:04.108
30	2	4:12.171 B	1:01.893	1:25.540	1:44.738	315.4	3:11:38.648	6	2	3:38.942	33.838	1:24.964	1:40.140	312.7	27:43.050
31	2	7:20.196	3:41.360	1:24.074	2:14.762	310.9	3:18:58.844	7	2	3:47.536 B	33.759	1:25.157	1:48.620	314.5	31:30.586
32	2	5:21.608 B	34.947	1:23.465	3:23.196	311.8	3:24:20.452	8	3	15:19.632	...	1:29.433	1:46.860	248.1	46:50.218
33	1	16:41.742	...	1:29.668	1:43.469	273.2	3:41:02.194	9	3	3:40.695	34.461	1:24.579	1:41.655	315.4	50:30.913
34	1	3:40.858	34.811	1:25.683	1:40.364	311.8	3:44:43.052	10	3	3:41.989	33.804	1:24.518	1:43.667	314.5	54:12.902
35	1	3:38.755	34.596	1:24.298	1:39.861	314.5	3:48:21.807	11	3	3:49.181	33.957	1:23.417	1:51.807	316.3	58:02.083
39 SO24-Dirob by Graff Oreca 07 - Gibson LMP2 P/A 1. Vincent CAPILLAIRE 3. Maxime ROBIN 2. Arnold ROBIN															
1	1	5:57.899 B	1:02.490	2:19.346	2:36.063	133.1	5:57.899	12	3	3:39.896	33.720	1:23.323	1:42.853	315.4	1:01:41.979
2	1	14:11.926	...	1:51.196	1:52.794	207.6	20:09.825	13	3	3:41.130	35.033	1:23.433	1:42.664	314.5	1:05:23.109
3	1	4:01.633 B	37.854	1:29.387	1:54.392	289.3	24:11.458	14	3	3:39.098	34.652	1:23.744	1:40.702	311.8	1:09:02.207
4	1	15:42.479	...	1:30.108	1:46.232	303.0	39:53.937	15	3	3:39.068	35.012	1:24.086	1:39.970	310.9	1:12:41.275
5	1	3:45.697	34.820	1:25.934	1:44.943	292.4	43:39.634	16	3	3:38.509	34.683	1:23.216	1:40.610	312.7	1:16:19.784
6	1	4:12.532	1:04.153	1:26.182	1:42.197	279.5	47:52.166	17	3	3:39.735	34.889	1:23.145	1:41.701	314.5	1:19:59.519
								18	3	3:56.469 B	33.674	1:23.241	1:59.554	310.9	1:23:55.988
								19	1	15:34.486	...	1:27.763	1:45.429	309.1	1:39:30.474





FIA WEC Official Test - 89^e Edition des 24 Heures du Mans Free Practice 1 Test Day

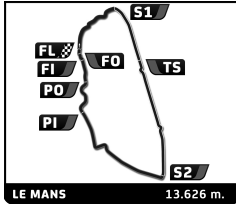


Sector Analysis

Lap under Red Flag Invalidated Lap Personal Best Session Best Crossing the pit lane

Table with columns: Lap, D, Time, Sector 1, Sector 2, Sector 3, T. Spd, Elapsed. Contains data for drivers 44 (ARC Bratislava) and 46 (Team Project 1) across multiple laps.





FIA WEC

Official Test - 89^e Edition des 24 Heures du Mans

Free Practice 1 Test Day

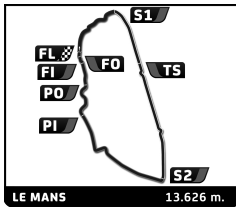


Sector Analysis

Lap under Red Flag Invalidated Lap Personal Best Session Best B Crossing the pit lane

Lap	D	Time	Sector 1	Sector 2	Sector 3	T. Spd	Elapsed	Lap	D	Time	Sector 1	Sector 2	Sector 3	T. Spd	Elapsed
18	1	4:01.906	38.223	1:32.800	1:50.883	290.8	1:47:25.019	29	1	3:42.686	35.347	1:25.297	1:42.042	311.8	3:48:18.721
19	1	4:02.125	38.154	1:32.503	1:51.468	291.6	1:51:27.144	30	1	5:15.908	34.886	1:24.511	3:16.511	311.8	3:53:34.629
20	1	4:00.381	38.075	1:32.159	1:50.147	290.8	1:55:27.525	31	1	4:41.584	1:24.522	1:32.589	1:44.473	258.2	3:58:16.213
21	1	3:58.940	37.740	1:31.426	1:49.774	292.4	1:59:26.465	32	1	3:41.611	35.639	1:24.648	1:41.324	311.8	4:01:57.824
22	1	6:42.640 B	38.230	1:47.222	4:17.188	294.0	2:06:09.105	49 High Class Racing 1.Anders FJORDBACH 3.Kevin MAGNUSSEN Orega 07 - Gibson LMP2 2.Jan MAGNUSSEN							
23	2	10:45.079	7:14.301	1:36.062	1:54.716	280.3	2:16:54.184	1	1	4:34.335B	58.744	1:32.960	2:02.631	264.5	4:34.335
24	2	4:01.600	37.503	1:32.402	1:51.695	290.0	2:20:55.784	2	1	22:40.910	...	1:30.271	1:48.995	244.2	27:15.245
25	2	3:59.940	37.785	1:32.067	1:50.088	289.3	2:24:55.724	3	1	3:47.015	35.777	1:26.849	1:44.389	306.5	31:02.260
26	2	4:01.177	37.118	1:31.399	1:52.660	290.0	2:28:56.901	4	1	3:42.410	34.405	1:25.493	1:42.512	308.2	34:44.670
27	2	3:57.864	37.483	1:31.201	1:49.180	294.0	2:32:54.765	5	1	3:40.543	34.449	1:24.526	1:41.568	312.7	38:25.213
28	2	7:37.878 B	37.373	2:30.475	4:30.030	294.0	2:40:32.643	6	1	3:43.928	34.809	1:25.887	1:43.232	310.0	42:09.141
29	2	20:31.252	...	1:32.839	1:56.349	289.3	3:01:03.895	7	1	4:14.670B	51.101	1:28.856	1:54.713	267.8	46:23.811
30	2	4:00.149	36.961	1:30.921	1:52.267	292.4	3:05:04.044	8	3	26:17.215	...	1:28.051	1:46.629	306.5	1:12:41.026
31	2	4:05.763B	37.696	1:31.783	1:56.284	290.0	3:09:09.807	9	3	3:45.100	35.819	1:26.765	1:42.516	311.8	1:16:26.126
32	3	6:15.357B	2:43.714	1:34.472	1:57.171	290.0	3:15:25.164	10	3	3:43.842	34.629	1:25.252	1:43.961	313.6	1:20:09.968
33	3	5:16.602	1:19.009	1:32.341	2:25.252	290.0	3:20:41.766	11	3	3:40.942	34.526	1:24.583	1:41.833	311.8	1:23:50.910
34	3	8:47.425 B	37.598	3:40.949	4:28.878	79.5	3:29:29.191	12	3	3:38.719	34.030	1:23.945	1:40.744	313.6	1:27:29.629
35	3	12:16.666	8:50.689	1:34.699	1:51.278	280.3	3:41:45.857	13	3	3:42.673	35.136	1:24.623	1:42.914	313.6	1:31:12.302
36	3	4:00.048	38.307	1:32.594	1:49.147	289.3	3:45:45.905	14	3	3:38.198	34.012	1:23.729	1:40.457	311.8	1:34:50.500
37	3	3:57.232	37.091	1:30.990	1:49.151	290.0	3:49:43.137	15	3	3:40.790	35.341	1:24.079	1:41.370	311.8	1:38:31.290
38	3	6:47.547	38.950	3:23.259	2:45.338	208.0	3:56:30.684	16	3	3:36.753	34.062	1:23.410	1:39.281	310.0	1:42:08.043
39	3	4:03.244B	36.795	1:30.516	1:55.933	289.3	4:00:33.928	17	3	3:51.372B	34.765	1:25.169	1:51.438	311.8	1:45:59.415
48 IDEC Sport 1.Paul LAFARGUE 3.Patrick PILET Orega 07 - Gibson LMP2 2.Paul Loup CHATIN							18	3	5:45.849	...	1:28.740	1:44.692	306.5	3:40:53.264	
1	2	17:27.705B	...	1:33.631	1:55.485	245.9	17:27.705	19	3	3:41.957	34.270	1:24.380	1:43.307	310.9	3:44:35.221
2	2	9:20.778	6:11.485	1:27.367	1:41.926	292.4	26:48.483	20	3	3:38.617	34.845	1:24.013	1:39.759	312.7	3:48:13.838
3	2	3:36.951	33.755	1:23.954	1:39.242	311.8	30:25.434	21	3	5:07.707B	33.990	1:22.751	3:10.966	310.0	3:53:21.545
4	2	3:52.600B	34.357	1:28.207	1:50.036	311.8	34:18.034	22	3	5:46.930	2:36.392	1:24.927	1:45.611	310.9	3:59:08.475
5	2	31:19.815	...	1:25.959	1:41.744	306.5	1:05:37.849	23	3	6:58.539B	33.659	3:35.073	2:49.807	310.9	4:06:07.014
6	2	3:37.673	34.270	1:24.738	1:38.665	314.5	1:09:15.522	51 AF Corse 1.Alessandro PIER GUIDI 3.Côme LEDOGAR Ferrari 488 GTE Evo LMGT2 Pro 2.James CALADO							
7	2	3:38.002	33.660	1:22.887	1:41.455	315.4	1:12:53.524	1	3	14:17.299B	...	1:35.251	2:01.310	286.2	14:17.299
8	2	3:34.807	33.514	1:22.887	1:38.406	312.7	1:16:28.331	2	3	56:13.825	...	1:34.254	1:51.267	281.0	1:10:31.124
9	2	3:48.776B	33.977	1:24.127	1:50.672	317.2	1:20:17.107	3	3	3:56.047	36.721	1:30.487	1:48.839	294.8	1:14:27.171
10	3	11:23.021	8:09.060	1:28.012	1:45.949	298.8	1:31:40.128	4	3	4:02.285B	36.659	1:30.764	1:54.862	294.0	1:18:29.456
11	3	3:39.863	34.760	1:24.393	1:40.710	312.7	1:35:19.991	5	1	6:26.699	2:59.251	1:34.346	1:53.102	270.4	1:24:56.155
12	3	3:37.990	34.203	1:23.562	1:40.225	313.6	1:38:57.981	6	1	3:57.441	38.023	1:30.699	1:48.719	291.6	1:28:53.596
13	3	3:38.950	34.156	1:23.991	1:40.803	304.7	1:42:36.931	7	1	4:09.411B	37.417	1:30.587	2:01.407	292.4	1:33:03.007
14	3	3:46.726B	34.429	1:24.193	1:48.104	311.8	1:46:23.657	8	1	6:31.927	2:56.517	1:34.938	2:00.472	288.5	1:39:34.934
15	3	6:24.456	3:17.394	1:25.422	1:41.640	290.0	1:52:48.113	9	1	3:59.059	39.449	1:32.017	1:47.593	278.1	1:43:33.993
16	3	3:35.533	33.335	1:24.045	1:38.153	317.2	1:56:23.646	10	1	3:55.910	36.579	1:29.745	1:49.586	294.8	1:47:29.903
17	3	3:36.189	33.871	1:22.497	1:39.821	314.5	1:59:59.835	11	1	3:59.586B	36.527	1:29.689	1:53.370	294.0	1:51:29.489
18	3	7:33.890 B	34.397	2:32.916	4:26.577	316.3	2:07:33.725	12	1	8:16.285	4:52.376	1:30.728	1:53.181	292.4	1:59:45.774
19	1	8:42.197	5:16.159	1:36.336	1:49.702	208.0	2:16:15.922	13	1	7:39.752 B	36.732	2:19.196	4:43.824	292.4	2:07:25.526
20	1	3:52.134	37.420	1:28.493	1:46.221	301.3	2:20:08.056	14	3	11:48.724	8:25.486	1:33.841	1:49.397	283.9	2:19:14.250
21	1	3:48.212	35.861	1:27.426	1:44.925	308.2	2:23:56.268	15	3	3:57.836	37.647	1:31.869	1:48.320	290.0	2:23:12.086
22	1	3:45.201	35.666	1:26.380	1:43.155	298.8	2:27:41.469	16	3	3:56.229	36.939	1:30.055	1:49.235	291.6	2:27:08.315
23	1	3:52.059B	36.407	1:26.491	1:49.161	277.4	2:31:33.528	17	3	3:54.102	36.683	1:30.105	1:47.314	290.8	2:31:02.417
24	1	8:01.775 B	1:41.994	1:52.139	4:27.642	309.1	2:39:35.303	18	3	4:30.384 B	36.485	1:29.722	2:24.177	291.6	2:35:32.801
25	1	41:40.879	...	1:26.476	1:44.901	309.1	3:21:16.182	19	2	24:45.877	...	1:33.260	1:50.408	285.4	3:00:18.678
26	1	9:31.585 B	46.053	4:17.517	4:28.015	80.1	3:30:47.767	20	2	4:01.815B	37.263	1:30.312	1:54.240	290.8	3:04:20.493
27	1	10:03.580	6:46.652	1:29.357	1:47.571	252.8	3:40:51.347								
28	1	3:44.688	35.490	1:25.618	1:43.580	313.6	3:44:36.035								





FIA WEC

Official Test - 89^e Edition des 24 Heures du Mans

Free Practice 1 Test Day

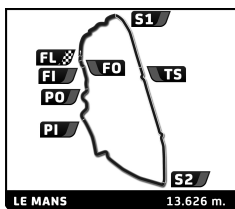


Sector Analysis

Lap under Red Flag Invalidated Lap Personal Best Session Best B Crossing the pit lane

Lap	D	Time	Sector 1	Sector 2	Sector 3	T. Spd	Elapsed	Lap	D	Time	Sector 1	Sector 2	Sector 3	T. Spd	Elapsed							
21	2	7:35.587	4:12.948	1:33.940	1:48.699	274.6	3:11:56.080	13	3	3:59.941	37.385	1:31.997	1:50.559	289.3	1:48:35.501							
22	2	4:27.134	59.889	1:34.172	1:53.073	288.5	3:16:23.214	14	3	4:12.682 B	37.880	1:31.872	2:02.930	289.3	1:52:48.183							
23	2	4:31.473	36.924	1:33.072	2:21.477	290.8	3:20:54.687	15	3	10:30.551 B	5:59.514	1:32.660	2:58.377	284.7	2:03:18.734							
24	2	9:20.983 B	36.797	4:08.476	4:35.710	79.1	3:30:15.670	16	3	11:07.251	7:43.201	1:32.910	1:51.140	284.7	2:14:25.985							
25	2	11:06.267	7:44.505	1:31.445	1:50.317	282.5	3:41:21.937	17	3	4:02.698	37.043	1:31.383	1:54.272	286.9	2:18:28.683							
26	2	3:54.156	36.544	1:29.844	1:47.768	292.4	3:45:16.093	18	3	3:57.223	37.244	1:31.304	1:48.675	288.5	2:22:25.906							
27	2	3:53.844	36.662	1:29.552	1:47.630	292.4	3:49:09.937	19	3	4:04.159 B	37.131	1:31.380	1:55.648	288.5	2:26:30.065							
28	2	6:35.286 B	36.858	2:09.937	3:48.491	250.4	3:55:45.223	20	1	6:43.936	3:02.286	1:43.776	1:57.874	244.8	2:33:14.001							
29	1	5:36.189	2:12.166	1:31.298	1:52.725	288.5	4:01:21.412	21	1	8:43.332 B	38.994	3:33.958	4:30.380	78.4	2:41:57.333							
52 AF Corse 1. Daniel SERRA 2. Miguel MOLINA Ferrari 488 GTE Evo LMGTE Pro								22								1	19:53.898	...	1:36.481	1:57.761	271.8	3:01:51.231
1	2	8:27.701 B	4:46.940	1:38.047	2:02.714	216.4	8:27.701	23	1	4:07.462	39.151	1:33.991	1:54.320	281.7	3:05:58.693							
2	2	59:42.413	...	1:33.261	1:50.713	261.9	1:08:10.114	24	1	4:19.768	49.185	1:36.527	1:54.056	281.7	3:10:18.461							
3	2	3:59.026	37.443	1:30.746	1:50.837	269.8	1:12:09.140	25	1	4:36.240	1:00.376	1:36.899	1:58.965	283.2	3:14:54.701							
4	2	3:57.124	37.363	1:30.728	1:49.033	278.8	1:16:06.264	26	1	4:40.088	38.301	1:33.527	2:28.260	286.2	3:19:34.789							
5	2	4:02.335 B	36.781	1:30.551	1:55.003	272.5	1:20:08.599	27	1	7:02.577 B	39.949	1:52.702	4:29.926	285.4	3:26:37.366							
6	1	12:55.383	9:24.844	1:32.690	1:57.849	269.8	1:33:03.982	28	1	15:29.449	...	1:36.146	1:54.479	281.0	3:42:06.815							
7	1	4:00.999	37.519	1:33.970	1:49.510	237.2	1:37:04.981	29	1	4:03.381	38.027	1:33.319	1:52.035	287.7	3:46:10.196							
8	1	3:58.908	36.900	1:30.202	1:51.806	289.3	1:41:03.889	30	1	4:08.053	39.195	1:32.742	1:56.116	278.1	3:50:18.249							
9	1	4:02.041	36.666	1:30.094	1:55.281	286.2	1:45:05.930	31	1	7:06.127	47.639	4:07.461	2:11.027	79.4	3:57:24.376							
10	1	3:57.734	36.897	1:30.005	1:50.832	292.4	1:49:03.664	32	1	4:03.537	38.469	1:32.621	1:52.447	286.9	4:01:27.913							
11	1	3:55.108	36.638	1:30.575	1:47.895	258.8	1:52:58.772	55 Spirit of Race 1. Duncan CAMERON 2. David PEREL 3. Matthew GRIFFIN Ferrari 488 GTE Evo LMGTE Am														
12	1	4:04.974 B	36.762	1:31.749	1:56.463	281.0	1:57:03.746	1	3	27:17.964 B	...	1:35.634	2:00.842	281.0	27:17.964							
13	1	20:02.768	...	1:31.512	1:53.645	288.5	2:17:06.514	2	3	15:35.101	...	1:33.623	1:53.746	283.2	42:53.065							
14	1	3:55.023	36.777	1:30.343	1:47.903	290.8	2:21:01.537	3	3	4:28.795	1:05.248	1:32.863	1:50.684	285.4	47:21.860							
15	1	3:56.833	36.688	1:30.941	1:49.204	284.7	2:24:58.370	4	3	4:01.317	37.778	1:32.186	1:51.353	287.7	51:23.177							
16	1	3:54.479	36.647	1:29.679	1:48.153	291.6	2:28:52.849	5	3	3:59.262	37.684	1:32.220	1:49.358	286.9	55:22.439							
17	1	4:01.366	38.139	1:30.242	1:52.985	290.8	2:32:54.215	6	3	4:13.326	37.336	1:31.909	2:04.081	286.9	59:35.765							
18	1	7:44.896 B	36.559	2:28.660	4:39.677	290.8	2:40:39.111	7	3	4:00.892	37.937	1:32.410	1:50.545	286.9	1:03:36.657							
19	1	21:53.287	...	1:31.647	1:53.462	289.3	3:02:32.398	8	3	3:59.165	37.392	1:32.046	1:49.727	285.4	1:07:35.822							
20	1	3:54.466	36.815	1:29.907	1:47.744	289.3	3:06:26.864	9	3	4:06.172 B	37.163	1:32.200	1:56.809	284.7	1:11:41.994							
21	1	4:20.225	59.540	1:32.882	1:47.803	288.5	3:10:47.089	10	2	7:10.589	3:37.010	1:35.083	1:58.496	285.4	1:18:52.583							
22	1	4:23.496	1:01.281	1:32.825	1:49.390	288.5	3:15:10.585	11	2	4:07.734	38.496	1:33.353	1:55.885	289.3	1:23:00.317							
23	1	4:40.030	36.889	1:29.750	2:33.391	290.8	3:19:50.615	12	2	4:05.673	41.116	1:32.959	1:51.598	286.2	1:27:05.990							
24	1	8:10.345 B	37.002	2:07.562	5:25.781	292.4	3:28:00.960	13	2	4:07.918	38.390	1:32.618	1:56.910	284.7	1:31:13.908							
25	1	20:32.796	...	1:32.468	1:50.352	271.8	3:48:33.756	14	2	4:01.497	37.735	1:32.247	1:51.515	284.7	1:35:15.405							
26	1	6:15.238 B	38.249	1:31.889	4:05.100	288.5	3:54:48.994	15	2	4:00.600	37.938	1:32.148	1:50.514	289.3	1:39:16.005							
54 AF Corse 1. Thomas FLOHR 2. Giancarlo FISICHELLA 3. Francesco CASTELLACCI Ferrari 488 GTE Evo LMGTE Am								16	2	4:05.577	39.590	1:32.965	1:53.022	283.2	1:43:21.582							
1	3	39:42.966 B	...	1:45.163	2:10.979	191.8	39:42.966	17	2	4:12.407 B	37.876	1:32.780	2:01.751	285.4	1:47:33.989							
2	3	8:02.625	4:29.638	1:37.236	1:55.751	251.0	47:45.591	18	1	9:15.241	5:42.656	1:35.439	1:57.146	282.5	1:56:49.230							
3	3	4:17.483 B	38.590	1:36.562	2:02.331	236.2	52:03.074	19	1	4:06.109	38.602	1:33.787	1:53.720	285.4	2:00:55.339							
4	3	11:45.448	8:10.303	1:37.970	1:57.175	261.3	1:03:48.522	20	1	7:28.137 B	51.231	3:40.423	2:56.483	79.4	2:08:23.476							
5	3	4:09.822	39.076	1:35.445	1:55.301	279.5	1:07:58.344	21	1	6:21.398	2:43.306	1:41.229	1:56.863	252.8	2:14:44.874							
6	3	4:18.731 B	38.683	1:36.248	2:03.800	239.9	1:12:17.075	22	1	4:06.316	38.806	1:34.031	1:53.479	285.4	2:18:51.190							
7	3	12:06.739	7:54.930	1:35.116	2:36.693	276.0	1:24:23.814	23	1	4:05.142	39.420	1:33.033	1:52.689	286.9	2:22:56.332							
8	3	4:03.698	38.393	1:33.447	1:51.858	284.7	1:28:27.512	24	1	4:19.477 B	42.602	1:34.388	2:02.487	288.5	2:27:15.809							
9	3	4:02.040	37.948	1:32.889	1:51.203	286.9	1:32:29.552	25	1	7:55.293 B	4:05.692	1:33.362	2:16.239	288.5	2:35:11.102							
10	3	4:04.053	37.370	1:32.489	1:54.194	289.3	1:36:33.605	26	1	25:54.284	...	1:34.059	1:54.224	286.9	3:01:05.386							
11	3	4:02.517	38.425	1:32.655	1:51.437	288.5	1:40:36.122	27	1	4:02.244	38.319	1:32.146	1:51.779	288.5	3:05:07.630							
12	3	3:59.438	37.604	1:31.831	1:50.003	290.8	1:44:35.560	28	1	4:03.896	40.035	1:32.334	1:51.527	286.9	3:09:11.526							
								29	1	4:26.942	1:00.047	1:35.433	1:51.462	287.7	3:13:38.468							
								30	1	4:56.140	1:00.087	1:35.272	2:20.781	286.9	3:18:34.608							





FIA WEC

Official Test - 89^e Edition des 24 Heures du Mans

Free Practice 1 Test Day

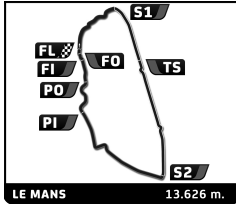


Sector Analysis

Lap under Red Flag Invalidated Lap Personal Best Session Best Crossing the pit lane

Lap	D	Time	Sector 1	Sector 2	Sector 3	T. Spd	Elapsed	Lap	D	Time	Sector 1	Sector 2	Sector 3	T. Spd	Elapsed
31	1	5:32.426 B	38.789	1:33.208	3:20.429	278.8	3:24:07.034	22	2	6:43.134 B	37.379	1:41.628	4:24.127	278.1	2:06:06.499
32	1	17:22.496	...	1:34.650	1:53.070	284.7	3:41:29.530	23	2	12:31.202	9:05.782	1:33.693	1:51.727	276.7	2:18:37.701
33	1	4:21.741	54.484	1:34.626	1:52.631	288.5	3:45:51.271	24	2	3:59.097	37.372	1:32.245	1:49.480	275.3	2:22:36.798
34	1	4:02.140	38.369	1:32.563	1:51.208	290.0	3:49:53.411	25	2	3:58.299	37.274	1:31.807	1:49.218	273.2	2:26:35.097
35	1	6:47.005	40.798	3:19.127	2:47.080	218.1	3:56:40.416	26	2	4:04.792 B	37.195	1:31.628	1:55.969	286.9	2:30:39.889
36	1	4:01.980	38.392	1:32.635	1:50.953	286.2	4:00:42.396	27	3	9:05.042 B	2:33.654	2:02.483	4:28.905	282.5	2:39:44.931
56 Team Project 1 Porsche 911 RSR - 19 1. Egidio PERFETTI 3. Riccardo PERA LMGT E Am 2. Matteo CAIROLI								28 3 21:31.369 ... 1:33.923 1:52.727 271.1 3:01:16.300							
1	2	5:44.016 B	1:25.460	1:55.264	2:23.292	204.9	5:44.016	29	3	4:00.846	37.185	1:31.643	1:52.018	277.4	3:05:17.146
2	2	31:23.156	...	1:59.806	2:06.022	179.7	37:07.172	30	3	4:00.027	37.324	1:31.530	1:51.173	277.4	3:09:17.173
3	2	4:29.896 B	39.358	1:47.671	2:02.867	200.7	41:37.068	31	3	4:23.482	59.536	1:34.437	1:49.509	275.3	3:13:40.655
4	2	50:55.075	...	1:47.889	1:59.006	209.7	1:32:32.143	32	3	4:55.651	59.402	1:34.386	2:21.863	275.3	3:18:36.306
5	2	4:16.489 B	37.774	1:37.187	2:01.528	268.4	1:36:48.632	33	3	5:21.729 B	37.412	1:31.977	3:12.340	273.9	3:23:58.035
6	2	19:47.509 B	...	1:34.871	1:56.391	230.7	1:56:36.141	34	1	18:32.967	...	1:37.378	1:57.065	273.2	3:42:31.002
7	2	26:48.843	...	1:32.591	1:51.665	286.9	2:23:24.984	35	1	4:02.553	38.002	1:32.543	1:52.008	287.7	3:46:33.555
8	2	3:58.938	37.457	1:32.061	1:49.420	288.5	2:27:23.922	36	1	4:02.687	37.940	1:32.680	1:52.067	288.5	3:50:36.242
9	2	4:03.444 B	37.307	1:31.445	1:54.692	288.5	2:31:27.366	37	1	6:41.202	53.375	3:52.427	1:55.400	79.1	3:57:17.444
10	2	29:27.676	...	1:31.958	2:01.509	287.7	3:00:55.042	38	1	4:03.653	38.064	1:31.795	1:53.794	291.6	4:01:21.097
11	2	3:57.336	37.595	1:31.421	1:48.320	290.8	3:04:52.378	60 Iron Lynx Ferrari 488 GTE Evo 1. Claudio SCHIAVONI 3. Raffaele GIAMMARRIA LMGT E Am 2. Paolo RUBERTI							
12	2	4:04.198 B	38.053	1:31.191	1:54.954	287.7	3:08:56.576	1	2	39:57.588 B	...	1:37.292	2:02.506	237.8	39:57.588
13	1	7:32.962	3:53.174	1:41.658	1:58.130	278.1	3:16:29.538	2	2	10:24.100	6:58.097	1:33.369	1:52.634	249.8	50:21.688
14	1	4:31.551	38.894	1:33.229	2:19.428	285.4	3:21:01.089	3	2	3:57.641	37.702	1:30.945	1:48.994	294.0	54:19.329
15	1	9:28.764 B	39.247	4:17.452	4:32.065	79.0	3:30:29.853	4	2	4:02.626	37.146	1:30.905	1:54.575	292.4	58:21.955
16	1	11:28.821	7:59.190	1:35.623	1:54.008	283.2	3:41:58.674	5	2	3:59.591	37.737	1:31.892	1:49.962	292.4	1:02:21.546
17	1	4:03.674	39.010	1:33.401	1:51.263	285.4	3:46:02.348	6	2	4:00.619	37.297	1:31.261	1:52.061	294.8	1:06:22.165
18	1	4:02.680	38.043	1:32.963	1:51.674	290.0	3:50:05.028	7	2	4:00.457	39.136	1:31.766	1:49.555	293.2	1:10:22.622
19	1	6:46.294	41.154	4:08.862	1:56.278	79.0	3:56:51.322	8	2	4:16.788 B	37.213	1:32.997	2:06.578	293.2	1:14:39.410
20	1	4:00.038	37.837	1:31.837	1:50.364	288.5	4:00:51.360	9	3	7:58.062	4:27.076	1:35.324	1:55.662	288.5	1:22:37.472
57 Kessel Racing Ferrari 488 GTE Evo 1. Takeshi KIMURA 3. Mikkel JENSEN LMGT E Am 2. Scott ANDREWS								10 3 4:00.445 38.211 1:31.625 1:50.609 290.8 1:26:37.917							
1	3	6:37.494 B	2:53.532	1:36.317	2:07.645	285.4	6:37.494	11	3	4:01.856	37.864	1:31.878	1:52.114	292.4	1:30:39.773
2	3	18:56.178	...	1:34.168	1:53.796	286.2	25:33.672	12	3	3:59.269	37.607	1:31.559	1:50.103	292.4	1:34:39.042
3	3	4:07.754	38.113	1:34.176	1:55.465	258.8	29:41.426	13	3	3:57.834	37.181	1:30.678	1:49.975	291.6	1:38:36.876
4	3	3:59.568	37.223	1:31.797	1:50.548	269.1	33:40.994	14	3	3:57.406	37.247	1:30.876	1:49.283	291.6	1:42:34.282
5	3	4:08.314 B	37.034	1:31.821	1:59.459	275.3	37:49.308	15	3	3:58.584	37.346	1:31.204	1:50.034	292.4	1:46:32.866
6	1	17:03.524	...	1:38.482	1:57.202	246.4	54:52.832	16	3	4:15.018 B	37.960	1:37.230	1:59.828	236.2	1:50:47.884
7	1	4:09.055	39.390	1:34.384	1:55.281	287.7	59:01.887	17	3	4:29.813 B	59.806	1:32.400	1:57.607	274.6	1:55:17.697
8	1	4:04.596	38.661	1:33.665	1:52.270	286.2	1:03:06.483	18	1	27:37.401	...	1:34.716	1:56.811	287.7	2:22:55.098
9	1	4:03.057	38.146	1:32.735	1:52.176	289.3	1:07:09.540	19	1	4:17.573	42.782	1:38.508	1:56.283	279.5	2:27:12.671
10	1	4:01.814	38.126	1:32.524	1:51.164	288.5	1:11:11.354	20	1	4:07.343	39.307	1:34.645	1:53.391	289.3	2:31:20.014
11	1	4:02.100	37.953	1:32.455	1:51.692	288.5	1:15:13.454	21	1	5:46.480 B	41.675	1:38.158	3:26.647	264.5	2:37:06.494
12	1	4:02.298	37.969	1:32.968	1:51.361	287.7	1:19:15.752	22	1	25:01.298	...	1:33.594	1:51.872	289.3	3:02:07.792
13	1	4:11.351 B	38.004	1:32.892	2:00.455	287.7	1:23:27.103	23	1	4:00.361	37.998	1:31.594	1:50.769	291.6	3:06:08.153
14	2	6:46.657	3:18.399	1:34.875	1:53.383	273.2	1:30:13.760	24	1	4:24.342	55.531	1:34.821	1:53.990	289.3	3:10:32.495
15	2	4:03.405	38.250	1:33.471	1:51.684	274.6	1:34:17.165	25	1	4:27.367	1:00.526	1:34.310	1:52.531	288.5	3:14:59.862
16	2	4:00.699	37.712	1:32.540	1:50.447	273.9	1:38:17.864	26	1	4:52.263	38.618	1:35.452	2:38.193	288.5	3:19:52.125
17	2	3:59.739	37.422	1:32.308	1:50.009	277.4	1:42:17.603	27	1	7:36.738 B	39.859	2:24.010	4:32.869	275.3	3:27:28.863
18	2	4:01.085	37.773	1:33.103	1:50.209	272.5	1:46:18.688	28	1	16:18.454	...	1:45.050	1:59.882	210.9	3:43:47.317
19	2	4:11.998 B	37.962	1:36.508	1:57.528	275.3	1:50:30.686	29	1	4:18.327	39.850	1:34.478	2:03.999	290.0	3:48:05.644
20	2	4:52.839	1:28.033	1:32.481	1:52.325	277.4	1:55:23.525	30	1	5:49.047 B	39.574	1:33.978	3:35.495	290.8	3:53:54.691
21	2	3:59.840	37.492	1:32.331	1:50.017	277.4	1:59:23.365	63 Corvette Racing Chevrolet Corvette C8.R 1. Antonio GARCIA 3. Nicky CATSBURG LMGT E Pro 2. Jordan TAYLOR							





FIA WEC

Official Test - 89^e Edition des 24 Heures du Mans

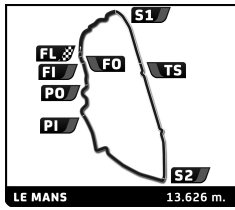
Free Practice 1 Test Day



Sector Analysis

Lap under Red Flag											Invalidated Lap	Personal Best	Session Best	B Crossing the pit lane	
Lap	D	Time	Sector 1	Sector 2	Sector 3	T. Spd	Elapsed	Lap	D	Time	Sector 1	Sector 2	Sector 3	T. Spd	Elapsed
1	1	6:16.759 B	2:16.627	1:49.654	2:10.478	199.2	6:16.759	22	2	3:57.147	37.259	1:31.024	1:48.864	293.2	1:50:47.921
2	1	7:19.081	3:44.834	1:38.117	1:56.130	247.0	13:35.840	23	2	3:55.580	37.162	1:30.667	1:47.751	293.2	1:54:43.501
3	1	4:05.888	38.446	1:34.181	1:53.261	281.7	17:41.728	24	2	3:55.788	37.077	1:30.744	1:47.967	291.6	1:58:39.289
4	1	4:01.950	37.664	1:32.934	1:51.352	290.8	21:43.678	25	2	5:34.281 B	37.025	1:30.607	3:26.649	291.6	2:04:13.570
5	1	3:59.715	37.215	1:32.158	1:50.342	290.8	25:43.393	26	2	12:22.348	9:00.190	1:32.304	1:49.854	288.5	2:16:35.918
6	1	3:58.540	37.086	1:31.699	1:49.755	291.6	29:41.933	27	2	3:56.803	37.020	1:31.142	1:48.641	289.3	2:20:32.721
7	1	4:13.508 B	39.476	1:33.573	2:00.459	274.6	33:55.441	28	2	3:56.993	36.879	1:30.671	1:49.443	292.4	2:24:29.714
8	2	7:21.023	3:53.752	1:34.532	1:52.739	283.2	41:16.464	29	2	3:55.993	36.889	1:30.684	1:48.420	290.8	2:28:25.707
9	2	4:04.558	38.085	1:32.762	1:53.711	290.0	45:21.022	30	2	5:03.643 B	37.454	1:30.329	2:55.860	292.4	2:33:29.350
10	2	4:29.391	1:05.777	1:32.568	1:51.046	291.6	49:50.413	65 Panis Racing Oreca 07 - Gibson LMP2							
11	2	3:59.892	37.558	1:31.808	1:50.526	290.8	53:50.305	1.Julien CANAL 3.James ALLEN							
12	2	4:00.410	37.333	1:31.995	1:51.082	288.5	57:50.715	2.William STEVENS							
13	2	4:05.500 B	37.364	1:31.665	1:56.471	291.6	1:01:56.215	1	2	5:08.147	1:27.526	1:44.206	1:56.415	213.4	5:08.147
14	3	11:30.875	8:00.106	1:35.427	1:55.342	275.3	1:13:27.090	2	2	4:03.009	38.889	1:30.439	1:53.681	251.0	9:11.156
15	3	4:03.031	37.849	1:33.345	1:51.837	287.7	1:17:30.121	3	2	4:01.401 B	37.338	1:28.470	1:55.593	264.5	13:12.557
16	3	4:02.433	38.005	1:33.183	1:51.245	261.3	1:21:32.554	4	2	27:20.273	...	1:28.225	1:44.364	283.2	40:32.830
17	3	3:58.700	37.386	1:31.302	1:50.012	293.2	1:25:31.254	5	2	3:41.336	34.421	1:24.387	1:42.528	311.8	44:14.166
18	3	3:58.537	37.549	1:31.040	1:49.948	292.4	1:29:29.791	6	2	4:09.043	1:03.489	1:24.845	1:40.709	312.7	48:23.209
19	3	4:07.345 B	37.351	1:30.744	1:59.250	294.0	1:33:37.136	7	2	3:38.683	34.117	1:23.701	1:40.865	313.6	52:01.892
20	1	11:58.909	8:18.579	1:39.601	2:00.729	276.0	1:45:36.045	8	2	3:39.482	34.363	1:23.094	1:42.025	311.8	55:41.374
21	1	4:00.331	37.002	1:30.730	1:52.599	290.8	1:49:36.376	9	2	3:47.296	33.834	1:23.736	1:49.726	312.7	59:28.670
22	1	3:58.895	36.936	1:30.574	1:51.385	290.0	1:53:35.271	10	2	3:35.196	33.498	1:22.822	1:38.876	311.8	1:03:03.866
23	1	4:01.653	37.629	1:30.838	1:53.186	292.4	1:57:36.924	11	2	3:44.076 B	33.521	1:22.812	1:47.743	311.8	1:06:47.942
24	1	4:05.387 B	36.886	1:30.646	1:57.855	290.0	2:01:42.311	12	1	24:48.876	...	1:27.227	1:45.339	303.9	1:31:36.818
25	1	16:12.723	...	1:32.963	1:49.111	283.9	2:17:55.034	13	1	3:40.365	34.679	1:24.283	1:41.403	311.8	1:35:17.183
26	1	3:56.867	37.124	1:31.135	1:48.608	290.8	2:21:51.901	14	1	3:39.953	34.434	1:24.157	1:41.362	311.8	1:38:57.136
27	1	4:03.314	37.026	1:31.518	1:54.770	294.0	2:25:55.215	15	1	3:42.493	34.476	1:25.149	1:42.868	310.9	1:42:39.629
28	1	3:58.201	37.404	1:32.008	1:48.789	288.5	2:29:53.416	16	1	3:46.464 B	34.518	1:24.387	1:47.559	303.9	1:46:26.093
29	1	3:55.932	36.887	1:30.894	1:48.151	289.3	2:33:49.348	17	1	12:21.596	9:13.455	1:26.253	1:41.888	306.5	1:58:47.689
64 Corvette Racing Chevrolet Corvette C8.R LMGTE Pro															
1.Tommy MILNER 2.Nicholas TANDY															
1	1	5:49.911 B	1:58.737	1:39.922	2:11.252	236.2	5:49.911	18	1	5:17.984 B	34.471	1:23.936	3:19.577	310.9	2:04:05.673
2	1	9:37.417	6:08.600	1:35.441	1:53.376	273.9	15:27.328	19	1	10:40.282	7:30.194	1:26.824	1:43.264	309.1	2:14:45.955
3	1	4:01.980	37.821	1:33.153	1:51.006	290.0	19:29.308	20	1	3:43.217	35.425	1:25.499	1:42.293	310.9	2:18:29.172
4	1	4:00.336	37.433	1:32.303	1:50.600	290.0	23:29.644	21	1	3:39.338	34.248	1:23.958	1:41.132	310.9	2:22:08.510
5	1	3:59.728	37.336	1:31.834	1:50.558	290.8	27:29.372	22	1	3:41.692	35.537	1:24.266	1:41.889	310.9	2:25:50.202
6	1	4:06.445 B	37.265	1:32.251	1:56.929	290.0	31:35.817	23	1	3:37.936	34.197	1:23.916	1:39.823	310.0	2:29:28.138
7	1	10:11.770	6:47.175	1:32.952	1:51.643	289.3	41:47.587	24	1	3:41.606	34.364	1:24.663	1:42.579	310.0	2:33:09.744
8	1	4:01.100	37.512	1:31.858	1:51.730	290.8	45:48.687	25	1	7:44.351 B	34.510	2:39.294	4:30.547	231.2	2:40:54.095
9	1	4:25.912	1:04.158	1:31.770	1:49.984	289.3	50:14.599	26	3	19:36.345	...	1:27.623	1:44.172	307.3	3:00:30.440
10	1	3:58.976	37.333	1:31.136	1:50.507	293.2	54:13.575	27	3	3:44.101	34.701	1:24.518	1:44.882	310.9	3:04:14.541
11	1	4:00.849	37.503	1:31.103	1:52.243	292.4	58:14.424	28	3	3:44.350	36.551	1:25.046	1:42.753	309.1	3:07:58.891
12	1	3:57.545	37.210	1:30.868	1:49.467	293.2	1:02:11.969	29	3	4:08.865	59.188	1:27.362	1:42.315	308.2	3:12:07.756
13	1	4:05.288 B	37.448	1:32.248	1:55.592	292.4	1:06:17.257	30	3	4:13.242	58.555	1:26.860	1:47.827	309.1	3:16:20.998
14	1	9:54.111	6:31.356	1:32.370	1:50.385	290.0	1:16:11.368	31	3	4:15.611	34.437	1:23.752	2:17.422	308.2	3:20:36.609
15	1	3:59.963	37.514	1:32.220	1:50.229	290.8	1:20:11.331	32	3	8:14.922 B	34.374	3:10.048	4:30.500	311.8	3:28:51.531
16	1	3:59.081	37.222	1:31.145	1:50.714	292.4	1:24:10.412	33	3	13:55.333	...	1:23.594	1:45.218	310.9	3:42:46.864
17	1	3:58.507	37.265	1:31.929	1:49.313	291.6	1:28:08.919	34	3	3:37.888	33.581	1:23.029	1:41.278	313.6	3:46:24.752
18	1	3:57.275	37.270	1:30.572	1:49.433	292.4	1:32:06.194	35	3	3:38.326	33.844	1:23.565	1:40.917	310.0	3:50:03.078
19	1	4:03.386 B	37.205	1:30.737	1:55.444	293.2	1:36:09.580	36	3	6:39.218	40.349	3:52.766	2:06.103	79.5	3:56:42.296
20	2	6:43.285	3:18.332	1:33.682	1:51.271	290.8	1:42:52.865	37	3	3:36.596	34.488	1:22.925	1:39.183	310.9	4:00:18.892
21	2	3:57.909	37.234	1:31.588	1:49.087	291.6	1:46:50.774	66 JMW Motorsport Ferrari 488 GTE Evo LMGTE Am							
1.Thomas NEUBAUER 3.Jody FANNIN															
2.Rodrigo SALES															
1	3	36:27.728 B	...	1:41.364	2:07.874	208.4	36:27.728								





FIA WEC

Official Test - 89^e Edition des 24 Heures du Mans

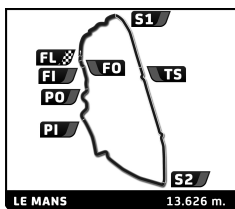
Free Practice 1 Test Day



Sector Analysis

		Lap under Red Flag					Invalidated Lap					Personal Best					Session Best					B Crossing the pit lane				
Lap	D	Time	Sector 1	Sector 2	Sector 3	T. Spd	Elapsed	Lap	D	Time	Sector 1	Sector 2	Sector 3	T. Spd	Elapsed	Lap	D	Time	Sector 1	Sector 2	Sector 3	T. Spd	Elapsed			
2	3	16:03.906	...	1:36.274	1:57.579	267.1	52:31.634	22	2	4:05.421	38.299	1:33.705	1:53.417	286.9	2:23:07.404											
3	3	4:08.037	38.803	1:34.845	1:54.389	283.2	56:39.671	23	2	4:07.518	39.091	1:34.495	1:53.932	286.2	2:27:14.922											
4	3	4:05.825	38.059	1:34.485	1:53.281	248.1	1:00:45.496	24	2	4:06.427	38.786	1:33.784	1:53.857	288.5	2:31:21.349											
5	3	4:03.774	37.755	1:33.631	1:52.388	281.0	1:04:49.270	25	2	5:38.324 B	40.902	1:33.874	3:23.548	287.7	2:36:59.673											
6	3	4:04.624	37.858	1:33.963	1:52.803	283.2	1:08:53.894	26	3	23:49.816	...	1:37.372	2:02.267	268.4	3:00:49.489											
7	3	4:06.826	38.290	1:34.715	1:53.821	283.2	1:13:00.720	27	3	4:17.533	41.474	1:36.346	1:59.713	286.2	3:05:07.022											
8	3	4:05.832	38.244	1:34.006	1:53.582	285.4	1:17:06.552	28	3	4:11.926	39.557	1:35.716	1:56.653	276.7	3:09:18.948											
9	3	4:13.248B	38.930	1:35.054	1:59.264	270.4	1:21:19.800	29	3	4:35.289	1:01.872	1:38.139	1:55.278	284.7	3:13:54.237											
10	1	6:58.073	3:23.320	1:39.884	1:54.869	283.2	1:28:17.873	30	3	5:07.540	1:01.416	1:37.742	2:28.382	283.2	3:19:01.777											
11	1	4:06.882	39.358	1:35.036	1:52.488	283.9	1:32:24.755	31	3	6:08.648 B	38.883	1:34.296	3:55.469	284.7	3:25:10.425											
12	1	4:04.684	39.129	1:34.052	1:51.503	286.2	1:36:29.439	32	3	17:10.223	...	1:34.898	1:54.732	285.4	3:42:20.648											
13	1	4:02.218	37.934	1:33.617	1:50.667	284.7	1:40:31.657	33	3	4:05.375	38.482	1:33.728	1:53.165	288.5	3:46:26.023											
14	1	4:01.259	37.510	1:33.095	1:50.654	285.4	1:44:32.916	34	3	4:05.557	38.045	1:34.123	1:53.389	287.7	3:50:31.580											
15	1	4:00.313	37.533	1:32.359	1:50.421	285.4	1:48:33.229	35	3	6:54.180B	52.362	3:56.084	2:05.734	79.0	3:57:25.760											
16	1	4:00.264	37.431	1:32.081	1:50.752	286.9	1:52:33.493	70 Realteam Racing					Oreca 07 - Gibson													
17	1	4:08.880B	38.154	1:32.487	1:58.239	286.9	1:56:42.373	1. Esteban GARCIA					LMP2 P/A													
18	2	10:20.515 B	3:29.136	2:16.826	4:34.553	283.2	2:07:02.888	2. Loic DUVAL																		
19	2	10:31.339	6:55.366	1:37.685	1:58.288	278.8	2:17:34.227	1	2	21:56.397	...	1:32.499	1:50.013	279.5	21:56.397											
20	2	4:13.307	39.772	1:34.823	1:58.712	286.2	2:21:47.534	2	2	3:58.471B	35.667	1:27.482	1:55.322	310.9	25:54.868											
21	2	4:10.948	39.125	1:35.521	1:56.302	286.2	2:25:58.482	3	2	12:01.320	8:52.312	1:26.338	1:42.670	310.9	37:56.188											
22	2	4:09.948	38.905	1:35.007	1:56.036	284.7	2:30:08.430	4	2	3:39.157	34.227	1:25.091	1:39.839	317.2	41:35.345											
23	2	4:11.280	38.688	1:37.879	1:54.713	283.2	2:34:19.710	5	2	3:39.452	33.739	1:23.816	1:41.897	311.8	45:14.797											
24	2	10:14.706 B	1:11.776	4:19.350	4:43.580	79.0	2:44:34.416	6	2	4:16.527	1:12.346	1:24.980	1:39.201	311.8	49:31.324											
25	2	42:38.934 B	...	2:16.561	4:30.903	269.1	3:27:13.350	7	2	3:37.390	33.976	1:24.701	1:38.713	311.8	53:08.714											
26	2	15:02.897	...	1:35.639	1:56.228	281.0	3:42:16.247	8	2	3:37.169	33.653	1:23.481	1:40.035	316.3	56:45.883											
27	2	4:08.642	39.396	1:34.314	1:54.932	283.2	3:46:24.889	9	2	3:46.563B	34.004	1:24.381	1:48.178	311.8	1:00:32.446											
28	2	4:05.601	38.740	1:33.961	1:52.900	286.9	3:50:30.490	10	1	10:36.255	7:11.966	1:30.866	1:53.423	296.4	1:11:08.701											
29	2	6:44.861	50.192	3:58.077	1:56.592	79.0	3:57:15.351	11	1	3:51.781	37.228	1:27.675	1:46.878	308.2	1:15:00.482											
30	2	4:32.533B	39.065	1:33.567	2:19.901	286.9	4:01:47.884	12	1	3:50.630	36.556	1:27.305	1:46.769	312.7	1:18:51.112											
69		Herberth Motorsport		Porsche 911 RSR - 19																						
		1. Robert RENAUER		3. Rolf INEICHEN		LMGTE Am																				
		2. Ralf BOHN																								
1	1	7:03.883	2:13.098	2:21.967	2:28.818	144.4	7:03.883	13	1	3:53.532	37.739	1:28.395	1:47.398	311.8	1:22:44.644											
2	1	4:53.935	43.739	1:57.784	2:12.412	154.3	11:57.818	14	1	3:51.078	37.722	1:27.333	1:46.023	311.8	1:26:35.722											
3	1	4:44.016B	40.741	1:45.781	2:17.494	174.5	16:41.834	15	1	3:48.157	36.540	1:26.112	1:45.505	310.9	1:30:23.879											
4	1	15:08.586	...	1:53.550	2:09.664	163.7	31:50.420	16	1	3:56.673B	35.847	1:26.613	1:54.213	311.8	1:34:20.552											
5	1	4:48.302B	40.488	1:50.436	2:17.378	168.8	36:38.722	17	1	11:38.263	8:23.312	1:28.567	1:46.384	308.2	1:45:58.815											
6	1	12:13.449B	8:27.220	1:38.903	2:07.326	207.2	48:52.171	18	1	4:02.973	38.144	1:33.403	1:51.426	297.2	1:50:01.788											
7	1	8:54.457B	5:03.825	1:36.591	2:14.041	249.3	57:46.628	19	1	3:49.526	36.576	1:27.375	1:45.575	285.4	1:53:51.314											
8	1	10:12.815	6:42.794	1:34.862	1:55.159	269.1	1:07:59.443	20	1	3:53.135	36.060	1:26.583	1:50.492	310.9	1:57:44.449											
9	1	4:06.836	38.261	1:33.842	1:54.733	286.9	1:12:06.279	21	1	4:47.810 B	38.148	1:28.505	2:41.157	310.9	2:02:32.259											
10	1	4:04.130	38.632	1:32.822	1:52.676	290.8	1:16:10.409	22	1	12:51.574	9:34.598	1:29.730	1:47.246	287.7	2:15:23.833											
11	1	4:05.842	38.076	1:34.103	1:53.663	290.0	1:20:16.251	23	1	3:53.960	38.545	1:28.293	1:47.122	310.9	2:19:17.793											
12	1	4:17.241B	39.608	1:34.017	2:03.616	289.3	1:24:33.492	24	1	3:50.817	36.659	1:27.716	1:46.442	282.5	2:23:08.610											
13	2	12:19.653	8:44.092	1:36.330	1:59.231	284.7	1:36:53.145	25	1	3:55.989	38.216	1:28.133	1:49.640	310.9	2:27:04.599											
14	2	4:12.200	39.844	1:34.822	1:57.534	284.7	1:41:05.345	26	1	3:57.605B	36.475	1:27.247	1:53.883	302.2	2:31:02.204											
15	2	4:10.327	39.274	1:34.977	1:56.076	286.9	1:45:15.672	27	2	29:11.767	...	1:28.753	1:43.090	255.1	3:00:13.971											
16	2	4:10.151	39.208	1:34.827	1:56.116	288.5	1:49:25.823	28	2	3:40.619	34.839	1:24.878	1:40.902	309.1	3:03:54.590											
17	2	4:10.342	39.262	1:34.786	1:56.294	284.7	1:53:36.165	29	2	3:48.853	35.456	1:24.441	1:48.956	313.6	3:07:43.443											
18	2	4:18.364B	39.488	1:34.159	2:04.717	286.9	1:57:54.529	30	2	4:05.421	58.527	1:26.829	1:40.065	310.9	3:11:48.864											
19	2	7:55.474 B	1:48.740	1:35.338	4:31.396	285.4	2:05:50.003	31	2	4:10.253	1:01.662	1:27.243	1:41.348	307.3	3:15:59.117											
20	2	9:06.196	5:32.996	1:36.955	1:56.245	285.4	2:14:56.199	32	2	4:23.207B	34.158	1:23.369	2:25.680	310.9	3:20:22.324											
21	2	4:05.784	38.598	1:33.358	1:53.828	286.9	2:19:01.983	33	2	19:57.145	...	1:26.109	1:40.462	306.5	3:40:19.469											
								34	2	3:35.004	33.738	1:23.212	1:38.054	305.6	3:43:54.473											
								35	2	3:44.243	33.835	1:23.252	1:47.156	309.1	3:47:38.716											
								36	2	3:41.530	33.757	1:22.534	1:45.239	312.7	3:51:20.246											





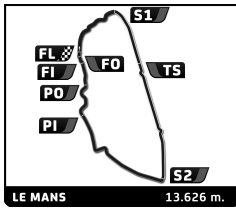
FIA WEC Official Test - 89^e Edition des 24 Heures du Mans Free Practice 1 Test Day



Sector Analysis

Table with columns: Lap, D, Time, Sector 1, Sector 2, Sector 3, T. Spd, Elapsed. Includes driver names and car models like Porsche 911 RSR and Ferrari 488 GTE Evo.





FIA WEC

Official Test - 89^e Edition des 24 Heures du Mans

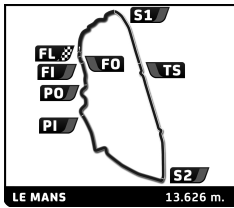
Free Practice 1 Test Day



Sector Analysis

Lap under Red Flag							Invalidated Lap		Personal Best		Session Best		B Crossing the pit lane		
Lap	D	Time	Sector 1	Sector 2	Sector 3	T. Spd	Elapsed	Lap	D	Time	Sector 1	Sector 2	Sector 3	T. Spd	Elapsed
19	3	3:42.145	35.139	1:25.152	1:41.854	314.5	3:04:49.110	7	1	6:40.669	3:02.059	1:38.886	1:59.724	254.5	1:12:32.809
20	3	3:42.972	36.134	1:25.105	1:41.733	311.8	3:08:32.082	8	1	4:11.195	40.052	1:36.188	1:54.955	264.5	1:16:44.004
21	3	4:11.013	1:00.338	1:29.446	1:41.229	308.2	3:12:43.095	9	1	4:09.543	38.938	1:34.688	1:55.917	284.7	1:20:53.547
22	3	4:16.889	58.908	1:27.491	1:50.490	311.8	3:16:59.984	10	1	4:08.092	39.089	1:34.653	1:54.350	287.7	1:25:01.639
23	3	4:08.448	35.262	1:23.923	2:09.263	310.9	3:21:08.432	11	1	4:06.391	38.647	1:34.160	1:53.584	286.9	1:29:08.030
24	3	9:26.575 B	39.914	4:17.507	4:29.154	80.1	3:30:35.007	12	1	4:12.070	39.552	1:34.453	1:58.065	286.2	1:33:20.100
25	2	11:41.944	8:15.504	1:32.443	1:53.997	294.0	3:42:16.951	13	1	4:11.392	40.148	1:34.449	1:56.795	286.2	1:37:31.492
26	2	3:56.390	38.003	1:28.794	1:49.593	310.0	3:46:13.341	14	1	4:08.410	39.098	1:34.152	1:55.160	286.9	1:41:39.902
27	2	4:01.786	36.751	1:28.270	1:56.765	308.2	3:50:15.127	15	1	4:15.619 B	39.461	1:33.254	2:02.904	287.7	1:45:55.521
28	2	6:58.865 B	41.241	4:12.238	2:05.386	77.7	3:57:13.992	16	3	7:11.665	3:42.161	1:33.740	1:55.764	286.9	1:53:07.186
85		Iron Lynx		3. Michelle GATTING		Ferrari 488 GTE Evo		88		Dempsey - Proton Racing		3. Lance ARNOLD		Porsche 911 RSR - 19	
		1. Rahel FREY				LMGTE Am				1. Julien ANDLAUER				LMGTE Am	
		2. Sarah BOVY								2. Dominique BASTIEN					
1	1	40:33.651 B	...	1:36.951	2:01.069	271.1	40:33.651	1	1	6:37.849	2:06.869	2:15.359	2:15.621	126.7	6:37.849
2	2	10:56.176	7:11.614	1:44.417	2:00.145	204.1	51:29.827	2	1	4:48.283 B	42.757	1:47.818	2:17.708	219.0	11:26.132
3	2	4:12.571	40.359	1:36.421	1:55.791	281.7	55:42.398	3	1	8:41.449	5:13.242	1:33.160	1:55.047	290.0	20:07.581
4	2	4:08.910	38.902	1:35.284	1:54.724	281.7	59:51.308	4	1	4:02.142	39.281	1:32.816	1:50.045	286.2	24:09.723
5	2	4:13.507 B	38.671	1:34.458	2:00.378	281.7	1:04:04.815	5	1	3:58.487	37.138	1:31.570	1:49.779	291.6	28:08.210
6	2	7:27.134	3:59.157	1:35.176	1:52.801	278.1	1:11:31.949	6	1	3:58.021	37.091	1:31.484	1:49.446	289.3	32:06.231
7	2	4:03.202	37.763	1:33.438	1:52.001	281.7	1:15:35.151	7	1	4:06.627 B	37.162	1:31.086	1:58.379	292.4	36:12.858
8	2	4:02.176	37.658	1:33.050	1:51.468	282.5	1:19:37.327	8	2	8:19.677	4:30.774	1:38.900	2:10.003	251.6	44:32.535
9	2	4:03.626	37.971	1:33.199	1:52.456	283.9	1:23:40.953	9	2	4:50.774	1:07.896	1:37.350	2:05.528	271.1	49:23.309
10	2	4:03.110	38.772	1:32.895	1:51.443	284.7	1:27:44.063	10	2	4:21.202	41.619	1:36.946	2:02.637	289.3	53:44.511
11	2	4:02.501	37.866	1:32.999	1:51.636	286.2	1:31:46.564	11	2	4:33.934	41.989	1:36.870	2:15.075	240.9	58:18.445
12	2	4:03.263	37.923	1:33.424	1:51.916	284.7	1:35:49.827	12	2	4:21.598	41.428	1:36.853	2:03.317	290.8	1:02:40.043
13	2	4:02.316	38.026	1:32.852	1:51.438	284.7	1:39:52.143	13	2	4:29.602 B	40.647	1:35.613	2:13.342	283.9	1:07:09.645
14	2	4:08.124 B	38.045	1:32.608	1:57.471	283.2	1:44:00.267	14	3	6:35.965	3:02.578	1:36.479	1:56.908	261.9	1:13:45.610
15	2	35:30.520	...	1:33.909	1:53.211	286.2	2:19:30.787	15	3	4:07.948	39.191	1:34.075	1:54.682	279.5	1:17:53.558
16	2	4:01.323	37.494	1:33.301	1:50.528	286.9	2:23:32.110	16	3	4:05.309	38.410	1:33.694	1:53.205	289.3	1:21:58.867
17	2	4:00.389	37.868	1:32.412	1:50.109	287.7	2:27:32.499	17	3	4:04.174	38.407	1:33.574	1:52.193	288.5	1:26:03.041
18	2	4:00.787	37.545	1:32.323	1:50.919	288.5	2:31:33.286	18	3	4:04.357	38.449	1:33.200	1:52.708	288.5	1:30:07.398
19	2	5:37.944 B	37.463	1:32.108	3:28.373	288.5	2:37:11.230	19	3	4:11.539 B	38.343	1:32.962	2:00.234	288.5	1:34:18.937
20	2	23:46.205	...	1:33.308	1:51.396	286.2	3:00:57.435	20	3	32:56.335 B	...	2:23.866	4:30.758	289.3	2:07:15.272
21	2	3:58.781	37.369	1:31.734	1:49.678	290.0	3:04:56.216	21	3	7:55.714	4:29.348	1:34.410	1:51.956	281.0	2:15:10.986
22	2	4:02.320	39.039	1:31.882	1:51.399	286.2	3:08:58.536	22	3	4:04.861	40.306	1:32.386	1:52.169	289.3	2:19:15.847
23	2	4:27.838	1:01.389	1:36.150	1:50.299	282.5	3:13:26.374	23	3	4:04.202	37.605	1:32.226	1:54.371	282.5	2:23:20.049
24	2	5:02.234	1:00.642	1:36.243	2:25.349	286.2	3:18:28.608	24	3	4:10.400 B	37.842	1:32.662	1:59.896	291.6	2:27:30.449
25	2	5:15.236 B	37.535	1:31.784	3:05.917	283.9	3:23:43.844	25	2	7:36.112 B	3:29.659	1:38.327	2:28.126	272.5	2:35:06.561
26	1	17:12.150	...	1:35.294	1:55.570	254.5	3:40:55.994	26	2	27:54.956	...	1:38.343	2:02.153	269.1	3:03:01.517
27	1	4:04.030	37.640	1:32.666	1:53.724	273.9	3:45:00.024	27	2	4:24.274	41.662	1:40.086	2:02.526	271.8	3:07:25.791
28	1	3:58.476	37.437	1:31.317	1:49.722	289.3	3:48:58.500	28	2	4:47.943	1:05.007	1:42.709	2:00.227	273.2	3:12:13.734
29	1	6:29.408	37.963	1:49.114	4:02.331	272.5	3:55:27.908	29	2	4:56.840	1:02.626	1:40.355	2:13.859	281.0	3:17:10.574
30	1	4:00.319	37.730	1:32.225	1:50.364	283.9	3:59:28.227	30	2	4:26.979	42.195	1:36.980	2:07.804	282.5	3:21:37.553
31	1	4:00.704	37.673	1:32.111	1:50.920	285.4	4:03:28.931	31	2	10:22.553 B	1:04.998	4:28.436	4:49.119	79.0	3:32:00.106
1	2	6:11.490 B	2:09.893	1:47.111	2:14.486	201.5	6:11.490	32	1	10:21.567	6:57.600	1:32.490	1:51.477	285.4	3:42:21.673
2	2	36:28.605 B	...	1:33.621	1:58.443	263.9	42:40.095	33	1	3:57.307	37.226	1:31.421	1:48.660	291.6	3:46:18.980
3	2	11:07.363	7:44.094	1:32.809	1:50.460	284.7	53:47.458	34	1	3:56.494	37.064	1:31.045	1:48.385	290.0	3:50:15.474
4	2	3:59.682	37.513	1:31.716	1:50.453	286.9	57:47.140	35	1	6:55.071 B	41.667	4:10.617	2:02.787	79.0	3:57:10.545
5	2	3:58.001	37.028	1:31.683	1:49.290	287.7	1:01:45.141								
6	2	4:06.999 B	38.405	1:32.081	1:56.513	286.9	1:05:52.140								
86		GR Racing		3. Tom GAMBLE		Porsche 911 RSR - 19									
		1. Michael WAINWRIGHT				LMGTE Am									
		2. Benjamin BARKER													





FIA WEC

Official Test - 89^e Edition des 24 Heures du Mans

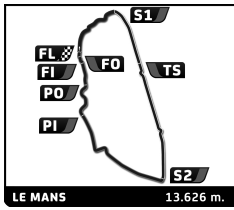
Free Practice 1 Test Day



Sector Analysis

Lap under Red Flag											Invalidated Lap	Personal Best	Session Best	B Crossing the pit lane	
Lap	D	Time	Sector 1	Sector 2	Sector 3	T. Spd	Elapsed	Lap	D	Time	Sector 1	Sector 2	Sector 3	T. Spd	Elapsed
91		Porsche GT Team		Porsche 911 RSR - 19		LMGTE Pro									
		1. Gianmaria BRUNI		3. Frédéric MAKOWIECKI											
		2. Richard LIETZ													
1	2	19:38.542	...	1:42.334	1:56.786	203.3	19:38.542	14	1	3:56.813	37.819	1:31.008	1:47.986	294.8	1:35:42.394
2	2	4:11.752 B	37.797	1:33.726	2:00.229	292.4	23:50.294	15	1	3:56.693	36.624	1:32.243	1:47.822	294.0	1:39:39.087
3	2	6:04.891	2:42.627	1:32.100	1:50.164	292.4	29:55.185	16	1	3:58.371	37.103	1:30.576	1:50.696	294.8	1:43:37.458
4	2	4:03.961 B	36.948	1:31.138	1:55.875	294.0	33:59.146	17	1	3:52.901	36.528	1:29.425	1:46.948	298.8	1:47:30.359
5	2	6:01.056	2:30.489	1:37.186	1:53.381	275.3	40:00.202	18	1	4:00.145 B	36.863	1:29.284	1:53.998	298.8	1:51:30.504
6	2	4:09.574	37.715	1:31.157	2:00.702	294.0	44:09.776	19	1	12:24.074 B	7:27.614	1:30.248	3:26.212	292.4	2:03:54.578
7	2	4:42.129 B	1:07.136	1:31.301	2:03.692	294.0	48:51.905	20	1	11:53.302	8:34.420	1:30.549	1:48.333	292.4	2:15:47.880
8	2	20:06.082	...	1:37.627	1:58.319	245.3	1:08:57.987	21	1	3:53.809	36.631	1:29.462	1:47.716	295.6	2:19:41.689
9	2	3:57.240	36.798	1:31.199	1:49.243	290.0	1:12:55.227	22	1	3:53.282	36.775	1:29.229	1:47.278	296.4	2:23:34.971
10	2	3:58.276	36.961	1:31.068	1:50.247	292.4	1:16:53.503	23	1	3:53.563	36.948	1:29.452	1:47.163	296.4	2:27:28.534
11	2	3:59.516	36.794	1:30.444	1:52.278	294.8	1:20:53.019	24	1	3:54.278	36.844	1:29.659	1:47.775	294.8	2:31:22.812
12	2	4:07.244 B	36.895	1:31.451	1:58.898	295.6	1:25:00.263	25	1	5:19.890 B	38.500	1:30.495	3:10.895	283.9	2:36:42.702
13	3	11:42.986	8:14.420	1:35.746	1:52.820	256.4	1:36:43.249	26	1	25:09.895	...	1:30.263	1:47.216	293.2	3:01:52.597
14	3	3:58.087	37.657	1:31.226	1:49.204	293.2	1:40:41.336	27	1	3:54.882	37.409	1:30.430	1:47.043	296.4	3:05:47.479
15	3	3:55.144	37.126	1:30.092	1:47.926	295.6	1:44:36.480	28	1	3:54.247	37.767	1:29.287	1:47.193	293.2	3:09:41.726
16	3	3:54.856	37.161	1:30.063	1:47.632	293.2	1:48:31.336	29	1	4:20.321	1:00.396	1:31.836	1:48.089	293.2	3:14:02.047
17	3	3:54.074	36.835	1:29.880	1:47.359	293.2	1:52:25.410	30	1	4:53.514	1:00.275	1:31.959	2:21.280	291.6	3:18:55.561
18	3	4:10.604 B	37.711	1:29.543	2:03.350	293.2	1:56:36.014	31	1	5:43.289 B	36.767	1:29.407	3:37.115	291.6	3:24:38.850
19	1	28:27.042	...	1:35.520	1:50.253	250.4	2:25:03.056	32	2	18:12.176	...	1:33.641	1:52.431	286.9	3:42:51.026
20	1	3:56.559	37.748	1:30.774	1:48.037	288.5	2:28:59.615	33	2	3:57.104	37.023	1:30.978	1:49.103	294.8	3:46:48.130
21	1	3:55.872	37.050	1:30.294	1:48.528	294.8	2:32:55.487	34	2	3:56.696	36.892	1:30.723	1:49.081	282.5	3:50:44.826
22	1	7:38.428 B	37.054	2:31.557	4:29.817	294.8	3:40:33.915	35	2	6:31.491	1:00.705	3:40.138	1:50.648	79.3	3:57:16.317
23	1	20:40.082	...	1:30.447	1:48.308	293.2	2:01:13.997	36	2	3:55.711	37.242	1:30.257	1:48.212	294.0	4:01:12.028
24	1	3:53.780	36.429	1:29.355	1:47.996	297.2	3:05:07.777								
25	1	3:57.209	39.135	1:30.597	1:47.477	293.2	3:09:04.986								
26	1	4:21.965	1:01.391	1:33.064	1:47.510	290.8	3:13:26.951								
27	1	4:56.035	1:01.075	1:33.200	2:21.760	291.6	3:18:22.986								
28	1	5:38.464 B	36.427	1:29.429	3:32.608	294.8	3:24:01.450								
29	1	17:22.951	...	1:30.586	1:47.495	289.3	3:41:24.401								
30	1	3:53.535	36.805	1:30.090	1:46.640	294.8	3:45:17.936								
31	1	3:53.818	37.360	1:29.580	1:46.878	295.6	3:49:11.754								
32	1	6:26.873	36.519	2:07.564	3:42.790	294.0	3:55:38.627								
33	1	3:52.904	36.407	1:29.438	1:47.059	292.4	3:59:31.531								
34	1	3:54.195	36.883	1:30.022	1:47.290	292.4	4:03:25.726								
95		TF Sport		Aston Martin Vantage AMR		LMGTE Am									
		1. John HARTSHORNE		3. Ross GUNN											
		2. Oliver HANCOCK													
1	3	7:58.638 B	4:01.444	1:54.206	2:02.988	206.8	7:58.638	14	1	3:56.813	37.819	1:31.008	1:47.986	294.8	1:35:42.394
2	3	27:23.145	...	1:33.523	1:51.019	284.7	35:21.783	15	1	3:56.693	36.624	1:32.243	1:47.822	294.0	1:39:39.087
3	3	3:59.023	37.411	1:31.157	1:50.455	293.2	39:20.806	16	1	3:58.371	37.103	1:30.576	1:50.696	294.8	1:43:37.458
4	3	4:00.196	37.215	1:30.955	1:52.026	290.8	43:21.002	17	1	3:52.901	36.528	1:29.425	1:46.948	298.8	1:47:30.359
5	3	4:39.722 B	1:06.191	1:32.072	2:01.459	292.4	48:00.724	18	1	4:00.145 B	36.863	1:29.284	1:53.998	298.8	1:51:30.504
6	1	9:19.924	5:36.690	1:39.253	2:03.981	247.6	57:20.648	19	1	12:24.074 B	7:27.614	1:30.248	3:26.212	292.4	2:03:54.578
7	1	4:21.463	41.128	1:38.392	2:01.943	286.9	1:01:42.111	20	1	11:53.302	8:34.420	1:30.549	1:48.333	292.4	2:15:47.880
8	1	4:19.082	41.918	1:36.357	2:00.807	285.4	1:06:01.193	21	1	3:53.809	36.631	1:29.462	1:47.716	295.6	2:19:41.689
9	1	4:16.107	40.948	1:36.419	1:58.740	288.5	1:10:17.300	22	1	3:53.282	36.775	1:29.229	1:47.278	296.4	2:23:34.971
10	1	4:17.789	40.503	1:35.919	2:01.367	289.3	1:14:35.089	23	1	3:53.563	36.948	1:29.452	1:47.163	296.4	2:27:28.534
11	1	4:13.208	40.446	1:35.023	1:57.739	271.1	1:18:48.297	24	1	3:54.278	36.844	1:29.659	1:47.775	294.8	2:31:22.812
12	1	4:16.403	40.198	1:35.415	2:00.790	291.6	1:23:04.700	25	1	5:19.890 B	38.500	1:30.495	3:10.895	283.9	2:36:42.702
13	1	4:18.408	40.432	1:37.398	2:00.578	292.4	1:27:23.108	26	1	25:09.895	...	1:30.263	1:47.216	293.2	3:01:52.597
14	1	4:19.291	42.655	1:35.265	2:01.371	290.0	1:31:42.399	27	1	3:54.882	37.409	1:30.430	1:47.043	296.4	3:05:47.479
15	1	4:25.318 B	40.757	1:37.040	2:07.521	271.8	1:36:07.717	28	1	3:54.247	37.767	1:29.287	1:47.193	293.2	3:09:41.726
16	2	7:13.694	3:39.477	1:37.348	1:56.869	288.5	1:43:21.411	29	1	4:20.321	1:00.396	1:31.836	1:48.089	293.2	3:14:02.047
17	2	4:08.291	39.664	1:35.066	1:53.561	256.4	1:47:29.702	30	1	4:53.514	1:00.275	1:31.959	2:21.280	291.6	3:18:55.561
18	2	4:04.641	38.979	1:33.092	1:52.570	292.4	1:51:34.343	31	1	5:43.289 B	36.767	1:29.407	3:37.115	291.6	3:24:38.850
19	2	4:02.927	38.152	1:33.019	1:51.756	290.0	1:55:37.270	32	2	18:12.176	...	1:33.641	1:52.431	286.9	3:42:51.026
20	2	4:01.508	37.881	1:32.013	1:51.614	290.8	1:59:38.778	33	2	3:57.104	37.023	1:30.978	1:49.103	294.8	3:46:48.130
21	2	7:27.999 B	38.357	2:18.411	4:31.231	292.4	2:07:06.777	34	2	3:56.696	36.892	1:30.723	1:49.081	282.5	3:50:44.826
22	2	13:49.698	...	1:35.270	1:54.533	269.1	2:20:56.475	35	2	6:31.491	1:00.705	3:40.138	1:50.648	79.3	3:57:16.317
23	2	4:05.976	38.843	1:33.210	1:53.923	267.8	2:25:02.451	36	2	3:55.711	37.242	1:30.257	1:48.212	294.0	4:01:12.028
24	2	4:00.653	38.064	1:32.462	1:50.127	257.6	2:29:03.104								
25	2	4:02.285	37.778	1:31.191	1:53.316	294.0	2:33:05.389								
26	2	8:19.386 B	37.629	3:11.117	4:30.640	205.3	2:41:24.775								
27	1	20:21.462	...	1:37.819	1:56.943	279.5	3:01:46.237								





FIA WEC

Official Test - 89^e Edition des 24 Heures du Mans

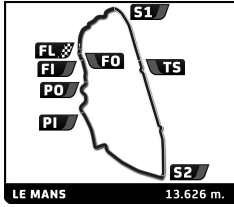
Free Practice 1 Test Day



Sector Analysis

Lap under Red Flag												Invalidated Lap	Personal Best	Session Best	B Crossing the pit lane
Lap	D	Time	Sector 1	Sector 2	Sector 3	T. Spd	Elapsed	Lap	D	Time	Sector 1	Sector 2	Sector 3	T. Spd	Elapsed
28	1	4:11.997	39.752	1:36.008	1:56.237	289.3	3:05:58.234	8	1	4:38.804 B	1:06.377	1:35.443	1:56.984	289.3	47:20.146
29	1	4:23.332	48.181	1:39.513	1:55.638	279.5	3:10:21.566	9	1	11:11.206	7:45.467	1:33.461	1:52.278	290.0	58:31.352
30	1	4:36.332	1:01.483	1:37.694	1:57.155	287.7	3:14:57.898	10	1	4:01.424	37.412	1:32.384	1:51.628	290.0	1:02:32.776
31	1	4:52.574	40.041	1:35.284	2:37.249	281.7	3:19:50.472	11	1	4:00.173	37.951	1:31.923	1:50.299	290.0	1:06:32.949
98 Aston Martin Racing <small>Aston Martin Vantage AMR</small> 1. Paul DALLA LANA <small>3. Marcos GOMES</small> <small>LMGTE Am</small> 2. Nicki THIMM															
1	2	18:26.948	...	1:36.208	1:52.499	245.9	18:26.948	12	1	3:59.096	37.478	1:31.532	1:50.086	290.8	1:10:32.045
2	2	3:58.773	37.346	1:32.040	1:49.387	289.3	22:25.721	13	1	4:00.583	37.732	1:31.858	1:50.993	290.8	1:14:32.628
3	2	3:57.095	36.809	1:31.282	1:49.004	290.8	26:22.816	14	1	4:00.671	37.551	1:31.946	1:51.174	290.0	1:18:33.299
4	2	4:07.454 B	37.293	1:32.343	1:57.818	290.0	30:30.270	15	1	3:58.760	37.278	1:31.948	1:49.534	289.3	1:22:32.059
5	1	8:54.271	5:22.940	1:35.355	1:55.976	287.7	39:24.541	16	1	3:58.422	37.284	1:31.784	1:49.358	288.5	1:26:30.485
6	1	4:06.683	39.225	1:33.546	1:53.912	291.6	43:31.224	17	1	3:57.722	37.139	1:31.505	1:49.078	289.3	1:30:28.207
7	1	4:28.617	1:05.300	1:32.388	1:50.929	290.0	47:59.841	18	1	4:04.115 B	37.350	1:31.547	1:55.218	290.0	1:34:32.322
8	1	4:00.855	37.484	1:32.020	1:51.351	291.6	52:00.696	19	3	18:53.850	...	1:36.252	1:57.431	286.9	1:53:26.172
9	1	4:00.830	37.849	1:31.678	1:51.303	290.8	56:01.526	20	3	4:06.249	39.079	1:34.282	1:52.888	288.5	1:57:32.421
10	1	3:59.895	37.626	1:31.503	1:50.766	290.8	1:00:01.421	21	3	4:16.261 B	37.816	1:32.422	2:06.023	287.7	2:01:48.682
11	1	3:59.201	37.302	1:31.554	1:50.345	293.2	1:04:00.622	22	3	12:51.431	9:21.657	1:35.427	1:54.347	242.0	2:14:40.113
12	1	4:05.338 B	37.439	1:31.269	1:56.630	291.6	1:08:05.960	23	3	4:02.234	38.237	1:32.879	1:51.118	288.5	2:18:42.347
13	1	35:07.011	...	1:35.639	1:53.931	274.6	1:43:12.971	24	3	4:02.889	40.001	1:32.557	1:50.331	288.5	2:22:45.236
14	1	3:59.879	37.799	1:31.955	1:50.125	292.4	1:47:12.850	25	3	3:58.515	37.426	1:31.760	1:49.329	289.3	2:26:43.751
15	1	3:57.989	37.327	1:31.218	1:49.444	293.2	1:51:10.839	26	3	4:03.475	37.754	1:33.221	1:52.500	289.3	2:30:47.226
16	1	3:58.079	37.447	1:30.870	1:49.762	294.0	1:55:08.918	27	3	4:20.867 B	37.239	1:31.296	2:12.332	290.8	2:35:08.093
17	1	4:00.785	38.252	1:32.439	1:50.094	290.8	1:59:09.703	28	3	26:12.518	...	1:33.321	1:50.757	289.3	3:01:20.611
18	1	6:41.391 B	37.138	1:32.114	4:32.139	294.0	2:05:51.094	29	3	4:08.196 B	37.332	1:31.207	1:59.657	290.0	3:05:28.807
19	1	11:07.030	7:40.206	1:35.017	1:51.807	283.9	2:16:58.124	30	2	12:23.938	8:27.214	1:40.805	2:15.919	273.2	3:17:52.745
20	1	3:58.941	37.083	1:31.662	1:50.196	292.4	2:20:57.065	31	2	4:41.731 B	41.250	1:34.935	2:25.546	287.7	3:22:34.476
21	1	4:00.914	38.455	1:32.431	1:50.028	291.6	2:24:57.979	32	2	18:35.088	...	1:34.970	1:54.465	286.9	3:41:09.564
22	1	3:59.984	38.306	1:31.771	1:49.907	293.2	2:28:57.963	33	2	4:06.297	38.763	1:34.518	1:53.016	286.9	3:45:15.861
23	1	3:59.090	37.377	1:31.206	1:50.507	292.4	2:32:57.053	34	2	4:05.384	39.465	1:33.953	1:51.966	288.5	3:49:21.245
24	1	7:44.378 B	37.891	2:35.495	4:30.992	293.2	2:40:41.431	35	2	6:43.308	40.475	2:24.722	3:38.111	286.9	3:56:04.553
25	3	21:03.376	...	1:36.066	2:02.392	256.4	3:01:44.807	36	2	4:03.264	38.557	1:32.670	1:52.037	287.7	4:00:07.817
26	3	4:02.430	38.371	1:32.174	1:51.885	290.0	3:05:47.237	388 Rinaldi Racing <small>Ferrari 488 GTE Evo</small> 1. Pierre EHRET <small>3. Jeroen BLEEKEMOLEN</small> <small>LMGTE Am</small> 2. Christian HOOK							
27	3	4:04.961	38.530	1:35.898	1:50.533	284.7	3:09:52.198	1	3	29:37.477	...	1:34.793	1:51.880	277.4	29:37.477
28	3	4:26.904	1:02.255	1:34.788	1:49.861	287.7	3:14:19.102	2	3	4:15.375 B	37.840	1:33.218	2:04.317	287.7	33:52.852
29	3	4:51.206	52.643	1:32.862	2:25.701	289.3	3:19:10.308	3	1	9:59.872	6:15.000	1:38.960	2:05.912	272.5	43:52.724
30	3	6:12.557 B	37.654	1:31.492	4:03.411	290.8	3:25:22.865	4	1	4:40.122	1:08.873	1:35.366	1:55.883	283.9	48:32.846
31	3	15:50.582	...	1:32.296	1:51.031	289.3	3:41:13.447	5	1	4:09.908	39.889	1:34.508	1:55.511	290.8	52:42.754
32	3	3:56.741	36.995	1:31.197	1:48.549	291.6	3:45:10.188	6	1	4:05.902	39.242	1:33.482	1:53.178	290.0	56:48.656
33	3	3:56.541	36.911	1:31.065	1:48.565	292.4	3:49:06.729	7	1	4:05.087	38.758	1:33.047	1:53.282	288.5	1:00:53.743
34	3	6:31.182	37.018	2:08.957	3:45.207	293.2	3:55:37.911	8	1	4:03.829	38.822	1:32.809	1:52.198	288.5	1:04:57.572
35	3	3:59.567	40.002	1:31.025	1:48.540	290.8	3:59:37.478	9	1	4:03.369	38.624	1:32.566	1:52.179	288.5	1:09:00.941
36	3	3:55.710	36.738	1:30.538	1:48.434	292.4	4:03:33.188	10	1	4:20.906 B	41.391	1:34.994	2:04.521	289.3	1:13:21.847
99 Proton Competition <small>Porsche 911 RSR - 19</small> 1. Harry TINCKNELL <small>3. Florian LATORRE</small> <small>LMGTE Am</small> 2. Vuttiikhorn INTIRAPHUVA															
1	1	5:40.233 B	1:53.505	1:39.584	2:07.144	277.4	5:40.233	11	2	7:16.860	3:38.355	1:36.195	2:02.310	290.0	1:20:38.707
2	1	10:05.649	6:31.656	1:36.432	1:57.561	287.7	15:45.882	12	2	4:16.332	40.593	1:35.516	2:00.223	289.3	1:24:55.039
3	1	4:07.915	39.201	1:34.622	1:54.092	289.3	19:53.797	13	2	4:12.588	40.273	1:34.828	1:57.487	290.0	1:29:07.627
4	1	4:10.179 B	38.052	1:33.336	1:58.791	289.3	24:03.976	14	2	4:12.053	39.430	1:34.496	1:58.127	286.9	1:33:19.680
5	1	10:32.798	7:05.890	1:34.301	1:52.607	288.5	34:36.774	15	2	4:11.377	40.129	1:34.094	1:57.154	288.5	1:37:31.057
6	1	4:01.730	37.839	1:32.432	1:51.459	290.8	38:38.504	16	2	4:08.245	39.111	1:33.928	1:55.206	289.3	1:41:39.302
7	1	4:02.838	37.458	1:32.676	1:52.704	292.4	42:41.342	17	2	4:08.139	38.831	1:33.740	1:55.568	288.5	1:45:47.441
18 2 4:24.662 B 38.934 1:36.495 2:09.233 287.7 1:50:12.103 19 3 5:48.734 2:25.703 1:32.563 1:50.468 287.7 1:56:00.837 20 3 3:59.633 37.475 1:31.708 1:50.450 288.5 2:00:00.470 21 3 7:36.759 B 37.153 2:57.754 4:01.852 289.3 2:07:37.229															





FIA WEC

Official Test - 89^e Edition des 24 Heures du Mans

Free Practice 1 Test Day



Sector Analysis

Lap under Red Flag Invalidated Lap Personal Best Session Best B Crossing the pit lane

Lap	D	Time	Sector 1	Sector 2	Sector 3	T. Spd	Elapsed	Lap	D	Time	Sector 1	Sector 2	Sector 3	T. Spd	Elapsed
22	3	9:57.181	6:30.650	1:34.922	1:51.609	283.9	2:17:34.410	13	3	3:41.159	34.564	1:23.367	1:43.228	328.8	2:27:01.810
23	3	3:57.737	37.197	1:31.367	1:49.173	286.2	2:21:32.147	14	3	3:36.113	34.186	1:22.092	1:39.835	325.8	2:30:37.923
24	3	4:15.201 B	37.084	1:31.368	2:06.749	291.6	2:25:47.348	15	3	3:47.626 B	33.973	1:22.008	1:51.645	328.8	2:34:25.549
25	1	38:08.803	...	1:35.153	1:56.159	286.2	3:03:56.151	16	1	27:16.289	...	1:37.416	1:58.401	244.8	3:01:41.838
26	1	4:06.076	39.221	1:33.563	1:53.292	285.4	3:08:02.227	17	1	3:49.978	37.015	1:26.087	1:46.876	321.0	3:05:31.816
27	1	4:41.322 B	1:02.635	1:35.420	2:03.267	287.7	3:12:43.549	18	1	3:47.609	37.295	1:23.731	1:46.583	325.8	3:09:19.425
28	1	6:09.036	2:06.667	1:34.770	2:27.599	284.7	3:18:52.585	19	1	4:10.370	58.706	1:27.178	1:44.486	325.8	3:13:29.795
29	1	5:42.844 B	38.771	1:33.262	3:30.811	289.3	3:24:35.429	20	1	4:38.868	59.399	1:26.530	2:12.939	323.9	3:18:08.663
30	1	17:15.193	...	1:32.984	1:53.609	288.5	3:41:50.622	21	1	3:55.382 B	36.828	1:23.854	1:54.700	324.9	3:22:04.045
31	1	4:02.848	38.376	1:32.352	1:52.120	289.3	3:45:53.470	22	1	19:45.666	...	1:25.663	1:46.437	315.4	3:41:49.711
32	1	4:02.018	38.463	1:31.725	1:51.830	293.2	3:49:55.488	23	1	3:39.710	35.545	1:22.802	1:41.363	325.8	3:45:29.421
33	1	6:56.817	47.573	3:49.423	2:19.821	79.3	3:56:52.305	24	1	3:37.683	34.499	1:21.576	1:41.608	330.8	3:49:07.104
34	1	4:02.420	38.462	1:32.417	1:51.541	288.5	4:00:54.725	25	1	6:12.868	34.493	1:22.436	4:15.939	329.8	3:55:19.972
26	1	3:43.451	37.243	1:23.246	1:42.962	322.9	3:59:03.423	26	1	3:43.881 B	34.137	1:21.386	1:48.358	324.9	4:02:47.304

708 Glickenhaus Racing Glickenhaus 007 LMH
 1. Luis Felipe DERANI 3. Olivier PLA HYPERCAR
 2. Franck MAILLEUX 4. Gustavo MENEZES

1	3	23:13.149 B	...	1:39.169	2:00.199	203.7	23:13.149
2	3	21:55.660	...	1:31.179	1:48.782	271.1	45:08.809
3	3	4:15.000	1:07.535	1:25.212	1:42.253	304.7	49:23.809
4	3	3:36.873	34.457	1:22.537	1:39.879	326.8	53:00.682
5	3	3:37.523	34.871	1:21.967	1:40.685	326.8	56:38.205
6	3	3:41.569 B	33.498	1:22.022	1:46.049	326.8	1:00:19.774
7	3	45:12.599	...	1:24.310	1:48.286	295.6	1:45:32.373
8	3	3:37.728	33.764	1:24.259	1:39.705	328.8	1:49:10.101
9	3	3:34.373	33.703	1:22.303	1:38.367	307.3	1:52:44.474
10	3	3:31.920	33.459	1:21.252	1:37.209	329.8	1:56:16.394
11	3	3:45.887 B	33.716	1:21.881	1:50.290	319.1	2:00:02.281
12	2	21:01.174	...	1:28.422	1:46.946	266.5	2:21:03.455
13	2	3:44.217	35.349	1:26.204	1:42.664	295.6	2:24:47.672
14	2	3:37.313	34.186	1:23.011	1:40.116	324.9	2:28:24.985
15	2	3:36.515	33.911	1:22.773	1:39.831	323.9	2:32:01.500
16	2	5:37.329 B	33.638	1:21.836	3:41.855	324.9	2:37:38.829
17	2	22:28.943	...	1:26.353	1:42.018	235.7	3:00:07.772
18	2	3:37.105	34.084	1:21.772	1:41.249	325.8	3:03:44.877
19	2	3:41.089	36.082	1:23.349	1:41.658	278.1	3:07:25.966
20	2	4:05.061	1:01.433	1:24.252	1:39.376	325.8	3:11:31.027
21	2	4:03.233	58.963	1:23.686	1:40.584	326.8	3:15:34.260
22	2	4:26.499 B	33.865	1:21.354	2:31.280	325.8	3:20:00.759

709 Glickenhaus Racing Glickenhaus 007 LMH
 1. Ryan BRISCOE 3. Romain DUMAS HYPERCAR
 2. Richard WESTBROOK 4. Gustavo MENEZES

1	3	25:53.868 B	...	1:48.275	1:58.999	177.3	25:53.868
2	3	25:27.989	...	1:29.981	1:48.313	258.2	51:21.857
3	3	3:43.009	35.868	1:24.599	1:42.542	302.2	55:04.866
4	3	3:37.326	34.184	1:22.776	1:40.366	328.8	58:42.192
5	3	3:38.012	33.596	1:22.868	1:41.548	329.8	1:02:20.204
6	3	3:48.648 B	34.488	1:24.999	1:49.161	324.9	1:06:08.852
7	3	18:13.141	...	1:26.433	1:47.304	321.0	1:24:21.993
8	3	3:37.125	34.198	1:22.974	1:39.953	329.8	1:27:59.118
9	3	3:49.866 B	33.691	1:22.011	1:54.164	328.8	1:31:48.984
10	3	35:15.937 B	...	2:10.351	4:34.805	283.2	2:07:04.921
11	3	12:32.253	8:52.675	1:32.414	2:07.164	260.0	2:19:37.174
12	3	3:43.477	36.540	1:25.000	1:41.937	326.8	2:23:20.651

777 D'Station Racing Aston Martin Vantage AMR
 1. Satoshi HOSHINO 3. Andrew WATSON LMGT E Am
 2. Tomonobu FUJII

1	3	8:02.011 B	4:23.999	1:36.997	2:01.015	282.5	8:02.011
2	3	31:32.861	...	1:34.879	1:52.302	285.4	39:34.872
3	3	4:02.205	37.441	1:31.721	1:53.043	293.2	43:37.077
4	3	4:28.807	1:05.733	1:31.890	1:51.184	271.1	48:05.884
5	3	4:08.131 B	36.911	1:30.713	2:00.507	294.8	52:14.015
6	2	13:13.844	9:38.309	1:38.080	1:57.455	249.3	1:05:27.859
7	2	4:02.011	38.330	1:32.411	1:51.270	289.3	1:09:29.870
8	2	4:01.830	38.655	1:32.290	1:50.885	290.8	1:13:31.700
9	2	3:58.826	37.261	1:31.594	1:49.971	293.2	1:17:30.526
10	2	3:59.636	38.032	1:31.431	1:50.173	289.3	1:21:30.162
11	2	3:57.589	37.344	1:31.195	1:49.050	290.8	1:25:27.751
12	2	3:57.543	37.926	1:30.860	1:48.757	290.8	1:29:25.294
13	2	3:56.945	37.474	1:30.721	1:48.750	291.6	1:33:22.239
14	2	4:03.789	38.915	1:33.239	1:51.635	281.0	1:37:26.028
15	2	4:10.232 B	37.861	1:31.771	2:00.600	291.6	1:41:36.260
16	1	6:00.782	2:30.936	1:36.335	1:53.511	291.6	1:47:37.042
17	1	4:03.471	38.026	1:32.649	1:52.796	292.4	1:51:40.513
18	1	4:05.625	39.004	1:33.201	1:53.420	290.8	1:55:46.138
19	1	4:01.980	38.095	1:32.677	1:51.208	294.0	1:59:48.118
20	1	7:43.201 B	38.182	2:34.055	4:30.964	290.8	2:07:31.319
21	1	10:08.731	6:43.979	1:33.800	1:50.952	286.9	2:17:40.050
22	1	4:05.805	38.522	1:32.184	1:55.099	293.2	2:21:45.855
23	1	4:03.281	38.330	1:33.124	1:51.827	289.3	2:25:49.136
24	1	4:38.614	38.413	1:33.472	2:26.729	289.3	2:30:27.750
25	1	4:24.322 B	41.104	1:33.707	2:09.511	290.0	2:34:52.072
26	1	36:35.678	...	1:38.091	1:53.173	283.9	3:11:27.750
27	1	9:17.058 B	1:01.477	1:35.447	6:40.134	286.2	3:20:44.808

