

FIA WEC

89^e Edition des 24 Heures du Mans

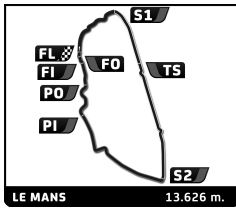
Qualifying Practice



Sector Analysis

Lap under Red Flag Invalidated Lap Personal Best Session Best Crossing the pit lane

Lap	D	Time	Sector 1	Sector 2	Sector 3	T. Spd	Elapsed	Lap	D	Time	Sector 1	Sector 2	Sector 3	T. Spd	Elapsed
1	Richard Mille Racing Team 1. Tatiana CALDERON 3. Beitske VISSER 2. Sophia FLOERSCH							Oreca 07 - Gibson LMP2							
1	2	3:56.910	44.089	1:26.572	1:46.249	290.0	3:56.910	1	2	4:19.425	57.648	1:28.325	1:53.452	281.0	4:19.425
2	2	3:32.598	33.758	1:22.101	1:36.739	312.7	7:29.508	2	2	3:32.294	33.437	1:22.047	1:36.810	316.3	7:51.719
3	2	7:17.305 B	34.019	2:12.609	4:30.677	311.8	14:46.813	3	2	8:04.365 B	33.570	3:03.559	4:27.236	287.7	15:56.084
4	2	7:46.912	4:30.821	1:24.975	1:51.116	308.2	22:33.725	4	2	5:38.090	2:27.548	1:28.664	1:41.878	275.3	21:34.174
5	2	3:35.139	34.161	1:22.197	1:38.781	313.6	26:08.864	5	2	3:30.227	33.149	1:21.229	1:35.849	317.2	25:04.401
6	2	4:05.540	1:00.304	1:26.224	1:39.012	310.9	30:14.404	6	2	4:11.411 B	58.892	1:26.960	1:45.559	278.8	29:15.812
7	2	3:39.720 B	33.520	1:21.821	1:44.379	312.7	33:54.124	7	2	5:16.051	2:16.254	1:22.180	1:37.617	314.5	34:31.863
8	2	7:34.940	4:10.992	1:25.910	1:58.038	310.0	41:29.064	8	2	3:33.376	33.471	1:21.509	1:38.396	319.1	38:05.239
9	2	3:34.916	33.422	1:21.808	1:39.686	314.5	45:03.980	9	2	3:36.850	33.819	1:22.233	1:40.798	317.2	41:42.089
10	2	4:31.498	1:14.102	1:29.205	1:48.191	311.8	49:35.478	10	2	3:32.044	33.051	1:21.094	1:37.899	316.3	45:14.133
11	2	3:32.382	33.489	1:21.906	1:36.987	312.7	53:07.860	11	2	4:21.153 B	1:11.718	1:23.650	1:45.785	309.1	49:35.286
12	2	3:46.284 B	34.448	1:23.445	1:48.391	317.2	56:54.144	12	2	5:06.205	1:57.069	1:22.718	1:46.418	314.5	54:41.491
7	Toyota Gazoo Racing 1. Mike CONWAY 3. Jose Maria LOPEZ 2. Kamui KOBAYASHI							Toyota GR010 HYBRID HYPERCAR H							
1	2	3:49.498	49.171	1:21.875	1:38.452	321.0	3:49.498	1	2	4:40.427	1:12.856	1:30.899	1:56.672	293.2	4:40.427
2	2	3:26.279	32.609	1:19.434	1:34.236	322.9	7:15.777	2	2	4:01.770 B	37.076	1:29.444	1:55.250	292.4	8:42.197
3	2	6:47.562 B	32.956	1:43.989	4:30.617	291.6	14:03.339	3	2	12:24.675	9:02.003	1:32.104	1:50.568	283.2	21:06.872
4	1	6:01.026	3:00.485	1:23.149	1:37.392	291.6	20:04.365	4	2	3:51.180	36.377	1:29.406	1:45.397	292.4	24:58.052
5	1	3:30.013	33.073	1:20.881	1:36.059	322.9	23:34.378	5	2	4:27.734 B	1:02.035	1:33.112	1:52.587	287.7	29:25.786
6	1	3:32.281	33.419	1:22.550	1:36.312	293.2	27:06.659	6	2	7:04.926	3:46.770	1:30.213	1:47.943	288.5	36:30.712
7	1	3:57.485	58.151	1:23.040	1:36.294	321.0	31:04.144	7	2	3:50.383	36.490	1:28.890	1:45.003	293.2	40:21.095
8	1	3:30.240	33.700	1:20.865	1:35.675	322.9	34:34.384	8	2	3:50.016	36.249	1:28.629	1:45.138	294.8	44:11.111
9	1	3:30.237	33.060	1:20.402	1:36.775	322.0	38:04.621	9	2	4:07.691 B	37.895	1:33.838	1:55.958	272.5	48:18.802
10	1	3:35.796 B	33.020	1:20.528	1:42.248	322.0	41:40.417	10	2	6:48.363	3:28.332	1:31.467	1:48.564	286.9	55:07.165
11	3	4:58.064	1:57.428	1:21.141	1:39.495	323.9	46:38.481	11	2	4:02.343	37.301	1:31.516	1:54.526	283.2	59:10.508
12	3	4:00.947	1:03.550	1:21.245	1:36.152	301.3	50:39.428	12	2	4:02.004 B	36.721	1:29.279	1:56.004	293.2	1:03:12.512
13	3	3:28.711	33.183	1:19.631	1:35.897	324.9	54:08.139								
14	3	3:27.658	32.882	1:19.681	1:35.095	322.0	57:35.797								
15	3	3:28.877	32.877	1:19.304	1:36.696	324.9	1:01:04.674								
8	Toyota Gazoo Racing 1. Sébastien BUEMI 3. Brendon HARTLEY 2. Kazuki NAKAJIMA							Toyota GR010 HYBRID HYPERCAR H							
1	3	3:59.471	51.411	1:23.319	1:44.741	297.2	3:59.471	1	2	6:38.037	3:25.372	1:25.447	1:47.218	311.8	6:38.037
2	3	3:27.671	33.091	1:19.838	1:34.742	322.9	7:27.142	2	2	5:27.191 B	33.198	1:21.522	3:32.471	317.2	12:05.228
3	3	7:13.119 B	33.004	2:09.650	4:30.465	295.6	14:40.261	3	2	7:27.766	4:21.273	1:25.610	1:40.883	311.8	19:32.994
4	1	5:44.878	2:42.022	1:22.810	1:40.046	319.1	20:25.139	4	2	3:35.634	33.298	1:21.743	1:40.593	319.1	23:08.628
5	1	3:33.110	35.467	1:21.531	1:36.112	315.4	23:58.249	5	2	3:31.007	33.313	1:21.494	1:36.200	316.3	26:39.635
6	1	3:39.379	38.544	1:24.725	1:36.110	320.1	27:37.628	6	2	4:16.393 B	1:02.206	1:27.172	1:47.015	312.7	30:56.028
7	1	3:57.275	57.721	1:23.507	1:36.047	317.2	31:34.903	7	3	4:46.447	1:43.304	1:23.586	1:39.557	313.6	35:42.475
8	1	3:29.955	33.160	1:20.364	1:36.431	318.2	35:04.858	8	3	3:35.887	33.546	1:21.728	1:40.613	315.4	39:18.362
9	1	3:36.665	33.467	1:21.060	1:42.138	322.9	38:41.523	9	3	3:43.295 B	33.596	1:21.936	1:47.763	317.2	43:01.657
10	1	3:29.114	33.188	1:20.586	1:35.340	318.2	42:10.637	10	3	6:25.600	3:14.874	1:24.213	1:46.513	311.8	49:27.257
11	1	3:35.701 B	33.120	1:20.490	1:42.091	320.1	45:46.338	11	3	3:32.252	32.997	1:21.415	1:37.840	316.3	52:59.509
12	2	5:10.724	2:11.292	1:21.870	1:37.562	316.3	50:57.062	12	3	4:00.080	34.857	1:32.330	1:52.893	258.8	56:59.589
13	2	3:31.551	33.821	1:21.646	1:36.084	317.2	54:28.613	13	3	3:31.414	32.994	1:21.417	1:37.003	316.3	1:00:31.003
14	2	3:29.328	33.036	1:20.736	1:35.556	324.9	57:57.941								
15	2	3:29.839	32.861	1:20.351	1:36.627	322.0	1:01:27.780								
17	IDEC Sport 1. Dwight MERRIMAN 3. Ryan DALZIEL 2. Thomas LAURENT							Oreca 07 - Gibson LMP2 P/A							
1	2	4:19.425	57.648	1:28.325	1:53.452	281.0	4:19.425	1	2	6:38.037	3:25.372	1:25.447	1:47.218	311.8	6:38.037
2	2	3:32.294	33.437	1:22.047	1:36.810	316.3	7:51.719	2	2	5:27.191 B	33.198	1:21.522	3:32.471	317.2	12:05.228
3	2	8:04.365 B	33.570	3:03.559	4:27.236	287.7	15:56.084	3	2	7:27.766	4:21.273	1:25.610	1:40.883	311.8	19:32.994
4	2	5:38.090	2:27.548	1:28.664	1:41.878	275.3	21:34.174	4	2	3:35.634	33.298	1:21.743	1:40.593	319.1	23:08.628
5	2	3:30.227	33.149	1:21.229	1:35.849	317.2	25:04.401	5	2	3:31.007	33.313	1:21.494	1:36.200	316.3	26:39.635
6	2	4:11.411 B	58.892	1:26.960	1:45.559	278.8	29:15.812	6	2	4:16.393 B	1:02.206	1:27.172	1:47.015	312.7	30:56.028
7	2	5:16.051	2:16.254	1:22.180	1:37.617	314.5	34:31.863	7	3	4:46.447	1:43.304	1:23.586	1:39.557	313.6	35:42.475
8	2	3:33.376	33.471	1:21.509	1:38.396	319.1	38:05.239	8	3	3:35.887	33.546	1:21.728	1:40.613	315.4	39:18.362
9	2	3:36.850	33.819	1:22.233	1:40.798	317.2	41:42.089	9	3	3:43.295 B	33.596	1:21.936	1:47.763	317.2	43:01.657
10	2	3:32.044	33.051	1:21.094	1:37.899	316.3	45:14.133	10	3	6:25.600	3:14.874	1:24.213	1:46.513	311.8	49:27.257
11	2	4:21.153 B	1:11.718	1:23.650	1:45.785	309.1	49:35.286	11	3	3:32.252	32.997	1:21.415	1:37.840	316.3	52:59.509
12	2	5:06.205	1:57.069	1:22.718	1:46.418	314.5	54:41.491	12	3	4:00.080	34.857	1:32.330	1:52.893	258.8	56:59.589
13	2	3:32.756	33.222	1:21.110	1:38.424	317.2	58:14.247	13	3	3:31.414	32.994	1:21.417	1:37.003	316.3	1:00:31.003
14	2	3:30.709	33.303	1:21.133	1:36.273	316.3	1:01:44.956								
18	Absolute Racing 1. Andrew HARYANTO 3. Marco SEEFRIED 2. Alessio PICARIELLO							Porsche 911 RSR - 19 LMGT E Am							
1	2	4:40.427	1:12.856	1:30.899	1:56.672	293.2	4:40.427	1	2	6:38.037	3:25.372	1:25.447	1:47.218	311.8	6:38.037
2	2	4:01.770 B	37.076	1:29.444	1:55.250	292.4	8:42.197	2	2	5:27.191 B	33.198	1:21.522	3:32.471	317.2	12:05.228
3	2	12:24.675	9:02.003	1:32.104	1:50.568	283.2	21:06.872	3	2	7:27.766	4:21.273	1:25.610	1:40.883	311.8	19:32.994
4	2	3:51.180	36.377	1:29.406	1:45.397	292.4	24:58.052	4	2	3:35.634	33.298	1:21.743	1:40.593	319.1	23:08.628
5	2	4:27.734 B	1:02.035	1:33.112	1:52.587	287.7	29:25.786	5	2	3:31.007	33.313	1:21.494	1:36.200	316.3	26:39.635
6	2	7:04.926	3:46.770	1:30.213	1:47.943	288.5	36:30.712	6	2	4:16.393 B	1:02.206	1:27.172	1:47.015	312.7	30:56.028
7	2	3:50.383	36.490	1:28.890	1:45.003	293.2	40:21.095	7	3	4:46.447	1:43.304	1:23.586	1:39.557	313.6	35:42.475
8	2	3:50.016	36												



FIA WEC

89^e Edition des 24 Heures du Mans

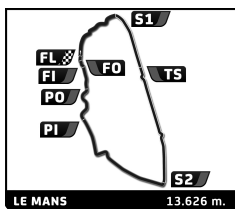
Qualifying Practice



Sector Analysis

Lap under Red Flag											Invalidated Lap	Personal Best	Session Best	B Crossing the pit lane	
Lap	D	Time	Sector 1	Sector 2	Sector 3	T. Spd	Elapsed	Lap	D	Time	Sector 1	Sector 2	Sector 3	T. Spd	Elapsed
22 United Autosports USA Oreca 07 - Gibson															
1.Philip HANSON 3.Filipe ALBUQUERQUE															
2.Fabio SCHERER LMP2															
1	3	7:39.114	4:18.521	1:28.787	1:51.806	287.7	7:39.114								
2	3	8:19.486 B	33.740	3:21.686	4:24.060	180.0	15:58.600								
3	3	4:36.422	1:27.218	1:25.316	1:43.888	298.0	20:35.022								
4	3	3:49.165 B	33.137	1:21.746	1:54.282	321.0	24:24.187								
5	3	8:51.699	5:02.976	1:35.474	2:13.249	281.7	33:15.886								
6	3	4:03.619	33.393	1:21.584	2:08.642	315.4	37:19.505								
7	3	3:30.234	32.924	1:21.488	1:35.822	316.3	40:49.739								
8	3	4:00.362 B	32.976	1:21.206	2:06.180	314.5	44:50.101								
9	1	9:16.480	5:56.991	1:25.765	1:53.724	312.7	54:06.581								
10	1	3:30.680	33.142	1:21.313	1:36.225	316.3	57:37.261								
11	1	3:30.058	33.181	1:21.274	1:35.603	318.2	1:01:07.319								
23 United Autosports Oreca 07 - Gibson															
1.Paul DI RESTA 3.Wayne BOYD															
2.Alexander LYNN LMP2															
1	1	7:14.932	3:53.075	1:30.703	1:51.154	285.4	7:14.932								
2	1	6:46.900 B	33.050	1:42.557	4:31.293	314.5	14:01.832								
3	1	8:28.382	4:34.914	1:52.236	2:01.232	139.6	22:30.214								
4	1	3:29.830	32.919	1:21.220	1:35.691	313.6	26:00.044								
5	1	4:36.200 B	1:00.719	1:37.423	1:58.058	242.6	30:36.244								
6	1	8:07.664	5:00.912	1:23.863	1:42.889	310.9	38:43.908								
7	1	3:33.139	33.302	1:21.456	1:38.381	314.5	42:17.047								
8	1	3:59.362 B	33.765	1:25.868	1:59.729	290.0	46:16.409								
9	1	7:38.869	4:28.755	1:25.547	1:44.567	311.8	53:55.278								
10	1	3:36.634	33.052	1:20.988	1:42.594	315.4	57:31.912								
11	1	3:59.087 B	33.219	1:32.273	1:53.595	173.1	1:01:30.999								
24 PR1 Motorsports Mathiasen Oreca 07 - Gibson															
1.Patrick KELLY 3.Simon TRUMMER															
2.Gabriel AUBRY LMP2 P/A															
1	2	4:05.167	48.228	1:26.649	1:50.290	290.8	4:05.167								
2	2	3:30.481	33.350	1:21.235	1:35.896	313.6	7:35.648								
3	2	8:03.394 B	40.802	2:50.519	4:32.073	310.0	15:39.042								
4	2	7:00.154	3:50.081	1:27.258	1:42.815	295.6	22:39.196								
5	2	3:30.123	33.048	1:21.341	1:35.734	317.2	26:09.319								
6	2	4:18.825 B	1:00.896	1:30.656	1:47.273	311.8	30:28.144								
7	2	11:20.065	8:01.996	1:26.272	1:51.797	306.5	41:48.209								
8	2	3:32.901	32.987	1:21.089	1:38.825	318.2	45:21.110								
9	2	4:55.603	1:18.093	1:48.107	1:49.403	164.4	50:16.713								
10	2	3:50.960 B	34.535	1:23.769	1:52.656	311.8	54:07.673								
25 G-Drive Racing Aurus 01 - Gibson															
1.John FALB 3.Rui ANDRADE															
2.Roberto MERHI LMP2 P/A															
1	2	4:15.281	1:02.196	1:25.617	1:47.468	310.9	4:15.281								
2	2	3:34.978	33.569	1:21.609	1:39.800	319.1	7:50.259								
26 G-Drive Racing Aurus 01 - Gibson															
1.Roman RUSINOV 3.Nyck DE VRIES															
2.Franco COLAPINTO LMP2															
1	3	4:12.775	56.787	1:24.472	1:51.516	286.9	4:12.775								
2	3	3:36.883	33.423	1:21.112	1:42.348	318.2	7:49.658								
3	3	7:58.307 B	33.253	2:51.401	4:33.653	317.2	15:47.965								
4	3	4:57.248	1:55.846	1:23.421	1:37.981	303.0	20:45.213								
5	3	3:29.523	32.844	1:20.800	1:35.879	320.1	24:14.736								
6	3	4:13.851 B	59.287	1:29.107	1:45.457	261.3	28:28.587								
7	3	11:59.902	8:56.870	1:25.021	1:38.011	293.2	40:28.489								
8	3	3:32.136	33.544	1:22.346	1:36.246	318.2	44:00.625								
9	3	3:43.124 B	36.986	1:22.200	1:43.938	311.8	47:43.749								
10	3	6:19.529	3:09.371	1:23.713	1:46.445	305.6	54:03.278								
11	3	3:29.246	32.950	1:20.611	1:35.685	320.1	57:32.524								
12	3	3:31.392	33.111	1:20.775	1:37.506	321.0	1:01:03.916								
28 JOTA Oreca 07 - Gibson															
1.Sean GELAE 3.Tom BLOMQUIST															
2.Stoffel VANDORNE LMP2															
1	3	4:22.450	1:04.103	1:26.889	1:51.458	297.2	4:22.450								
2	3	3:30.659	33.428	1:21.427	1:35.804	314.5	7:53.109								
3	3	8:06.268 B	34.341	3:08.257	4:23.670	313.6	15:59.377								
4	3	17:20.090	...	1:37.283	2:11.932	248.7	33:19.467								
5	3	3:29.835	33.007	1:21.587	1:35.241	316.3	36:49.302								
6	3	3:43.642 B	33.265	1:22.154	1:48.223	313.6	40:32.944								
7	3	5:04.316	1:57.691	1:24.087	1:42.538	311.8	45:37.260								
8	3	4:13.689	1:09.794	1:24.502	1:39.393	310.0	49:50.949								
9	3	3:29.612	32.903	1:21.405	1:35.304	312.7	53:20.561								
10	3	3:42.816 B	33.510	1:21.888	1:47.418	314.5	57:03.377								
29 Racing Team Nederland Oreca 07 - Gibson															
1.Frits VAN EERD 3.Job VAN UITERT															
2.Giedo VAN DER GARDE LMP2 P/A															
1	3	4:14.052	57.322	1:24.506	1:52.224	289.3	4:14.052								
2	3	3:33.269	33.951	1:21.904	1:37.414	316.3	7:47.321								
3	3	7:57.219 B	33.449	2:52.742	4:31.028	279.5	15:44.540								
4	3	7:04.254	3:56.625	1:24.995	1:42.634	318.2	22:48.794								
5	3	3:30.843	33.270	1:21.143	1:36.430	317.2	26:19.637								
6	3	4:23.255 B	1:00.212	1:35.093	1:47.950	307.3	30:42.892								
7	3	23:03.067	...	1:24.264	1:41.218	308.2	53:45.959								
8	3	3:30.360	33.168	1:21.434	1:35.758	313.6	57:16.319								
9	3	3:45.453 B	33.521	1:23.000	1:48.932	314.5	1:01:01.772								
30 Duqueine Team Oreca 07 - Gibson															
1.René BINDER 3.Tristan GOMMENDY															
2.Guillermo ROJAS LMP2															





FIA WEC 89° Edition des 24 Heures du Mans Qualifying Practice



Sector Analysis

Lap under Red Flag Invalidated Lap Personal Best Session Best B Crossing the pit lane

Table with 12 columns: Lap, D, Time, Sector 1, Sector 2, Sector 3, T. Spd, Elapsed. Contains data for multiple laps and drivers.

31 Team WRT 1.Robin FRUJNS 2.Ferdinand HABSBURG 3.Charles MILESI Oreca 07 - Gibson LMP2

Table with 12 columns: Lap, D, Time, Sector 1, Sector 2, Sector 3, T. Spd, Elapsed. Contains data for Team WRT.

32 United Autosports 1.Nicolas JAMIN 2.Jonathan ABERDEIN 3.Manuel MALDONADO Oreca 07 - Gibson LMP2

Table with 12 columns: Lap, D, Time, Sector 1, Sector 2, Sector 3, T. Spd, Elapsed. Contains data for United Autosports.

33 TF Sport 1.Ben KEATING 2.Dylan PEREIRA 3.Felipe FRAGA Aston Martin Vantage AMR LMGT2 Am

Table with 12 columns: Lap, D, Time, Sector 1, Sector 2, Sector 3, T. Spd, Elapsed. Contains data for TF Sport.

34 Inter Europol Competition 1.Jakub SMIECHOWSKI 2.Renger VAN DER ZANDE 3.Alex BRUNDLE Oreca 07 - Gibson LMP2

36 Alpine Elf Matmut 1.André NEGRÃO 2.Nicolas LAPIERRE 3.Matthieu VAXIVIERE Alpine A480 - Gibson HYPERCAR

Table with 12 columns: Lap, D, Time, Sector 1, Sector 2, Sector 3, T. Spd, Elapsed. Contains data for Alpine Elf Matmut.

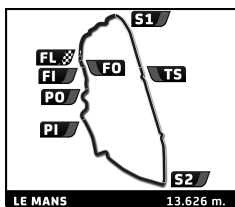
38 JOTA 1.Roberto GONZALEZ 2.Antonio Felix DA COSTA 3.Anthony DAVIDSON Oreca 07 - Gibson LMP2

Table with 12 columns: Lap, D, Time, Sector 1, Sector 2, Sector 3, T. Spd, Elapsed. Contains data for JOTA.

39 SO24-Dirob by Graff 1.Vincent CAPILLAIRE 2.Arnold ROBIN 3.Maxime ROBIN Oreca 07 - Gibson LMP2 P/A

Table with 12 columns: Lap, D, Time, Sector 1, Sector 2, Sector 3, T. Spd, Elapsed. Contains data for SO24-Dirob by Graff.





FIA WEC 89° Edition des 24 Heures du Mans Qualifying Practice

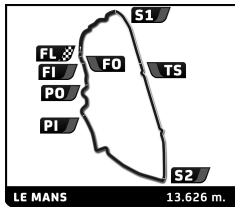


Sector Analysis

Lap under Red Flag Invalidated Lap Personal Best Session Best Crossing the pit lane

Table with columns: Lap, D, Time, Sector 1, Sector 2, Sector 3, T. Spd, Elapsed. Contains data for teams: Team WRT, ARC Bratislava, Team Project 1, Cetilar Racing, IDEC Sport, High Class Racing, AF Corse.





FIA WEC

89^e Edition des 24 Heures du Mans

Qualifying Practice

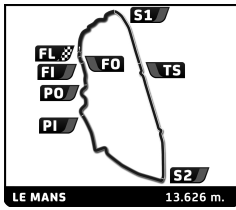


Sector Analysis

Lap under Red Flag Invalidated Lap Personal Best Session Best Crossing the pit lane

Lap	D	Time	Sector 1	Sector 2	Sector 3	T. Spd	Elapsed	Lap	D	Time	Sector 1	Sector 2	Sector 3	T. Spd	Elapsed
3	2	10:20.132	7:00.851	1:31.970	1:47.311	249.3	19:56.345	12	3	3:53.154	36.070	1:29.450	1:47.634	294.8	56:42.814
4	2	3:50.487	36.423	1:28.623	1:45.441	292.4	23:46.832	13	3	4:02.419 B	35.984	1:28.362	1:58.073	294.0	1:00:45.233
5	2	4:03.667 B	36.327	1:30.640	1:56.700	290.8	27:50.499	60 Iron Lynx Ferrari 488 GTE Evo 1. Claudio SCHIAVONI 3. Raffaele GIAMMARRIA 2. Paolo RUBERTI LMGTE Am							
6	2	7:17.931	3:49.888	1:35.607	1:52.436	290.8	35:08.430	1	2	5:47.973	2:28.165	1:31.282	1:48.526	290.8	5:47.973
7	2	3:51.187	37.017	1:28.361	1:45.809	296.4	38:59.617	2	2	4:45.633 B	36.292	1:28.983	2:40.358	295.6	10:33.606
8	2	3:49.829	36.266	1:28.259	1:45.304	295.6	42:49.446	3	2	11:23.600	8:05.191	1:30.363	1:48.046	293.2	21:57.206
9	2	4:01.639 B	36.827	1:29.074	1:55.738	294.0	46:51.085	4	2	3:51.925	36.029	1:29.274	1:45.722	296.4	25:48.231
10	2	7:28.148	4:02.243	1:30.080	1:55.825	294.0	54:19.233	5	2	4:21.475	1:01.682	1:32.901	1:46.892	285.4	30:09.706
11	2	3:57.059	36.207	1:28.605	1:52.247	294.0	58:16.292	6	2	3:50.902	36.262	1:28.781	1:45.859	294.8	34:00.608
12	2	4:03.539 B	36.965	1:31.368	1:55.206	267.1	1:02:19.831	7	2	4:02.541 B	37.720	1:29.853	1:54.968	293.2	38:03.149
55 Spirit of Race Ferrari 488 GTE Evo 1. Duncan CAMERON 3. Matthew GRIFFIN 2. David PEREL LMGTE Am							8	2	7:12.006 B	3:43.942	1:29.425	1:58.639	297.2	45:15.155	
1	3	5:25.549	2:06.317	1:30.431	1:48.801	292.4	5:25.549	9	2	6:37.721	3:21.407	1:29.867	1:46.447	294.8	51:52.876
2	3	4:10.171	36.253	1:28.869	2:05.049	296.4	9:35.720	10	2	3:54.449	36.365	1:32.065	1:46.019	296.4	55:47.325
3	3	7:55.553 B	1:24.617	4:18.741	2:12.195	79.2	17:31.273	11	2	3:50.768	36.224	1:28.645	1:45.899	295.6	59:38.093
4	3	5:40.199	2:21.033	1:30.568	1:48.598	292.4	23:11.472	12	2	3:59.242 B	36.418	1:28.575	1:54.249	295.6	1:03:37.335
5	3	3:51.719	36.419	1:28.802	1:46.498	294.8	27:03.191	63 Corvette Racing Chevrolet Corvette C8.R 1. Antonio GARCIA 3. Nicky CATSBURG 2. Jordan TAYLOR LMGTE Pro							
6	3	4:25.787 B	59.772	1:31.943	1:54.072	293.2	31:28.978	1	1	5:17.774	1:52.683	1:32.676	1:52.415	271.8	5:17.774
7	3	6:46.538	3:23.856	1:30.559	1:52.123	273.9	38:15.516	2	1	3:52.402	36.023	1:28.548	1:47.831	294.8	9:10.176
8	3	3:50.759	36.162	1:28.785	1:45.812	295.6	42:06.275	3	1	8:07.026	1:24.763	4:18.371	2:23.892	79.5	17:17.202
9	3	4:07.584 B	36.137	1:32.580	1:58.867	296.4	46:13.859	4	1	3:55.706	37.247	1:30.867	1:47.592	290.8	21:12.908
10	3	8:07.038	4:44.200	1:30.120	1:52.718	294.0	54:20.897	5	1	4:00.522 B	36.053	1:28.930	1:55.539	294.0	25:13.430
11	3	3:52.935	36.875	1:29.506	1:46.554	294.8	58:13.832	6	1	14:08.326	...	1:32.817	2:11.398	289.3	39:21.756
12	3	3:52.088	36.228	1:29.507	1:46.353	293.2	1:02:05.920	7	1	3:50.856	36.113	1:28.899	1:45.844	294.0	43:12.612
56 Team Project 1 Porsche 911 RSR - 19 1. Egidio PERFETTI 3. Riccardo PERA 2. Matteo CAIROLI LMGTE Am							8	1	3:59.950 B	36.123	1:28.419	1:55.408	295.6	47:12.562	
1	2	5:43.167	2:15.135	1:36.491	1:51.541	257.0	5:43.167	9	1	4:37.909	1:20.037	1:30.078	1:47.794	290.8	51:50.471
2	2	4:42.184 B	36.525	1:28.500	2:37.159	294.8	10:25.351	10	1	3:50.429	36.347	1:28.532	1:45.550	294.8	55:40.900
3	2	11:15.707	7:48.449	1:33.528	1:53.730	279.5	21:41.058	11	1	3:49.643	36.224	1:28.082	1:45.337	298.8	59:30.543
4	2	3:48.905	36.031	1:28.233	1:44.641	296.4	25:29.963	12	1	3:57.737 B	36.292	1:28.761	1:52.684	294.8	1:03:28.280
5	2	4:24.138 B	59.650	1:32.036	1:52.452	293.2	29:54.101	64 Corvette Racing Chevrolet Corvette C8.R 1. Tommy MILNER 3. Alexander SIMS 2. Nicholas TANDY LMGTE Pro							
6	2	11:08.998	7:53.520	1:29.318	1:46.160	293.2	41:03.099	1	2	5:06.038	1:35.572	1:31.858	1:58.608	293.2	5:06.038
7	2	3:54.979	36.269	1:28.169	1:50.541	295.6	44:58.078	2	2	3:48.009	35.937	1:27.952	1:44.120	298.0	8:54.047
8	2	4:15.210 B	54.151	1:28.990	1:52.069	296.4	49:13.288	3	2	8:08.218	1:11.336	4:18.114	2:38.768	79.6	17:02.265
9	2	6:04.513	2:38.869	1:31.125	1:54.519	293.2	55:17.801	4	2	3:49.085	35.962	1:28.462	1:44.661	295.6	20:51.350
10	2	3:49.733	35.808	1:28.448	1:45.477	294.8	59:07.534	5	2	3:59.908 B	35.990	1:31.568	1:52.350	296.4	24:51.258
11	2	3:49.608	36.064	1:28.583	1:44.961	294.0	1:02:57.142	6	2	9:31.385	6:15.856	1:29.470	1:46.059	293.2	34:22.643
57 Kessel Racing Ferrari 488 GTE Evo 1. Takeshi KIMURA 3. Mikkel JENSEN 2. Scott ANDREWS LMGTE Am							7	2	3:51.625	37.116	1:28.784	1:45.725	297.2	38:14.268	
1	3	5:23.842	1:59.516	1:31.308	1:53.018	289.3	5:23.842	8	2	3:55.839 B	36.641	1:28.122	1:51.076	296.4	42:10.107
2	3	4:13.740	37.018	1:29.402	2:07.320	294.0	9:37.582	9	2	5:52.624	2:10.657	1:31.536	2:10.431	295.6	48:02.731
3	3	7:47.445 B	1:24.958	4:19.498	2:02.989	79.0	17:25.027	10	2	4:03.502	41.435	1:32.250	1:49.817	296.4	52:06.233
4	3	5:44.224	2:23.915	1:31.225	1:49.084	289.3	23:09.251	11	2	3:47.298	35.847	1:27.559	1:43.892	298.8	55:53.531
5	3	3:51.113	36.283	1:28.767	1:46.063	292.4	27:00.364	12	2	3:47.074	35.704	1:27.333	1:44.037	300.5	59:40.605
6	3	4:17.882	59.381	1:32.360	1:46.141	290.0	31:18.246	13	2	3:58.992 B	36.490	1:29.284	1:53.218	298.0	1:03:39.597
7	3	3:50.641	36.310	1:28.873	1:45.458	291.6	35:08.887	65 Panis Racing Oreca 07 - Gibson 1. Julien CANAL 3. James ALLEN 2. Will STEVENS LMP2							
8	3	3:58.586 B	36.893	1:28.655	1:53.038	298.0	39:07.473	1	2	4:02.616	46.322	1:25.359	1:50.935	297.2	4:02.616
9	3	5:45.065	2:22.548	1:30.198	1:52.319	292.4	44:52.538	2	2	3:30.021	33.376	1:21.351	1:35.294	313.6	7:32.637
10	3	4:07.407	51.204	1:29.664	1:46.539	294.0	48:59.945								
11	3	3:49.715	36.161	1:28.273	1:45.281	294.8	52:49.660								





FIA WEC

89^e Edition des 24 Heures du Mans

Qualifying Practice

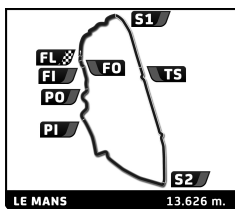


Sector Analysis

Lap under Red Flag Invalidated Lap Personal Best Session Best Crossing the pit lane

Lap	D	Time	Sector 1	Sector 2	Sector 3	T. Spd	Elapsed	Lap	D	Time	Sector 1	Sector 2	Sector 3	T. Spd	Elapsed		
3	2	7:17.096	B	33.267	2:13.128	4:30.701	315.4	14:49.733	2	3	6:42.574	3:21.676	1:31.998	1:48.900	290.0	22:57.302	
4	2	7:40.961		4:33.434	1:26.945	1:40.582	263.9	22:30.694	3	3	3:51.005	36.276	1:28.765	1:45.964	295.6	26:48.307	
5	2	3:29.944		33.038	1:20.982	1:35.924	318.2	26:00.638	4	3	4:26.260	B	1:00.095	1:31.730	1:54.435	286.2	31:14.567
6	2	4:16.421	B	1:00.998	1:28.488	1:46.935	286.2	30:17.059	5	3	8:00.424		4:39.153	1:30.499	1:50.772	282.5	39:14.991
7	2	11:21.435		8:11.309	1:25.096	1:45.030	300.5	41:38.494	6	3	3:49.462		36.239	1:28.126	1:45.097	298.0	43:04.453
8	2	3:29.508		32.939	1:20.854	1:35.715	315.4	45:08.002	7	3	4:03.118	B	36.160	1:28.609	1:58.349	294.8	47:07.571
9	2	4:32.995	B	1:21.141	1:23.646	1:48.208	314.5	49:40.997	72 Hub Auto Racing Porsche 911 RSR - 19 1.Dries VANTHOOR 3.Maxime MARTIN LMGT E Pro 2.Alvaro PARENTE								
10	2	8:22.614		5:21.871	1:23.078	1:37.665	315.4	58:03.611	1	1	4:39.943	1:07.529	1:30.711	2:01.703	273.9	4:39.943	
11	2	3:29.513		32.954	1:20.997	1:35.562	314.5	1:01:33.124	2	1	4:06.008	B	38.000	1:29.332	1:58.676	297.2	8:45.951
66 JMW Motorsport Ferrari 488 GTE Evo LMGT E Am 1.Thomas NEUBAUER 3.Jody FANNIN 2.Rodrigo SALES								3	1	11:17.993		8:01.212	1:28.966	1:47.815	293.2	20:03.944	
1	1	4:21.838		45.284	1:31.455	2:05.099	290.0	4:21.838	4	1	3:48.608		35.902	1:28.106	1:44.600	295.6	23:52.552
2	1	3:52.547		36.656	1:29.773	1:46.118	294.0	8:14.385	5	1	3:54.518		38.367	1:28.815	1:47.336	294.0	27:47.070
3	1	8:08.993	B	36.873	3:46.159	3:45.961	79.1	16:23.378	6	1	4:35.293	B	59.493	1:43.134	1:52.666	284.7	32:22.363
4	1	4:58.500		1:39.570	1:31.072	1:47.858	290.8	21:21.878	7	1	7:11.305		3:38.620	1:28.956	2:03.729	295.6	39:33.668
5	1	3:52.304		36.295	1:29.451	1:46.558	293.2	25:14.182	8	1	3:47.599		35.833	1:27.695	1:44.071	297.2	43:21.267
6	1	4:27.690	B	1:00.126	1:33.199	1:54.365	286.9	29:41.872	9	1	4:00.780	B	36.032	1:28.033	1:56.715	295.6	47:22.047
7	3	5:31.799		2:12.120	1:31.509	1:48.170	280.3	35:13.671	10	1	4:20.665		1:03.479	1:29.007	1:48.179	292.4	51:42.712
8	3	4:00.437	B	36.725	1:30.595	1:53.117	291.6	39:14.108	11	1	3:53.052		36.571	1:28.619	1:47.862	295.6	55:35.764
9	3	5:10.846		1:52.349	1:30.922	1:47.575	293.2	44:24.954	12	1	4:02.452	B	36.026	1:27.929	1:58.497	296.4	59:38.216
10	3	3:57.540		36.761	1:29.709	1:51.070	292.4	48:22.494	74 Racing Team India Eurasia Ligier JSP217 - Gibson LMP2 P/A 1.James WINSLOW 3.Tom CLOET 2.John CORBETT								
11	3	3:59.426		38.111	1:31.952	1:49.363	292.4	52:21.920	1	1	7:16.347		3:54.198	1:30.487	1:51.662	260.0	7:16.347
12	3	4:03.367	B	37.001	1:30.538	1:55.828	291.6	56:25.287	2	1	7:06.391		34.538	2:04.176	4:27.677	312.7	14:22.738
69 Herberth Motorsport Porsche 911 RSR - 19 LMGT E Am 1.Robert RENAUER 3.Rolf INEICHEN 2.Ralf BOHN								3	1	4:30.034		1:17.397	1:29.630	1:43.007	264.5	18:52.772	
1	1	4:45.941		1:18.667	1:31.679	1:55.595	291.6	4:45.941	4	1	3:38.358		34.647	1:23.446	1:40.265	308.2	22:31.130
2	1	3:52.960		36.677	1:28.960	1:47.323	295.6	8:38.901	5	1	3:36.012		34.423	1:22.543	1:39.046	312.7	26:07.142
3	1	8:19.225	B	59.123	4:19.193	3:00.909	79.1	16:58.126	6	1	4:27.177	B	59.372	1:35.723	1:52.082	305.6	30:34.319
4	3	6:03.611		2:35.134	1:34.001	1:54.476	288.5	23:01.737	7	1	5:41.343		2:34.073	1:26.498	1:40.772	295.6	36:15.662
5	3	4:10.879	B	39.229	1:31.497	2:00.153	293.2	27:12.616	8	1	3:45.060	B	34.595	1:23.550	1:46.915	315.4	40:00.722
6	1	11:12.152		7:49.742	1:31.359	1:51.051	250.4	38:24.768	9	1	4:53.628		1:47.354	1:25.118	1:41.156	303.9	44:54.350
7	1	3:53.277		36.627	1:29.227	1:47.417	293.2	42:18.039	10	1	3:56.214		49.647	1:24.670	1:41.897	306.5	48:50.564
8	1	4:07.190	B	38.319	1:30.405	1:58.466	291.6	46:25.229	11	1	3:39.444		34.286	1:22.814	1:42.344	320.1	52:30.008
9	1	12:49.164		9:22.824	1:31.220	1:55.120	291.6	59:14.393	12	1	3:47.750		34.332	1:31.150	1:42.268	316.3	56:17.758
10	1	4:02.020	B	36.882	1:29.239	1:55.899	293.2	1:03:16.413	13	1	3:48.771		34.708	1:31.958	1:42.105	314.5	1:00:06.529
70 Realteam Racing Oreca 07 - Gibson LMP2 P/A 1.Esteban GARCIA 3.Norman NATO 2.Loic DUVAL								77 Dempsey - Proton Racing Porsche 911 RSR - 19 LMGT E Am 1.Christian RIED 3.Matt CAMPBELL 2.Jaxon EVANS									
1	2	4:10.129		50.605	1:25.465	1:54.059	309.1	4:10.129	1	3	4:50.709		1:21.644	1:33.922	1:55.143	231.2	4:50.709
2	2	3:29.861		33.401	1:21.124	1:35.336	315.4	7:39.990	2	3	3:49.967		36.160	1:28.545	1:45.262	295.6	8:40.676
3	2	7:57.189	B	33.545	2:52.500	4:31.144	309.1	15:37.179	3	3	8:22.408	B	1:02.063	4:19.306	3:01.039	79.1	17:03.084
4	2	7:10.462		4:03.210	1:25.061	1:42.191	319.1	22:47.641	4	3	6:19.696		2:57.214	1:32.756	1:49.726	244.2	23:22.780
5	2	3:30.368		32.995	1:21.062	1:36.311	318.2	26:18.009	5	3	3:59.952	B	36.693	1:29.558	1:53.701	288.5	27:22.732
6	2	4:22.125	B	58.407	1:35.538	1:48.180	309.1	30:40.134	6	3	8:46.788		5:23.264	1:31.738	1:51.786	272.5	36:09.520
7	2	23:19.826		...	1:24.949	1:48.950	291.6	53:59.960	7	3	3:49.913		36.262	1:28.733	1:44.918	292.4	39:59.433
8	2	3:30.012		33.271	1:21.040	1:35.701	316.3	57:29.972	8	3	3:57.613	B	36.055	1:28.850	1:52.708	294.0	43:57.046
9	2	3:40.276	B	33.034	1:20.855	1:46.387	319.1	1:01:10.248	9	3	8:34.768		5:14.394	1:30.542	1:49.832	286.9	52:31.814
71 Inception Racing Ferrari 488 GTE Evo LMGT E Am 1.Brendan IRIBE 3.Ben BARNICOAT 2.Ollie MILLROY								10	3	3:50.190		36.520	1:28.559	1:45.111	292.4	56:22.004	
1	3	16:14.728	B	8:32.368	3:41.030	4:01.330	78.8	16:14.728	11	3	4:00.504	B	36.180	1:29.211	1:55.113	292.4	1:00:22.508





FIA WEC 89° Edition des 24 Heures du Mans Qualifying Practice

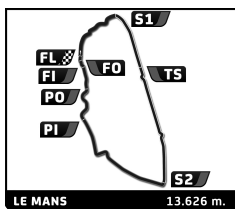


Sector Analysis

Lap under Red Flag Invalidated Lap Personal Best Session Best Crossing the pit lane

Table with columns: Lap, D, Time, Sector 1, Sector 2, Sector 3, T. Spd, Elapsed. Rows include driver names, car models, and lap times for various teams like WeatherTech Racing, Iron Lynx, Risi Competizione, AF Corse, Association SRT41, GR Racing, and Dempsey - Proton Racing.





FIA WEC 89^e Edition des 24 Heures du Mans Qualifying Practice



Sector Analysis

Lap under Red Flag Invalidated Lap Personal Best Session Best Crossing the pit lane

Table with columns: Lap, D, Time, Sector 1, Sector 2, Sector 3, T. Spd, Elapsed. Contains data for drivers 91, 92, 95, 98, 99, 388, 708, and 709.



