

FIA WEC
89^e Edition des 24 Heures du Mans
Free Practice 3

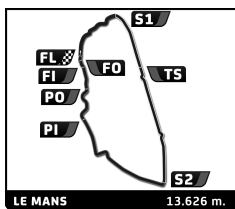


Sector Analysis

Lap under Red Flag Invalidated Lap Personal Best Session Best B Crossing the pit lane

Lap	D	Time	Sector 1	Sector 2	Sector 3	T. Spd	Elapsed	Lap	D	Time	Sector 1	Sector 2	Sector 3	T. Spd	Elapsed	
1	Richard Mille Racing Team Oreca 07 - Gibson								33	2	3:32.324	32.100	1:19.943	1:40.281	307.3	2:56:47.949
	1. Tatiana CALDERON 3. Beitske VISSER								34	2	4:04.020 B	33.363	1:22.680	2:07.977	313.6	3:00:51.969
	2. Sophia FLOERSCH															
	1	2	15:09.405 B	...	1:25.500	1:46.454	304.7	15:09.405								
	2	2	9:40.407	6:36.910	1:23.714	1:39.783	309.1	24:49.812								
	3	2	3:37.506	34.098	1:24.536	1:38.872	283.9	28:27.318								
	4	2	4:26.736	34.173	2:07.085	1:45.478	310.9	32:54.054								
	5	1	1:25:37.68 B	33.890	1:58.330	...	314.5	1:58:31.740								
	6	1	14:26.477	...	1:25.192	1:45.143	309.1	2:12:58.217								
	7	1	3:34.688	34.137	1:22.501	1:38.050	312.7	2:16:32.905								
	8	1	3:43.835 B	34.069	1:22.807	1:46.959	311.8	2:20:16.740								
	9	1	7:28.889	4:25.350	1:23.832	1:39.707	310.0	2:27:45.629								
	10	1	3:35.880	34.006	1:23.204	1:38.670	310.9	2:31:21.509								
	11	1	3:52.800 B	34.869	1:23.454	1:54.477	314.5	2:35:14.309								
	12	3	13:05.908	6:23.569	4:21.155	2:21.184	79.4	2:48:20.217								
	13	3	3:43.224	35.683	1:25.404	1:42.137	308.2	2:52:03.441								
14	3	3:40.377	34.813	1:24.120	1:41.444	312.7	2:55:43.818									
15	3	4:47.749	34.661	1:24.468	2:48.620	310.9	3:00:31.567									
7	Toyota Gazoo Racing Toyota GR010 HYBRID															
	1. Mike CONWAY 3. Jose Maria LOPEZ															
	2. Kamui KOBAYASHI															
	1	1	3:38.900	37.911	1:23.589	1:37.400	244.8	3:38.900								
	2	1	3:28.357	33.049	1:20.236	1:35.072	321.0	7:07.257								
	3	1	4:00.947	32.746	1:19.922	2:08.279	323.9	11:08.204								
	4	1	3:34.837	35.194	1:20.265	1:39.378	328.8	14:43.041								
	5	1	3:28.064	32.977	1:19.915	1:35.172	323.9	18:11.105								
	6	1	3:30.924	34.993	1:20.326	1:35.605	309.1	21:42.029								
	7	1	3:28.403	33.520	1:19.874	1:35.009	319.1	25:10.432								
	8	1	3:29.822	32.685	1:19.726	1:37.411	322.0	28:40.254								
	9	1	4:19.753	33.622	2:03.992	1:42.139	323.9	33:00.007								
	10	1	4:03.248	32.674	1:53.268	1:37.306	323.9	37:03.255								
	11	1	6:21.334 B	33.705	1:21.035	4:26.594	314.5	43:24.589								
	12	3	28:58.875	...	1:23.239	1:42.076	319.1	1:12:23.464								
	13	3	3:34.293	33.424	1:21.367	1:39.502	325.8	1:15:57.757								
14	3	3:28.912	33.455	1:19.833	1:35.624	323.9	1:19:26.669									
15	3	3:32.039	33.093	1:20.909	1:38.037	319.1	1:22:58.708									
16	3	4:05.875	1:08.766	1:20.236	1:36.873	320.1	1:27:04.583									
17	3	3:29.496	32.785	1:20.025	1:36.686	320.1	1:30:34.079									
18	3	3:35.232 B	32.517	1:19.725	1:42.990	324.9	1:34:09.311									
19	3	5:35.974	1:58.693	1:21.539	2:15.742	316.3	1:39:45.285									
20	3	3:30.343	32.860	1:20.218	1:37.265	321.0	1:43:15.628									
21	3	3:29.780	33.600	1:20.349	1:35.831	321.0	1:46:45.408									
22	3	3:49.420	32.990	1:19.693	1:56.737	322.9	1:50:34.828									
23	3	3:31.422	32.605	1:19.655	1:39.162	323.9	1:54:06.250									
24	3	6:23.156 B	32.947	1:20.588	4:29.621	325.8	2:00:29.406									
25	2	13:46.685	...	1:22.698	1:38.640	320.1	2:14:16.091									
26	2	3:33.131	34.391	1:20.802	1:37.938	321.0	2:17:49.222									
27	2	3:30.859	32.856	1:20.106	1:37.897	324.9	2:21:20.081									
28	2	3:29.166	32.796	1:19.825	1:36.545	326.8	2:24:49.247									
29	2	3:33.339	33.187	1:20.986	1:39.166	317.2	2:28:22.586									
30	2	3:28.365	32.686	1:19.734	1:35.945	322.9	2:31:50.951									
31	2	3:39.444 B	32.655	1:19.609	1:47.180	322.0	2:35:30.395									
32	2	17:45.230	...	1:21.501	1:44.147	320.1	2:53:15.625									
8	Toyota Gazoo Racing Toyota GR010 HYBRID															
	1. Sébastien BUEMI 3. Brendon HARTLEY															
	2. Kazuki NAKAJIMA															
	1	3	3:36.793	37.061	1:22.674	1:37.058	312.7	3:36.793								
	2	3	3:28.260	32.753	1:20.159	1:35.348	321.0	7:05.053								
	3	3	4:02.155	33.343	1:20.421	2:08.391	318.2	11:07.208								
	4	3	3:32.304	35.411	1:20.344	1:36.549	321.0	14:39.512								
	5	3	3:34.565 B	32.855	1:20.196	1:41.514	321.0	18:14.077								
	6	1	24:53.821 B	...	1:22.475	4:17.882	317.2	43:07.898								
	7	1	6:40.719	2:23.241	2:32.584	1:44.894	79.2	49:48.617								
	8	1	8:36.485 B	34.889	4:00.639	4:00.957	79.3	58:25.102								
	9	1	16:09.865	...	1:23.011	1:39.742	310.9	1:14:34.967								
	10	1	3:30.732	33.191	1:21.126	1:36.415	318.2	1:18:05.699								
	11	1	3:31.382	32.898	1:20.886	1:37.598	321.0	1:21:37.081								
	12	1	3:29.196	32.748	1:20.014	1:36.434	322.0	1:25:06.277								
	13	1	3:50.347	53.417	1:20.811	1:36.119	322.0	1:28:56.624								
14	1	3:29.173	32.745	1:20.572	1:35.856	321.0	1:32:25.797									
15	1	4:02.086	32.838	1:20.711	2:08.537	324.9	1:36:27.883									
16	1	4:01.391	1:03.221	1:21.258	1:36.912	321.0	1:40:29.274									
17	1	3:30.606	32.848	1:21.598	1:36.160	314.5	1:43:59.880									
18	1	3:53.210	32.567	1:19.918	2:00.725	320.1	1:47:53.090									
19	1	3:29.061	32.583	1:19.829	1:36.649	322.0	1:51:22.151									
20	1	3:40.308 B	32.565	1:20.544	1:47.199	323.9	1:55:02.459									
21	2	18:20.197	...	1:22.315	1:38.426	315.4	2:13:22.656									
22	2	3:29.922	33.063	1:20.468	1:36.391	314.5	2:16:52.578									
23	2	3:29.281	32.722	1:20.266	1:36.293	322.0	2:20:21.859									
24	2	3:29.714	32.705	1:20.666	1:36.343	318.2	2:23:51.573									
25	2	3:30.382	33.401	1:21.293	1:35.688	311.8	2:27:21.955									
26	2	3:31.796	32.985	1:22.027	1:36.784	321.0	2:30:53.751									
27	2	20:18.797 B	32.686	1:20.777	...	323.9	2:51:12.548									
17	IDEC Sport Oreca 07 - Gibson															
	1. Dwight MERRIMAN 3. Ryan DALZIEL															
	2. Thomas LAURENT															
	1	3	6:31.838 B	2:46.470	1:44.391	2:00.977	213.8	6:31.838								
	2	3	9:40.323	6:36.580	1:24.550	1:39.193	312.7	16:12.161								
	3	3	3:32.564	33.586	1:22.103	1:36.875	315.4	19:44.725								
	4	3	3:32.347	33.366	1:22.186	1:36.795	315.4	23:17.072								
5	3	3:44.083 B	35.209	1:23.248	1:45.626	310.9	27:01.155									
6	3	11:59.142 B	8:46.990	1:23.734	1:48.418	311.8	39:00.297									
7	1	10:43.364	5:43.842	3:05.668	1:53.854	78.4	49:43.661									
18	Absolute Racing Porsche 911 RSR - 19															
	1. Andrew HARYANTO 3. Marco SEEFRIED															
	2. Alessio PICARIELLO															
	1	3	5:23.381	2:03.788	1:31.039	1:48.554	287.7	5:23.381								
	2	3	3:55.360	37.081	1:29.909	1:48.370	292.4	9:18.741								
	3	3	3:55.781	37.535	1:29.769	1:48.477	294.8	13:14.522								
	4	3	4:19.083	37.002	1:29.447	2:12.634	292.4	17:33.605								
	5	3	4:11.282 B	41.219	1:33.968	1:56.095	239.3	21:44.887								
	6	2	34:09.414	...	1:31.045	1:47.429	289.3	1:55:54.301								
	7	2	7:00.849 B	1:16.107	2:56.353	2:48.389	79.1	2:02:55.150								
8	2	11:56.722	8:35.963	1:31.567	1:49.192	290.8	2:14:51.872									





FIA WEC

89^e Edition des 24 Heures du Mans

Free Practice 3



Sector Analysis

Lap under Red Flag Invalidated Lap Personal Best Session Best B Crossing the pit lane

Lap	D	Time	Sector 1	Sector 2	Sector 3	T. Spd	Elapsed	Lap	D	Time	Sector 1	Sector 2	Sector 3	T. Spd	Elapsed
9	2	3:52.011	36.558	1:29.303	1:46.150	291.6	2:18:43.883	15	1	3:42.215	35.011	1:24.934	1:42.270	311.8	1:19:23.884
10	2	3:59.846 B	36.557	1:30.016	1:53.273	294.0	2:22:43.729	16	1	3:47.648	34.828	1:25.089	1:47.731	311.8	1:23:11.532
11	1	5:27.270	1:59.580	1:34.317	1:53.373	273.2	2:28:10.999	17	1	4:11.626	1:05.448	1:24.866	1:41.312	311.8	1:27:23.158
12	1	3:59.893	37.637	1:31.500	1:50.756	290.0	2:32:10.892	18	1	3:49.319 B	34.880	1:23.731	1:50.708	316.3	1:31:12.477
13	1	6:27.070 B	37.434	1:30.919	4:18.717	290.0	2:38:37.962	19	3	5:27.165	1:51.385	1:23.666	2:12.114	311.8	1:36:39.642
14	1	13:06.188	9:38.008	1:34.719	1:53.461	288.5	2:51:44.150	20	3	4:07.153	1:03.745	1:23.224	1:40.184	312.7	1:40:46.795
15	1	4:06.241	39.099	1:35.648	1:51.494	290.0	2:55:50.391	21	3	3:37.352	34.403	1:23.333	1:39.616	312.7	1:44:24.147
16	1	4:56.337	37.860	1:31.781	2:46.696	288.5	3:00:46.728	22	3	3:34.813	34.025	1:22.525	1:38.263	312.7	1:47:58.960

20 High Class Racing
 1. Dennis ANDERSEN
 2. Ricky TAYLOR
 Oreca 07 - Gibson LMP2 P/A

1	3	4:00.642	50.323	1:29.012	1:41.307	263.9	4:00.642
2	3	4:06.653 B	36.385	1:29.984	2:00.284	290.0	8:07.295
3	3	7:45.524	4:39.300	1:25.347	1:40.877	310.9	15:52.819
4	3	3:36.721	35.384	1:23.155	1:38.182	315.4	19:29.540
5	3	3:33.578	33.760	1:22.419	1:37.399	312.7	23:03.118
6	3	3:44.349 B	34.110	1:22.341	1:47.898	313.6	26:47.467
7	3	5:45.397	1:51.700	2:07.114	1:46.583	276.7	32:32.864
8	3	4:24.572	33.870	2:05.771	1:44.931	310.0	36:57.436
9	1	1:01:26.187	...	1:25.581	1:59.280	310.9	1:38:23.623
10	1	3:43.728	34.891	1:24.684	1:44.153	316.3	1:42:07.351
11	1	3:47.375	35.065	1:25.611	1:46.699	315.4	1:45:54.726
12	1	3:44.299	35.361	1:25.513	1:43.425	313.6	1:49:39.025
13	1	3:41.929	34.984	1:24.895	1:42.050	317.2	1:53:20.954
14	1	5:24.476 B	34.990	1:24.262	3:25.224	312.7	1:58:45.430
15	1	15:03.652	...	1:27.634	1:44.537	299.7	2:13:49.082
16	1	3:49.835	35.432	1:25.926	1:48.477	311.8	2:17:38.917
17	1	3:44.777	36.445	1:25.083	1:43.249	316.3	2:21:23.694
18	1	3:40.929	34.947	1:24.389	1:41.593	313.6	2:25:04.623
19	1	3:41.460	35.008	1:24.636	1:41.816	310.9	2:28:46.083
20	1	3:41.457	35.498	1:25.101	1:40.858	310.9	2:32:27.540
21	1	6:21.890 B	34.509	1:23.467	4:23.914	314.5	2:38:49.430
22	2	10:30.389	5:56.928	2:50.904	1:42.557	79.3	2:49:19.819
23	2	3:35.578	34.026	1:23.154	1:38.398	315.4	2:52:55.397
24	2	3:34.729	33.963	1:22.363	1:38.403	316.3	2:56:30.126
25	2	4:20.955 B	33.769	1:22.789	2:24.397	314.5	3:00:51.081

21 DragonSpeed USA
 1. Henrik HEDMAN
 2. Ben HANLEY
 Oreca 07 - Gibson LMP2 P/A

1	2	4:15.413	1:05.712	1:26.963	1:42.738	279.5	4:15.413
2	2	3:36.359	34.188	1:22.676	1:39.495	315.4	7:51.772
3	2	4:05.177	33.595	1:21.484	2:10.098	315.4	11:56.949
4	2	3:36.246	35.875	1:21.513	1:38.858	316.3	15:33.195
5	2	3:32.178	33.436	1:21.695	1:37.047	317.2	19:05.373
6	2	3:42.505 B	33.806	1:23.482	1:45.217	317.2	22:47.878
7	1	4:48.240	1:40.127	1:25.470	1:42.643	311.8	27:36.118
8	1	3:56.970	35.012	1:33.297	1:48.661	310.9	31:33.088
9	1	4:34.748	35.019	2:09.039	1:50.690	281.0	36:07.836
10	1	5:08.774	35.241	1:24.303	3:09.230	311.8	41:16.610
11	1	7:41.009	1:25.032	4:21.710	1:54.267	76.5	48:57.619
12	1	7:23.756 B	35.783	2:15.555	4:32.418	311.8	56:21.375
13	1	15:35.875	...	1:28.705	1:46.806	295.6	1:11:57.250
14	1	3:44.419	35.130	1:25.077	1:44.212	312.7	1:15:41.669

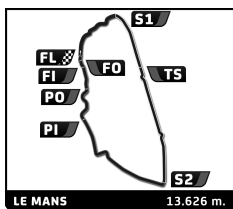
22 United Autosports USA
 1. Philip HANSON
 2. Fabio SCHERER
 Oreca 07 - Gibson LMP2

1	3	3:50.900	44.851	1:24.944	1:41.105	309.1	3:50.900
2	3	3:32.356	33.773	1:22.049	1:36.534	314.5	7:23.256
3	3	4:02.669	33.197	1:21.356	2:08.116	315.4	11:25.925
4	3	3:41.743	35.992	1:21.936	1:43.815	314.5	15:07.668
5	3	3:32.800	33.151	1:21.195	1:38.454	315.4	18:40.468
6	3	3:39.856	33.467	1:29.739	1:36.650	315.4	22:20.324
7	3	3:39.656 B	33.402	1:22.511	1:43.743	320.1	25:59.980
8	3	17:17.992	...	1:22.989	4:24.091	312.7	43:17.972
9	3	6:19.024	1:25.246	3:03.584	1:50.194	79.4	49:36.996
10	3	8:17.129 B	34.019	3:23.676	4:19.434	79.5	57:54.125
11	2	14:07.767	...	1:24.896	1:43.551	309.1	1:12:01.892
12	2	3:35.351	33.758	1:22.176	1:39.417	315.4	1:15:37.243
13	2	3:32.476	33.593	1:21.989	1:36.894	311.8	1:19:09.719
14	2	3:35.487	33.400	1:22.581	1:39.506	319.1	1:22:45.206
15	2	4:05.167	1:04.413	1:23.194	1:37.560	315.4	1:26:50.373
16	2	3:32.224	33.362	1:21.619	1:37.243	317.2	1:30:22.597
17	2	3:31.616	33.354	1:21.438	1:36.824	318.2	1:33:54.213
18	2	4:09.779 B	34.439	1:21.853	2:13.487	319.1	1:38:03.992
19	2	7:28.121	3:57.230	1:24.037	2:06.854	292.4	1:45:32.113
20	2	3:30.704	33.006	1:21.354	1:36.344	315.4	1:49:02.817
21	2	3:30.660	33.026	1:21.023	1:36.611	318.2	1:52:33.477
22	2	3:42.165 B	33.273	1:21.080	1:47.812	315.4	1:56:15.642
23	1	16:26.577	...	1:23.707	1:39.038	310.9	2:12:42.219
24	1	3:33.587	34.271	1:22.059	1:37.257	315.4	2:16:15.806
25	1	3:33.271	33.421	1:21.661	1:38.189	314.5	2:19:49.077
26	1	3:31.873	33.552	1:21.437	1:36.884	314.5	2:23:20.950
27	1	3:35.312	34.663	1:22.680	1:37.969	316.3	2:26:56.262
28	1	3:32.293	33.339	1:22.140	1:36.814	316.3	2:30:28.555
29	1	3:40.955 B	33.605	1:22.242	1:45.108	319.1	2:34:09.510
30	1	15:27.732	...	2:45.426	1:53.518	76.3	2:49:37.242
31	1	3:33.884	34.286	1:21.971	1:37.627	316.3	2:53:11.126
32	1	4:13.534 B	33.530	1:38.934	2:01.070	318.2	2:57:24.660

23 United Autosports
 1. Paul DI RESTA
 2. Alexander LYNN
 Oreca 07 - Gibson LMP2

1	3	7:04.012	4:01.381	1:23.990	1:38.641	305.6	7:04.012
2	3	4:07.985	33.741	1:23.427	2:10.817	310.0	11:11.997
3	3	3:36.766	36.082	1:22.845	1:37.839	312.7	14:48.763
4	3	3:35.404	34.427	1:22.806	1:38.171	310.9	18:24.167
5	3	3:34.516	33.561	1:22.493	1:38.462	312.7	21:58.683





FIA WEC 89^e Edition des 24 Heures du Mans Free Practice 3

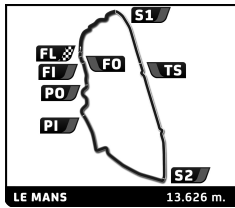


Sector Analysis

Lap under Red Flag Invalidated Lap Personal Best Session Best Crossing the pit lane

Lap	D	Time	Sector 1	Sector 2	Sector 3	T. Spd	Elapsed	Lap	D	Time	Sector 1	Sector 2	Sector 3	T. Spd	Elapsed							
2	1	4:04.280	33.588	1:21.896	2:08.796	314.5	10:57.509	19	2	4:07.769	1:03.743	1:22.632	1:41.394	310.9	1:40:16.408							
3	1	3:39.123	36.971	1:21.996	1:40.156	315.4	14:36.632	20	2	3:34.786	34.427	1:22.293	1:38.066	311.8	1:43:51.194							
4	1	3:33.402	33.831	1:21.710	1:37.861	320.1	18:10.034	21	2	3:34.062	33.773	1:21.855	1:38.434	313.6	1:47:25.256							
5	1	3:36.993	35.390	1:22.650	1:38.953	315.4	21:47.027	22	2	3:43.624B	34.619	1:22.687	1:46.318	313.6	1:51:08.880							
6	1	3:35.162	33.800	1:23.548	1:37.814	316.3	25:22.189	23	3	8:24.374B	3:11.780	1:25.491	3:47.103	307.3	1:59:33.254							
7	1	3:33.555	33.630	1:21.977	1:37.948	315.4	28:55.744	24	3	13:29.689	...	1:26.667	1:44.120	288.5	2:13:02.943							
8	1	4:27.046	33.538	2:07.885	1:45.623	316.3	33:22.790	25	3	3:36.062	34.178	1:22.905	1:38.979	314.5	2:16:39.005							
9	1	3:48.542	33.734	1:36.625	1:38.183	315.4	37:11.332	26	3	3:34.480	33.885	1:22.548	1:38.047	315.4	2:20:13.485							
10	1	6:34.219	33.633	1:32.700	4:27.886	319.1	43:45.551	27	3	3:35.821	33.959	1:23.181	1:38.681	319.1	2:23:49.306							
11	1	5:58.323	1:26.050	2:42.570	1:49.703	79.3	49:43.874	28	3	3:34.268	34.065	1:22.235	1:37.968	313.6	2:27:23.574							
12	1	8:38.456B	35.204	3:42.639	4:20.613	79.3	58:22.330	29	3	3:33.892	33.573	1:22.391	1:37.928	318.2	2:30:57.466							
13	3	15:30.325	...	1:26.768	1:39.233	284.7	1:13:52.655	30	3	3:34.053	33.665	1:22.200	1:38.188	311.8	2:34:31.519							
14	3	3:35.373	33.712	1:22.723	1:38.938	319.1	1:17:28.028	31	3	8:13.726B	34.280	3:10.312	4:29.134	314.5	2:42:45.245							
15	3	3:35.482	34.401	1:23.948	1:37.133	298.0	1:21:03.510	32	2	7:59.801	4:51.128	1:28.183	1:40.490	267.8	2:50:45.046							
16	3	3:35.714	33.618	1:22.353	1:39.743	318.2	1:24:39.224	33	2	3:38.217	33.896	1:22.229	1:42.092	315.4	2:54:23.263							
17	3	4:05.507	1:04.686	1:23.131	1:37.690	305.6	1:28:44.731	34	2	4:55.092	37.530	1:24.685	2:52.877	308.2	2:59:18.355							
18	3	3:33.009	33.577	1:21.850	1:37.582	315.4	1:32:17.740	35	2	3:34.960	34.008	1:22.583	1:38.369	313.6	3:02:53.315							
19	3	4:10.469B	35.253	1:22.383	2:12.833	318.2	1:36:28.209	<div style="border: 1px solid black; padding: 5px;"> <h3 style="margin: 0;">29 Racing Team Nederland</h3> <p style="margin: 0;">1. Frits VAN EERD 3. Job VAN UITERT Oreca 07 - Gibson LMP2 P/A 2. Giedo VAN DER GARDE</p> </div>							1	2	4:07.060	59.614	1:24.949	1:42.497	308.2	4:07.060
22	3	3:33.816	33.478	1:22.073	1:38.265	320.1	1:48:28.845								2	2	3:33.744	34.049	1:22.150	1:37.545	315.4	7:40.804
23	3	3:40.973B	33.947	1:22.397	1:44.629	320.1	1:52:09.818								3	2	4:06.208	33.776	1:21.898	2:10.534	317.2	11:47.012
24	2	22:23.124	...	1:24.452	1:41.552	310.9	2:14:32.942								4	2	3:35.541	36.231	1:22.084	1:37.226	315.4	15:22.553
25	2	3:38.878	34.346	1:23.209	1:41.323	319.1	2:18:11.820								5	2	3:33.176	33.836	1:22.112	1:37.228	315.4	18:55.729
26	2	3:42.030	37.217	1:23.559	1:41.254	315.4	2:21:53.850								6	2	3:32.648	33.666	1:21.892	1:37.090	316.3	22:28.377
27	2	3:40.783	34.723	1:23.496	1:42.564	309.1	2:25:34.633								7	2	3:33.479	33.723	1:21.836	1:37.920	316.3	26:01.856
28	2	3:46.559B	34.813	1:23.580	1:48.166	311.8	2:29:21.192								8	2	4:08.856	33.763	1:22.167	2:12.926	317.2	30:10.712
29	2	9:52.653	4:02.414	1:23.978	4:26.261	313.6	2:39:13.845								9	2	4:22.587	33.635	2:04.890	1:44.062	313.6	34:33.299
30	2	8:45.833	1:25.848	4:22.862	2:57.123	77.9	2:47:59.678								10	2	3:34.122	33.624	1:22.335	1:38.163	310.9	38:07.421
31	2	3:40.004	35.303	1:23.888	1:40.813	314.5	2:51:39.682								11	2	8:33.106B	33.843	3:28.191	4:31.072	79.5	46:40.527
32	2	3:53.166	39.272	1:29.231	1:44.663	284.7	2:55:32.848								12	1	26:48.796	...	1:27.347	1:44.472	290.8	1:13:29.323
33	2	4:54.636B	34.655	1:22.960	2:57.021	314.5	3:00:27.484								13	1	3:41.436	35.111	1:24.490	1:41.835	311.8	1:17:10.759
<div style="border: 1px solid black; padding: 5px;"> <h3 style="margin: 0;">28 JOTA</h3> <p style="margin: 0;">1. Sean GELAELE 3. Tom BLOMQVIST Oreca 07 - Gibson LMP2 2. Stoffel VANDORNE</p> </div>															14	1	3:42.449	35.002	1:24.560	1:42.887	311.8	1:20:53.208
								15	1	7:49.808B	4:24.128	1:30.800	1:54.880	296.4	1:28:43.016							
								16	1	9:38.671B	5:40.023	1:26.770	2:31.878	311.8	1:38:21.687							
								17	3	8:40.095	5:37.286	1:23.558	1:39.251	308.2	1:47:01.782							
								18	3	3:35.250	34.032	1:22.721	1:38.497	312.7	1:50:37.032							
								19	3	3:37.184	34.203	1:22.603	1:40.378	320.1	1:54:14.216							
								20	3	6:28.175B	34.444	1:51.685	4:02.046	319.1	2:00:42.391							
								21	1	12:17.201	9:04.730	1:26.899	1:45.572	309.1	2:12:59.592							
								22	1	3:44.244	35.318	1:24.842	1:44.084	313.6	2:16:43.836							
								23	1	3:44.841	35.546	1:25.754	1:43.541	310.0	2:20:28.677							
								24	1	3:41.475	35.275	1:24.922	1:41.278	310.9	2:24:10.152							
								25	1	3:41.236	35.033	1:24.671	1:41.532	310.9	2:27:51.388							
								26	1	3:41.817	35.471	1:24.947	1:41.399	310.0	2:31:33.205							
								27	1	3:56.302B	35.756	1:24.667	1:55.879	311.8	2:35:29.507							
								28	1	15:04.306	...	1:27.743	1:44.865	287.7	2:50:33.813							
								29	1	3:47.364	36.213	1:25.672	1:45.479	311.8	2:54:21.177							
								30	1	5:02.508	35.872	1:26.117	3:00.519	308.2	2:59:23.685							
31	1	3:44.211	35.939	1:25.586	1:42.686	309.1	3:03:07.896															





FIA WEC

89^e Edition des 24 Heures du Mans

Free Practice 3

Sector Analysis



■ Lap under Red Flag ■ Invalidated Lap ■ Personal Best ■ Session Best ■ Crossing the pit lane

Lap	D	Time	Sector 1	Sector 2	Sector 3	T. Spd	Elapsed	Lap	D	Time	Sector 1	Sector 2	Sector 3	T. Spd	Elapsed
19	1	4:03.068B	37.011	1:30.551	1:55.506	294.0	2:29:37.360	17	1	6:23.965B	33.794	1:48.648	4:01.523	308.2	2:00:39.844
20	3	5:45.443	2:08.307	1:32.772	2:04.364	275.3	2:35:22.803	18	1	12:17.871	9:13.759	1:22.832	1:41.280	318.2	2:12:57.715
21	3	9:57.598B	1:10.792	4:18.168	4:28.638	79.4	2:45:20.401	19	1	3:31.785	33.582	1:20.822	1:37.381	323.9	2:16:29.500
22	3	6:16.302	2:56.876	1:31.745	1:47.681	280.3	2:51:36.703	20	1	3:31.749	33.644	1:21.787	1:36.318	329.8	2:20:01.249
23	3	4:02.222B	37.915	1:30.734	1:53.573	276.7	2:55:38.925	21	1	3:29.920	33.650	1:20.342	1:35.928	324.9	2:23:31.169

Rank	Driver	Team	Time	S1	S2	S3	Spd	Elapsed
34	Inter Europol Competition	Oreca 07 - Gibson						
1	Jakub SMIECHOWSKI	3.Alex BRUNDLE						
2	Renger VAN DER ZANDE	LMP2						

1	2	4:11.976B	48.558	1:27.737	1:55.681	294.0	4:11.976
2	2	11:55.966	8:50.738	1:24.653	1:40.575	313.6	16:07.942
3	2	3:49.331B	35.075	1:26.187	1:48.069	314.5	19:57.273
4	2	52:39.975	...	1:24.055	1:38.494	313.6	1:12:37.248
5	2	3:36.057	33.794	1:23.346	1:38.917	318.2	1:16:13.305
6	2	3:33.760	33.781	1:22.119	1:37.860	316.3	1:19:47.065
7	2	3:34.474	33.750	1:21.943	1:38.781	315.4	1:23:21.539
8	2	4:12.097B	1:04.306	1:23.935	1:43.856	316.3	1:27:33.636
9	1	8:36.270	4:52.261	1:26.371	2:17.638	311.8	1:36:09.906
10	1	4:08.497	1:04.407	1:24.087	1:40.003	312.7	1:40:18.403
11	1	3:41.106	35.785	1:23.735	1:41.586	313.6	1:43:59.509
12	1	3:40.058	34.679	1:23.015	1:42.364	315.4	1:47:39.567
13	1	3:40.406	34.413	1:23.965	1:42.028	298.8	1:51:19.973
14	1	4:19.090	34.253	2:02.984	1:41.853	315.4	1:55:39.063
15	1	7:04.624B	1:02.090	3:19.391	2:43.143	74.9	2:02:43.687
16	2	10:32.224	7:11.176	1:27.125	1:53.923	294.0	2:13:15.911
17	2	3:32.188	33.617	1:21.790	1:36.781	315.4	2:16:48.099
18	2	3:38.910B	33.649	1:22.092	1:43.169	317.2	2:20:27.009
19	1	4:39.859	1:34.428	1:25.000	1:40.431	312.7	2:25:06.868
20	1	3:39.541	34.527	1:23.753	1:41.261	314.5	2:28:46.409
21	1	3:38.902	35.472	1:24.061	1:39.369	311.8	2:32:25.311
22	1	6:21.478	34.350	1:23.308	4:23.820	314.5	2:38:46.789
23	1	9:37.505B	1:25.377	4:19.329	3:52.799	80.0	2:48:24.294
24	1	4:55.794	1:48.720	1:26.112	1:40.962	311.8	2:53:20.088
25	1	3:48.038	34.643	1:24.434	1:48.961	313.6	2:57:08.126
26	1	3:53.672B	34.530	1:24.403	1:54.739	311.8	3:01:01.798

Rank	Driver	Team	Time	S1	S2	S3	Spd	Elapsed
36	Alpine Elf Matmut	Alpine A480 - Gibson						
1	André NEGRAO	3.Matthieu VAXIVIERE						
2	Nicolas LAPIERRE	HYPERCAR						

1	2	4:03.495B	55.343	1:23.115	1:45.037	318.2	4:03.495
2	2	11:45.142	8:46.648	1:20.950	1:37.544	321.0	15:48.637
3	2	3:28.946	33.284	1:20.334	1:35.328	322.0	19:17.583
4	2	3:29.775	33.237	1:20.793	1:35.745	322.9	22:47.358
5	2	3:28.879	33.057	1:20.498	1:35.324	328.8	26:16.237
6	2	3:38.944B	34.005	1:20.901	1:44.038	325.8	29:55.181
7	2	5:50.971	2:01.742	2:04.302	1:44.927	322.0	35:46.152
8	2	3:47.148B	33.035	1:20.075	1:54.038	322.9	39:33.300
9	3	36:18.053	...	1:22.720	1:39.957	318.2	1:15:51.353
10	3	3:31.033	33.148	1:20.462	1:37.423	323.9	1:19:22.386
11	3	3:32.399	33.386	1:20.404	1:38.609	325.8	1:22:54.785
12	3	4:08.136B	1:03.495	1:21.171	1:43.470	321.0	1:27:02.921
13	3	4:46.740	1:44.938	1:22.498	1:39.304	323.9	1:31:49.661
14	3	4:01.293	33.234	1:20.723	2:07.336	322.0	1:35:50.954
15	3	4:10.785B	1:03.694	1:22.695	1:44.396	319.1	1:40:01.739
16	1	14:14.140	...	1:22.278	1:39.033	320.1	1:54:15.879

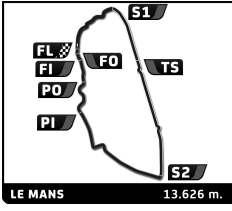
Rank	Driver	Team	Time	S1	S2	S3	Spd	Elapsed
38	JOTA	Oreca 07 - Gibson						
1	Roberto GONZALEZ	3.Anthony DAVIDSON						
2	Antonio Felix DA COSTA	LMP2						

1	1	4:14.070	1:03.778	1:27.949	1:42.343	303.9	4:14.070
2	1	3:35.778	35.211	1:22.492	1:38.075	318.2	7:49.848
3	1	4:05.168	34.060	1:21.411	2:09.697	322.0	11:55.016
4	1	3:36.831	36.902	1:21.823	1:38.106	316.3	15:31.847
5	1	3:33.019	33.815	1:21.614	1:37.590	318.2	19:04.866
6	1	3:33.779	33.880	1:21.700	1:38.199	318.2	22:38.645
7	1	3:37.032	36.086	1:21.865	1:39.081	317.2	26:15.677
8	1	3:35.904	34.077	1:22.776	1:39.051	321.0	29:51.581
9	1	4:22.266	33.865	2:03.784	1:44.617	316.3	34:13.847
10	1	3:35.293	34.866	1:22.250	1:38.177	316.3	37:49.140
11	1	7:53.246B	34.126	2:50.858	4:28.262	322.0	45:42.386
12	3	26:20.513	...	1:25.158	1:39.816	310.0	1:12:02.899
13	3	3:34.946	33.852	1:21.975	1:39.119	318.2	1:15:37.845
14	3	3:33.666	33.822	1:21.954	1:37.890	319.1	1:19:11.511
15	3	3:37.466	33.557	1:21.957	1:41.952	318.2	1:22:48.977
16	3	4:04.099	1:04.389	1:22.589	1:37.121	316.3	1:26:53.076
17	3	3:41.375B	33.772	1:21.920	1:45.683	317.2	1:30:34.451
18	3	6:09.044	2:37.642	1:22.280	2:09.122	317.2	1:36:43.495
19	3	4:03.647	1:03.635	1:21.778	1:38.234	315.4	1:40:47.142
20	3	3:34.156	34.380	1:22.090	1:37.686	317.2	1:44:21.298
21	3	3:33.491	34.110	1:22.063	1:37.318	315.4	1:47:54.789
22	3	3:39.646B	33.733	1:21.617	1:44.296	318.2	1:51:34.435
23	2	21:32.390	...	1:25.185	1:39.502	290.0	2:13:06.825
24	2	3:35.372	34.294	1:22.489	1:38.589	315.4	2:16:42.197
25	2	3:33.791	34.028	1:22.060	1:37.703	315.4	2:20:15.988
26	2	3:34.674	33.933	1:23.144	1:37.597	318.2	2:23:50.662
27	2	3:35.097	33.800	1:22.774	1:38.523	302.2	2:27:25.759
28	2	3:45.125B	34.455	1:22.909	1:47.761	321.0	2:31:10.884
29	2	19:44.879	...	1:30.767	1:54.143	304.7	2:50:55.763
30	2	3:30.507	33.167	1:21.143	1:36.197	315.4	2:54:26.270
31	2	4:51.156	34.741	1:23.018	2:53.397	312.7	2:59:17.426
32	2	3:30.213	33.394	1:21.104	1:35.715	313.6	3:02:47.639

Rank	Driver	Team	Time	S1	S2	S3	Spd	Elapsed
39	SO24-Dirob by Graff	Oreca 07 - Gibson						
1	Vincent CAPILLAIRE	3.Maxime ROBIN						
2	Arnold ROBIN	LMP2 P/A						

1	1	4:16.846	1:03.144	1:29.178	1:44.524	257.0	4:16.846
2	1	3:39.497	34.414	1:23.663	1:41.420	318.2	7:56.343





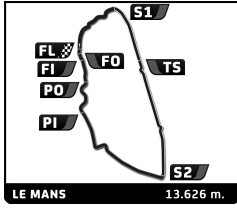
FIA WEC 89^e Edition des 24 Heures du Mans Free Practice 3

Sector Analysis



Table with columns for Lap, D, Time, Sector 1, Sector 2, Sector 3, T. Spd, Elapsed. Includes sub-tables for cars 44, 41, 46, and 47.



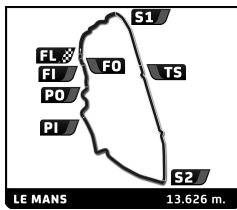


FIA WEC
89° Edition des 24 Heures du Mans
Free Practice 3

Sector Analysis



Lap under Red Flag											Invalidated Lap		Personal Best		Session Best		Crossing the pit lane			
Lap	D	Time	Sector 1	Sector 2	Sector 3	T. Spd	Elapsed	Lap	D	Time	Sector 1	Sector 2	Sector 3	T. Spd	Elapsed					
48 IDEC Sport 1. Paul LAFARGUE 3. Patrick PILET Oreca 07 - Gibson LMP2 2. Paul Loup CHATIN																				
1	3	4:32.577	1:25.074	1:26.129	1:41.374	304.7	4:32.577													
2	3	3:35.702	34.015	1:22.614	1:39.073	313.6	8:08.279													
3	3	4:12.989	34.109	1:22.578	2:16.302	310.0	12:21.268													
4	3	3:33.187	33.801	1:22.231	1:37.155	311.8	15:54.455													
5	3	3:41.748	33.997	1:23.180	1:44.571	303.9	19:36.203													
6	3	17:07.306	6:57.392	1:24.056	8:45.858	303.0	36:43.509													
7	3	15:16.736	...	1:24.856	2:33.928	307.3	52:00.245													
8	3	19:49.436	...	1:25.910	1:42.357	308.2	1:11:49.681													
9	3	3:35.868	33.947	1:22.729	1:39.192	311.8	1:15:25.549													
10	3	3:33.160	33.326	1:22.165	1:37.669	313.6	1:18:58.709													
11	3	3:33.119	33.782	1:21.942	1:37.395	316.3	1:22:31.828													
12	3	3:56.554	55.614	1:22.319	1:38.621	312.7	1:26:28.382													
13	3	3:56.160	33.444	1:22.480	2:00.236	312.7	1:30:24.542													
14	1	5:45.988	2:07.444	1:25.192	2:13.352	312.7	1:36:10.530													
15	1	4:10.675	1:04.417	1:24.898	1:41.360	312.7	1:40:21.205													
16	1	3:44.472	35.828	1:25.482	1:43.162	311.8	1:44:05.677													
17	1	3:40.394	35.037	1:24.204	1:41.153	310.9	1:47:46.071													
18	1	3:42.351	34.715	1:23.638	1:43.998	316.3	1:51:28.422													
19	1	3:46.876	34.796	1:24.359	1:47.721	316.3	1:55:15.298													
20	1	19:34.027	...	1:25.782	1:44.287	285.4	2:14:49.325													
21	1	3:38.802	34.475	1:23.572	1:40.755	314.5	2:18:28.127													
49 High Class Racing 1. Anders FJORDBACH 3. Kevin MAGNUSSEN Oreca 07 - Gibson LMP2 2. Jan MAGNUSSEN																				
1	2	6:59.980	3:53.468	1:25.694	1:40.818	305.6	6:59.980													
2	2	4:10.010	34.249	1:23.846	2:11.915	308.2	11:09.990													
3	2	3:41.058	36.529	1:24.189	1:40.340	310.0	14:51.048													
4	2	3:37.503	34.443	1:23.867	1:39.193	315.4	18:28.551													
5	2	3:37.672	34.162	1:23.231	1:40.279	315.4	22:06.223													
6	2	3:36.819	34.200	1:22.925	1:39.694	310.9	25:43.042													
7	2	3:38.613	34.420	1:23.168	1:41.025	311.8	29:21.655													
8	2	4:26.481	34.020	2:06.022	1:46.439	309.1	33:48.136													
9	2	3:36.430	34.222	1:23.645	1:38.563	311.8	37:24.566													
10	2	7:09.922	35.014	2:06.442	4:28.466	316.3	44:34.488													
11	2	10:26.842	4:30.326	1:27.060	4:29.456	303.9	55:01.330													
12	2	17:10.408	...	1:26.973	1:40.683	292.4	1:12:11.738													
13	2	3:36.336	34.086	1:23.150	1:39.100	311.8	1:15:48.074													
14	2	3:36.145	34.024	1:23.142	1:38.979	310.0	1:19:24.219													
15	2	3:48.629	34.735	1:25.294	1:48.600	299.7	1:23:12.848													
16	1	7:01.466	3:48.511	1:24.754	1:48.201	309.1	1:30:14.314													
17	1	6:46.392	3:09.280	1:23.918	2:13.194	306.5	1:37:00.706													
18	1	4:07.675	1:04.562	1:23.994	1:39.119	310.0	1:41:08.381													
19	1	3:39.103	34.767	1:23.592	1:40.744	309.1	1:44:47.484													
20	1	3:38.090	35.057	1:23.584	1:39.449	309.1	1:48:25.574													
21	1	3:37.171	34.325	1:23.987	1:38.859	311.8	1:52:02.745													
22	1	3:36.839	34.120	1:23.446	1:39.273	308.2	1:55:39.584													
23	1	7:05.300	1:02.637	3:19.037	2:43.626	80.0	2:02:44.884													
24	3	11:00.973	7:53.376	1:25.632	1:41.965	307.3	2:13:45.857													
25	3	3:41.783	35.193	1:24.767	1:41.823	312.7	2:17:27.640													
26	3	3:36.146	33.851	1:23.126	1:39.169	308.2	2:21:03.786													
27	3	3:35.520	33.941	1:23.253	1:38.326	306.5	2:24:39.306													
28	3	3:35.523	33.758	1:23.017	1:38.748	308.2	2:28:14.829													
29	3	3:43.066	34.633	1:23.385	1:45.048	307.3	2:31:57.895													
30	3	19:47.083	...	1:25.536	1:40.731	308.2	2:51:44.978													
31	3	3:45.373	34.810	1:26.367	1:44.196	311.8	2:55:30.351													
32	3	4:47.896	34.003	1:23.458	2:50.435	307.3	3:00:18.247													
51 AF Corse 1. Alessandro PIER GUIDI 3. Côme LEDOGAR Ferrari 488 GTE Evo LMGT Pro 2. James CALADO																				
1	3	6:36.353	2:43.422	1:44.536	2:08.395	183.7	6:36.353													
2	3	31:00.940	...	1:31.266	1:48.591	286.9	37:37.293													
3	3	7:43.450	37.146	2:38.165	4:28.139	291.6	45:20.743													
4	3	5:00.303	1:25.226	1:45.336	1:49.741	281.0	50:21.046													
5	3	8:39.814	1:03.134	4:20.033	3:16.647	78.8	59:00.860													
6	1	16:03.383	...	1:31.583	1:49.658	256.4	1:15:04.243													



FIA WEC 89^e Edition des 24 Heures du Mans Free Practice 3



Sector Analysis

Lap under Red Flag Invalidated Lap Personal Best Session Best Crossing the pit lane

Table with 14 columns: Lap, D, Time, Sector 1, Sector 2, Sector 3, T. Spd, Elapsed. Contains data for drivers 7-25.

52 AF Corse Ferrari 488 GTE Evo. 1. Daniel SERRA, 2. Miguel MOLINA, 3. Sam BIRD, LMGTE Pro

Table with 14 columns: Lap, D, Time, Sector 1, Sector 2, Sector 3, T. Spd, Elapsed. Contains data for driver 52.

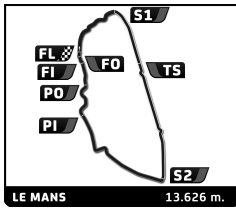
54 AF Corse Ferrari 488 GTE Evo. 1. Thomas FLOHR, 2. Giancarlo FISICHELLA, 3. Francesco CASTELLACCI, LMGTE Am

Table with 14 columns: Lap, D, Time, Sector 1, Sector 2, Sector 3, T. Spd, Elapsed. Contains data for driver 54.

55 Spirit of Race Ferrari 488 GTE Evo. 1. Duncan CAMERON, 2. David PEREL, 3. Matthew GRIFFIN, LMGTE Am

Table with 14 columns: Lap, D, Time, Sector 1, Sector 2, Sector 3, T. Spd, Elapsed. Contains data for driver 55.





FIA WEC

89^e Edition des 24 Heures du Mans

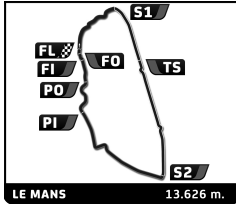
Free Practice 3

Sector Analysis



		Lap under Red Flag					Invalidated Lap		Personal Best		Session Best		B Crossing the pit lane		
Lap	D	Time	Sector 1	Sector 2	Sector 3	T. Spd	Elapsed	Lap	D	Time	Sector 1	Sector 2	Sector 3	T. Spd	Elapsed
56		Team Project 1				Porsche 911 RSR - 19									
		1.Egidio PERFETTI		3.Riccardo PERA		LMGTE Am									
		2.Matteo CAIROLI													
1	3	5:26.673	2:08.672	1:30.211	1:47.790	290.0	5:26.673								
2	3	3:52.133	36.681	1:29.468	1:45.984	294.0	9:18.806								
3	3	3:51.473	36.233	1:29.141	1:46.099	296.4	13:10.279								
4	3	3:51.364	36.293	1:29.123	1:45.948	293.2	17:01.643								
5	3	3:51.258	36.308	1:28.972	1:45.978	293.2	20:52.901								
6	3	3:52.013	36.608	1:28.912	1:46.493	293.2	24:44.914								
7	3	3:52.934	36.877	1:29.432	1:46.625	295.6	28:37.848								
8	3	4:47.103	B	36.278	2:09.966	2:00.859	290.8	33:24.951							
9	1	7:34.269	2:56.931	1:31.036	3:06.302	288.5	40:59.220								
10	1	8:00.306	1:24.924	4:19.374	2:16.008	79.0	48:59.526								
11	1	7:38.429	B	38.570	2:28.636	4:31.223	289.3	56:37.955							
12	2	25:49.750	...	1:31.702	2:09.396	290.0	1:22:27.705								
13	2	4:02.800	45.167	1:30.502	1:47.131	290.0	1:26:30.505								
14	2	3:58.879	B	36.738	1:29.783	1:52.358	291.6	1:30:29.384							
15	2	13:17.901	...	1:29.999	1:46.612	290.8	1:43:47.285								
16	2	3:52.679	36.495	1:29.279	1:46.905	293.2	1:47:39.964								
17	2	3:52.292	36.496	1:29.357	1:46.439	294.0	1:51:32.256								
18	2	3:59.922	B	37.026	1:29.904	1:52.992	293.2	1:55:32.178							
19	2	19:00.149	...	1:30.051	1:52.802	291.6	2:14:32.327								
20	2	3:52.861	36.427	1:29.376	1:47.058	294.8	2:18:25.188								
21	2	3:50.792	36.476	1:29.078	1:45.238	294.8	2:22:15.980								
22	2	3:57.745	B	37.231	1:29.269	1:51.245	294.0	2:26:13.725							
23	1	5:59.292	2:38.453	1:32.207	1:48.632	290.8	2:32:13.017								
24	1	6:33.301	37.647	1:31.184	4:24.470	293.2	2:38:46.318								
25	1	9:07.911	1:24.876	4:19.348	3:23.687	79.1	2:47:54.229								
26	1	4:00.752	38.779	1:32.855	1:49.118	281.7	2:51:54.981								
27	1	3:58.777	37.816	1:30.452	1:50.509	291.6	2:55:53.758								
28	1	4:52.041	37.375	1:30.152	2:44.514	290.8	3:00:45.799								
60		Iron Lynx				Ferrari 488 GTE Evo									
		1.Claudio SCHIAVONI		3.Raffaele GIAMMARRIA		LMGTE Am									
		2.Paolo RUBERTI													
1	1	5:49.447	2:21.675	1:36.438	1:51.334	276.7	5:49.447								
2	1	3:59.286	37.993	1:31.049	1:50.244	295.6	9:48.733								
3	1	4:00.158	38.951	1:30.972	1:50.235	297.2	13:48.891								
4	1	3:59.980	38.025	1:31.601	1:50.354	293.2	17:48.871								
5	1	4:01.644	37.712	1:32.171	1:51.761	263.9	21:50.515								
6	1	4:02.063	38.381	1:32.194	1:51.488	290.8	25:52.578								
7	1	4:46.229	B	37.904	1:30.892	2:37.433	290.8	30:38.807							
8	1	7:37.620	4:10.471	1:34.005	1:53.144	288.5	38:16.427								
9	1	9:13.768	B	39.581	4:09.569	4:24.618	79.5	47:30.195							
10	3	10:45.733	B	2:41.544	3:34.232	4:29.957	79.3	58:15.928							
11	3	14:04.060	...	1:31.877	1:50.556	290.8	1:12:19.988								
12	3	3:57.454	37.204	1:30.695	1:49.555	292.4	1:16:17.442								
13	3	3:54.990	36.774	1:30.338	1:47.878	293.2	1:20:12.432								
14	3	4:01.326	B	36.778	1:30.151	1:54.397	292.4	1:24:13.758							
15	3	4:49.477	1:27.690	1:32.303	1:49.484	269.8	1:29:03.235								
16	3	3:55.571	37.730	1:30.094	1:47.747	294.0	1:32:58.806								
17	3	4:32.827	B	36.777	1:30.848	2:25.202	293.2	1:37:31.633							
18	3	5:00.671	1:41.299	1:30.903	1:48.469	290.8	1:42:32.304								
19	3	3:53.629	36.722	1:29.874	1:47.033	291.6	1:46:25.933								
20	3	3:53.618	36.699	1:30.056	1:46.863	291.6	1:50:19.551								
21	3	3:55.998	36.450	1:29.638	1:49.910	292.4	1:54:15.549								
22	3	6:32.626	B	37.007	2:11.227	3:44.392	298.8	2:00:48.175							
23	2	17:25.324	...	1:33.129	1:49.358	287.7	2:18:13.499								
24	2	3:56.153	37.272	1:29.900	1:48.981	295.6	2:22:09.652								
25	2	3:52.821	36.706	1:29.381	1:46.734	296.4	2:26:02.473								
26	2	3:54.432	36.867	1:29.315	1:48.250	295.6	2:29:56.905								
27	2	3:52.447	B	36.438	1:29.301	1:46.708	296.4	2:33:49.352							
28	2	7:21.859	B	37.117	2:16.314	4:28.428	295.6	2:41:11.211							
29	1	10:59.144	7:30.488	1:34.003	1:54.653	288.5	2:52:10.355								





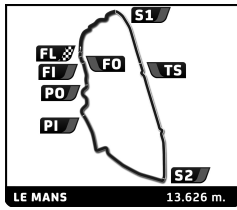
FIA WEC 89^e Edition des 24 Heures du Mans Free Practice 3



Sector Analysis

Lap under Red Flag Invalidated Lap Personal Best Session Best B Crossing the pit lane

Table with columns: Lap, D, Time, Sector 1, Sector 2, Sector 3, T. Spd, Elapsed. Rows include driver information (e.g., 63 Corvette Racing, 64 Corvette Racing, 65 Panis Racing, 66 JMW Motorsport) and lap-by-lap performance data.



FIA WEC 89^e Edition des 24 Heures du Mans Free Practice 3

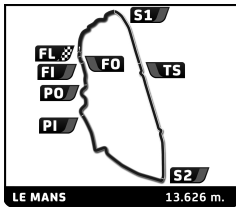


Sector Analysis

Lap under Red Flag Invalidated Lap Personal Best Session Best Crossing the pit lane

Table with columns: Lap, D, Time, Sector 1, Sector 2, Sector 3, T. Spd, Elapsed. Contains data for drivers 69, 70, and 71.





FIA WEC
89^e Edition des 24 Heures du Mans
Free Practice 3

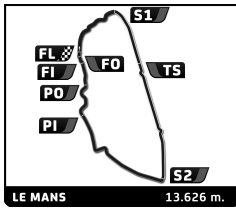


Sector Analysis

Lap under Red Flag Invalidated Lap Personal Best Session Best B Crossing the pit lane

Lap	D	Time	Sector 1	Sector 2	Sector 3	T. Spd	Elapsed	Lap	D	Time	Sector 1	Sector 2	Sector 3	T. Spd	Elapsed
11	1	4:55.886	1:24.911	1:37.472	1:53.503	253.9	50:34.659	24	1	11:17.332	8:02.426	1:29.910	1:44.996	286.2	2:13:41.610
12	1	8:53.638B	1:26.160	4:19.313	3:08.165	79.1	59:28.297	25	1	3:53.399	37.052	1:26.753	1:49.594	303.9	2:17:35.009
72 Hub Auto Racing Porsche 911 RSR - 19 1.Dries VANTHOOR LMGT E Pro 2.Alvaro PARENTE 3.Maxime MARTIN								77 Dempsey - Proton Racing Porsche 911 RSR - 19 1.Christian RIED LMGT E Am 2.Jaxon EVANS 3.Matt CAMPBELL							
1	1	23:11.726B	...	1:31.273	1:56.291	247.6	23:11.726	1	3	5:33.131	2:09.174	1:32.363	1:51.594	245.9	5:33.131
2	1	29:09.569B	...	1:30.165	2:50.527	291.6	52:21.295	2	3	3:50.823	36.372	1:28.746	1:45.705	294.8	9:23.954
3	1	19:44.542	...	1:29.796	1:46.484	292.4	1:12:05.837	3	3	4:02.266B	36.666	1:30.539	1:55.061	287.7	13:26.220
4	1	3:52.652	36.996	1:28.902	1:46.754	294.8	1:15:58.489	4	3	10:20.339	7:01.452	1:31.272	1:47.615	273.9	23:46.559
5	1	3:50.631	36.347	1:28.184	1:46.100	296.4	1:19:49.120	5	3	3:52.396	36.637	1:29.656	1:46.103	288.5	27:38.955
6	1	3:52.009	36.546	1:28.364	1:47.099	294.8	1:23:41.129	6	3	4:47.559B	37.972	2:08.176	2:01.411	289.3	32:26.514
7	1	4:18.482	1:04.373	1:28.849	1:45.260	294.8	1:27:59.611	7	3	6:28.420B	3:01.205	1:31.001	1:56.214	287.7	38:54.934
8	1	3:51.227	36.150	1:28.562	1:46.515	295.6	1:31:50.838	8	3	14:13.113B	9:16.794	1:32.179	3:24.140	286.2	53:08.047
9	1	4:24.744B	36.440	1:28.741	2:19.563	298.0	1:36:15.582	9	1	20:29.657	...	1:33.703	1:50.211	275.3	1:13:37.704
10	2	5:30.745	2:12.265	1:30.532	1:47.948	292.4	1:41:46.327	10	1	4:01.390	37.187	1:33.561	1:50.642	290.8	1:17:39.094
11	2	3:53.283	36.536	1:29.810	1:46.937	292.4	1:45:39.610	11	1	3:57.605	37.368	1:30.754	1:49.483	292.4	1:21:36.699
12	2	3:53.094	36.431	1:29.011	1:47.652	293.2	1:49:32.704	12	1	4:05.754	38.030	1:36.253	1:51.471	290.0	1:25:42.453
13	2	4:03.164B	36.416	1:29.324	1:57.424	292.4	1:53:35.868	13	1	3:58.071	37.661	1:31.054	1:49.356	294.0	1:29:40.524
14	2	8:43.543B	1:39.325	2:53.396	4:10.822	291.6	2:02:19.411	14	1	3:58.189	37.503	1:31.099	1:49.587	293.2	1:33:38.713
15	3	12:01.179	8:43.818	1:29.290	1:48.071	294.0	2:14:20.590	15	1	4:32.893	37.822	1:31.157	2:23.914	291.6	1:38:11.606
16	3	3:50.709	36.251	1:28.765	1:45.693	298.8	2:18:11.299	16	1	4:04.681	40.069	1:34.079	1:50.533	289.3	1:42:16.287
17	3	4:00.873B	38.098	1:29.846	1:52.929	278.8	2:22:12.172	17	1	4:08.035B	38.005	1:31.830	1:58.200	290.8	1:46:24.322
18	3	9:57.218	6:41.906	1:29.031	1:46.281	294.8	2:32:09.390	18	2	7:13.825	3:55.785	1:30.942	1:47.098	290.8	1:53:38.147
19	3	6:19.311B	36.147	1:31.562	4:11.602	293.2	2:38:28.701	19	2	5:52.342B	36.572	1:29.634	3:46.136	293.2	1:59:30.489
20	3	10:52.205	5:45.219	3:16.484	1:50.502	77.8	2:49:20.906	20	1	19:52.848	...	2:28.429	2:30.580	148.0	2:19:23.337
21	3	3:54.129	36.498	1:29.755	1:47.876	293.2	2:53:15.035	21	1	5:15.585	48.133	2:13.246	2:14.206	170.6	2:24:38.922
22	3	4:08.096B	36.093	1:29.747	2:02.256	291.6	2:57:23.131	22	1	4:36.144	43.152	1:45.269	2:07.723	225.8	2:29:15.066
74 Racing Team India Eurasia Ligier JSP217 - Gibson 1.James WINSLOW LMP2 P/A 2.John CORBETT 3.Tom CLOET								79 WeatherTech Racing Porsche 911 RSR - 19 1.Cooper MACNEIL LMGT E Pro 2.Earl BAMBER 3.Laurens VANTHOOR							
1	2	5:14.594	1:59.615	1:27.356	1:47.623	303.9	5:14.594	1	2	6:09.846	2:53.225	1:30.983	1:45.638	283.2	6:09.846
2	2	3:44.739	35.446	1:25.940	1:43.353	312.7	8:59.333	2	2	3:49.435	36.240	1:28.423	1:44.772	297.2	9:59.281
3	2	3:48.556	36.598	1:27.970	1:43.988	310.9	12:47.889	3	2	4:18.532B	36.077	1:28.039	2:14.416	296.4	14:17.813
4	2	3:43.673	35.249	1:25.178	1:43.246	312.7	16:31.562	4	2	17:50.960	...	2:02.840	1:52.221	286.2	32:08.773
5	2	3:45.915	37.023	1:25.597	1:43.295	311.8	20:17.477	5	2	4:38.505	36.093	2:11.062	1:51.350	294.0	36:47.278
6	2	3:44.352	35.334	1:25.542	1:43.476	314.5	24:01.829	6	2	6:28.910	35.831	1:28.315	4:24.764	294.8	43:16.188
7	2	3:44.086	35.510	1:25.384	1:43.192	311.8	27:45.915	7	2	6:32.058	1:24.849	3:07.626	1:59.583	79.0	49:48.246
8	2	4:31.934	35.351	2:04.699	1:51.884	315.4	32:17.849	8	2	8:46.000B	41.064	4:15.542	3:49.394	79.1	58:34.246
9	2	4:39.732	35.568	2:10.463	1:53.701	310.0	36:57.581	9	1	25:12.528	...	1:30.246	1:50.041	295.6	1:23:46.774
10	2	6:32.378	36.957	1:27.397	4:28.024	310.9	43:29.959	10	1	4:24.058	1:04.994	1:30.545	1:48.519	293.2	1:28:10.832
11	2	6:26.019B	1:25.604	2:57.241	2:03.174	79.2	49:55.978	11	1	3:55.238	37.255	1:29.727	1:48.256	294.8	1:32:06.070
12	3	24:14.522	...	1:31.648	1:47.311	281.0	1:14:10.500	12	1	4:23.545	37.037	1:29.728	2:16.780	295.6	1:36:29.615
13	3	3:47.845	36.450	1:26.863	1:44.532	310.0	1:17:58.345	13	1	4:22.846	1:05.052	1:30.084	1:47.710	292.4	1:40:52.461
14	3	3:46.300	36.253	1:25.902	1:44.145	312.7	1:21:44.645	14	1	3:53.645	36.907	1:29.742	1:46.996	294.0	1:44:46.106
15	3	3:52.599	36.787	1:26.772	1:49.040	318.2	1:25:37.244								
16	3	3:49.981	36.659	1:27.327	1:45.995	313.6	1:29:27.225								
17	3	3:46.571	36.078	1:25.965	1:44.528	312.7	1:33:13.796								
18	3	4:19.117	35.991	1:26.346	2:16.780	311.8	1:37:32.913								
19	3	4:11.517	59.318	1:26.988	1:45.211	304.7	1:41:44.430								
20	3	3:50.625	36.415	1:25.431	1:48.779	312.7	1:45:35.055								
21	3	3:45.196	36.194	1:25.010	1:43.992	311.8	1:49:20.251								
22	3	3:52.065B	35.690	1:24.974	1:51.401	312.7	1:53:12.316								
23	1	9:11.962B	2:06.411	2:56.509	4:09.042	303.0	2:02:24.278								





FIA WEC

89^e Edition des 24 Heures du Mans

Free Practice 3

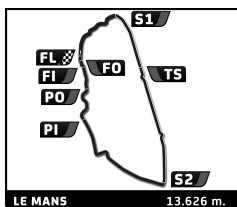


Sector Analysis

Lap under Red Flag Invalidated Lap Personal Best Session Best B Crossing the pit lane

Lap	D	Time	Sector 1	Sector 2	Sector 3	T. Spd	Elapsed	Lap	D	Time	Sector 1	Sector 2	Sector 3	T. Spd	Elapsed
15	1	3:57.242	37.396	1:30.112	1:49.734	295.6	1:48:43.348	5	2	3:31.909	33.657	1:21.670	1:36.582	316.3	18:53.226
16	1	3:53.747	37.544	1:29.226	1:46.977	295.6	1:52:37.095	6	2	3:33.590	34.067	1:22.064	1:37.459	310.9	22:26.816
17	1	4:29.650 B	36.751	1:29.773	2:23.126	296.4	1:57:06.745	7	2	3:33.999	33.681	1:22.242	1:38.076	303.0	26:00.815
18	3	18:08.815 B	...	1:29.571	1:55.083	293.2	2:15:15.560	8	2	3:35.022	33.793	1:22.537	1:38.692	296.4	29:35.837
19	3	4:53.777	1:38.259	1:29.394	1:46.124	283.2	2:20:09.337	9	2	4:22.950	33.570	2:05.052	1:44.328	300.5	33:58.787
20	3	3:50.770	36.238	1:29.286	1:45.246	298.0	2:24:00.107	10	2	3:34.375	33.797	1:22.178	1:38.400	298.8	37:33.162
21	3	4:54.943 B	35.902	1:28.380	2:50.661	295.6	2:28:55.050	11	2	7:21.855 B	33.924	2:18.035	4:29.896	305.6	44:55.017
22	3	26:45.447	...	1:28.622	1:45.828	296.4	2:55:40.497	12	3	5:26.467	2:15.937	1:26.841	1:43.689	286.9	50:21.484
23	3	4:53.512	36.134	1:28.486	2:48.892	294.8	3:00:34.009	13	3	8:37.282 B	1:01.192	4:17.913	3:18.177	79.8	58:58.766
80 Iron Lynx 1. Matteo CRESSONI 3. Callum ILOTT Ferrari 488 GTE Evo 2. Rino MASTRONARDI LMGTE Am								83 AF Corse 1. François PERRODO 3. Alessio ROVERA Ferrari 488 GTE Evo 2. Nicklas NIELSEN LMGTE Am							
1	1	4:11.147	49.319	1:32.658	1:49.170	258.2	4:11.147	17	3	3:40.074	33.874	1:22.226	1:43.974	318.2	1:23:09.605
2	1	3:56.108	37.311	1:31.173	1:47.624	297.2	8:07.255	18	3	4:05.394	1:04.789	1:22.734	1:37.871	304.7	1:27:14.999
3	1	4:14.509	37.202	1:30.277	2:07.030	290.8	12:21.764	19	3	3:34.092	33.866	1:22.134	1:38.092	315.4	1:30:49.091
4	1	3:55.639	37.065	1:30.447	1:48.127	290.8	16:17.403	20	3	3:33.301	33.401	1:21.915	1:37.985	306.5	1:34:22.392
5	1	3:53.086	36.837	1:29.356	1:46.893	294.8	20:10.489	21	3	3:58.030	34.126	1:22.324	2:01.580	311.8	1:38:20.422
6	1	3:55.442	36.824	1:30.145	1:48.473	290.0	24:05.931	22	3	3:37.034	33.864	1:22.841	1:40.329	310.0	1:41:57.456
7	1	3:54.385	36.948	1:30.106	1:47.331	292.4	28:00.316	23	3	3:47.911 B	35.576	1:23.330	1:49.005	313.6	1:45:45.367
8	1	4:41.789	36.981	2:10.851	1:53.957	292.4	32:42.105	24	1	4:49.057	1:43.964	1:24.593	1:40.500	309.1	1:50:34.424
9	1	4:30.466	36.989	2:05.058	1:48.419	290.0	37:12.571	25	1	3:39.033	34.981	1:22.879	1:41.173	314.5	1:54:13.457
10	1	7:09.345	36.895	2:05.936	4:26.514	290.0	44:21.916	26	1	6:23.142 B	34.689	1:47.214	4:01.239	314.5	2:00:36.599
11	1	5:41.665	1:24.687	2:28.245	1:48.733	175.6	50:03.581	27	1	12:22.368	9:13.661	1:25.255	1:43.452	309.1	2:12:58.967
12	1	8:51.630 B	50.228	4:18.521	3:42.881	79.3	58:55.211	28	1	3:36.575	34.570	1:22.893	1:39.112	315.4	2:16:35.542
13	2	15:45.668	...	1:33.374	1:55.789	285.4	1:14:40.879	29	1	3:37.097	34.799	1:22.531	1:39.767	316.3	2:20:12.639
14	2	3:54.809	36.721	1:30.411	1:47.677	290.0	1:18:35.688	30	1	3:36.455	34.384	1:22.898	1:39.173	315.4	2:23:49.094
15	2	3:56.239	37.152	1:30.620	1:48.467	291.6	1:22:31.927	31	1	3:36.486	34.901	1:22.884	1:38.701	317.2	2:27:25.580
16	2	4:37.676	1:15.333	1:32.741	1:49.602	289.3	1:27:09.603	32	1	3:41.196	34.323	1:22.796	1:44.077	316.3	2:31:06.776
17	2	3:54.459	36.743	1:30.366	1:47.350	290.8	1:31:04.062	33	1	3:38.508	34.898	1:22.848	1:40.762	314.5	2:34:45.284
18	2	4:01.444	38.099	1:30.243	1:53.102	295.6	1:35:05.506	34	1	8:54.039 B	34.418	3:51.153	4:28.468	79.8	2:43:39.323
19	2	4:37.015 B	1:06.914	1:32.320	1:57.781	287.7	1:39:42.521	35	2	7:34.219	4:25.280	1:27.026	1:41.913	278.8	2:51:13.542
20	2	5:32.209	2:04.097	1:32.562	1:55.550	290.8	1:45:14.730	36	2	3:35.956	34.144	1:23.185	1:38.627	313.6	2:54:49.498
21	2	3:56.386	37.232	1:30.553	1:48.601	290.8	1:49:11.116	37	2	4:48.487	34.243	1:23.005	2:51.239	312.7	2:59:37.985
22	2	3:59.448	37.068	1:30.235	1:52.145	291.6	1:53:10.564	38	2	3:38.035	36.145	1:23.228	1:38.662	312.7	3:03:16.020
23	2	5:33.879 B	37.327	1:30.276	3:26.276	291.6	1:58:44.443								
24	3	15:30.244	...	1:31.996	1:49.888	286.2	2:14:14.687								
25	3	3:56.224	37.842	1:30.838	1:47.544	294.8	2:18:10.911								
26	3	3:56.805	37.833	1:30.138	1:48.834	293.2	2:22:07.716								
27	3	3:53.761	36.989	1:29.677	1:47.095	293.2	2:26:01.477								
28	3	3:53.020	36.705	1:29.764	1:46.551	291.6	2:29:54.497								
29	3	3:53.589	36.718	1:29.698	1:47.173	291.6	2:33:48.086								
30	3	7:18.684 B	36.900	2:13.802	4:27.982	293.2	2:41:06.770								
31	3	8:02.230	2:36.900	3:34.298	1:51.032	79.4	2:49:09.000								
32	3	3:54.721	36.929	1:30.404	1:47.388	288.5	2:53:03.721								
33	3	4:01.648 B	36.678	1:29.832	1:55.138	287.7	2:57:05.369								
34	1	5:12.791 B	1:47.101	1:31.445	1:54.245	284.7	3:02:18.160								
82 Risi Competizione 1. Ryan CULLEN 3. Felipe NASR Oreca 07 - Gibson 2. Oliver JARVIS LMP2															
1	2	4:06.622	54.546	1:26.285	1:45.791	290.0	4:06.622								
2	2	3:33.242	33.658	1:22.298	1:37.286	317.2	7:39.864								
3	2	4:06.634	33.754	1:22.305	2:10.575	312.7	11:46.498								
4	2	3:34.819	36.204	1:21.970	1:36.645	313.6	15:21.317								



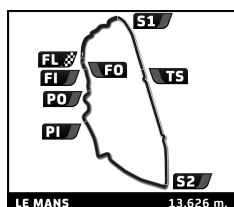


FIA WEC 89^o Edition des 24 Heures du Mans Free Practice 3



Sector Analysis

Table with 12 columns: Lap, D, Time, Sector 1, Sector 2, Sector 3, T. Spd, Elapsed. It is split into three sections for drivers 84, 86, and 88, each showing lap-by-lap data and a box with driver names and car details.



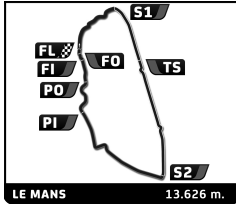
FIA WEC
89^e Edition des 24 Heures du Mans
Free Practice 3

Sector Analysis



Lap	D	Time	Sector 1	Sector 2	Sector 3	T. Spd	Elapsed	Lap	D	Time	Sector 1	Sector 2	Sector 3	T. Spd	Elapsed
7	2	4:20.669	38.430	1:37.447	2:04.792	286.9	31:26.578	26	1	3:51.890	36.191	1:29.405	1:46.294	293.2	2:24:52.740
8	2	4:57.358	38.809	2:16.786	2:01.763	286.2	36:23.936	27	1	3:52.232	36.343	1:29.764	1:46.125	294.0	2:28:44.972
9	2	6:11.742 B	38.942	1:33.638	3:59.162	286.2	42:35.678	28	1	3:50.845	36.263	1:28.886	1:45.696	296.4	2:32:35.817
10	3	7:38.595	3:45.658	2:04.786	1:48.151	253.9	50:14.273	29	1	6:33.476 B	36.237	1:30.235	4:27.004	293.2	2:39:09.293
11	3	8:43.657 B	1:01.179	4:19.229	3:23.249	79.1	58:57.930	30	1	12:17.935	9:00.153	1:30.923	1:46.859	277.4	2:51:27.228
12	3	14:33.056	...	1:31.924	1:50.231	290.0	1:13:30.986	31	1	3:50.141	36.060	1:28.717	1:45.364	294.0	2:55:17.369
13	3	3:54.426	37.011	1:30.403	1:47.012	290.8	1:17:25.412	32	1	5:03.432	36.007	1:28.704	2:58.721	295.6	3:00:20.801
14	3	3:58.327	36.811	1:29.555	1:51.961	294.0	1:21:23.739	92 Porsche GT Team Porsche 911 RSR - 19 1. Kevin ESTRE 3. Michael CHRISTENSEN LMGTE Pro 2. Neel JANI							
15	3	4:00.966	37.775	1:29.750	1:53.441	293.2	1:25:24.705	1	1	5:28.275	2:13.890	1:28.822	1:45.563	296.4	5:28.275
16	3	4:03.000	44.704	1:30.186	1:48.110	291.6	1:29:27.705	2	1	3:48.857	36.193	1:27.837	1:44.827	298.8	9:17.132
17	3	3:54.074	37.013	1:29.651	1:47.410	292.4	1:33:21.779	3	1	3:55.726 B	36.092	1:27.795	1:51.839	297.2	13:12.858
18	3	4:30.748 B	40.073	1:29.960	2:20.715	294.0	1:37:52.527	4	1	5:25.202	2:10.585	1:29.423	1:45.194	296.4	18:38.060
19	2	6:46.535	3:12.819	1:37.903	1:55.813	285.4	1:44:39.062	5	1	3:49.723	36.242	1:28.502	1:44.979	296.4	22:27.783
20	2	4:04.159	38.140	1:33.161	1:52.858	289.3	1:48:43.221	6	1	3:56.561 B	36.033	1:27.967	1:52.561	297.2	26:24.344
21	2	4:05.270	39.058	1:33.611	1:52.601	290.0	1:52:48.491	7	1	12:35.715	9:20.523	1:29.254	1:45.938	287.7	39:00.059
22	2	5:13.388 B	38.699	1:32.806	3:01.883	290.0	1:58:01.879	8	1	8:55.961	1:20.820	4:19.687	3:15.454	79.1	47:56.020
23	2	15:29.413	...	1:35.254	1:53.181	274.6	2:13:31.292	9	1	5:42.439 B	36.738	1:29.649	3:36.052	294.0	53:38.459
24	2	4:08.864	38.899	1:34.038	1:55.927	284.7	2:17:40.156	10	1	20:34.874	...	1:28.794	1:49.304	295.6	1:14:13.333
25	2	4:13.970 B	38.343	1:32.685	2:02.942	290.8	2:21:54.126	11	1	3:48.126	35.740	1:27.946	1:44.440	296.4	1:18:01.459
26	1	5:22.447	2:00.841	1:30.999	1:50.607	262.6	2:27:16.573	12	1	3:49.862	36.217	1:28.058	1:45.587	296.4	1:21:51.321
27	1	3:52.420	36.591	1:28.997	1:46.832	296.4	2:31:08.993	13	1	3:49.750	36.297	1:28.205	1:45.248	295.6	1:25:41.071
28	1	4:10.273 B	37.526	1:31.439	2:01.308	291.6	2:35:19.266	14	1	3:51.494	36.199	1:27.876	1:47.419	298.0	1:29:32.565
29	1	15:19.585	...	1:31.013	1:47.840	285.4	2:50:38.851	15	1	3:50.436	35.954	1:27.935	1:46.547	297.2	1:33:23.001
30	1	3:50.167	36.217	1:28.504	1:45.446	292.4	2:54:29.018	16	1	4:22.420 B	36.536	1:28.012	2:17.872	296.4	1:37:45.421
31	1	5:06.287 B	36.172	1:30.354	2:59.761	293.2	2:59:35.305	17	3	4:55.951	1:39.904	1:29.692	1:46.355	292.4	1:42:41.372
91 Porsche GT Team Porsche 911 RSR - 19 1. Gianmaria BRUNI 3. Frédéric MAKOWIECKI LMGTE Pro 2. Richard LIETZ							95 TF Sport Aston Martin Vantage AMR 1. John HARTSHORNE 3. Ross GUNN LMGTE Am 2. Oliver HANCOCK								
1	2	5:42.329	2:21.413	1:31.640	1:49.276	293.2	5:42.329	1	3	4:38.692	1:17.223	1:31.845	1:49.624	287.7	4:38.692
2	2	3:50.077	36.316	1:28.480	1:45.281	296.4	9:32.406	2	3	3:54.604	37.897	1:29.977	1:46.730	290.0	8:33.296
3	2	3:50.570	36.192	1:28.483	1:45.895	294.8	13:22.976	3	3	3:52.712	36.513	1:29.149	1:47.050	290.8	12:26.008
4	2	3:49.789	36.297	1:28.322	1:45.170	295.6	17:12.765	4	3	4:00.688 B	38.250	1:29.905	1:52.533	291.6	16:26.696
5	2	3:51.996	36.659	1:29.590	1:45.747	296.4	21:04.761	5	2	5:45.544	2:22.825	1:30.415	1:52.304	290.8	22:12.240
6	2	3:51.070	36.432	1:29.182	1:45.456	294.0	24:55.831	6	2	3:57.109	36.456	1:30.338	1:50.315	292.4	26:09.349
7	2	3:50.950	36.620	1:28.945	1:45.385	294.0	28:46.781	7	2	3:55.723	37.241	1:30.310	1:48.172	293.2	30:05.072
8	2	4:48.744 B	36.419	2:13.122	1:59.203	294.0	33:35.525	8	2	5:01.728	36.712	2:11.809	2:13.207	289.3	35:06.800
9	2	10:10.860	4:01.844	1:41.332	4:27.684	294.0	43:46.385	9	2	3:58.903	37.560	1:30.241	1:51.102	294.8	39:05.703
10	2	6:04.795	1:26.594	2:45.210	1:52.991	77.5	49:51.180	10	2	8:54.503	1:24.814	4:18.637	3:11.052	79.4	48:00.206
11	2	8:45.865 B	39.257	4:16.890	3:49.718	79.4	58:37.045								
12	2	13:25.660	...	1:31.210	1:47.581	290.8	1:12:02.705								
13	2	3:53.755	36.584	1:29.101	1:48.070	295.6	1:15:56.460								
14	2	3:51.900	36.833	1:28.697	1:46.370	293.2	1:19:48.360								
15	2	3:51.775	36.195	1:28.475	1:47.105	294.0	1:23:40.135								
16	2	4:24.311 B	1:04.407	1:28.574	1:51.330	293.2	1:28:04.446								
17	3	9:26.718	5:39.560	1:29.660	2:17.498	294.8	1:37:31.164								
18	3	4:15.732	59.067	1:29.231	1:47.434	296.4	1:41:46.896								
19	3	3:50.976	36.441	1:28.766	1:45.769	298.0	1:45:37.872								
20	3	3:50.891	36.447	1:28.661	1:45.783	298.8	1:49:28.763								
21	3	3:50.012	36.156	1:28.352	1:45.504	294.8	1:53:18.775								
22	3	5:31.066 B	36.273	1:28.338	3:26.455	297.2	1:58:49.841								
23	1	14:27.558	...	1:31.245	1:47.865	292.4	2:13:17.399								
24	1	3:51.885	36.430	1:29.054	1:46.401	294.8	2:17:09.284								
25	1	3:51.566	36.393	1:29.185	1:45.988	292.4	2:21:00.850								





FIA WEC

89^e Edition des 24 Heures du Mans

Free Practice 3



Sector Analysis

Lap under Red Flag												Invalidated Lap		Personal Best		Session Best		B Crossing the pit lane	
Lap	D	Time	Sector 1	Sector 2	Sector 3	T. Spd	Elapsed	Lap	D	Time	Sector 1	Sector 2	Sector 3	T. Spd	Elapsed				
12	2	3:58.989	37.675	1:31.037	1:50.277	288.5	1:25:21.051	8	1	4:48.431	37.504	2:14.808	1:56.119	288.5	35:27.087				
13	2	4:19.404	48.114	1:33.163	1:58.127	286.2	1:29:40.455	9	1	4:30.241	37.038	1:31.362	2:21.841	290.8	39:57.328				
14	1	7:15.535	3:17.855	1:33.663	2:24.017	286.9	1:36:55.990	10	1	8:34.063	1:24.685	4:18.560	2:50.818	79.4	48:31.391				
15	1	4:57.386	1:06.061	1:45.108	2:06.217	286.9	1:41:53.376	11	1	7:01.917	39.553	1:50.360	4:32.004	289.3	55:33.308				
16	1	5:07.606	1:40.823	1:34.698	1:52.085	283.9	1:47:00.982	12	1	18:09.558	...	1:33.384	1:50.335	289.3	1:13:42.866				
17	1	4:02.610	38.676	1:32.552	1:51.382	289.3	1:51:03.592	13	1	3:59.671	39.501	1:30.754	1:49.416	295.6	1:17:42.537				
18	1	4:01.594	38.542	1:32.859	1:50.193	286.9	1:55:05.186	14	1	3:57.905	37.434	1:30.885	1:49.586	296.4	1:21:40.442				
19	1	7:31.905	38.149	3:39.003	3:14.753	79.3	2:02:37.091	15	1	4:00.331	38.339	1:31.819	1:50.173	294.0	1:25:40.773				
20	1	13:15.887	9:49.483	1:35.037	1:51.367	283.2	2:15:52.978	16	1	3:58.586	38.590	1:30.424	1:49.572	294.8	1:29:39.359				
21	1	4:04.833	38.252	1:32.628	1:53.953	286.2	2:19:57.811	17	1	3:57.544	37.383	1:30.936	1:49.225	293.2	1:33:36.903				
22	1	4:18.949	43.118	1:35.329	2:00.502	278.1	2:24:16.760	18	1	4:27.882	37.447	1:30.579	2:19.856	292.4	1:38:04.785				
708 Glickenhau Racing Glickenhau 007 LMH																			
1. Luis Felipe DERANI 3. Olivier PLA HYPERCAR																			
2. Franck MAILLEUX																			
1	1	58:53.539	...	4:21.565	3:42.223	78.4	58:53.539	19	1	4:07.985	39.491	1:35.394	1:53.100	275.3	1:42:12.770				
2	1	16:09.947	...	1:24.643	1:42.697	311.8	1:15:03.486	20	1	4:06.898	37.734	1:31.088	1:58.076	294.8	1:46:19.668				
3	1	3:32.603	33.647	1:21.567	1:37.389	325.8	1:18:36.089	21	3	5:11.391	1:51.498	1:31.004	1:48.889	290.0	1:51:31.059				
4	1	3:31.436	33.163	1:20.380	1:37.893	322.0	1:22:07.525	22	3	3:55.644	37.757	1:30.160	1:47.727	293.2	1:55:26.703				
5	1	3:42.342	33.965	1:21.342	1:47.035	322.9	1:25:49.867	23	3	7:13.173	46.187	3:20.909	3:06.077	79.5	2:02:39.876				
6	2	11:47.579	8:06.312	1:24.865	2:16.402	298.0	1:37:37.446	24	3	15:10.271	...	1:31.242	1:52.007	290.0	2:17:50.147				
7	2	3:55.249	54.447	1:20.928	1:39.874	324.9	1:41:32.695	25	3	3:57.102	38.331	1:31.466	1:47.305	271.1	2:21:47.249				
8	2	3:39.559	33.934	1:20.092	1:45.533	328.8	1:45:12.254	26	3	4:02.237	36.614	1:29.241	1:56.382	296.4	2:25:49.486				
9	2	34:46.317	...	1:20.844	1:36.629	324.9	2:19:58.571												
10	2	3:29.344	33.186	1:20.236	1:35.922	327.8	2:23:27.915												
11	2	3:40.218	33.030	1:22.190	1:44.998	331.8	2:27:08.133												
12	3	24:04.159	...	1:21.475	1:38.708	313.6	2:51:12.292												
13	3	3:28.728	32.860	1:19.851	1:36.017	323.9	2:54:41.020												
14	3	5:00.217	33.194	1:23.125	3:03.898	324.9	2:59:41.237												
709 Glickenhau Racing Glickenhau 007 LMH																			
1. Ryan BRISCOE 3. Romain DUMAS HYPERCAR																			
2. Richard WESTBROOK																			
1	2	56:14.714	...	2:19.404	4:33.335	237.8	56:14.714												
2	2	21:57.113	...	1:28.066	1:43.434	276.7	1:18:11.827												
3	2	3:38.963	35.813	1:22.603	1:40.547	321.0	1:21:50.790												
4	2	3:47.823	34.051	1:24.511	1:49.261	326.8	1:25:38.613												
5	1	5:33.076	2:28.234	1:24.160	1:40.682	321.0	1:31:11.689												
6	1	3:36.941	34.098	1:22.963	1:39.880	323.9	1:34:48.630												
7	1	3:48.741	38.777	1:21.536	1:48.428	321.0	1:38:37.371												
8	3	36:12.736	...	1:25.480	1:49.422	282.5	2:14:50.107												
9	3	7:17.115	4:12.432	1:23.043	1:41.640	313.6	2:22:07.222												
10	3	3:44.113	34.467	1:22.119	1:47.527	326.8	2:25:51.335												
11	3	26:52.744	...	1:27.418	1:45.852	312.7	2:52:44.079												
12	3	9:38.209	6:29.036	1:24.400	1:44.773	316.3	3:02:22.288												
777 D'Station Racing Aston Martin Vantage AMR																			
1. Satoshi HOSHINO 3. Andrew WATSON LMGTE Am																			
2. Tomonobu FUJII																			
1	2	5:29.169	2:03.090	1:34.569	1:51.510	202.6	5:29.169												
2	2	3:53.577	36.945	1:29.349	1:47.283	292.4	9:22.746												
3	2	3:55.213	37.185	1:29.939	1:48.089	292.4	13:17.959												
4	2	3:53.423	36.735	1:29.213	1:47.475	293.2	17:11.382												
5	2	4:06.338	37.584	1:31.852	1:56.902	291.6	21:17.720												
6	1	5:21.634	1:57.834	1:33.799	1:50.001	293.2	26:39.354												
7	1	3:59.302	37.703	1:31.786	1:49.813	290.8	30:38.656												

