

FIA WEC 89° Edition des 24 Heures du Mans Free Practice 4

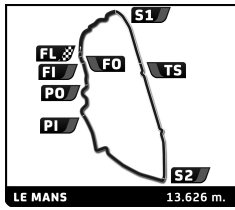


Sector Analysis

Lap under Red Flag Invalidated Lap Personal Best Session Best Crossing the pit lane

Table with columns: Lap, D, Time, Sector 1, Sector 2, Sector 3, T. Spd, Elapsed. Rows include data for Richard Mille Racing Team, Toyota Gazoo Racing, and Absolute Racing.





# FIA WEC

## 89<sup>e</sup> Edition des 24 Heures du Mans

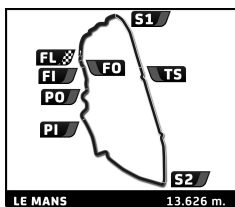
### Free Practice 4



### Sector Analysis

Lap under Red Flag   Invalidated Lap   Personal Best   Session Best   B Crossing the pit lane

Lap	D	Time	Sector 1	Sector 2	Sector 3	T. Spd	Elapsed	Lap	D	Time	Sector 1	Sector 2	Sector 3	T. Spd	Elapsed
14	2	3:58.160 <b>B</b>	36.363	1:29.210	1:52.587	292.4	1:22:28.738								
15	1	6:14.761	2:49.578	1:33.300	1:51.883	290.8	1:28:43.499								
16	1	4:01.713	37.912	1:32.906	1:50.895	290.0	1:32:45.212								
17	1	4:00.496	38.769	1:31.454	1:50.273	290.0	1:36:45.708								
18	1	3:59.531	37.591	1:31.155	1:50.785	289.3	1:40:45.239								
19	1	4:44.047 <b>B</b>	37.863	1:31.558	2:34.626	289.3	1:45:29.286								
<b>20</b>		<b>High Class Racing</b>													
		1.Dennis ANDERSEN	3.Marco SØRENSEN				Oreca 07 - Gibson								
		2.Ricky TAYLOR					LMP2 P/A								
1	2	3:50.197	41.859	1:25.341	1:42.997	309.1	3:50.197								
2	2	3:35.730	34.169	1:22.899	1:38.662	315.4	7:25.927								
3	2	3:34.983	33.789	1:22.783	1:38.411	313.6	11:00.910								
4	2	3:45.424 <b>B</b>	34.562	1:22.599	1:48.263	315.4	14:46.334								
5	2	6:27.999	3:18.631	1:24.644	1:44.724	309.1	21:14.333								
6	2	3:34.419	33.781	1:22.675	1:37.963	317.2	24:48.752								
7	2	3:34.366	33.722	1:22.481	1:38.163	313.6	28:23.118								
8	2	5:07.433 <b>B</b>	39.711	2:39.043	1:48.679	79.4	33:30.551								
9	1	7:07.402	3:58.362	1:24.952	1:44.088	312.7	40:37.953								
10	1	3:42.737	34.901	1:24.480	1:43.356	314.5	44:20.690								
11	1	3:47.953	35.628	1:25.474	1:46.851	314.5	48:08.643								
12	1	4:15.866	1:06.017	1:26.078	1:43.771	310.9	52:24.509								
13	1	3:43.451	35.323	1:25.052	1:43.076	310.9	56:07.960								
14	1	3:44.700	35.163	1:25.173	1:44.364	310.9	59:52.660								
15	1	3:41.364	35.028	1:24.238	1:42.098	312.7	1:03:34.024								
16	1	3:46.299	35.188	1:24.317	1:46.794	311.8	1:07:20.323								
17	1	3:41.956	34.893	1:24.333	1:42.730	313.6	1:11:02.279								
18	1	3:42.215	35.783	1:24.921	1:41.511	286.2	1:14:44.494								
19	1	3:48.135 <b>B</b>	34.994	1:23.991	1:49.150	313.6	1:18:32.629								
20	3	7:22.245	4:15.712	1:24.228	1:42.305	309.1	1:25:54.874								
21	3	3:40.432	34.610	1:23.484	1:42.338	312.7	1:29:35.306								
22	3	3:42.315	34.015	1:23.470	1:44.830	311.8	1:33:17.621								
23	3	3:39.362	34.196	1:22.920	1:42.246	312.7	1:36:56.983								
24	3	3:37.051	33.917	1:22.833	1:40.301	313.6	1:40:34.034								
25	3	3:35.906	34.023	1:22.547	1:39.336	312.7	1:44:09.940								
26	3	10:03.378 <b>B</b>	1:14.497	4:18.456	4:30.425	79.4	1:54:13.318								
<b>21</b>		<b>DragonSpeed USA</b>													
		1.Henrik HEDMAN	3.Juan Pablo MONTOYA				Oreca 07 - Gibson								
		2.Ben HANLEY					LMP2 P/A								
1	2	4:15.710	59.086	1:28.643	1:47.981	266.5	4:15.710								
2	2	3:49.162 <b>B</b>	36.990	1:25.028	1:47.144	306.5	8:04.872								
3	2	17:15.213	...	1:24.895	1:39.029	290.8	25:20.085								
4	2	3:35.875	33.817	1:23.485	1:38.573	315.4	28:55.960								
5	2	5:02.182 <b>B</b>	36.887	2:39.531	1:45.764	77.5	33:58.142								
6	2	5:32.420 <b>B</b>	2:20.608	1:23.554	1:48.258	309.1	39:30.562								
7	2	29:23.997	...	1:23.744	1:38.208	285.4	1:08:54.559								
8	2	3:43.914 <b>B</b>	34.618	1:22.761	1:46.535	314.5	1:12:38.473								
9	1	5:11.943	1:54.334	1:28.273	1:49.336	313.6	1:17:50.416								
10	1	3:45.688	36.429	1:25.672	1:43.587	312.7	1:21:36.104								
11	1	3:49.649	35.624	1:26.496	1:47.529	302.2	1:25:25.753								
12	1	3:52.602	36.087	1:30.373	1:46.142	308.2	1:29:18.355								
13	1	3:48.648	36.374	1:25.781	1:46.493	308.2	1:33:07.003								
14	1	3:47.318	35.929	1:26.008	1:45.381	313.6	1:36:54.321								
15	1	3:52.745 <b>B</b>	35.445	1:25.766	1:51.534	315.4	1:40:47.066								
<b>22</b>		<b>United Autosports USA</b>													
		1.Philip HANSON	3.Filipe ALBUQUERQUE				Oreca 07 - Gibson								
		2.Fabio SCHERER					LMP2								
1	3	4:01.816	55.189	1:25.508	1:41.119	314.5	4:01.816								
2	3	3:39.268	34.051	1:22.721	1:42.496	311.8	7:41.084								
3	3	3:34.001	33.280	1:21.728	1:38.993	317.2	11:15.085								
4	3	3:35.757	33.565	1:21.636	1:40.556	318.2	14:50.842								
5	3	3:32.006	33.313	1:21.282	1:37.411	319.1	18:22.848								
6	3	3:42.409 <b>B</b>	33.492	1:21.942	1:46.975	319.1	22:05.257								
7	1	5:49.668	2:45.278	1:23.973	1:40.417	310.9	27:54.925								
8	1	5:01.939	33.852	2:35.285	1:52.802	79.6	32:56.864								
9	1	3:35.855	33.895	1:23.752	1:38.208	316.3	36:32.719								
10	1	3:34.532	33.694	1:22.114	1:38.724	318.2	40:07.251								
11	1	3:45.007 <b>B</b>	33.590	1:22.941	1:48.476	301.3	43:52.258								
12	2	5:33.931	2:26.534	1:24.022	1:43.375	315.4	49:26.189								
13	2	4:05.425	1:03.282	1:23.007	1:39.136	315.4	53:31.614								
14	2	3:36.153	33.897	1:23.276	1:38.980	321.0	57:07.767								
15	2	3:49.426	34.038	1:23.088	1:42.300	321.0	1:00:47.193								
16	2	3:45.302 <b>B</b>	33.896	1:23.223	1:48.183	320.1	1:04:32.495								
17	3	5:01.423 <b>B</b>	1:52.542	1:23.179	1:45.702	315.4	1:09:33.918								
18	1	5:28.091 <b>B</b>	2:18.100	1:22.919	1:47.072	316.3	1:15:02.009								
19	2	5:32.383 <b>B</b>	2:23.083	1:22.785	1:46.515	315.4	1:20:34.392								
<b>23</b>		<b>United Autosports</b>													
		1.Paul DI RESTA	3.Wayne BOYD				Oreca 07 - Gibson								
		2.Alexander LYNN					LMP2								
1	2	26:33.765	...	1:25.476	1:42.111	310.9	26:33.765								
2	2	3:36.559	34.118	1:23.518	1:38.923	312.7	30:10.324								
3	2	4:58.823	38.605	2:39.682	1:40.536	77.1	35:09.147								
4	2	3:36.983	33.845	1:23.069	1:40.069	315.4	38:46.130								
5	2	3:34.899	34.236	1:22.521	1:38.142	314.5	42:21.029								
6	2	3:43.009 <b>B</b>	35.441	1:22.864	1:44.704	314.5	46:04.038								
7	3	5:49.053	2:44.924	1:23.916	1:40.213	315.4	51:53.091								
8	3	3:35.869	34.071	1:22.993	1:38.805	315.4	55:28.960								
9	3	3:36.216	33.963	1:23.719	1:38.534	306.5	59:05.176								
10	3	3:37.096	34.631	1:23.232	1:39.233	310.0	1:02:42.272								
11	3	3:35.680	33.743	1:22.849	1:39.088	310.9	1:06:17.952								
12	3	3:35.291	34.100	1:22.837	1:38.354	308.2	1:09:53.243								
13	3	3:42.538 <b>B</b>	33.719	1:22.722	1:46.097	306.5	1:13:35.781								
14	1	8:14.792	5:10.529	1:23.777	1:40.486	310.0	1:21:50.573								
15	1	3:36.919	33.966	1:22.827	1:40.126	310.9	1:25:27.492								
16	1	3:38.564	34.517	1:23.866	1:40.181	303.0	1:29:06.056								
17	1	3:36.853	34.543	1:22.951	1:39.359	311.8	1:32:42.909								
18	1	3:42.146 <b>B</b>	33.957	1:23.129	1:45.060	313.6	1:36:25.055								
<b>24</b>		<b>PR1 Motorsports Mathiasen</b>													
		1.Patrick KELLY	3.Simon TRUMMER				Oreca 07 - Gibson								
		2.Gabriel AUBRY		</											



# FIA WEC

## 89<sup>e</sup> Edition des 24 Heures du Mans

### Free Practice 4

### Sector Analysis



Lap under Red Flag   Invalidated Lap   Personal Best   Session Best   B Crossing the pit lane

Lap	D	Time	Sector 1	Sector 2	Sector 3	T. Spd	Elapsed	Lap	D	Time	Sector 1	Sector 2	Sector 3	T. Spd	Elapsed
8	2	3:34.518	33.969	1:22.517	1:38.032	313.6	28:50.598	5	2	3:35.400	34.438	1:22.073	1:38.889	316.3	25:13.164
9	2	4:54.263	36.112	2:38.958	1:39.193	79.3	33:44.861	6	2	3:32.668	33.444	1:22.144	1:37.080	322.9	28:45.832
10	2	<b>3:32.209</b>	<b>33.396</b>	<b>1:21.630</b>	<b>1:37.183</b>	310.9	37:17.070	7	2	4:52.512	35.785	2:38.575	1:38.152	79.4	33:38.344
11	2	3:41.633 B	34.559	1:22.301	1:44.773	311.8	40:58.703	8	2	<b>3:31.414</b>	33.405	1:21.144	1:36.865	319.1	37:09.758
12	1	6:48.022	3:37.337	1:25.474	1:45.211	311.8	47:46.725	9	2	3:34.567	33.544	1:22.389	1:38.634	287.7	40:44.325
13	1	4:14.359	1:06.566	1:24.386	1:43.407	311.8	52:01.084	10	2	3:32.919	33.454	1:21.347	1:38.118	320.1	44:17.244
14	1	3:40.382	34.935	1:24.015	1:41.432	310.0	55:41.466	11	2	3:44.070 B	36.205	1:21.572	1:46.293	319.1	48:01.314
15	1	3:42.731	34.834	1:23.169	1:44.728	313.6	59:24.197	12	3	15:07.154	...	1:27.454	1:39.114	263.9	1:03:08.468
16	1	3:39.299	34.751	1:23.575	1:40.973	311.8	1:03:03.496	13	3	3:40.193	34.232	1:24.237	1:41.724	312.7	1:06:48.661
17	1	3:43.021	35.237	1:23.783	1:44.001	316.3	1:06:46.517	14	3	3:36.920	35.174	1:22.623	1:39.123	316.3	1:10:25.581
18	1	3:38.159	34.348	1:23.242	1:40.569	314.5	1:10:24.676	15	3	3:35.411	33.950	1:22.799	1:38.662	320.1	1:14:00.992
19	1	3:39.343	34.371	1:22.993	1:41.979	314.5	1:14:04.019	16	3	3:35.617	33.582	1:24.115	1:37.920	322.0	1:17:36.609
20	1	3:43.427	35.074	1:23.421	1:44.932	314.5	1:17:47.446	17	3	3:35.340	33.449	1:21.721	1:40.170	318.2	1:21:11.949
21	1	3:40.515	35.098	1:24.888	1:40.529	310.0	1:21:27.961	18	3	3:32.524	33.531	1:22.001	1:36.992	315.4	1:24:44.473
22	1	3:48.227 B	34.523	1:25.370	1:48.334	298.0	1:25:16.188	19	3	3:36.644	33.526	1:22.973	1:40.145	317.2	1:28:21.117
23	3	5:01.204	1:54.869	1:25.270	1:41.065	312.7	1:30:17.392	20	3	3:40.859 B	33.584	1:22.196	1:45.079	322.9	1:32:01.976
24	3	3:39.912	34.929	1:24.374	1:40.609	311.8	1:33:57.304	21	1	5:22.361	2:18.259	1:23.871	1:40.231	313.6	1:37:24.337
25	3	3:37.590	34.381	1:23.513	1:39.696	314.5	1:37:34.894	22	1	3:38.683	34.975	1:23.012	1:40.696	318.2	1:41:03.020
26	3	3:37.433	34.228	1:23.663	1:39.542	313.6	1:41:12.327	23	1	<b>4:15.795 B</b>	34.069	1:23.129	2:18.597	317.2	1:45:18.815
27	3	<b>4:34.310 B</b>	34.545	1:23.509	2:36.256	316.3	1:45:46.637								

**25** G-Drive Racing   Aurus 01 - Gibson  
 1. John FALB   3. Rui ANDRADE   LMP2 P/A  
 2. Roberto MERHI

1	3	4:03.736	52.370	1:28.768	1:42.598	311.8	4:03.736
2	3	3:40.614	35.416	1:24.693	1:40.505	321.0	7:44.350
3	3	3:38.706	35.375	1:23.433	1:39.898	319.1	11:23.056
4	3	3:37.818	34.313	1:22.766	1:40.739	320.1	15:00.874
5	3	3:52.961 B	35.872	1:25.694	1:51.395	299.7	18:53.835
6	3	5:35.463	2:29.446	1:22.276	1:43.741	318.2	24:29.298
7	3	3:34.880	33.707	<b>1:21.804</b>	1:39.369	319.1	28:04.178
8	3	4:58.621	36.922	2:39.633	1:42.066	79.8	33:02.799
9	3	3:38.316	34.311	1:24.211	1:39.794	314.5	36:41.115
10	3	3:35.670	33.792	1:22.230	1:39.648	318.2	40:16.785
11	3	3:46.649 B	34.388	1:23.532	1:48.729	316.3	44:03.434
12	1	9:47.100	6:37.537	1:26.376	1:43.187	291.6	53:50.534
13	1	3:43.554	36.273	1:25.083	1:42.198	313.6	57:34.088
14	1	3:43.124	35.215	1:24.209	1:43.700	316.3	1:01:17.212
15	1	3:44.871	35.308	1:24.230	1:45.333	314.5	1:05:02.083
16	1	3:43.796	35.351	1:24.481	1:43.964	314.5	1:08:45.879
17	1	3:43.346	35.566	1:24.000	1:43.780	315.4	1:12:29.225
18	1	3:50.642 B	36.306	1:24.792	1:49.544	316.3	1:16:19.867
19	2	4:39.674	1:35.366	1:24.483	1:39.825	316.3	1:20:59.541
20	2	<b>3:34.409</b>	33.936	1:22.452	<b>1:38.021</b>	315.4	1:24:33.950
21	2	3:36.215	34.779	1:23.021	1:38.415	315.4	1:28:10.165
22	2	3:49.301 B	<b>33.671</b>	1:27.164	1:48.466	317.2	1:31:59.466
23	2	<b>18:52.170 B</b>	...	2:49.351	4:30.757	314.5	1:50:51.636

**26** G-Drive Racing   Aurus 01 - Gibson  
 1. Roman RUSINOV   3. Nyck DE VRIES   LMP2  
 2. Franco COLAPINTO

1	2	10:51.314	7:43.415	1:25.631	1:42.268	290.8	10:51.314
2	2	3:31.826	33.651	1:21.773	<b>1:36.402</b>	318.2	14:23.140
3	2	3:36.336	33.466	<b>1:21.123</b>	1:41.747	320.1	17:59.476
4	2	3:38.288	<b>33.373</b>	1:24.138	1:40.777	298.8	21:37.764

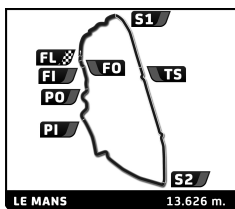
**28** JOTA   Oreca 07 - Gibson  
 1. Sean GELAE   3. Tom BLOMQUIST   LMP2  
 2. Stoffel VANDORNE

1	1	4:14.489	1:01.513	1:27.046	1:45.930	272.5	4:14.489
2	1	3:35.829	33.908	1:22.827	1:39.094	315.4	7:50.318
3	1	3:34.589	33.681	1:22.663	1:38.245	315.4	11:24.907
4	1	3:39.299	34.178	1:22.527	1:42.594	318.2	15:04.206
5	1	3:39.178	33.668	1:24.664	1:40.846	255.7	18:43.384
6	1	3:36.113	34.134	1:23.479	1:38.500	305.6	22:19.497
7	1	3:36.346	34.362	1:21.886	1:40.098	318.2	25:55.843
8	1	3:38.702	34.533	1:22.581	1:41.588	316.3	29:34.545
9	1	4:58.714	36.297	2:38.608	1:43.809	79.3	34:33.259
10	1	3:36.612	34.168	1:22.932	1:39.512	313.6	38:09.871
11	1	3:40.182 B	33.597	1:22.456	1:44.129	318.2	41:50.053
12	3	10:01.171	6:43.211	1:25.313	1:52.647	290.0	51:51.224
13	3	3:34.983	33.854	1:22.834	1:38.295	313.6	55:26.207
14	3	3:35.617	34.163	1:23.639	1:37.815	312.7	59:01.824
15	3	3:33.930	33.522	1:21.971	1:38.437	315.4	1:02:35.754
16	3	3:34.079	33.572	1:22.480	1:38.027	320.1	1:06:09.833
17	3	3:34.787	33.914	1:22.159	1:38.714	315.4	1:09:44.620
18	3	3:32.959	33.474	1:21.870	1:37.615	316.3	1:13:17.579
19	3	3:37.151	<b>33.292</b>	1:22.866	1:40.993	319.1	1:16:54.730
20	3	<b>3:32.377</b>	33.375	<b>1:21.789</b>	<b>1:37.213</b>	316.3	1:20:27.107
21	3	3:33.502	33.453	1:22.774	1:37.275	287.7	1:24:00.609
22	3	3:39.712 B	33.552	1:22.011	1:44.149	317.2	1:27:40.321
23	2	8:11.450	5:05.297	1:24.495	1:41.658	310.0	1:35:51.771
24	2	3:36.949	34.216	1:23.137	1:39.596	315.4	1:39:28.720
25	2	3:36.986	34.209	1:23.101	1:39.676	314.5	1:43:05.706
26	2	<b>8:10.963 B</b>	36.504	3:05.721	4:28.738	315.4	1:51:16.669

**29** Racing Team Nederland   Oreca 07 - Gibson  
 1. Frits VAN EERD   3. Job VAN UITERT   LMP2 P/A  
 2. Giedo VAN DER GARDE

1	2	3:57.646	52.573	1:26.289	1:38.784	312.7	3:57.646
2	2	3:34.523	34.950	1:22.162	1:37.411	316.3	7:32.169





## FIA WEC

### 89<sup>e</sup> Edition des 24 Heures du Mans

#### Free Practice 4



### Sector Analysis

Lap under Red Flag   Invalidated Lap   Personal Best   Session Best   B Crossing the pit lane

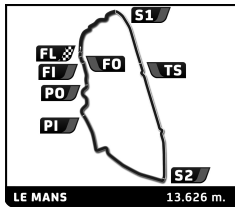
Lap	D	Time	Sector 1	Sector 2	Sector 3	T. Spd	Elapsed	Lap	D	Time	Sector 1	Sector 2	Sector 3	T. Spd	Elapsed	
3	2	3:32.541	<b>33.557</b>	1:21.770	1:37.214	316.3	11:04.710	1	3	3:49.053	43.552	1:24.101	1:41.400	311.8	3:49.053	
4	2	3:35.020	35.625	1:22.321	1:37.074	315.4	14:39.730	2	3	3:33.802	33.771	1:22.248	1:37.783	315.4	7:22.855	
5	2	3:41.933	B	35.554	1:22.517	1:43.862	316.3	18:21.663	3	3	3:34.424	33.685	1:22.054	1:38.685	314.5	10:57.279
6	3	5:22.907	2:21.495	1:22.648	1:38.764	316.3	23:44.570	4	3	3:35.895	33.771	1:22.658	1:39.466	315.4	14:33.174	
7	3	3:32.387	33.694	<b>1:21.625</b>	1:37.068	318.2	27:16.957	5	3	3:36.116	33.843	1:22.036	1:40.237	318.2	18:09.290	
8	3	<b>3:31.862</b>	33.638	1:21.650	<b>1:36.574</b>	321.0	30:48.819	6	3	3:37.334	34.297	1:23.690	1:39.347	294.0	21:46.624	
9	3	4:50.651	36.909	2:34.617	1:39.125	79.4	35:39.470	7	3	3:36.809	33.912	1:24.413	1:38.484	318.2	25:23.433	
10	3	3:34.406	34.546	1:22.221	1:37.639	316.3	39:13.876	8	3	3:36.140	33.740	1:22.563	1:39.837	317.2	28:59.573	
11	3	3:42.818	B	33.645	1:21.822	1:47.351	317.2	42:56.694	9	3	4:56.995	37.082	2:39.341	1:40.572	76.8	33:56.568
12	1	5:56.934	2:43.313	1:26.114	1:47.507	312.7	48:53.628	10	3	3:33.755	34.174	1:22.071	<b>1:37.510</b>	312.7	37:30.323	
13	1	4:23.330	1:10.390	1:26.049	1:46.891	313.6	53:16.958	11	3	3:41.173	B	34.231	<b>1:21.719</b>	1:45.223	315.4	41:11.496
14	1	3:44.459	35.703	1:25.504	1:43.252	311.8	57:01.417	12	2	5:06.922	2:01.727	1:24.518	1:40.677	312.7	46:18.418	
15	1	3:46.680	35.567	1:26.712	1:44.401	307.3	1:00:48.097	13	2	3:40.844	35.275	1:23.376	1:42.193	315.4	49:59.262	
16	1	3:49.022	35.443	1:25.922	1:47.657	315.4	1:04:37.119	14	2	4:08.567	1:03.945	1:25.132	1:39.490	316.3	54:07.829	
17	1	3:43.373	35.344	1:24.762	1:43.267	312.7	1:08:20.492	15	2	3:39.099	34.391	1:23.132	1:41.576	310.0	57:46.928	
18	1	3:43.605	35.102	1:24.591	1:43.912	313.6	1:12:04.097	16	2	3:38.211	34.598	1:24.510	1:39.103	308.2	1:01:25.139	
19	1	3:43.343	35.482	1:24.931	1:42.930	312.7	1:15:47.440	17	2	4:03.803	35.210	1:27.425	2:01.168	257.0	1:05:28.942	
20	1	3:40.963	34.942	1:24.406	1:41.615	312.7	1:19:28.403	18	2	3:34.227	33.922	1:22.421	1:37.884	313.6	1:09:03.169	
21	1	3:45.143	36.192	1:24.848	1:44.103	311.8	1:23:13.546	19	2	3:34.974	33.817	1:22.141	1:39.016	310.0	1:12:38.143	
22	1	3:52.135	B	36.144	1:25.784	1:50.207	285.4	1:27:05.681	20	2	3:36.720	33.823	1:22.611	1:40.286	321.0	1:16:14.863
23	3	5:24.502	2:18.420	1:24.830	1:41.252	312.7	1:32:30.183	21	2	<b>3:33.238</b>	33.680	1:22.002	1:37.556	316.3	1:19:48.101	
24	3	3:37.302	34.327	1:24.034	1:38.941	311.8	1:36:07.485	22	2	3:48.810	B	<b>33.665</b>	1:21.897	1:53.248	318.2	1:23:36.911
25	3	3:36.250	34.097	1:22.686	1:39.467	318.2	1:39:43.735	23	1	11:00.561	7:48.662	1:29.194	1:42.705	250.4	1:34:37.472	
26	3	3:37.894	34.208	1:24.371	1:39.315	319.1	1:43:21.629	24	1	3:39.094	34.597	1:24.736	1:39.761	298.0	1:38:16.566	
27	3	<b>8:36.825</b>	B	33.835	3:27.689	4:35.301	95.3	1:51:58.454	25	1	3:38.995	33.987	1:23.057	1:41.951	314.5	1:41:55.561
								26	1	<b>5:44.349</b>	B	33.763	1:22.609	3:47.977	314.5	1:47:39.910

30		Duqueine Team		Oreca 07 - Gibson				
		1. René BINDER		LMP2				
		2. Guillermo ROJAS		3. Tristan GOMMENDY				
1	2	4:19.796	B	1:00.327	1:26.671	1:52.798	246.4	4:19.796
2	2	5:56.379	2:52.459	1:23.699	1:40.221	316.3	10:16.175	
3	2	3:37.135	34.159	1:22.570	1:40.406	319.1	13:53.310	
4	2	3:38.208	34.208	1:22.603	1:41.397	320.1	17:31.518	
5	2	3:36.559	34.203	1:22.612	1:39.744	316.3	21:08.077	
6	2	<b>3:35.017</b>	34.038	1:22.530	1:38.449	315.4	24:43.094	
7	2	3:35.118	34.001	<b>1:22.234</b>	1:38.883	316.3	28:18.212	
8	2	5:05.356	B	36.882	2:39.940	1:48.534	79.4	33:23.568
9	3	5:12.027	2:08.232	1:23.942	1:39.853	318.2	38:35.595	
10	3	3:38.554	34.488	1:23.858	1:40.208	315.4	42:14.149	
11	3	3:35.036	33.897	1:23.000	<b>1:38.139</b>	317.2	45:49.185	
12	3	3:38.461	33.825	1:22.509	1:42.127	316.3	49:27.646	
13	3	4:16.846	B	1:04.786	1:23.864	1:48.196	313.6	53:44.492
14	3	4:37.778	B	1:24.408	1:23.352	1:50.018	314.5	58:22.270
15	1	17:53.314	...	1:25.776	1:43.339	313.6	1:16:15.584	
16	1	3:36.466	34.266	1:22.859	1:39.341	316.3	1:19:52.050	
17	1	3:38.607	<b>33.819</b>	1:23.702	1:41.086	317.2	1:23:30.657	
18	1	3:43.973	B	34.221	1:22.934	1:46.818	315.4	1:27:14.630
19	1	5:14.899	2:08.615	1:24.056	1:42.228	311.8	1:32:29.529	
20	1	3:37.163	34.095	1:22.781	1:40.287	316.3	1:36:06.692	
21	1	3:46.812	34.149	1:22.848	1:39.815	316.3	1:39:43.504	
22	1	3:46.258	B	34.241	1:23.632	1:48.385	317.2	1:43:29.762

31		Team WRT		Oreca 07 - Gibson	
		1. Robin FRIJNS		LMP2	
		2. Ferdinand HABSBURG		3. Charles MILESI	

32		United Autosports		Oreca 07 - Gibson				
		1. Nicolas JAMIN		LMP2				
		2. Jonathan ABERDEIN		3. Manuel MALDONADO				
1	3	19:31.561	...	1:25.164	1:39.645	307.3	19:31.561	
2	3	3:37.636	34.481	1:23.405	1:39.750	312.7	23:09.197	
3	3	3:37.387	35.447	1:22.960	1:38.980	312.7	26:46.584	
4	3	3:47.514	35.148	1:27.815	1:44.551	312.7	30:34.098	
5	3	5:01.713	43.038	2:38.184	1:40.491	79.5	35:35.811	
6	3	3:34.698	33.951	1:22.540	1:38.207	312.7	39:10.509	
7	3	3:47.653	B	33.778	1:24.482	1:49.393	313.6	42:58.162
8	2	5:07.868	1:57.832	1:24.776	1:45.260	313.6	48:06.030	
9	2	4:12.447	1:07.681	1:24.875	1:39.891	311.8	52:18.477	
10	2	3:35.946	33.837	1:22.863	1:39.246	312.7	55:54.423	
11	2	<b>3:33.366</b>	33.656	<b>1:22.080</b>	<b>1:37.630</b>	311.8	59:27.789	
12	2	3:35.931	33.849	1:22.821	1:39.261	312.7	1:03:03.720	
13	2	3:42.963	B	<b>33.590</b>	1:23.586	1:45.787	309.1	1:06:46.683
14	3	7:01.045	3:56.175	1:24.398	1:40.472	310.9	1:13:47.728	
15	3	3:35.266	33.794	1:22.643	1:38.829	311.8	1:17:22.994	
16	3	3:40.637	34.806	1:26.151	1:39.680	281.7	1:21:03.631	
17	3	3:33.822	33.776	1:22.305	1:37.741	312.7	1:24:37.453	
18	3	3:46.156	B	34.233	1:24.005	1:47.918	282.5	1:28:23.609

34		Inter Europol Competition		Oreca 07 - Gibson			
		1. Jakub SMIECHOWSKI		LMP2			
		2. Renger VAN DER ZANDE		3. Alex BRUNDLE			
1	1	4:03.100	48.431	1:29.744	1:44.925	235.7	4:03.100
2	1	3:40.536	35.312	1:25.000	1:40.224	315.4	7:43.636
3	1	3:37.966	34.262	1:23.815	1:39.889	314.5	11:21.602



# FIA WEC

## 89<sup>e</sup> Edition des 24 Heures du Mans

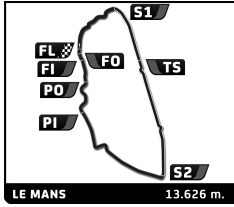
### Free Practice 4



### Sector Analysis

Lap under Red Flag												Invalidated Lap		Personal Best		Session Best		B Crossing the pit lane	
Lap	D	Time	Sector 1	Sector 2	Sector 3	T. Spd	Elapsed	Lap	D	Time	Sector 1	Sector 2	Sector 3	T. Spd	Elapsed				
4	1	3:38.851	34.154	1:23.142	1:41.555	315.4	15:00.453	6	1	3:35.791	34.411	1:22.048	1:39.332	318.2	26:47.723				
5	1	3:42.331	36.048	1:25.543	1:40.740	314.5	18:42.784	7	1	3:36.641	34.360	1:23.474	1:38.807	313.6	30:24.364				
6	1	3:42.853	34.271	1:24.604	1:43.978	316.3	22:25.637	8	1	4:55.668	36.407	2:38.298	1:40.963	79.8	35:20.032				
7	1	3:40.941	35.615	1:23.794	1:41.532	315.4	26:06.578	9	1	3:37.000	34.105	1:22.316	1:40.579	316.3	38:57.032				
8	1	3:37.239	34.260	1:23.039	1:39.940	316.3	29:43.817	10	1	3:37.427	34.604	1:22.532	1:40.291	316.3	42:34.459				
9	1	4:56.166	37.245	2:38.525	1:40.396	80.0	34:39.983	11	1	3:47.062 B	34.603	1:22.188	1:50.271	316.3	46:21.521				
10	1	3:38.178	34.119	1:24.970	1:39.089	318.2	38:18.161	12	2	8:37.797	5:32.248	1:26.060	1:39.489	298.8	54:59.318				
11	1	3:45.192 B	34.276	1:22.347	1:48.569	319.1	42:03.353	13	2	3:34.588	34.174	1:22.422	1:37.992	317.2	58:33.906				
12	1	9:32.071	6:21.675	1:25.016	1:45.380	312.7	51:35.424	14	2	3:34.967	33.985	1:22.345	1:38.637	318.2	1:02:08.873				
13	1	3:41.600	34.320	1:22.932	1:44.348	316.3	55:17.024	15	2	3:34.142	33.692	1:21.807	1:38.643	309.1	1:05:43.015				
14	1	3:36.276	34.234	1:23.026	1:39.016	316.3	58:53.300	16	2	3:32.418	33.556	1:21.736	1:37.126	314.5	1:09:15.433				
15	1	3:39.212	34.685	1:23.018	1:41.509	315.4	1:02:32.512	17	2	3:32.223	33.608	1:21.756	1:36.859	318.2	1:12:47.656				
16	1	3:37.066	34.312	1:22.977	1:39.777	316.3	1:06:09.578	18	2	3:32.944	33.826	1:22.087	1:37.031	292.4	1:16:20.600				
17	1	3:43.542 B	35.084	1:22.624	1:45.834	318.2	1:09:53.120	19	2	3:32.392	33.832	1:21.732	1:36.828	317.2	1:19:52.992				
18	3	5:44.394	2:33.448	1:23.267	1:47.679	316.3	1:15:37.514	20	2	3:40.777 B	33.782	1:22.279	1:44.716	321.0	1:23:33.769				
19	3	3:35.221	33.617	1:22.031	1:39.573	317.2	1:19:12.735	21	3	4:56.105	1:51.518	1:24.294	1:40.293	317.2	1:28:29.874				
20	3	3:39.549	35.372	1:25.077	1:39.100	317.2	1:22:52.284	22	3	3:37.423	34.349	1:24.171	1:38.903	320.1	1:32:07.297				
21	3	3:33.209	33.524	1:21.608	1:38.077	317.2	1:26:25.493	23	3	3:35.944	34.229	1:22.463	1:39.252	316.3	1:35:43.241				
22	3	3:51.282 B	36.137	1:25.825	1:49.320	319.1	1:30:16.775	24	3	3:34.130	33.953	1:22.293	1:37.884	317.2	1:39:17.371				
<b>36 Alpine Elf Matmut</b> Alpine A480 - Gibson																			
1. André NEGRÃO 3. Matthieu VAXIVIERE HYPERCAR																			
2. Nicolas LAPIERRE																			
1	3	18:25.842	...	1:25.898	1:42.345	317.2	18:25.842	<b>39 SO24-Dirob by Graff</b> Oreca 07 - Gibson								LMP2 P/A			
2	3	3:37.194	33.882	1:22.220	1:41.092	322.9	22:03.036	1. Vincent CAPILLAIRE 3. Maxime ROBIN											
3	3	3:34.482	33.394	1:21.411	1:39.677	322.9	25:37.518	2. Arnold ROBIN											
4	3	3:33.493	33.674	1:21.833	1:37.986	321.0	29:11.011	1	1	4:05.925	54.917	1:29.546	1:41.462	230.7	4:05.925				
5	3	5:02.728 B	36.402	2:38.405	1:47.921	79.3	34:13.739	2	1	3:41.114	35.254	1:24.229	1:41.631	314.5	7:47.039				
6	1	4:47.913	1:49.266	1:21.678	1:36.969	323.9	39:01.652	3	1	3:36.604	34.057	1:22.617	1:39.930	322.0	11:23.643				
7	1	3:32.939	33.245	1:21.213	1:38.481	325.8	42:34.591	4	1	3:41.289	34.528	1:22.808	1:43.953	319.1	15:04.932				
8	1	3:31.433	33.130	1:20.760	1:37.543	323.9	46:06.024	5	1	3:41.750	33.981	1:25.412	1:42.357	316.3	18:46.682				
9	1	3:32.771	33.282	1:20.959	1:38.530	322.0	49:38.795	6	1	3:39.104	33.989	1:22.750	1:42.365	319.1	22:25.786				
10	1	4:04.356	1:04.555	1:22.919	1:36.882	314.5	53:43.151	7	1	3:47.309 B	34.340	1:23.285	1:49.684	314.5	26:13.095				
11	1	3:29.965	33.274	1:20.392	1:36.299	322.0	57:13.116	8	2	7:47.884	3:18.661	2:42.521	1:46.702	78.8	34:00.979				
12	1	3:35.029	33.338	1:20.377	1:41.314	324.9	1:00:48.145	9	2	3:45.761	35.756	1:25.314	1:44.691	313.6	37:46.740				
13	1	3:36.540 B	33.267	1:20.747	1:42.526	327.8	1:04:24.685	10	2	3:44.699	35.594	1:25.141	1:44.964	312.7	41:32.439				
14	2	5:46.546	2:46.747	1:21.803	1:37.996	322.0	1:10:11.231	11	2	3:44.849	35.427	1:25.209	1:44.213	313.6	45:17.288				
15	2	3:30.710	33.164	1:21.302	1:36.244	315.4	1:13:41.941	12	2	3:45.796	35.959	1:24.474	1:45.363	315.4	49:03.084				
16	2	3:28.280	32.821	1:19.999	1:35.460	324.9	1:17:10.221	13	2	4:16.026	1:04.890	1:26.067	1:45.069	310.9	53:19.110				
17	2	3:35.604 B	33.713	1:20.063	1:41.828	322.0	1:20:45.825	14	2	3:44.600	35.340	1:24.659	1:44.601	313.6	57:03.710				
18	3	4:40.176	1:36.728	1:22.795	1:40.653	321.0	1:25:26.001	15	2	3:58.370 B	34.803	1:25.781	1:57.786	316.3	1:01:02.080				
19	3	3:32.263	33.335	1:21.517	1:37.411	321.0	1:28:58.264	16	2	4:51.928	1:44.522	1:24.619	1:42.787	311.8	1:05:54.008				
20	3	3:33.182	33.421	1:21.710	1:38.051	322.9	1:32:31.446	17	2	3:42.296	35.719	1:24.233	1:42.344	314.5	1:09:36.304				
21	3	3:33.909	33.584	1:21.763	1:38.562	322.0	1:36:05.355	18	2	3:49.434 B	35.036	1:24.408	1:49.990	314.5	1:13:25.738				
22	3	3:33.027	33.224	1:22.453	1:37.350	323.9	1:39:38.382	19	3	5:25.812	2:10.484	1:28.332	1:46.996	255.7	1:18:51.550				
23	3	3:41.077 B	33.837	1:22.490	1:44.750	319.1	1:43:19.459	20	3	3:46.330	36.135	1:25.959	1:44.236	312.7	1:22:37.880				
<b>38 JOTA</b> Oreca 07 - Gibson																			
1. Roberto GONZALEZ 3. Anthony DAVIDSON LMP2																			
2. Antonio Felix DA COSTA																			
1	1	8:40.588	5:30.777	1:25.650	1:44.161	307.3	8:40.588	<b>41 Team WRT</b> Oreca 07 - Gibson								LMP2			
2	1	3:41.143	36.912	1:24.192	1:40.039	315.4	12:21.731	1. Robert KUBICA 3. Yifei YE											
3	1	3:36.695	34.225	1:22.380	1:40.090	318.2	15:58.426	2. Louis DELETRAZ											
4	1	3:36.782	34.640	1:22.872	1:39.270	316.3	19:35.208												
5	1	3:36.724	34.114	1:22.073	1:40.537	321.0	23:11.932												





FIA WEC  
89<sup>e</sup> Edition des 24 Heures du Mans  
Free Practice 4



Sector Analysis

Lap under Red Flag Invalidated Lap Personal Best Session Best B Crossing the pit lane

Lap	D	Time	Sector 1	Sector 2	Sector 3	T. Spd	Elapsed	Lap	D	Time	Sector 1	Sector 2	Sector 3	T. Spd	Elapsed		
1	3	40:56.236	...	1:24.249	1:40.689	310.9	40:56.236	9	1	3:52.944	36.821	1:29.689	1:46.434	295.6	42:48.514		
2	3	3:33.281	33.819	1:21.720	1:37.742	316.3	44:29.517	10	1	<b>3:52.268</b>	<b>36.541</b>	<b>1:29.347</b>	<b>1:46.380</b>	293.2	46:40.782		
3	3	3:42.475	<b>B</b>	33.618	1:22.827	1:46.030	316.3	48:11.992	11	1	4:01.097	<b>B</b>	37.019	1:30.073	1:54.005	293.2	50:41.879
4	3	4:53.479	1:48.711	1:22.865	1:41.903	312.7	53:05.471	12	2	13:57.482	...	1:35.092	1:59.946	280.3	1:04:39.361		
5	3	3:35.299	33.388	1:21.644	1:40.267	318.2	56:40.770	13	2	4:10.825	39.232	1:34.270	1:57.323	290.0	1:08:50.186		
6	3	3:33.044	33.663	1:21.633	1:37.748	315.4	1:00:13.814	14	2	4:09.107	39.339	1:34.475	1:55.293	289.3	1:12:59.293		
7	3	<b>3:32.324</b>	<b>B</b>	<b>33.343</b>	1:21.653	<b>1:37.328</b>	320.1	1:03:46.138	15	2	4:08.805	39.268	1:34.324	1:55.213	288.5	1:17:08.098	
8	3	3:41.649	<b>B</b>	33.496	<b>1:21.322</b>	1:46.831	316.3	1:07:27.787	16	2	4:13.687	40.615	1:36.557	1:56.515	287.7	1:21:21.785	
9	1	4:53.286	1:45.493	1:24.638	1:43.155	314.5	1:12:21.073	17	2	4:10.904	39.032	1:35.394	1:56.478	261.3	1:25:32.689		
10	1	3:36.302	33.948	1:22.273	1:40.081	317.2	1:15:57.375	18	2	4:06.680	39.099	1:33.428	1:54.153	289.3	1:29:39.369		
11	1	3:35.166	33.784	1:22.572	1:38.810	313.6	1:19:32.541	19	2	4:05.704	38.940	1:32.981	1:53.783	287.7	1:33:45.073		
12	1	3:42.864	34.438	1:23.211	1:45.215	315.4	1:23:15.405	20	2	4:07.980	40.730	1:33.210	1:54.040	288.5	1:37:53.053		
13	1	3:36.356	34.577	1:23.062	1:38.717	310.0	1:26:51.761	21	2	4:13.314	<b>B</b>	38.936	1:32.799	2:01.579	290.0	1:42:06.367	
14	1	3:42.324	<b>B</b>	34.246	1:23.017	1:45.061	316.3	1:30:34.085	22	3	<b>11:15.014</b>	<b>B</b>	2:25.795	4:19.053	4:30.166	79.1	1:53:21.381
15	1	7:43.927	4:40.944	1:23.557	1:39.426	313.6	1:38:18.012										
16	1	3:38.442	34.572	1:23.595	1:40.275	315.4	1:41:56.454										
17	1	<b>5:45.388</b>	<b>B</b>	34.602	1:22.837	3:47.949	313.6	1:47:41.842									

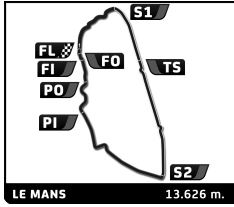
44		ARC Bratislava		Oreca 07 - Gibson				
		1.Miroslav KONOPKA		LMP2 P/A				
		2.Oliver WEBB		3.Matej KONOPKA				
1	1	5:04.315	1:35.904	1:36.198	1:52.213	293.2	5:04.315	
2	1	3:53.118	37.422	1:27.197	1:48.499	311.8	8:57.433	
3	1	3:51.607	36.968	1:27.248	1:47.391	313.6	12:49.040	
4	1	3:49.584	36.306	1:25.865	1:47.413	315.4	16:38.624	
5	1	3:47.970	36.595	1:25.622	1:45.753	317.2	20:26.594	
6	1	3:47.626	36.022	1:25.992	1:45.612	310.0	24:14.220	
7	1	3:48.148	35.896	1:26.429	1:45.823	283.9	28:02.368	
8	1	4:58.450	36.872	2:35.557	1:46.021	79.6	33:00.818	
9	1	3:46.965	36.011	1:26.026	1:44.928	310.0	36:47.783	
10	1	3:44.657	35.740	1:24.863	1:44.054	313.6	40:32.440	
11	1	3:54.251	<b>B</b>	36.008	1:25.035	1:53.208	312.7	44:26.691
12	1	19:30.299	...	1:27.055	1:45.854	306.5	1:03:56.990	
13	1	3:48.271	36.251	1:25.663	1:46.357	310.9	1:07:45.261	
14	1	3:48.822	36.491	1:26.034	1:46.297	315.4	1:11:34.083	
15	1	3:49.526	36.313	1:25.670	1:47.543	313.6	1:15:23.609	
16	1	3:48.138	36.427	1:25.036	1:46.675	313.6	1:19:11.747	
17	1	3:48.060	38.395	1:25.225	1:44.440	313.6	1:22:59.807	
18	1	3:44.639	35.525	1:25.142	1:43.972	310.9	1:26:44.446	
19	1	<b>3:43.383</b>	<b>B</b>	<b>35.513</b>	<b>1:24.780</b>	<b>1:43.090</b>	312.7	1:30:27.829
20	1	3:45.608	35.779	1:24.871	1:44.958	311.8	1:34:13.437	
21	1	3:53.868	<b>B</b>	35.674	1:25.345	1:52.849	316.3	1:38:07.305
22	3	<b>13:21.833</b>	<b>B</b>	5:36.340	3:08.979	4:36.514	312.7	1:51:29.138

46		Team Project 1		Porsche 911 RSR - 19				
		1.Dennis OLSEN		LMP2 E Am				
		2.Anders BUCHARDT		3.Robert FOLEY				
1	3	4:31.891	1:05.328	1:33.620	1:52.943	286.2	4:31.891	
2	3	3:58.430	37.622	1:31.259	1:49.549	293.2	8:30.321	
3	3	3:57.036	37.341	1:30.836	1:48.859	291.6	12:27.357	
4	3	3:56.175	37.095	1:30.512	1:48.568	292.4	16:23.532	
5	3	4:00.091	37.929	1:30.800	1:51.362	290.8	20:23.623	
6	3	3:54.639	36.942	1:30.027	1:47.670	293.2	24:18.262	
7	3	4:01.912	<b>B</b>	37.037	1:30.375	1:54.500	293.2	28:20.174
8	1	10:35.396	7:16.899	1:30.719	1:47.778	293.2	38:55.570	

47		Cetilar Racing		Ferrari 488 GTE Evo				
		1.Roberto LACORTE		LMGTE Am				
		2.Giorgio SERNAGIOTTO		3.Antonio FUOCO				
1	2	15:46.250	<b>B</b>	...	1:32.838	1:58.598	289.3	15:46.250
2	2	4:35.050	1:16.538	1:30.194	1:48.318	294.8	20:21.300	
3	2	3:54.193	36.508	1:29.875	1:47.810	294.0	24:15.493	
4	2	3:54.179	36.840	1:29.695	1:47.644	294.8	28:09.672	
5	2	5:12.760	40.792	2:42.824	1:49.144	79.4	33:22.432	
6	2	3:53.757	36.544	1:29.941	<b>1:47.272</b>	293.2	37:16.189	
7	2	3:57.957	37.456	1:29.476	1:51.025	296.4	41:14.146	
8	2	<b>3:53.299</b>	<b>B</b>	36.546	1:29.355	1:47.398	293.2	45:07.445
9	2	4:00.267	<b>B</b>	<b>36.392</b>	<b>1:29.098</b>	1:54.777	294.8	49:07.712
10	1	6:16.150	2:49.894	1:34.304	1:51.952	295.6	55:23.862	
11	1	4:05.952	38.404	1:31.328	1:56.220	297.2	59:29.814	
12	1	4:08.041	<b>B</b>	38.888	1:31.095	1:58.058	292.4	1:03:37.855
13	1	4:47.525	1:26.399	1:30.871	1:50.255	292.4	1:08:25.380	
14	1	3:57.805	37.978	1:30.139	1:49.688	295.6	1:12:23.185	
15	1	3:57.051	37.502	1:30.445	1:49.104	293.2	1:16:20.236	
16	1	3:57.806	37.433	1:30.421	1:49.952	294.0	1:20:18.042	
17	1	3:56.692	37.478	1:30.371	1:48.843	291.6	1:24:14.734	
18	1	3:56.199	37.231	1:30.314	1:48.654	291.6	1:28:10.933	
19	1	3:55.668	37.234	1:30.070	1:48.364	293.2	1:32:06.601	
20	1	4:06.710	<b>B</b>	38.693	1:30.949	1:57.068	294.8	1:36:13.311
21	3	5:11.623	1:49.534	1:31.552	1:50.537	294.0	1:41:24.934	
22	3	<b>5:35.799</b>	<b>B</b>	38.203	1:30.366	3:27.230	293.2	1:47:00.733

48		IDEC Sport		Oreca 07 - Gibson				
		1.Paul LAFARGUE		LMP2				
		2.Paul Loup CHATIN		3.Patrick PILET				
1	1	4:36.092	<b>B</b>	1:04.220	1:32.295	1:59.577	223.5	4:36.092
2	1	10:23.044	7:05.832	1:28.001	1:49.211	275.3	14:59.136	
3	1	3:50.661	37.120	1:28.817	1:44.724	293.2	18:49.797	
4	1	3:47.289	35.697	1:25.503	1:46.089	312.7	22:37.086	
5	1	3:54.196	<b>B</b>	36.234	1:25.380	1:52.582	310.0	26:31.282
6	3	9:41.104	6:36.446	1:24.739	1:39.919	298.0	36:12.386	
7	3	3:38.120	33.972	1:23.171	1:40.977	315.4	39:50.506	
8	3	3:36.888	34.094	1:24.365	1:38.429	310.0	43:27.394	
9	3	<b>3:34.135</b>	<b>B</b>	33.688	1:22.608	<b>1:37.839</b>	309.1	47:01.529
10	3	3:43.204	37.102	1:23.441	1:42.661	311.8	50:44.733	
11	3	4:13.339	1:07.799	1:24.496	1:41.044	310.0	54:58.072	





# FIA WEC

## 89<sup>e</sup> Edition des 24 Heures du Mans

### Free Practice 4

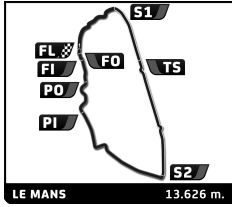


### Sector Analysis

Lap under Red Flag   Invalidated Lap   Personal Best   Session Best   B Crossing the pit lane

Lap	D	Time	Sector 1	Sector 2	Sector 3	T. Spd	Elapsed	Lap	D	Time	Sector 1	Sector 2	Sector 3	T. Spd	Elapsed
12	3	3:34.629	33.704	1:22.093	1:38.832	315.4	58:32.701	4	1	4:03.803	38.936	1:32.309	1:52.558	290.0	17:35.110
13	3	3:42.950 B	33.669	1:23.262	1:46.019	311.8	1:02:15.651	5	1	4:09.911 B	38.400	1:32.217	1:59.294	292.4	21:45.021
14	1	5:15.410	2:08.394	1:24.759	1:42.257	311.8	1:07:31.061	6	1	4:58.721	1:33.355	1:32.473	1:52.893	294.0	26:43.742
15	1	3:42.258	35.233	1:24.968	1:42.057	298.8	1:11:13.319	7	1	3:57.766	37.513	1:31.183	1:49.070	290.0	30:41.508
16	1	3:41.126	34.832	1:24.623	1:41.671	313.6	1:14:54.445	8	1	5:20.609 B	41.043	2:40.112	1:59.454	79.4	36:02.117
17	1	3:40.997	35.835	1:24.286	1:40.876	314.5	1:18:35.442	9	1	5:31.316	2:05.694	1:32.247	1:53.375	292.4	41:33.433
18	1	3:41.393	36.050	1:24.305	1:41.038	310.9	1:22:16.835	10	1	3:56.594	37.446	1:30.702	1:48.446	292.4	45:30.027
19	1	3:39.699	34.505	1:23.841	1:41.353	314.5	1:25:56.534	11	1	8:57.333	5:27.591	1:37.643	1:52.099	265.8	54:27.360
20	1	3:50.949 B	34.474	1:26.783	1:49.692	314.5	1:29:47.483	12	1	3:58.091	37.666	1:30.967	1:49.458	292.4	58:25.451
21	2	5:48.373	2:43.197	1:25.377	1:39.799	312.7	1:35:35.856	13	1	3:57.268	37.379	1:30.958	1:48.931	290.8	1:02:22.719
22	2	3:36.416	34.129	1:23.316	1:38.971	311.8	1:39:12.272	14	1	4:11.664 B	38.604	1:32.208	2:00.852	286.2	1:06:34.383
23	2	3:37.045	33.959	1:23.395	1:39.691	314.5	1:42:49.317	15	2	5:57.262	2:34.278	1:31.858	1:51.126	292.4	1:12:31.645
24	2	7:17.070 B	33.795	2:12.793	4:30.482	310.9	1:50:06.387	16	2	3:55.285	36.907	1:30.279	1:48.099	293.2	1:16:26.930
<b>49</b> High Class Racing   Orega 07 - Gibson LMP2 1.Anders FJORBACH   3.Kevin MAGNUSSEN 2.Jan MAGNUSSEN								<b>55</b> Spirit of Race   Ferrari 488 GTE Evo LMGTE Am 1.Duncan CAMERON   3.Matthew GRIFFIN 2.David PEREL							
1	3	53:24.970 B	...	1:27.063	1:53.395	310.0	53:24.970	1	3	4:43.008	1:19.706	1:33.430	1:49.872	290.0	4:43.008
2	3	7:29.225	4:22.495	1:24.133	1:42.597	311.8	1:00:54.195	2	3	4:05.985 B	37.401	1:31.864	1:56.720	273.9	8:48.993
3	3	3:38.650	33.783	1:22.886	1:41.981	314.5	1:04:32.845	3	3	5:05.880	1:44.213	1:31.849	1:49.818	292.4	13:54.873
4	3	3:44.972	34.822	1:23.753	1:46.397	314.5	1:08:17.817	4	3	3:56.909	37.320	1:30.638	1:48.951	292.4	17:51.782
5	3	3:34.701	33.655	1:22.776	1:38.270	313.6	1:11:52.518	5	3	3:57.109	37.819	1:31.165	1:48.125	293.2	21:48.891
6	3	3:37.982	34.363	1:23.704	1:39.915	315.4	1:15:30.500	6	3	3:54.843	36.731	1:30.385	1:47.727	292.4	25:43.734
7	3	3:43.147 B	33.735	1:22.237	1:47.175	314.5	1:19:13.647	7	3	4:03.575 B	36.956	1:30.407	1:56.212	292.4	29:47.309
8	2	13:38.576	...	1:26.825	1:42.410	308.2	1:32:52.223	8	1	6:53.597	3:29.217	1:33.053	1:51.327	288.5	36:40.906
9	2	3:40.910	34.456	1:24.978	1:41.476	314.5	1:36:33.133	9	1	4:02.746	38.088	1:32.046	1:52.612	290.8	40:43.652
10	2	3:39.266	34.475	1:24.156	1:40.635	310.9	1:40:12.399	10	1	4:00.857	37.991	1:31.672	1:51.194	291.6	44:44.509
11	2	3:38.508	34.498	1:23.551	1:40.459	311.8	1:43:50.907	11	1	4:01.963	38.103	1:31.759	1:52.101	289.3	48:46.472
12	2	9:41.352 B	49.875	4:19.365	4:32.112	79.1	1:53:32.259	12	1	4:33.611	1:05.848	1:33.444	1:54.319	290.0	53:20.083
<b>51</b> AF Corse   Ferrari 488 GTE Evo LMGTE Pro 1.Alessandro PIER GUIDI   3.Côme LEDOGAR 2.James CALADO								<b>52</b> AF Corse   Ferrari 488 GTE Evo LMGTE Pro 1.Daniel SERRA   3.Sam BIRD 2.Miguel MOLINA							
1	3	40:16.634	...	1:30.761	1:46.750	269.1	40:16.634	1	1	15:23.761	...	1:31.188	1:48.903	280.3	15:23.761
2	3	3:51.473	36.704	1:29.038	1:45.731	294.0	44:08.107	2	1	3:55.729	36.577	1:29.587	1:49.565	269.1	19:19.490
3	3	3:51.484	36.328	1:28.294	1:46.862	298.0	47:59.591	3	1	3:53.516	36.548	1:28.692	1:48.276	279.5	23:13.006
4	3	4:49.315	1:15.378	1:40.314	1:53.623	290.0	52:48.906	4	1	3:52.821	36.647	1:28.681	1:47.493	283.9	27:05.827
5	3	3:54.755	36.675	1:28.790	1:49.290	295.6	56:43.661	5	1	4:06.003 B	36.860	1:33.515	1:55.628	252.8	31:11.830
6	3	3:59.364 B	36.643	1:28.641	1:54.080	290.8	1:00:43.025	6	1	5:49.519 B	2:12.987	1:35.554	2:00.978	233.7	37:01.349
<b>52</b> AF Corse   Ferrari 488 GTE Evo LMGTE Pro 1.Daniel SERRA   3.Sam BIRD 2.Miguel MOLINA								<b>54</b> AF Corse   Ferrari 488 GTE Evo LMGTE Am 1.Thomas FLOHR   3.Francesco CASTELLACCI 2.Giancarlo FISICHELLA							
1	1	5:23.449	1:46.518	1:40.195	1:56.736	221.2	5:23.449	1	3	18:10.098	...	1:34.820	1:54.287	232.6	18:10.098
2	1	4:05.992	38.972	1:34.566	1:52.454	253.9	9:29.441	2	3	3:54.147	36.568	1:29.949	1:47.630	296.4	22:04.245
3	1	4:01.866	38.211	1:32.398	1:51.257	291.6	13:31.307	3	3	3:59.983 B	36.522	1:29.545	1:53.916	293.2	26:04.228
<b>54</b> AF Corse   Ferrari 488 GTE Evo LMGTE Am 1.Thomas FLOHR   3.Francesco CASTELLACCI 2.Giancarlo FISICHELLA								<b>56</b> Team Project 1   Porsche 911 RSR - 19 LMGTE Am 1.Egidio PERFETTI   3.Riccardo PERA 2.Matteo CAIROLI							
1	3	18:10.098	...	1:34.820	1:54.287	232.6	18:10.098	1	3	18:10.098	...	1:34.820	1:54.287	232.6	18:10.098
2	3	3:54.147	36.568	1:29.949	1:47.630	296.4	22:04.245	2	3	3:54.147	36.568	1:29.949	1:47.630	296.4	22:04.245
3	3	3:59.983 B	36.522	1:29.545	1:53.916	293.2	26:04.228	3	3	3:59.983 B	36.522	1:29.545	1:53.916	293.2	26:04.228





# FIA WEC

## 89<sup>e</sup> Edition des 24 Heures du Mans

### Free Practice 4



### Sector Analysis

Lap under Red Flag   Invalidated Lap   Personal Best   Session Best   B Crossing the pit lane

Lap	D	Time	Sector 1	Sector 2	Sector 3	T. Spd	Elapsed	Lap	D	Time	Sector 1	Sector 2	Sector 3	T. Spd	Elapsed
4	1	12:48.425	9:26.957	1:31.603	1:49.865	290.8	38:52.653	15	3	3:56.208	37.143	1:30.528	1:48.537	294.0	1:07:27.333
5	1	3:58.787	37.842	1:31.103	1:49.842	293.2	42:51.440	16	3	3:55.594	36.780	1:30.035	1:48.779	293.2	1:11:22.927
6	1	3:55.805	37.289	1:30.381	1:48.135	292.4	46:47.245	17	3	4:04.680 B	37.420	1:31.051	1:56.209	291.6	1:15:27.607
7	1	4:02.779	38.985	1:33.004	1:50.790	291.6	50:50.024	18	2	5:55.342	2:33.981	1:31.574	1:49.787	291.6	1:21:22.949
8	1	4:30.833	1:04.662	1:35.420	1:50.751	290.8	55:20.857	19	2	3:58.664	38.137	1:32.576	1:47.951	261.9	1:25:21.613
9	1	4:06.361 B	38.500	1:31.441	1:56.420	290.0	59:27.218	20	2	3:55.421	36.824	1:30.768	1:47.829	294.0	1:29:17.034
10	2	14:25.151	...	1:30.829	1:47.952	290.8	1:13:52.369	21	2	4:03.386 B	36.881	1:30.403	1:56.102	294.0	1:33:20.420
11	2	3:53.525	36.723	1:29.202	1:47.600	294.8	1:17:45.894	22	2	5:43.089	2:18.003	1:32.305	1:52.781	294.8	1:39:03.509
12	2	3:53.636	36.750	1:30.186	1:46.700	292.4	1:21:39.530	23	2	3:58.272	36.890	1:30.422	1:50.960	297.2	1:43:01.781
13	2	3:59.483 B	36.518	1:29.471	1:53.494	294.8	1:25:39.013	24	2	8:12.031 B	36.680	3:05.027	4:30.324	296.4	1:51:13.812

57		Kessel Racing		Ferrari 488 GTE Evo			
		1.Takeshi KIMURA		LMGTE Am			
		2.Scott ANDREWS		3.Mikkel JENSEN			
1	3	4:45.368	1:23.726	1:31.440	1:50.202	292.4	4:45.368
2	3	6:20.166 B	51.057	2:43.157	2:45.952	128.9	11:05.534
3	3	12:02.406	8:39.407	1:33.711	1:49.288	283.2	23:07.940
4	3	3:55.584	37.514	1:30.734	1:47.336	292.4	27:03.524
5	3	3:53.797	36.622	1:30.194	1:46.981	290.8	30:57.321
6	3	4:58.600	38.427	2:32.932	1:47.241	79.1	35:55.921
7	3	3:55.552	36.962	1:30.587	1:48.003	290.8	39:51.473
8	3	3:52.928	36.723	1:29.614	1:46.591	292.4	43:44.401
9	3	4:00.772 B	36.753	1:30.713	1:53.306	289.3	47:45.173
10	1	5:55.581	2:22.110	1:37.740	1:55.731	271.8	53:40.754
11	1	4:02.646	38.259	1:32.130	1:52.257	289.3	57:43.400
12	1	4:00.383	37.918	1:31.875	1:50.590	291.6	1:01:43.783
13	1	4:01.259	37.586	1:32.182	1:51.491	290.8	1:05:45.042
14	1	4:01.160	37.583	1:32.331	1:51.246	288.5	1:09:46.202
15	1	4:01.139	38.323	1:31.967	1:50.849	290.8	1:13:47.341
16	1	4:00.716	37.774	1:31.318	1:51.624	288.5	1:17:48.057
17	1	4:08.952 B	37.464	1:30.959	2:00.529	292.4	1:21:57.009
18	2	5:27.352	2:06.487	1:31.190	1:49.675	291.6	1:27:24.361
19	2	3:56.274	37.212	1:30.568	1:48.494	289.3	1:31:20.635
20	2	3:54.690	36.941	1:30.157	1:47.592	290.0	1:35:15.325
21	2	3:52.935	36.638	1:29.745	1:46.552	294.0	1:39:08.260
22	2	3:55.883	36.600	1:31.634	1:47.649	290.8	1:43:04.143
23	2	8:15.956 B	37.769	3:08.884	4:29.303	294.0	1:51:20.099

60		Iron Lynx		Ferrari 488 GTE Evo			
		1.Claudio SCHIAVONI		LMGTE Am			
		2.Paolo RUBERTI		3.Raffaele GIAMMARRIA			
1	1	5:34.967	1:58.272	1:41.114	1:55.581	282.5	5:34.967
2	1	4:10.784	39.241	1:37.151	1:54.392	259.4	9:45.751
3	1	4:08.936	39.475	1:34.327	1:55.134	283.2	13:54.687
4	1	4:07.688	40.850	1:32.776	1:54.062	292.4	18:02.375
5	1	4:15.749	40.842	1:36.174	1:58.733	291.6	22:18.124
6	1	4:10.068	40.118	1:33.690	1:56.260	290.8	26:28.192
7	1	4:04.488	38.875	1:32.959	1:52.654	292.4	30:32.680
8	1	5:21.643	41.758	2:47.519	1:52.366	79.5	35:54.323
9	1	4:13.370 B	38.710	1:32.794	2:01.866	293.2	40:07.693
10	3	5:16.077	1:54.956	1:31.506	1:49.615	290.8	45:23.770
11	3	4:01.284	37.046	1:30.665	1:53.573	291.6	49:25.054
12	3	4:30.197	1:09.433	1:31.444	1:49.320	293.2	53:55.251
13	3	4:02.635 B	36.899	1:30.151	1:55.585	293.2	57:57.886
14	3	5:33.239	2:11.065	1:31.231	1:50.943	294.8	1:03:31.125

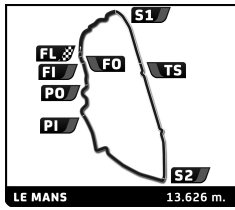
63		Corvette Racing		Chevrolet Corvette C8.R			
		1.Antonio GARCIA		LMGTE Pro			
		2.Jordan TAYLOR		3.Nicky CATSBURG			
1	1	4:23.972	58.541	1:34.347	1:51.084	253.9	4:23.972
2	1	3:51.428	36.458	1:28.793	1:46.177	297.2	8:15.400
3	1	3:50.633	36.696	1:28.666	1:45.271	298.8	12:06.033
4	1	3:50.289	36.420	1:28.435	1:45.434	300.5	15:56.322
5	1	3:50.075	36.387	1:28.348	1:45.340	299.7	19:46.397
6	1	3:49.603	36.110	1:28.361	1:45.132	297.2	23:36.000
7	1	3:50.111	36.361	1:28.519	1:45.231	297.2	27:26.111
8	1	3:57.256	36.201	1:35.835	1:45.220	298.8	31:23.367
9	1	4:40.767	38.157	2:16.095	1:46.515	229.2	36:04.134
10	1	3:51.346	36.608	1:29.363	1:45.375	298.0	39:55.480
11	1	3:51.069	36.292	1:28.054	1:46.723	299.7	43:46.549
12	1	3:52.898	36.188	1:28.341	1:48.369	298.8	47:39.447
13	1	4:22.197	1:05.796	1:29.958	1:46.443	294.8	52:01.644
14	1	3:56.203 B	36.277	1:28.389	1:51.537	296.4	55:57.847
15	3	6:57.172	3:26.492	1:41.499	1:49.181	286.2	1:02:55.019
16	3	3:54.988	36.980	1:30.007	1:48.001	298.0	1:06:50.007
17	3	3:54.128	36.983	1:28.942	1:48.203	297.2	1:10:44.135
18	3	3:57.872	36.658	1:29.732	1:51.482	296.4	1:14:42.007
19	3	3:52.573	36.596	1:28.772	1:47.205	299.7	1:18:34.580
20	3	3:51.417	36.582	1:28.520	1:46.315	300.5	1:22:25.997
21	3	4:05.538 B	36.744	1:32.637	1:56.157	295.6	1:26:31.535
22	2	5:19.910	2:00.055	1:30.912	1:48.943	295.6	1:31:51.445
23	2	3:54.062	36.894	1:29.702	1:47.466	294.8	1:35:45.507
24	2	3:53.478	36.737	1:29.638	1:47.103	296.4	1:39:38.985
25	2	3:53.902	36.632	1:29.710	1:47.560	298.0	1:43:32.887
26	2	9:21.873 B	36.646	4:08.194	4:37.033	79.4	1:52:54.760

64		Corvette Racing		Chevrolet Corvette C8.R			
		1.Tommy MILNER		LMGTE Pro			
		2.Nicholas TANDY		3.Alexander SIMS			
1	3	7:52.596	4:34.327	1:30.266	1:48.003	294.0	7:52.596
2	3	3:51.706	36.492	1:29.096	1:46.118	294.8	11:44.302
3	3	3:53.101	36.364	1:28.595	1:48.142	297.2	15:37.403
4	3	3:51.784	36.747	1:28.793	1:46.244	297.2	19:29.187
5	3	3:50.626	36.647	1:28.373	1:45.606	299.7	23:19.813
6	3	3:49.684	36.350	1:28.162	1:45.172	298.0	27:09.497
7	3	3:57.622 B	36.593	1:28.300	1:52.729	299.7	31:07.119
8	3	6:43.028	3:25.897	1:29.753	1:47.378	293.2	37:50.147
9	3	3:51.432	36.500	1:28.862	1:46.070	294.8	41:41.579
10	3	3:51.047	36.478	1:28.486	1:46.083	298.8	45:32.626
11	3	3:55.831	36.491	1:29.737	1:49.603	298.0	49:28.457









# FIA WEC

## 89<sup>e</sup> Edition des 24 Heures du Mans

### Free Practice 4

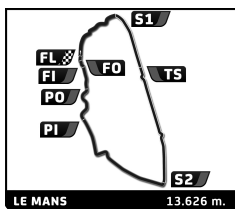
### Sector Analysis



Lap under Red Flag   Invalidated Lap   Personal Best   Session Best   B Crossing the pit lane

Lap	D	Time	Sector 1	Sector 2	Sector 3	T. Spd	Elapsed	Lap	D	Time	Sector 1	Sector 2	Sector 3	T. Spd	Elapsed
25	1	3:48.274	35.903	1:26.047	1:46.324	313.6	1:44:22.153	2	1	8:25.359	5:13.451	1:27.446	1:44.462	295.6	1:29:56.544
26	1	10:20.850 B	1:25.661	4:21.388	4:33.801	79.0	1:54:43.003	3	1	3:49.111	35.364	1:25.771	1:47.966	309.1	1:33:45.655
<b>71</b> Inception Racing      Ferrari 488 GTE Evo 1. Brendan IRIBE      3. Ben BARNICOAT      LMGTE Am 2. Ollie MILLROY								<b>77</b> Dempsey - Proton Racing      Porsche 911 RSR - 19 1. Christian RIED      3. Matt CAMPBELL      LMGTE Am 2. Jaxon EVANS							
1	2	8:06.982	4:41.385	1:35.773	1:49.824	288.5	8:06.982	1	3	4:29.767	1:08.422	1:32.293	1:49.052	242.6	4:29.767
2	2	3:56.019	37.059	1:30.876	1:48.084	290.8	12:03.001	2	3	3:52.579	36.640	1:29.646	1:46.293	293.2	8:22.346
3	2	3:55.949	36.818	1:30.676	1:48.455	290.0	15:58.950	3	3	3:57.912 B	36.657	1:28.861	1:52.394	294.8	12:20.258
4	2	3:55.331	36.919	1:30.406	1:48.006	292.4	19:54.281	4	2	6:59.939	3:38.360	1:31.279	1:50.300	291.6	19:20.197
5	2	3:54.560	36.808	1:30.048	1:47.704	293.2	23:48.841	5	2	3:53.597	36.725	1:29.381	1:47.484	294.8	23:13.794
6	2	3:54.466	36.613	1:30.225	1:47.628	290.0	27:43.307	6	2	3:53.021	36.751	1:29.338	1:46.932	296.4	27:06.815
7	2	4:58.954 B	36.802	2:26.315	1:55.837	79.0	32:42.261	7	2	3:59.029 B	36.649	1:29.395	1:52.985	294.0	31:05.844
8	1	5:48.698	2:18.332	1:36.028	1:54.338	289.3	38:30.959	8	2	9:52.993	6:34.303	1:30.394	1:48.296	290.8	40:58.837
9	1	4:03.409	38.346	1:32.994	1:52.069	290.8	42:34.368	9	2	3:52.722	36.558	1:29.450	1:46.714	292.4	44:51.559
10	1	4:02.595	38.256	1:32.722	1:51.617	290.0	46:36.963	10	2	4:01.377 B	37.465	1:29.637	1:54.275	294.8	48:52.936
11	1	4:03.713	38.384	1:32.296	1:53.033	288.5	50:40.676	11	2	7:12.008	3:53.514	1:30.411	1:48.083	290.0	56:04.944
12	1	4:38.812	1:13.608	1:33.249	1:51.955	288.5	55:19.488	12	2	3:54.551	36.725	1:29.998	1:47.828	290.8	59:59.495
13	1	4:14.563 B	40.250	1:33.330	2:00.983	287.7	59:34.051	13	2	3:52.311	36.553	1:29.169	1:46.589	291.6	1:03:51.806
14	3	6:50.023 B	2:44.001	1:41.826	2:24.196	288.5	1:06:24.074	14	2	4:01.367 B	36.660	1:29.446	1:55.261	292.4	1:07:53.173
15	3	15:34.613	...	1:35.605	1:52.121	227.7	1:21:58.687	15	2	8:21.907 B	4:56.895	1:30.427	1:54.585	290.8	1:16:15.080
16	3	4:10.384 B	37.204	1:33.390	1:59.790	288.5	1:26:09.071	16	2	5:05.062	1:42.157	1:30.889	1:52.016	292.4	1:21:20.142
17	3	4:34.285	1:16.662	1:30.128	1:47.495	293.2	1:30:43.356	17	2	3:53.327	36.473	1:29.332	1:47.522	290.8	1:25:13.469
18	3	3:51.692	36.209	1:29.298	1:46.185	291.6	1:34:35.048	18	2	3:55.420	36.425	1:29.111	1:49.884	291.6	1:29:08.889
19	3	4:00.071 B	36.338	1:29.514	1:54.219	294.8	1:38:35.119	19	2	3:53.191	36.517	1:29.271	1:47.403	292.4	1:33:02.080
<b>72</b> Hub Auto Racing      Porsche 911 RSR - 19 1. Dries VANTHOOR      3. Maxime MARTIN      LMGTE Pro 2. Alvaro PARENTE								<b>79</b> WeatherTech Racing      Porsche 911 RSR - 19 1. Cooper MACNEIL      3. Laurens VANTHOOR      LMGTE Pro 2. Earl BAMBER							
1	2	16:17.510	...	1:29.621	1:47.670	296.4	16:17.510	1	2	5:56.550	2:13.522	1:44.265	1:58.763	168.8	5:56.550
2	2	3:52.620	36.369	1:28.982	1:47.269	294.8	20:10.130	2	2	4:09.869	38.321	1:39.137	1:52.411	194.9	10:06.419
3	2	3:53.774	36.334	1:30.452	1:46.988	296.4	24:03.904	3	2	3:53.334	36.532	1:29.485	1:47.317	274.6	13:59.753
4	2	3:52.493	36.511	1:28.859	1:47.123	295.6	27:56.397	4	2	3:51.797	36.420	1:28.131	1:47.246	299.7	17:51.550
5	2	5:06.895	36.749	2:42.132	1:48.014	79.1	33:03.292	5	2	4:12.499 B	39.236	1:34.692	1:58.571	221.2	22:04.049
6	2	3:51.632	36.326	1:28.868	1:46.438	296.4	36:54.924	6	1	13:58.195	9:43.341	2:26.033	1:48.821	185.9	36:02.244
7	2	3:51.202	36.216	1:28.687	1:46.299	295.6	40:46.126	7	1	3:58.115	38.151	1:31.408	1:48.556	296.4	40:00.359
8	2	3:50.886	36.229	1:28.530	1:46.127	295.6	44:37.012	8	1	3:56.396	37.257	1:29.886	1:49.253	297.2	43:56.755
9	2	3:56.133	36.387	1:28.951	1:50.795	295.6	48:33.145	9	1	3:59.790	37.524	1:30.432	1:51.834	296.4	47:56.545
10	2	4:20.984	1:04.515	1:29.084	1:47.385	295.6	52:54.129	10	1	4:38.148	1:17.717	1:32.159	1:48.272	276.0	52:34.693
11	2	3:51.140	36.162	1:28.320	1:46.658	296.4	56:45.269	11	1	4:02.751 B	37.256	1:30.029	1:55.466	294.0	56:37.444
12	2	3:52.229	36.282	1:28.403	1:47.544	298.8	1:00:37.498	12	3	9:19.193	6:02.304	1:30.138	1:46.751	239.3	1:05:56.637
13	2	3:53.479	36.855	1:28.387	1:48.237	298.0	1:04:30.977	13	3	3:49.673	35.808	1:27.785	1:46.080	297.2	1:09:46.310
14	2	3:54.523	36.358	1:28.449	1:49.716	299.7	1:08:25.500	14	3	3:48.246	35.752	1:27.811	1:44.683	298.0	1:13:34.556
15	2	4:09.143 B	36.400	1:28.713	2:04.030	295.6	1:12:34.643	15	3	3:48.820	35.820	1:27.931	1:45.069	296.4	1:17:23.376
16	3	10:50.329	7:31.972	1:31.167	1:47.190	286.2	1:23:24.972	16	3	3:49.515	36.051	1:27.790	1:45.674	299.7	1:21:12.891
17	3	3:52.555	36.883	1:29.412	1:46.260	293.2	1:27:17.527	17	3	3:48.496	35.726	1:28.149	1:44.621	296.4	1:25:01.387
18	3	3:51.624	36.409	1:28.925	1:46.290	296.4	1:31:09.151	18	3	3:54.628 B	35.786	1:27.820	1:51.022	298.0	1:28:56.015
19	3	3:51.396	36.554	1:29.068	1:45.774	292.4	1:35:00.547	19	3	5:45.935	2:32.656	1:28.044	1:45.235	296.4	1:34:41.950
20	3	3:51.373	36.454	1:28.967	1:45.952	294.8	1:38:51.920	20	3	3:48.650	36.188	1:27.840	1:44.622	297.2	1:38:30.600
21	3	3:59.297	37.083	1:34.277	1:47.937	292.4	1:42:51.217	21	3	3:48.638	35.679	1:28.353	1:44.606	296.4	1:42:19.238
22	3	7:59.281 B	36.462	2:52.104	4:30.715	295.6	1:50:50.498	22	3	6:53.443 B	35.714	1:45.995	4:31.734	296.4	1:49:12.681
<b>74</b> Racing Team India Eurasia      Ligier JSP217 - Gibson 1. James WINSLOW      3. Tom CLOET      LMP2 P/A 2. John CORBETT															
1	1	1:21:31.185 B	...	1:35.856	2:01.263	224.4	1:21:31.185								





## FIA WEC

### 89<sup>e</sup> Edition des 24 Heures du Mans

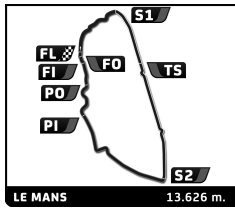
#### Free Practice 4



### Sector Analysis

Lap under Red Flag										Invalidated Lap		Personal Best		Session Best		B Crossing the pit lane		
Lap	D	Time	Sector 1	Sector 2	Sector 3	T. Spd	Elapsed	Lap	D	Time	Sector 1	Sector 2	Sector 3	T. Spd	Elapsed			
<b>80</b>		<b>Iron Lynx</b>		Ferrari 488 GTE Evo														
		1.Matteo CRESSONI		3.Callum ILOTT			LMGTE Am											
		2.Rino MASTRONARDI																
1	3	4:14.910	49.168	1:34.474	1:51.268	292.4	4:14.910	2	2	3:59.939	36.439	1:33.224	1:50.276	297.2	8:18.124			
2	3	3:57.250	38.022	1:31.409	1:47.819	295.6	8:12.160	3	2	<b>3:51.561</b>	36.176	1:29.287	<b>1:46.098</b>	294.8	12:09.685			
3	3	<b>3:52.900</b>	36.573	1:29.488	1:46.839	294.0	12:05.060	4	2	3:59.483 B	36.386	1:28.878	1:54.219	291.6	16:09.168			
4	3	3:54.410	<b>36.516</b>	1:29.860	1:48.034	297.2	15:59.470	5	1	6:28.517	3:06.758	1:31.406	1:50.353	297.2	22:37.685			
5	3	3:53.088	36.771	1:29.555	<b>1:46.762</b>	300.5	19:52.558	6	1	3:58.675	37.608	1:31.064	1:50.003	294.0	26:36.360			
6	3	3:59.404 B	36.701	<b>1:29.429</b>	1:53.274	294.8	23:51.962	7	1	3:58.628	37.215	1:30.873	1:50.540	293.2	30:34.988			
7	1	5:11.011	1:50.503	1:30.652	1:49.856	294.0	29:02.973	8	1	5:15.264	42.961	2:41.893	1:50.410	79.4	35:50.252			
8	1	5:12.430	39.413	2:42.705	1:50.312	79.4	34:15.403	9	1	4:03.342	37.345	1:35.464	1:50.533	291.6	39:53.594			
9	1	3:55.288	37.078	1:30.139	1:48.071	294.0	38:10.691	10	1	3:58.748	37.737	1:31.352	1:49.659	291.6	43:52.342			
10	1	3:54.831	36.913	1:30.257	1:47.661	294.8	42:05.522	11	1	4:05.994 B	38.241	1:31.426	1:56.327	293.2	47:58.336			
11	1	3:54.544	36.960	1:29.847	1:47.737	291.6	46:00.066	12	3	5:29.183	2:08.544	1:31.686	1:48.953	291.6	53:27.519			
12	1	3:55.311	36.791	1:29.818	1:48.702	294.0	49:55.377	13	3	3:54.112	36.733	1:29.129	1:48.250	294.0	57:21.631			
13	1	4:33.777 B	1:05.343	1:32.446	1:55.988	291.6	54:29.154	14	3	3:56.714	36.439	1:31.476	1:48.799	294.0	1:01:18.345			
14	2	5:46.361	2:23.001	1:32.313	1:51.047	294.0	1:00:15.515	15	3	3:53.696	36.402	1:28.849	1:48.445	294.8	1:05:12.041			
15	2	3:56.420	36.973	1:30.598	1:48.849	291.6	1:04:11.935	16	3	4:05.195	<b>36.154</b>	1:28.751	2:00.290	294.0	1:09:17.236			
16	2	3:56.521	37.121	1:30.534	1:48.866	293.2	1:08:08.456	17	3	3:52.429	36.400	1:28.678	1:47.351	294.8	1:13:09.665			
17	2	3:58.269	37.007	1:30.187	1:51.075	292.4	1:12:06.725	18	3	4:08.821 B	36.257	<b>1:28.629</b>	2:03.935	297.2	1:17:18.486			
18	2	3:57.472	37.781	1:30.449	1:49.242	294.0	1:16:04.197	19	1	7:05.273	2:57.626	2:17.283	1:50.364	292.4	1:24:23.759			
19	2	3:55.552	36.907	1:30.072	1:48.573	294.0	1:19:59.749	20	1	3:59.281	37.563	1:31.568	1:50.150	293.2	1:28:23.040			
20	2	4:06.485 B	36.678	1:30.490	1:59.317	289.3	1:24:06.234	21	1	3:59.285	38.144	1:31.670	1:49.471	293.2	1:32:22.325			
21	2	6:02.360	2:41.687	1:31.286	1:49.387	292.4	1:30:08.594	22	1	3:57.753	37.455	1:31.047	1:49.251	292.4	1:36:20.078			
22	2	3:57.550	37.292	1:30.112	1:50.146	292.4	1:34:06.144	23	1	3:57.789	37.327	1:31.044	1:49.418	293.2	1:40:17.867			
23	2	3:55.824	36.870	1:30.833	1:48.121	290.8	1:38:01.968	24	1	<b>3:57.353</b>	37.366	1:30.718	1:49.269	293.2	1:44:15.220			
24	2	3:56.046	36.830	1:29.641	1:49.575	294.0	1:41:58.014	25	1	<b>10:06.662 B</b>	1:18.611	4:18.161	4:29.890	79.4	1:54:21.882			
25	2	<b>6:26.216 B</b>	36.934	1:29.838	4:19.444	295.6	1:48:24.230											
<b>82</b>		<b>Risi Competizione</b>		Oreca 07 - Gibson														
		1.Ryan CULLEN		3.Felipe NASR			LMP2											
		2.Oliver JARVIS																
1	3	22:56.083	...	1:26.634	1:42.366	287.7	22:56.083	1	1	4:39.977	1:17.219	1:32.564	1:50.194	295.6	4:39.977			
2	3	3:38.760	34.382	1:23.286	1:41.092	315.4	26:34.843	2	1	3:58.955	38.898	1:30.142	1:49.915	308.2	8:38.932			
3	3	3:39.213	33.922	1:22.985	1:42.306	318.2	30:14.056	3	1	3:55.976	38.278	1:28.954	1:48.744	276.0	12:34.908			
4	3	4:56.393	37.082	2:38.861	1:40.450	79.4	35:10.449	4	1	3:55.980	37.816	1:27.879	1:50.285	310.9	16:30.888			
5	3	3:39.952	33.892	1:22.372	1:43.688	319.1	38:50.401	5	1	4:06.255 B	37.017	1:28.062	2:01.176	311.8	20:37.143			
6	3	<b>3:34.310</b>	<b>33.550</b>	1:22.522	<b>1:38.238</b>	312.7	42:24.711	6	1	4:56.267	1:38.609	1:29.681	1:47.977	294.0	25:33.410			
7	3	3:41.492 B	33.971	<b>1:22.353</b>	1:45.168	317.2	46:06.203	7	1	3:53.039	36.529	1:27.324	1:49.186	308.2	29:26.449			
8	3	11:00.034	7:55.347	1:24.807	1:39.880	285.4	57:06.237	8	1	5:08.692	39.908	2:39.611	1:49.173	79.9	34:35.141			
9	3	3:42.715 B	33.681	1:22.988	1:46.046	322.9	1:00:48.952	9	1	3:52.149	36.545	1:29.064	1:46.540	309.1	38:27.290			
10	3	10:27.175	7:23.325	1:23.579	1:40.271	313.6	1:11:16.127	10	1	3:52.476	36.951	1:27.559	1:47.966	306.5	42:19.766			
11	3	3:45.151 B	34.468	1:22.873	1:47.810	320.1	1:15:01.278	11	1	4:00.799 B	36.331	1:26.704	1:57.764	312.7	46:20.565			
12	2	6:01.716 B	2:47.748	1:26.207	1:47.761	310.0	1:21:02.994	12	2	9:03.638 B	5:32.392	1:32.906	1:58.340	303.0	55:24.203			
13	1	5:25.936	2:20.018	1:24.018	1:41.900	313.6	1:26:28.930	13	2	4:58.813	1:42.414	1:28.427	1:47.972	305.6	1:00:23.016			
14	1	3:40.375	34.357	1:23.638	1:42.380	322.9	1:30:09.305	14	2	5:20.207 B	36.980	1:28.105	3:15.122	308.2	1:05:43.223			
15	1	3:36.986	34.266	1:22.717	1:40.003	315.4	1:33:46.291	15	2	12:17.616	9:03.168	1:27.702	1:46.746	306.5	1:18:00.839			
16	1	3:39.533	35.791	1:23.890	1:39.852	312.7	1:37:25.824	16	2	3:49.576	36.635	1:27.663	1:45.278	311.8	1:21:50.415			
17	1	3:38.406	35.113	1:22.556	1:40.737	316.3	1:41:04.230	17	2	<b>3:48.747</b>	36.710	1:26.796	<b>1:45.241</b>	311.8	1:25:39.162			
18	1	<b>4:16.353 B</b>	34.130	1:22.381	2:19.842	319.1	1:45:20.583	18	2	3:50.956	37.835	1:27.374	1:45.747	312.7	1:29:30.118			
<b>83</b>		<b>AF Corse</b>		Ferrari 488 GTE Evo														
		1.François PERRODO		3.Alessio ROVERA			LMGTE Am											
		2.Nicklas NIELSEN																
1	2	4:18.185	53.162	1:31.920	1:53.103	268.4	4:18.185	19	2	3:54.482 B	<b>36.027</b>	1:26.347	1:52.108	308.2	1:33:24.600			
2	2	4:18.185	53.162	1:31.920	1:53.103	268.4	4:18.185	20	3	7:00.675 B	3:45.447	1:25.249	1:49.979	310.0	1:40:25.275			
<b>85</b>		<b>Iron Lynx</b>		Ferrari 488 GTE Evo														
		1.Rahel FREY		3.Michelle GATTING			LMGTE Am											
		2.Sarah BOVY																
1	2	5:47.871	2:21.859	1:34.434	1:51.578	281.7	5:47.871	21	3	<b>5:31.747 B</b>	1:22.823	<b>1:24.462</b>	2:44.462	314.5	1:45:57.022			
2	2	3:58.727	37.624	1:31.017	1:50.086	294.0	9:46.598											





# FIA WEC

## 89<sup>e</sup> Edition des 24 Heures du Mans

### Free Practice 4

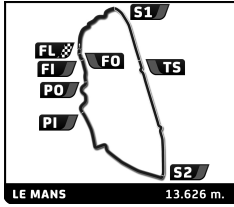


### Sector Analysis

Lap under Red Flag   Invalidated Lap   Personal Best   Session Best   B Crossing the pit lane

Lap	D	Time	Sector 1	Sector 2	Sector 3	T. Spd	Elapsed	Lap	D	Time	Sector 1	Sector 2	Sector 3	T. Spd	Elapsed
3	2	3:59.824	38.884	1:31.946	1:48.994	293.2	13:46.422	6	3	4:03.231 B	37.052	1:29.971	1:56.208	293.2	26:30.265
4	2	3:56.790	37.330	1:30.761	1:48.699	294.0	17:43.212	7	3	5:47.257	1:41.337	2:14.271	1:51.649	78.9	32:17.522
5	2	3:56.946	37.111	1:30.580	1:49.255	294.0	21:40.158	8	3	4:05.729	46.353	1:31.747	1:47.629	288.5	36:23.251
6	2	3:56.516	37.359	1:30.514	1:48.643	294.8	25:36.674	9	3	3:54.202	36.691	1:29.461	1:48.050	293.2	40:17.453
7	2	3:58.394	37.291	1:30.487	1:50.616	294.0	29:35.068	10	3	3:57.788	36.653	1:29.718	1:51.417	295.6	44:15.241
8	2	5:13.284	39.212	2:43.538	1:50.534	79.5	34:48.352	11	3	4:04.026 B	37.544	1:30.360	1:56.122	294.8	48:19.267
9	2	3:56.836	37.177	1:30.821	1:48.838	291.6	38:45.188	<b>91 Porsche GT Team</b> Porsche 911 RSR - 19							
10	2	4:06.415 B	37.414	1:33.046	1:55.955	294.8	42:51.603	<b>91</b>		1. Gianmaria BRUNI		3. Frédéric MAKOWIECKI		LMGTE Pro	
11	1	5:12.350	1:48.443	1:30.496	1:53.411	295.6	48:03.953			2. Richard LIETZ					
12	1	4:37.705	1:09.281	1:36.885	1:51.539	255.1	52:41.658	1	1	13:40.544	...	1:31.784	1:47.244	291.6	13:40.544
13	1	4:00.519	37.022	1:30.654	1:52.843	295.6	56:42.177	2	1	3:53.281	36.182	1:28.874	1:48.225	294.8	17:33.825
14	1	3:56.723	37.602	1:31.220	1:47.901	267.8	1:00:38.900	3	1	3:50.256	36.206	1:28.608	1:45.442	295.6	21:24.081
15	1	4:04.402 B	37.603	1:30.256	1:56.543	293.2	1:04:43.302	4	1	3:49.686	35.932	1:28.350	1:45.404	294.0	25:13.767
16	2	5:29.717	2:08.172	1:32.544	1:49.001	293.2	1:10:13.019	5	1	3:50.112	36.073	1:28.504	1:45.535	298.0	29:03.879
17	2	3:56.502	37.064	1:30.673	1:48.765	292.4	1:14:09.521	6	1	5:10.723	40.518	2:42.387	1:47.818	79.3	34:14.602
18	2	3:55.340	37.171	1:30.019	1:48.150	296.4	1:18:04.861	7	1	3:49.892	35.716	1:28.460	1:45.716	294.0	38:04.494
19	2	3:55.757	36.992	1:30.606	1:48.159	293.2	1:22:00.618	8	1	3:50.597	35.979	1:28.748	1:45.870	294.0	41:55.091
20	2	4:02.565 B	36.995	1:30.478	1:55.092	294.8	1:26:03.183	9	1	3:49.553	35.982	1:28.274	1:45.297	294.0	45:44.644
21	3	5:08.870	1:48.611	1:31.578	1:48.681	290.8	1:31:12.053	10	1	3:53.392	36.996	1:28.411	1:47.985	296.4	49:38.036
22	3	3:54.665	37.066	1:29.842	1:47.757	297.2	1:35:06.718	11	1	4:19.582	1:04.973	1:28.682	1:45.927	294.8	53:57.618
23	3	3:54.517	36.966	1:29.696	1:47.855	296.4	1:39:01.235	12	1	3:49.950	35.905	1:28.158	1:45.887	298.8	57:47.568
24	3	3:58.015	37.653	1:31.430	1:48.932	293.2	1:42:59.250	13	1	3:49.334	35.831	1:28.360	1:45.143	298.8	1:01:36.902
25	3	8:12.658 B	37.058	3:05.213	4:30.387	294.0	1:51:11.908	14	1	3:59.736 B	36.212	1:29.069	1:54.455	294.0	1:05:36.638
<b>86 GR Racing</b> Porsche 911 RSR - 19							<b>86</b>								
1. Michael WAINWRIGHT							3. Tom GAMBLE		LMGTE Am						
2. Benjamin BARKER															
1	2	14:02.793	...	1:38.462	1:54.487	260.0	14:02.793	15	2	9:16.537	5:59.010	1:30.362	1:47.165	290.0	1:14:53.175
2	2	4:02.108	39.249	1:32.890	1:49.969	276.0	18:04.901	16	2	3:52.242	36.593	1:29.167	1:46.482	297.2	1:18:45.417
3	2	3:57.760	38.099	1:31.294	1:48.367	290.8	22:02.661	17	2	3:51.263	36.421	1:28.793	1:46.049	294.8	1:22:36.680
4	2	4:04.774	37.788	1:31.934	1:55.052	284.7	26:07.435	18	2	3:53.233	36.164	1:29.352	1:47.717	294.8	1:26:29.913
5	2	4:02.527	38.466	1:34.434	1:49.627	256.4	30:09.962	19	2	3:51.884	36.159	1:28.677	1:47.048	295.6	1:30:21.797
6	2	5:11.645	39.622	2:43.886	1:48.137	79.1	35:21.607	20	2	3:52.332	36.282	1:28.652	1:47.398	295.6	1:34:14.129
7	2	3:53.560	36.806	1:29.683	1:47.071	290.0	39:15.167	21	2	4:02.039	36.422	1:34.514	1:51.103	297.2	1:38:16.168
8	2	4:02.799 B	36.596	1:30.103	1:56.100	290.0	43:17.966	22	2	4:03.739 B	36.607	1:33.198	1:53.934	297.2	1:42:19.907
9	1	11:27.997	7:59.194	1:34.875	1:53.928	287.7	54:45.963	<b>98 Aston Martin Racing</b> Aston Martin Vantage AMR							
10	1	4:04.530	38.789	1:33.379	1:52.362	290.0	58:50.493	<b>98</b>		1. Paul DALLA LANA		3. Marcos GOMES		LMGTE Am	
11	1	4:05.163	38.827	1:33.316	1:53.020	290.0	1:02:55.656			2. Nicki THIMM					
12	1	4:02.406	38.246	1:32.620	1:51.540	290.0	1:06:58.062	1	1	5:52.614	2:28.643	1:32.548	1:51.423	290.8	5:52.614
13	1	4:03.229	38.321	1:32.765	1:52.143	286.9	1:11:01.291	2	1	3:58.798	37.354	1:30.693	1:50.751	294.8	9:51.412
14	1	4:03.428	38.863	1:32.280	1:52.285	289.3	1:15:04.719	3	1	3:56.866	37.730	1:30.802	1:48.334	295.6	13:48.278
15	1	4:01.646	38.169	1:32.267	1:51.210	287.7	1:19:06.365	4	1	3:56.171	37.474	1:30.125	1:48.572	296.4	17:44.449
16	1	4:09.710 B	38.033	1:32.658	1:59.019	286.2	1:23:16.075	5	1	3:56.823	36.946	1:30.093	1:49.784	298.0	21:41.272
17	3	5:29.471	2:08.660	1:30.890	1:49.921	291.6	1:28:45.546	6	1	4:02.572 B	37.141	1:30.215	1:55.216	297.2	25:43.844
18	3	3:54.368	36.828	1:30.324	1:47.216	292.4	1:32:39.914	7	3	5:43.267	2:16.200	1:39.134	1:47.933	287.7	31:27.111
19	3	4:41.989 B	36.631	1:29.186	2:36.172	294.0	1:37:21.903	8	3	4:41.153	37.229	2:16.310	1:47.614	239.3	36:08.264
<b>88 Dempsey - Proton Racing</b> Porsche 911 RSR - 19							<b>88</b>								
1. Julien ANDLAUER							3. Lance ARNOLD		LMGTE Am						
2. Dominique BASTIEN															
1	3	6:42.976	3:18.260	1:33.423	1:51.293	244.2	6:42.976	9	3	3:52.544	36.531	1:29.757	1:46.256	298.0	40:00.808
2	3	3:55.693	37.085	1:30.194	1:48.414	290.8	10:38.669	10	3	3:59.331	37.137	1:29.876	1:52.318	294.8	44:00.139
3	3	3:55.403	36.842	1:30.351	1:48.210	291.6	14:34.072	11	3	3:57.009	36.600	1:28.906	1:51.503	296.4	47:57.148
4	3	3:55.157	36.818	1:29.956	1:48.383	292.4	18:29.229	12	3	4:36.156 B	1:11.143	1:30.707	1:54.306	290.8	52:33.304
5	3	3:57.805	37.117	1:30.614	1:50.074	293.2	22:27.034	13	2	6:03.762	2:44.020	1:30.709	1:49.033	290.8	58:37.066
								14	2	3:52.782	36.752	1:29.397	1:46.633	293.2	1:02:29.848
								15	2	3:52.422	36.474	1:29.621	1:46.327	293.2	1:06:22.270
								16	2	3:52.053	36.359	1:29.042	1:46.652	293.2	1:10:14.323
								17	2	3:52.309	36.505	1:29.054	1:46.750	294.0	1:14:06.632
								18	2	4:03.116 B	37.750	1:30.477	1:54.889	292.4	1:18:09.748
								19	2	9:46.226	6:20.739	1:35.006	1:50.481	237.8	1:27:55.974





# FIA WEC

## 89<sup>e</sup> Edition des 24 Heures du Mans

### Free Practice 4

### Sector Analysis



Lap under Red Flag   Invalidated Lap   Personal Best   Session Best   B Crossing the pit lane

Lap	D	Time	Sector 1	Sector 2	Sector 3	T. Spd	Elapsed	Lap	D	Time	Sector 1	Sector 2	Sector 3	T. Spd	Elapsed
20	2	4:05.071 B	37.400	1:31.432	1:56.239	290.8	1:32:01.045	2	2	<b>3:36.178</b>	33.643	1:22.086	1:40.449	327.8	22:11.585
<b>99</b> Proton Competition Porsche 911 RSR - 19 1. Harry TINCKNELL LMGTE Am 2. Vuttikhorn INTHRAPHUVA 3. Florian LATORRE								3 2 3:40.674 B <b>33.464</b> 1:21.506 1:45.704 327.8 25:52.259 4 2 16:26.817 B ... 1:24.530 1:47.765 310.0 42:19.076 5 1 6:36.925 3:33.306 1:21.790 1:41.829 324.9 48:56.001 6 1 4:06.692 1:06.759 1:21.453 <b>1:38.480</b> 322.9 53:02.693 7 1 3:42.616 B 33.582 <b>1:20.839</b> 1:48.195 325.8 56:45.309 8 1 30:46.411 B ... 1:23.926 1:51.033 319.1 1:27:31.720							
1 3 4:48.051 1:19.437 1:38.048 1:50.566 288.5 4:48.051 2 3 3:59.430 39.557 1:31.738 1:48.135 291.6 8:47.481 3 3 3:54.304 36.803 1:30.021 1:47.480 292.4 12:41.785 4 3 3:54.140 36.826 1:29.741 1:47.573 293.2 16:35.925 5 3 3:55.707 36.660 1:30.126 1:48.921 294.8 20:31.632 6 3 3:53.107 36.652 1:29.576 1:46.879 294.0 24:24.739 7 3 3:52.815 36.468 1:29.668 1:46.679 294.0 28:17.554 8 3 5:21.270 B 41.424 2:44.239 1:55.607 79.1 33:38.824 9 2 5:13.465 1:49.507 1:32.304 1:51.654 290.8 38:52.289 10 2 4:00.417 37.792 1:31.451 1:51.174 292.4 42:52.706 11 2 3:57.199 37.692 1:30.475 1:49.032 293.2 46:49.905 12 2 4:01.597 37.033 1:32.585 1:51.979 294.0 50:51.502 13 2 4:38.294 B 1:03.640 1:32.619 2:02.035 290.0 55:29.796 14 1 7:05.737 3:42.887 1:33.070 1:49.780 267.8 1:02:35.533 15 1 3:55.301 37.261 1:30.429 1:47.611 290.8 1:06:30.834 16 1 3:54.384 37.010 1:30.026 1:47.348 290.8 1:10:25.218 17 1 3:52.728 36.780 1:29.534 1:46.414 292.4 1:14:17.946 18 1 <b>3:51.736</b> 36.562 <b>1:29.118</b> <b>1:46.056</b> 291.6 1:18:09.682 19 1 4:02.028 B 37.844 1:29.606 1:54.578 293.2 1:22:11.710 20 1 16:01.581 ... 1:31.022 1:47.729 290.0 1:38:13.291 21 1 3:53.609 36.934 1:29.616 1:47.059 292.4 1:42:06.900 22 1 <b>6:35.327 B</b> <b>36.351</b> 1:29.535 4:29.441 290.0 1:48:42.227								<b>709</b> Glickenhaus Racing Glickenhaus 007 LMH 1. Ryan BRISCOE HYPERCAR 2. Richard WESTBROOK 3. Romain DUMAS							
<b>388</b> Rinaldi Racing Ferrari 488 GTE Evo 1. Pierre EHRET LMGTE Am 2. Christian HOOK 3. Jeroen BLEEKEMOLEN								1 2 39:24.064 ... 1:24.238 1:39.880 316.3 39:24.064 2 2 3:32.958 33.482 1:21.537 1:37.939 326.8 42:57.022 3 2 3:39.816 B 33.603 1:21.713 1:44.500 324.9 46:36.838 4 2 6:09.847 3:08.862 1:22.652 1:38.333 321.0 52:46.685 5 2 3:32.590 33.632 1:21.163 1:37.795 326.8 56:19.275 6 2 3:40.388 B 33.476 1:21.830 1:45.082 293.2 59:59.663 7 1 5:08.034 2:06.456 1:22.566 1:39.012 322.0 1:05:07.697 8 1 3:34.610 33.542 1:21.037 1:40.031 324.9 1:08:42.307 9 1 <b>3:30.309</b> 33.280 <b>1:20.225</b> <b>1:36.804</b> 327.8 1:12:12.616 10 1 3:38.381 B 33.120 1:20.343 1:44.918 324.9 1:15:50.997 11 1 12:32.610 9:33.520 1:21.500 1:37.590 324.9 1:28:23.607 12 1 3:36.589 33.143 1:25.240 1:38.206 327.8 1:32:00.196 13 1 3:37.587 B <b>32.864</b> 1:20.574 1:44.149 326.8 1:35:37.783							
1 3 21:07.562 ... 1:31.461 1:48.725 288.5 21:07.562 2 3 3:54.500 36.925 1:30.182 1:47.393 290.8 25:02.062 3 3 <b>3:53.437</b> <b>36.459</b> <b>1:29.821</b> <b>1:47.157</b> 290.8 28:55.499 4 3 5:22.259 B 40.450 2:45.049 1:56.760 79.1 34:17.758 5 2 5:54.430 2:22.453 1:36.752 1:55.225 291.6 40:12.188 6 2 4:02.879 38.726 1:32.218 1:51.935 292.4 44:15.067 7 2 4:06.739 40.366 1:32.150 1:54.223 294.0 48:21.806 8 2 4:33.868 1:06.964 1:32.369 1:54.535 290.0 52:55.674 9 2 4:01.147 38.102 1:31.560 1:51.485 290.8 56:56.821 10 2 4:03.666 37.838 1:34.417 1:51.411 290.8 1:01:00.487 11 2 4:02.660 38.851 1:31.598 1:52.211 288.5 1:05:03.147 12 2 3:59.443 37.585 1:30.959 1:50.899 290.8 1:09:02.590 13 2 4:00.434 38.234 1:31.646 1:50.554 290.0 1:13:03.024 14 2 4:14.751 B 38.137 1:32.281 2:04.333 291.6 1:17:17.775 15 1 6:19.645 2:47.189 1:35.354 1:57.102 278.1 1:23:37.420 16 1 4:07.337 38.973 1:33.870 1:54.494 287.7 1:27:44.757 17 1 4:06.527 39.095 1:33.506 1:53.926 285.4 1:31:51.284 18 1 4:04.586 39.013 1:32.797 1:52.776 290.0 1:35:55.870 19 1 4:15.329 B 38.547 1:33.616 2:03.166 283.9 1:40:11.199 20 1 <b>5:31.640 B</b> 1:15.480 1:33.230 2:42.930 286.2 1:45:42.839								<b>777</b> D'Station Racing Aston Martin Vantage AMR 1. Satoshi HOSHINO LMGTE Am 2. Tomonobu FUJII 3. Andrew WATSON							
<b>708</b> Glickenhaus Racing Glickenhaus 007 LMH 1. Luis Felipe DERANI HYPERCAR 2. Franck MAILLEUX 3. Olivier PLA								1 2 5:17.402 1:48.840 1:36.581 1:51.981 207.6 5:17.402 2 2 3:56.805 37.125 1:31.041 1:48.639 289.3 9:14.207 3 2 3:56.126 <b>36.917</b> 1:30.158 1:49.051 290.8 13:10.333 4 2 <b>3:54.808</b> 37.059 <b>1:30.064</b> <b>1:47.685</b> 290.0 17:05.141 5 2 4:05.600 B 37.862 1:30.586 1:57.152 290.0 21:10.741							
1 2 18:35.407 ... 1:23.722 1:38.916 323.9 18:35.407															

