

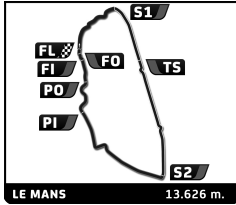
**FIA WEC**  
89<sup>e</sup> Edition des 24 Heures du Mans  
Warm Up



**Sector Analysis**

Lap under Red Flag   Invalidated Lap   Personal Best   Session Best   B Crossing the pit lane

Lap	D	Time	Sector 1	Sector 2	Sector 3	T. Spd	Elapsed	Lap	D	Time	Sector 1	Sector 2	Sector 3	T. Spd	Elapsed
<b>1</b>	<b>Richard Mille Racing Team</b> Oreca 07 - Gibson 1. Tatiana CALDERON 3. Beitske VISSER 2. Sophia FLOERSCH LMP2							1 2 3:55.300 <b>B</b> 45.000 1:24.502 1:45.798 310.9 3:55.300							
	1	4:05.596	53.540	1:28.787	1:43.269	288.5	4:05.596		2	5:09.262	2:05.688	1:23.186	1:40.388	312.7	9:04.562
	2	<b>3:39.344</b>	34.896	1:24.635	<b>1:39.813</b>	310.0	7:44.940		3	<b>3:32.841</b>	33.679	1:22.344	<b>1:36.818</b>	316.3	12:37.403
	3	3:50.631 <b>B</b>	<b>34.370</b>	<b>1:23.860</b>	1:52.401	310.9	11:35.571		4	3:35.123	<b>33.550</b>	<b>1:21.720</b>	1:39.853	313.6	16:12.526
<b>7</b>	<b>Toyota Gazoo Racing</b> Toyota GR010 HYBRID 1. Mike CONWAY 3. Jose Maria LOPEZ 2. Kamui KOBAYASHI HYPERCAR H							1 2 4:53.489 1:37.462 <b>1:29.326</b> <b>1:46.701</b> 286.9 4:53.489							
	1	3:59.373	56.782	1:24.004	1:38.587	302.2	3:59.373		2	4:13.565 <b>B</b>	<b>37.033</b>	1:42.033	1:54.499	199.2	9:07.054
	2	3:30.248	33.131	1:20.788	1:36.329	316.3	7:29.621		3	7:54.726 <b>B</b>	4:29.433	1:31.476	1:53.817	310.9	17:01.780
	3	3:30.369	33.199	1:21.136	1:36.034	322.9	10:59.990								
	4	3:31.364	33.079	1:20.243	1:38.042	327.8	14:31.354								
	5	<b>3:28.817</b>	<b>32.938</b>	<b>1:20.006</b>	<b>1:35.873</b>	323.9	18:00.171								
<b>8</b>	<b>Toyota Gazoo Racing</b> Toyota GR010 HYBRID 1. Sébastien BUEMI 3. Brendon HARTLEY 2. Kazuki NAKAJIMA HYPERCAR H							1 2 4:53.489 1:37.462 <b>1:29.326</b> <b>1:46.701</b> 286.9 4:53.489							
	1	4:19.683	1:13.752	1:22.736	1:43.195	300.5	4:19.683		2	3:39.551	35.044	1:24.156	1:40.351	316.3	7:46.291
	2	3:29.249	33.041	1:20.399	1:35.809	321.0	7:48.932		3	3:39.984	34.482	<b>1:23.094</b>	1:42.408	318.2	11:26.275
	3	3:29.220	32.969	1:20.481	1:35.770	322.9	11:18.152		4	<b>3:38.095</b>	<b>34.357</b>	1:23.913	<b>1:39.825</b>	316.3	15:04.370
	4	<b>3:28.529</b>	<b>32.766</b>	<b>1:20.336</b>	<b>1:35.427</b>	315.4	14:46.681								
	5	3:32.908	33.183	1:22.288	1:37.437	318.2	18:19.589								
<b>18</b>	<b>Absolute Racing</b> Porsche 911 RSR - 19 1. Andrew HARYANTO 3. Marco SEEFRIED 2. Alessio PICARIELLO LMGTE Am							1 2 5:00.817 <b>B</b> 1:43.269 1:27.767 1:49.781 294.0 5:00.817							
	1	5:01.382	1:36.712	1:33.855	1:50.815	271.8	5:01.382		2	4:42.200 <b>B</b>	1:29.323	1:24.054	1:48.823	317.2	9:43.017
	2	3:58.272	37.607	1:31.124	1:49.541	292.4	8:59.654		3	4:31.574	1:28.628	1:22.972	1:39.974	316.3	14:14.591
	3	3:56.245	37.216	1:30.371	1:48.658	292.4	12:55.899		4	<b>3:33.663</b>	<b>33.831</b>	<b>1:21.963</b>	<b>1:37.869</b>	317.2	17:48.254
	4	<b>3:54.983</b>	<b>36.880</b>	<b>1:30.143</b>	<b>1:47.960</b>	290.8	16:50.882								
<b>20</b>	<b>High Class Racing</b> Oreca 07 - Gibson 1. Dennis ANDERSEN 3. Marco SØRENSEN 2. Ricky TAYLOR LMP2 P/A							1 2 4:38.007 <b>B</b> 1:16.516 1:29.420 1:52.071 258.8 4:38.007							
	1	5:53.361	2:35.153	1:33.209	1:44.999	245.9	5:53.361		2	5:02.287	1:58.945	1:24.612	<b>1:38.730</b>	314.5	9:40.294
	2	4:14.801	35.909	1:25.788	2:13.104	311.8	10:08.162		3	3:53.320	50.026	1:23.355	1:39.939	313.6	13:33.614
	3	3:46.106	35.953	1:26.034	1:44.119	307.3	13:54.268		4	<b>3:36.685</b>	<b>33.794</b>	<b>1:22.992</b>	1:39.899	317.2	17:10.299
	4	<b>3:43.525</b>	<b>35.105</b>	<b>1:25.189</b>	<b>1:43.231</b>	309.1	17:37.793								
<b>21</b>	<b>DragonSpeed USA</b> Oreca 07 - Gibson 1. Henrik HEDMAN 3. Juan Pablo MONTOYA 2. Ben HANLEY LMP2 P/A							1 2 4:34.434 1:25.473 1:27.436 1:41.525 281.7 4:34.434							
	1	4:19.432	1:02.421	1:29.397	1:47.614	278.1	4:19.432		2	3:37.121	34.251	1:24.077	1:38.793	319.1	8:11.555
	2	<b>3:41.957</b>	35.150	1:25.684	<b>1:41.123</b>	294.0	8:01.389		3	<b>3:34.754</b>	34.020	1:22.606	<b>1:38.128</b>	309.1	11:46.309
	3	3:49.248 <b>B</b>	<b>35.019</b>	<b>1:25.101</b>	1:49.128	310.0	11:50.637		4	3:40.526 <b>B</b>	<b>33.820</b>	<b>1:22.407</b>	1:44.299	313.6	15:26.835
<b>22</b>	<b>United Autosports USA</b> Oreca 07 - Gibson 1. Philip HANSON 3. Filipe ALBUQUERQUE 2. Fabio SCHERER LMP2							1 3 4:30.640 1:20.619 1:27.655 1:42.366 255.1 4:30.640							
	1	4:00.752	48.774	1:28.148	1:43.830	269.8	4:00.752		2	3:47.238 <b>B</b>	<b>35.229</b>	<b>1:24.681</b>	1:47.328	308.2	8:17.878
	2	3:34.494	34.191	1:22.706	1:37.597	312.7	7:35.246		3	4:44.530 <b>B</b>	1:31.571	1:24.893	1:48.066	311.8	13:02.408
	3	<b>3:33.614</b>	33.744	<b>1:22.246</b>	1:37.624	314.5	11:08.860		4	4:38.085	1:32.020	1:25.273	<b>1:40.792</b>	306.5	17:40.493
	4	3:34.717	<b>33.540</b>	1:23.810	<b>1:37.367</b>	298.8	14:43.577								
	5	3:49.099 <b>B</b>	34.994	1:26.507	1:47.598	309.1	18:32.676								
<b>23</b>	<b>United Autosports</b> Oreca 07 - Gibson 1. Paul DI RESTA 3. Wayne BOYD 2. Alexander LYNN LMP2							1 3 3:51.277 43.484 1:24.974 1:42.819 303.0 3:51.277							
	1	3:51.277	43.484	1:24.974	1:42.819	303.0	3:51.277		2	3:37.397	<b>33.844</b>	1:22.812	1:40.741	314.5	7:28.674
	2	<b>3:34.174</b>	34.994	<b>1:22.149</b>	<b>1:37.031</b>	318.2	11:02.848		3	3:36.945	33.910	1:23.614	1:39.421	315.4	14:39.793
	3								4						
	4														



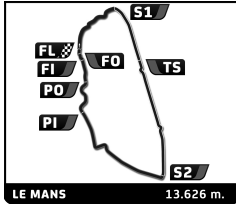
## FIA WEC 89<sup>e</sup> Edition des 24 Heures du Mans Warm Up Sector Analysis



Lap under Red Flag    Invalidated Lap    Personal Best    Session Best    B Crossing the pit lane

Lap	D	Time	Sector 1	Sector 2	Sector 3	T. Spd	Elapsed	Lap	D	Time	Sector 1	Sector 2	Sector 3	T. Spd	Elapsed	
<b>32</b>	<b>United Autosports</b> 1.Nicolas JAMIN 3.Manuel MALDONADO 2.Jonathan ABERDEIN							Oreca 07 - Gibson LMP2								
	1	1	3:46.312	40.648	1:25.169	1:40.495	308.2	3:46.312								
	2	1	3:38.999	34.115	1:23.114	1:41.770	316.3	7:25.311								
	3	1	<b>3:33.246</b>	33.626	<b>1:22.302</b>	<b>1:37.318</b>	317.2	10:58.557								
	4	1	3:39.161	<b>33.567</b>	1:22.609	1:42.985	319.1	14:37.718								
	5	1	3:38.152	35.172	1:24.191	1:38.789	310.9	18:15.870								
<b>33</b>	<b>TF Sport</b> 1.Ben KEATING 3.Felipe FRAGA 2.Dylan PEREIRA							Aston Martin Vantage AMR LMGTE Am								
	1	3	5:21.459 <b>B</b>	1:51.009	1:31.544	1:58.906	268.4	5:21.459								
	2	3	5:41.023 <b>B</b>	2:16.451	<b>1:30.091</b>	1:54.481	288.5	11:02.482								
<b>34</b>	<b>Inter Europol Competition</b> 1.Jakub SMIECHOWSKI 3.Alex BRUNDLE 2.Renger VAN DER ZANDE							Oreca 07 - Gibson LMP2								
	1	3	4:02.473	51.762	1:27.032	1:43.679	308.2	4:02.473								
	2	3	<b>3:36.305</b>	34.429	<b>1:23.088</b>	<b>1:38.788</b>	313.6	7:38.778								
<b>36</b>	<b>Alpine Elf Matmut</b> 1.André NEGRÃO 3.Matthieu VAXIVIERE 2.Nicolas LAPIERRE							Alpine A480 - Gibson HYPERCAR								
	1	2	4:08.684 <b>B</b>	1:00.430	1:24.685	1:43.569	310.0	4:08.684								
	2	2	8:10.378	5:11.826	1:20.607	1:37.945	322.9	12:19.062								
<b>38</b>	<b>JOTA</b> 1.Roberto GONZALEZ 3.Anthony DAVIDSON 2.Antonio Felix DA COSTA							Oreca 07 - Gibson LMP2								
	1	2	4:16.061	1:05.330	1:27.239	1:43.492	293.2	4:16.061								
	2	2	3:40.888 <b>B</b>	<b>33.884</b>	<b>1:22.537</b>	1:44.467	312.7	7:56.949								
	3	3	4:58.154 <b>B</b>	1:47.623	1:23.404	1:47.127	314.5	12:55.103								
<b>39</b>	<b>SO24-Dirob by Graff</b> 1.Vincent CAPILLAIRE 3.Maxime ROBIN 2.Arnold ROBIN							Oreca 07 - Gibson LMP2 P/A								
	1	1	4:43.812	1:21.918	1:36.150	1:45.744	227.7	4:43.812								
	2	1	<b>3:40.346</b>	34.749	1:23.813	1:41.784	316.3	8:24.158								
	3	1	3:42.720	36.713	1:25.476	<b>1:40.531</b>	302.2	12:06.878								
<b>41</b>	<b>Team WRT</b> 1.Robert KUBICA 3.Yifei YE 2.Louis DELETRAZ							Oreca 07 - Gibson LMP2								
	1	1	3:44.153	39.382	1:25.163	1:39.608	295.6	3:44.153								
	2	1	<b>3:33.596</b>	<b>34.023</b>	1:22.411	<b>1:37.162</b>	312.7	7:17.749								
	3	1	3:35.649	34.069	<b>1:21.909</b>	1:39.671	315.4	10:53.398								
	4	1	3:42.857	35.459	1:24.702	1:42.696	316.3	14:36.255								
<b>44</b>	<b>ARC Bratislava</b> 1.Miroslav KONOPKA 3.Matej KONOPKA 2.Oliver WEBB							Oreca 07 - Gibson LMP2 P/A								
	1	2	5:15.767	2:01.482	1:28.546	1:45.739	301.3	5:15.767								
	2	2	<b>3:38.137</b>	<b>34.431</b>	<b>1:24.332</b>	<b>1:39.374</b>	314.5	8:53.904								
<b>46</b>	<b>Team Project 1</b> 1.Dennis OLSEN 3.Robert FOLEY 2.Anders BUCHARDT							Porsche 911 RSR - 19 LMGTE Am								
	1	1	5:37.415	2:17.944	1:31.932	1:47.539	287.7	5:37.415								
	2	1	3:54.300	37.139	1:29.723	1:47.438	294.0	9:31.715								
	3	1	<b>3:53.558</b>	37.104	1:29.874	<b>1:46.580</b>	292.4	13:25.273								
<b>47</b>	<b>Cetilar Racing</b> 1.Roberto LACORTE 3.Antonio FUOCO 2.Giorgio SERNAGIOTTO							Ferrari 488 GTE Evo LMGTE Am								
	1	3	4:26.046	1:00.064	1:34.958	1:51.024	259.4	4:26.046								
	2	3	3:55.386	36.867	1:30.608	1:47.911	294.8	8:21.432								
	3	3	3:53.595	36.707	<b>1:30.191</b>	1:46.697	284.7	12:15.027								
<b>48</b>	<b>IDEC Sport</b> 1.Paul LAFARGUE 3.Patrick PILET 2.Paul Loup CHATIN							Oreca 07 - Gibson LMP2								
	1	3	3:45.642	39.020	1:26.066	1:40.556	302.2	3:45.642								
	2	3	<b>3:35.386</b>	34.079	1:23.271	<b>1:38.036</b>	309.1	7:21.028								
	3	3	3:42.659 <b>B</b>	<b>33.753</b>	1:22.765	1:46.141	310.9	11:03.687								
<b>49</b>	<b>High Class Racing</b> 1.Anders FJORDBACH 3.Kevin MAGNUSSEN 2.Jan MAGNUSSEN							Oreca 07 - Gibson LMP2								
	1	1	10:47.350	7:27.837	1:35.977	1:43.536	210.9	10:47.350								
	2	1	3:38.490	34.726	<b>1:24.243</b>	1:39.521	307.3	14:25.840								
<b>51</b>	<b>AF Corse</b> 1.Alessandro PIER GUIDI 3.Côme LEDOGAR 2.James CALADO							Ferrari 488 GTE Evo LMGTE Pro								
	1	2	4:36.676	1:15.371	1:33.464	1:47.841	229.2	4:36.676								
	2	2	3:52.524	36.724	1:29.417	<b>1:46.383</b>	274.6	8:29.200								
	3	2	<b>3:51.946</b>	<b>36.584</b>	<b>1:28.468</b>	1:46.894	298.8	12:21.146								
<b>52</b>	<b>AF Corse</b> 1.Daniel SERRA 3.Sam BIRD 2.Miguel MOLINA							Ferrari 488 GTE Evo LMGTE Pro								
	1	2	4:27.476	1:04.501	1:33.229	1:49.746	219.4	4:27.476								
	2	2	3:55.521	36.963	1:30.504	1:48.054	294.0	8:22.997								
	3	2	3:52.705	37.050	1:29.462	<b>1:46.193</b>	297.2	12:15.702								
<b>54</b>	<b>AF Corse</b> 1.Thomas FLOHR 3.Francesco CASTELLACCI 2.Giancarlo FISICHELLA							Ferrari 488 GTE Evo LMGTE Am								
	1	3	4:39.809 <b>B</b>	1:03.657	1:34.666	2:01.486	260.0	4:39.809								
<b>55</b>	<b>Spirit of Race</b> 1.Duncan CAMERON 3.Matthew GRIFFIN 2.David PEREL							Ferrari 488 GTE Evo LMGTE Am								
	1	3	4:27.919	1:03.876	1:34.806	1:49.237	257.0	4:27.919								
	2	3	3:56.692	37.641	1:30.597	1:48.454	294.0	8:24.611								





## FIA WEC 89<sup>e</sup> Edition des 24 Heures du Mans Warm Up

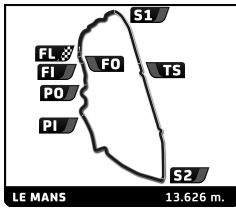
### Sector Analysis



Lap under Red Flag   Invalidated Lap   Personal Best   Session Best   B Crossing the pit lane

Lap	D	Time	Sector 1	Sector 2	Sector 3	T. Spd	Elapsed	Lap	D	Time	Sector 1	Sector 2	Sector 3	T. Spd	Elapsed
4	3	<b>3:54.043</b>	<b>37.002</b>	<b>1:29.573</b>	<b>1:47.468</b>	295.6	16:14.652								
<b>56</b>		<b>Team Project 1</b>		3. Riccardo PERA		Porsche 911 RSR - 19	LMGTE Am	<b>70</b>		<b>Realteam Racing</b>		3. Norman NATO		Oreca 07 - Gibson	LMP2 P/A
		1. Egidio PERFETTI								1. Esteban GARCIA					
		2. Matteo CAIROLI								2. Loic DUVAL					
1	3	4:58.941 B	1:29.910	1:33.107	1:55.924	267.8	4:58.941	1	3	4:40.271	1:26.233	1:29.802	1:44.236	289.3	4:40.271
2	1	5:26.180 B	1:58.826	1:31.632	1:55.722	288.5	10:25.121	2	3	<b>3:41.541</b>	<b>34.516</b>	<b>1:23.517</b>	<b>1:43.508</b>	313.6	8:21.812
3	2	5:29.376	2:11.010	<b>1:30.399</b>	<b>1:47.967</b>	291.6	15:54.497	3	3	3:44.572 B	34.724	1:23.738	1:46.110	310.0	12:06.384
<b>57</b>		<b>Kessel Racing</b>		3. Mikkel JENSEN		Ferrari 488 GTE Evo	LMGTE Am	<b>71</b>		<b>Inception Racing</b>		3. Ben BARNICOAT		Ferrari 488 GTE Evo	LMGTE Am
		1. Takeshi KIMURA								1. Brendan IRIBE					
		2. Scott ANDREWS								2. Ollie MILLROY					
1	1	5:33.725	2:05.824	1:34.744	1:53.157	257.6	5:33.725	1	3	4:21.688 B	46.959	1:35.873	1:58.856	248.1	4:21.688
2	1	4:01.089	38.442	1:31.378	1:51.269	293.2	9:34.814	2	3	6:03.696	2:46.397	1:30.521	1:46.778	291.6	10:25.384
3	1	<b>3:59.737</b>	37.942	<b>1:31.154</b>	1:50.641	294.8	13:34.551	3	3	<b>3:52.076</b>	<b>36.300</b>	1:29.328	1:46.448	292.4	14:17.460
4	1	3:59.870	<b>37.711</b>	1:31.572	<b>1:50.587</b>	290.8	17:34.421	4	3	3:52.380	37.156	<b>1:29.122</b>	<b>1:46.102</b>	292.4	18:09.840
<b>60</b>		<b>Iron Lynx</b>		3. Raffaele GIAMMARIA		Ferrari 488 GTE Evo	LMGTE Am	<b>72</b>		<b>Hub Auto Racing</b>		3. Maxime MARTIN		Porsche 911 RSR - 19	LMGTE Pro
		1. Claudio SCHIAVONI								1. Dries VANTHOOR					
		2. Paolo RUBERTI								2. Alvaro PARENTE					
1	2	4:31.754 B	59.637	<b>1:33.673</b>	1:58.444	263.9	4:31.754	1	3	4:37.791	1:18.603	1:31.681	1:47.507	258.8	4:37.791
2	1	5:34.067	2:01.935	1:35.032	1:57.100	292.4	10:05.821	2	3	3:53.704	36.731	1:29.726	1:47.247	298.0	8:31.495
3	1	<b>4:10.897</b>	42.114	1:35.230	<b>1:53.553</b>	280.3	14:16.718	3	3	<b>3:51.844</b>	36.628	1:29.228	<b>1:45.988</b>	277.4	12:23.339
4	1	4:19.559 B	<b>40.154</b>	1:34.879	2:04.526	294.8	18:36.277	4	3	3:52.071	<b>36.524</b>	<b>1:28.728</b>	1:46.819	295.6	16:15.410
<b>63</b>		<b>Corvette Racing</b>		3. Nicky CATSBURG		Chevrolet Corvette C8.R	LMGTE Pro	<b>74</b>		<b>Racing Team India Eurasia</b>		3. Tom CLOET		Ligier JSP217 - Gibson	LMP2 P/A
		1. Antonio GARCIA								1. James WINSLOW					
		2. Jordan TAYLOR								2. John CORBETT					
1	1	10:30.033 B	7:04.848	1:31.057	1:54.128	291.6	10:30.033	1	1	4:22.274	55.753	1:34.935	1:51.586	230.7	4:22.274
2	2	5:25.331 B	2:01.871	<b>1:30.174</b>	1:53.286	294.0	15:55.364	2	1	3:54.259 B	38.026	1:26.202	1:50.031	300.5	8:16.533
								3	3	5:06.669	1:53.385	1:29.228	<b>1:44.867</b>	279.5	13:23.202
								4	3	<b>3:47.007</b>	<b>36.107</b>	<b>1:25.832</b>	1:45.068	311.8	17:10.209
<b>64</b>		<b>Corvette Racing</b>		3. Alexander SIMS		Chevrolet Corvette C8.R	LMGTE Pro	<b>77</b>		<b>Dempsey - Proton Racing</b>		3. Matt CAMPBELL		Porsche 911 RSR - 19	LMGTE Am
		1. Tommy MILNER								1. Christian RIED					
		2. Nicholas TANDY								2. Jaxon EVANS					
1	1	5:19.767 B	1:48.299	1:33.524	1:57.944	249.3	5:19.767	1	1	5:12.322	1:42.801	1:35.929	1:53.592	257.0	5:12.322
2	1	6:07.497	2:47.582	1:30.954	1:48.961	290.8	11:27.264	2	1	<b>4:00.574</b>	<b>38.125</b>	1:31.934	<b>1:50.515</b>	290.8	9:12.896
3	1	<b>3:52.460</b>	<b>36.845</b>	<b>1:28.930</b>	<b>1:46.685</b>	296.4	15:19.724	3	1	4:07.777 B	38.560	<b>1:31.753</b>	1:57.464	294.0	13:20.673
<b>65</b>		<b>Paris Racing</b>		3. James ALLEN		Oreca 07 - Gibson	LMP2	<b>79</b>		<b>WeatherTech Racing</b>		3. Laurens VANTHOOR		Porsche 911 RSR - 19	LMGTE Pro
		1. Julien CANAL								1. Cooper MACNEIL					
		2. Will STEVENS								2. Earl BAMBER					
1	2	4:51.109	1:32.302	1:32.635	1:46.172	204.1	4:51.109	1	1	4:52.011	1:27.548	1:33.275	1:51.188	252.2	4:52.011
2	2	3:38.494	34.699	1:23.541	1:40.254	298.8	8:29.603	2	1	4:03.337 B	38.235	1:30.218	1:54.884	294.0	8:55.348
3	2	3:42.672	33.980	1:25.181	1:43.511	276.7	12:12.275	3	2	5:10.193	1:52.969	1:30.968	1:46.256	290.8	14:05.541
4	2	<b>3:36.443</b>	<b>33.816</b>	<b>1:22.473</b>	<b>1:40.154</b>	315.4	15:48.718	4	2	<b>3:50.836</b>	<b>36.379</b>	<b>1:28.815</b>	<b>1:45.642</b>	294.8	17:56.377
<b>66</b>		<b>JMW Motorsport</b>		3. Jody FANNIN		Ferrari 488 GTE Evo	LMGTE Am	<b>80</b>		<b>Iron Lynx</b>		3. Callum ILOTT		Ferrari 488 GTE Evo	LMGTE Am
		1. Thomas NEUBAUER								1. Matteo CRESSONI					
		2. Rodrigo SALES								2. Rino MASTRONARDI					
1	3	4:21.028	51.525	1:36.658	1:52.845	228.2	4:21.028	1	1	4:26.874	56.116	1:35.207	1:55.551	226.3	4:26.874
2	3	4:01.397	38.053	1:32.769	1:50.575	285.4	8:22.425	2	1	3:56.547	37.016	1:30.627	1:48.904	298.0	8:23.421
3	3	3:57.766	37.285	1:32.230	1:48.251	262.6	12:20.191	3	1	3:54.828	37.211	1:30.479	1:47.138	267.8	12:18.249
4	3	<b>3:54.147</b>	<b>36.927</b>	<b>1:29.656</b>	<b>1:47.564</b>	295.6	16:14.338	4	1	<b>3:52.431</b>	<b>36.789</b>	<b>1:29.260</b>	<b>1:46.382</b>	298.0	16:10.680
<b>69</b>		<b>Herberth Motorsport</b>		3. Rolf INEICHEN		Porsche 911 RSR - 19	LMGTE Am	<b>82</b>		<b>Risi Competizione</b>		3. Felipe NASR		Oreca 07 - Gibson	LMP2
		1. Robert RENAUER								1. Ryan CULLEN					
		2. Ralf BOHN								2. Oliver JARVIS					
1	1	4:51.079 B	1:20.913	1:32.684	1:57.482	276.0	4:51.079	1	2	4:20.151	1:06.385	1:27.721	1:46.045	267.1	4:20.151
2	3	5:33.106 B	2:01.096	1:32.719	1:59.291	290.0	10:24.185	2	2	3:42.233 B	34.687	1:23.172	1:44.374	312.7	8:02.384
3	2	5:23.236 B	1:51.161	<b>1:32.305</b>	1:59.770	292.4	15:47.421	3	1	4:53.964	1:47.219	1:25.072	1:41.673	313.6	12:56.348





# FIA WEC

## 89<sup>e</sup> Edition des 24 Heures du Mans

### Warm Up



### Sector Analysis

Lap under Red Flag   Invalidated Lap   Personal Best   Session Best   B Crossing the pit lane

Lap	D	Time	Sector 1	Sector 2	Sector 3	T. Spd	Elapsed	Lap	D	Time	Sector 1	Sector 2	Sector 3	T. Spd	Elapsed
83	1	3:35.933	34.215	1:22.636	1:39.082	314.5	16:32.281	2	3	3:53.914	36.851	1:29.422	1:47.641	292.4	9:13.105
<b>AF Corse</b> <span style="float:right">Ferrari 488 GTE Evo</span> 1. François PERRODO <span style="float:right">3. Alessio ROVERA</span> 2. Nicklas NIELSEN <span style="float:right">LMGTE Am</span>								<b>Aston Martin Racing</b> <span style="float:right">Aston Martin Vantage AMR</span> 1. Paul DALLA LANA <span style="float:right">3. Marcos GOMES</span> 2. Nicki THIMM <span style="float:right">LMGTE Am</span>							
1	2	5:28.368	2:03.391	1:35.824	1:49.153	255.1	5:28.368	1	2	5:18.741 B	1:47.502	1:33.621	1:57.618	241.5	5:18.741
2	2	3:54.831	36.960	1:30.762	1:47.109	283.9	9:23.199	2	2	7:37.955 B	4:04.392	1:32.952	2:00.611	277.4	12:56.696
3	2	3:53.944	36.454	1:30.931	1:46.559	274.6	13:17.143	<b>Proton Competition</b> <span style="float:right">Porsche 911 RSR - 19</span> 1. Harry TINCKNELL <span style="float:right">3. Florian LATORRE</span> 2. Vutikhorn INTHRAPHUVA <span style="float:right">LMGTE Am</span>							
4	2	3:59.076 B	36.256	1:29.430	1:53.390	278.8	17:16.219	1	1	4:58.786	1:33.877	1:31.988	1:52.921	290.0	4:58.786
84	1	3:40.371	35.000	1:24.059	1:41.312	309.1	8:24.995	2	1	3:54.130	36.595	1:29.669	1:47.866	291.6	8:52.916
<b>Association SRT41</b> <span style="float:right">Oreca 07 - Gibson</span> 1. Takuma AOKI <span style="float:right">3. Matthieu LAHAYE</span> 2. Nigel BAILLY <span style="float:right">INNOVATIVE CAR</span>								<b>Glickenhaus Racing</b> <span style="float:right">Glickenhaus 007 LMH</span> 1. Luis Felipe DERANI <span style="float:right">3. Olivier PLA</span> 2. Franck MAILLEUX <span style="float:right">HYPERCAR</span>							
1	3	4:44.624	1:28.953	1:29.822	1:45.849	229.7	4:44.624	3	3	3:40.690 B	33.540	1:21.073	1:46.077	327.8	12:47.797
2	3	3:40.371	35.000	1:24.059	1:41.312	309.1	8:24.995	4	1	4:29.165	1:26.624	1:22.978	1:39.563	314.5	17:16.962
3	3	3:43.244	36.175	1:26.258	1:40.811	280.3	12:08.239	<b>Glickenhaus Racing</b> <span style="float:right">Glickenhaus 007 LMH</span> 1. Ryan BRISCOE <span style="float:right">3. Romain DUMAS</span> 2. Richard WESTBROOK <span style="float:right">HYPERCAR</span>							
4	3	3:48.995 B	34.860	1:23.939	1:50.196	312.7	15:57.234	1	3	4:34.020 B	1:15.853	1:28.679	1:49.488	244.2	4:34.020
85	1	3:52.539	36.624	1:29.147	1:46.768	294.8	16:06.008	2	1	5:08.235 B	1:44.732	1:28.454	1:55.049	273.9	9:42.255
<b>Iron Lynx</b> <span style="float:right">Ferrari 488 GTE Evo</span> 1. Rahel FREY <span style="float:right">3. Michelle GATTING</span> 2. Sarah BOVY <span style="float:right">LMGTE Am</span>								<b>Dempsey - Proton Racing</b> <span style="float:right">Porsche 911 RSR - 19</span> 1. Julien ANDLAUER <span style="float:right">3. Lance ARNOLD</span> 2. Dominique BASTIEN <span style="float:right">LMGTE Am</span>							
1	3	4:23.071	57.844	1:34.327	1:50.900	247.6	4:23.071	3	2	4:50.300	1:46.395	1:23.245	1:40.660	322.0	14:32.555
2	3	3:56.449	37.726	1:30.525	1:48.198	295.6	8:19.520	4	2	3:41.534 B	33.916	1:22.451	1:45.167	324.9	18:14.089
3	3	3:53.949	36.755	1:29.629	1:47.565	294.8	12:13.469	<b>D'Station Racing</b> <span style="float:right">Aston Martin Vantage AMR</span> 1. Satoshi HOSHINO <span style="float:right">3. Andrew WATSON</span> 2. Tomonobu FUJII <span style="float:right">LMGTE Am</span>							
4	3	3:52.539	36.624	1:29.147	1:46.768	294.8	16:06.008	1	3	5:28.454 B	1:58.910	1:33.137	1:56.407	286.2	5:28.454
86	1	4:00.642	38.829	1:32.906	1:48.907	248.7	8:51.674	2	1	5:48.604	2:25.338	1:32.943	1:50.323	290.8	11:17.058
<b>GR Racing</b> <span style="float:right">Porsche 911 RSR - 19</span> 1. Michael WAINWRIGHT <span style="float:right">3. Tom GAMBLE</span> 2. Benjamin BARKER <span style="float:right">LMGTE Am</span>								<b>Porsche GT Team</b> <span style="float:right">Porsche 911 RSR - 19</span> 1. Gianmaria BRUNI <span style="float:right">3. Frédéric MAKOWIECKI</span> 2. Richard LIETZ <span style="float:right">LMGTE Pro</span>							
1	2	4:51.032	1:14.389	1:40.949	1:55.694	224.9	4:51.032	3	1	4:06.512 B	37.833	1:31.202	1:57.477	290.0	15:23.570
2	2	4:00.642	38.829	1:32.906	1:48.907	248.7	8:51.674	<b>Porsche GT Team</b> <span style="float:right">Porsche 911 RSR - 19</span> 1. Kevin ESTRE <span style="float:right">3. Michael CHRISTENSEN</span> 2. Neel JANI <span style="float:right">LMGTE Pro</span>							
3	2	4:24.574 B	37.912	1:34.135	2:12.527	252.2	13:16.248	1	1	5:41.080	2:23.917	1:29.389	1:47.774	294.8	5:41.080
4	2	3:52.539	36.624	1:29.147	1:46.768	294.8	16:06.008	2	1	3:54.000	36.376	1:28.280	1:49.344	298.8	9:35.080
88	1	3:57.825	38.131	1:31.517	1:48.177	281.0	14:59.120	3	1	3:52.396	36.542	1:28.049	1:47.805	298.0	13:27.476
<b>Dempsey - Proton Racing</b> <span style="float:right">Porsche 911 RSR - 19</span> 1. Julien ANDLAUER <span style="float:right">3. Lance ARNOLD</span> 2. Dominique BASTIEN <span style="float:right">LMGTE Am</span>								<b>Porsche GT Team</b> <span style="float:right">Porsche 911 RSR - 19</span> 1. Gianmaria BRUNI <span style="float:right">3. Frédéric MAKOWIECKI</span> 2. Richard LIETZ <span style="float:right">LMGTE Pro</span>							
1	3	6:51.316	2:53.449	1:58.703	1:59.164	162.9	6:51.316	4	1	3:49.956	36.056	1:28.529	1:45.371	295.6	17:17.432
2	3	4:09.979	39.588	1:35.533	1:54.858	220.3	11:01.295	<b>TF Sport</b> <span style="float:right">Aston Martin Vantage AMR</span> 1. John HARTSHORNE <span style="float:right">3. Ross GUNN</span> 2. Oliver HANCOCK <span style="float:right">LMGTE Am</span>							
3	3	3:57.825	38.131	1:31.517	1:48.177	281.0	14:59.120	1	3	5:19.191	1:53.685	1:31.936	1:53.570	288.5	5:19.191
4	3	4:13.291 B	40.214	1:34.744	1:58.333	255.1	19:12.411	<b>Porsche GT Team</b> <span style="float:right">Porsche 911 RSR - 19</span> 1. Kevin ESTRE <span style="float:right">3. Michael CHRISTENSEN</span> 2. Neel JANI <span style="float:right">LMGTE Pro</span>							
89	1	3:50.426	36.495	1:28.241	1:45.690	301.3	12:22.386	<b>Porsche GT Team</b> <span style="float:right">Porsche 911 RSR - 19</span> 1. Gianmaria BRUNI <span style="float:right">3. Frédéric MAKOWIECKI</span> 2. Richard LIETZ <span style="float:right">LMGTE Pro</span>							
1	1	4:41.250	1:22.151	1:31.789	1:47.310	286.2	4:41.250	<b>TF Sport</b> <span style="float:right">Aston Martin Vantage AMR</span> 1. John HARTSHORNE <span style="float:right">3. Ross GUNN</span> 2. Oliver HANCOCK <span style="float:right">LMGTE Am</span>							
2	1	3:50.710	36.476	1:28.485	1:45.749	298.0	8:31.960	<b>Porsche GT Team</b> <span style="float:right">Porsche 911 RSR - 19</span> 1. Kevin ESTRE <span style="float:right">3. Michael CHRISTENSEN</span> 2. Neel JANI <span style="float:right">LMGTE Pro</span>							
3	1	3:50.426	36.495	1:28.241	1:45.690	301.3	12:22.386	<b>TF Sport</b> <span style="float:right">Aston Martin Vantage AMR</span> 1. John HARTSHORNE <span style="float:right">3. Ross GUNN</span> 2. Oliver HANCOCK <span style="float:right">LMGTE Am</span>							
4	1	3:58.520 B	36.464	1:29.205	1:52.851	275.3	16:20.906	<b>Porsche GT Team</b> <span style="float:right">Porsche 911 RSR - 19</span> 1. Kevin ESTRE <span style="float:right">3. Michael CHRISTENSEN</span> 2. Neel JANI <span style="float:right">LMGTE Pro</span>							

