

FIA WEC

89^e Edition des 24 Heures du Mans

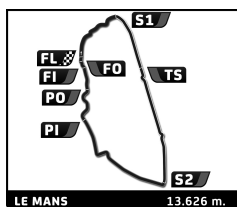
Race

Pit Stop Analysis



No	In Time	In Driver	Out Time	Out Driver	Pit Time	T. Pit Time	No	In Time	In Driver	Out Time	Out Driver	Pit Time	T. Pit Time
1 Richard Mille Racing Team Oreca 07 - Gibson LMP2							7 Toyota Gazoo Racing Toyota GR010 HYBRID HYPERCAR H						
1	16:48:09.262	T. CALDERON	16:49:33.108	T. CALDERON	1:23.846	1:23.846	7	21:37:58.551	B. HARTLEY	21:39:19.151	B. HARTLEY	1:20.600	8:55.803
2	17:30:08.465	T. CALDERON	17:31:19.898	T. CALDERON	1:11.433	2:35.279	8	22:30:12.553	B. HARTLEY	22:32:46.390	K. NAKAJIMA	2:33.837	11:29.640
3	18:11:51.755	T. CALDERON	18:13:18.043	B. VISSER	1:26.288	4:01.567	9	23:38:40.562	K. NAKAJIMA	23:39:51.730	K. NAKAJIMA	1:11.168	12:40.808
4	18:55:23.751	B. VISSER	18:56:34.831	B. VISSER	1:11.080	5:12.647	10	00:43:51.653	K. NAKAJIMA	00:45:01.000	K. NAKAJIMA	1:09.347	13:50.155
5	19:52:05.521	B. VISSER	19:53:15.795	B. VISSER	1:10.274	6:22.921	11	01:32:47.446	K. NAKAJIMA	01:34:20.134	S. BUEMI	1:32.688	15:22.843
6	20:33:45.459	B. VISSER	20:35:18.072	S. FLOERSCH	1:32.613	7:55.534	12	02:17:36.237	S. BUEMI	02:18:40.797	S. BUEMI	1:04.560	16:27.403
7 Toyota Gazoo Racing Toyota GR010 HYBRID HYPERCAR H							18 Absolute Racing Porsche 911 RSR - 19 LMGT E Am						
1	16:49:55.466	M. CONWAY	16:51:11.981	M. CONWAY	1:16.515	1:16.515	13	03:04:20.391	S. BUEMI	03:05:34.373	S. BUEMI	1:13.982	17:41.385
2	17:34:12.881	M. CONWAY	17:35:30.351	M. CONWAY	1:17.470	2:33.985	14	03:51:16.257	S. BUEMI	03:52:42.555	B. HARTLEY	1:26.298	19:07.683
3	18:03:36.733	M. CONWAY	18:04:58.312	M. CONWAY	1:21.579	3:55.564	15	04:39:39.501	B. HARTLEY	04:40:50.091	B. HARTLEY	1:10.590	20:18.273
4	18:37:00.502	M. CONWAY	18:38:14.078	K. KOBAYASHI	1:13.576	5:09.140	16	05:26:45.255	B. HARTLEY	05:27:55.655	B. HARTLEY	1:10.400	21:28.673
5	19:43:43.152	K. KOBAYASHI	19:44:52.946	K. KOBAYASHI	1:09.794	6:18.934	17	06:13:58.881	B. HARTLEY	06:15:41.605	K. NAKAJIMA	1:42.724	23:11.397
6	20:30:56.961	K. KOBAYASHI	20:32:08.187	K. KOBAYASHI	1:11.226	7:30.160	18	07:01:28.826	K. NAKAJIMA	07:02:39.666	K. NAKAJIMA	1:10.840	24:22.237
7	21:40:26.186	K. KOBAYASHI	21:41:51.892	J. LOPEZ	1:25.706	8:55.866	19	07:48:22.453	K. NAKAJIMA	07:49:34.092	K. NAKAJIMA	1:11.639	25:33.876
8	22:35:15.637	J. LOPEZ	22:38:35.727	J. LOPEZ	3:20.090	12:15.956	20	08:21:18.002	K. NAKAJIMA	08:22:38.463	S. BUEMI	1:20.461	26:54.337
9	23:37:15.596	J. LOPEZ	23:38:25.730	J. LOPEZ	1:10.134	13:26.090	21	08:47:37.248	S. BUEMI	08:48:35.382	S. BUEMI	58.134	27:52.471
10	00:06:23.155	J. LOPEZ	00:08:57.313	M. CONWAY	2:34.158	16:00.248	22	09:06:02.972	S. BUEMI	09:06:53.944	S. BUEMI	50.972	28:43.443
11	01:02:54.739	M. CONWAY	01:04:02.356	M. CONWAY	1:07.617	17:07.865	23	09:20:49.966	S. BUEMI	09:21:37.488	S. BUEMI	47.522	29:30.965
12	01:36:31.059	M. CONWAY	01:37:32.258	M. CONWAY	1:01.199	18:09.064	24	09:32:06.659	S. BUEMI	09:32:51.330	S. BUEMI	44.671	30:15.636
13	02:27:50.836	M. CONWAY	02:29:14.111	K. KOBAYASHI	1:23.275	19:32.339	25	10:22:18.182	S. BUEMI	10:23:29.232	S. BUEMI	1:11.050	31:26.686
14	03:14:39.152	K. KOBAYASHI	03:15:50.550	K. KOBAYASHI	1:11.398	20:43.737	26	10:51:39.312	S. BUEMI	10:52:53.157	B. HARTLEY	1:13.845	32:40.531
15	04:01:23.837	K. KOBAYASHI	04:02:34.672	K. KOBAYASHI	1:10.835	21:54.572	27	11:33:59.045	B. HARTLEY	11:35:21.314	B. HARTLEY	1:22.269	34:02.800
16	04:50:09.813	K. KOBAYASHI	04:51:33.981	J. LOPEZ	1:24.168	23:18.740	28	12:10:37.431	B. HARTLEY	12:12:36.463	B. HARTLEY	1:59.032	36:01.832
17	05:37:07.686	J. LOPEZ	05:38:19.308	J. LOPEZ	1:11.622	24:30.362	29	12:43:11.639	B. HARTLEY	12:44:41.980	B. HARTLEY	1:30.341	37:32.173
18	06:24:00.344	J. LOPEZ	06:25:12.289	J. LOPEZ	1:11.945	25:42.307	30	13:05:43.947	B. HARTLEY	13:07:06.927	K. NAKAJIMA	1:22.980	38:55.153
19	07:11:04.542	J. LOPEZ	07:12:51.411	M. CONWAY	1:46.869	27:29.176	31	13:35:23.445	K. NAKAJIMA	13:36:22.012	K. NAKAJIMA	58.567	39:53.720
20	07:58:22.620	M. CONWAY	07:59:34.079	M. CONWAY	1:11.459	28:40.635	32	13:57:33.300	K. NAKAJIMA	13:59:12.393	K. NAKAJIMA	1:39.093	41:32.813
21	08:31:09.757	M. CONWAY	08:32:10.745	M. CONWAY	1:00.988	29:41.623	33	14:23:56.550	K. NAKAJIMA	14:25:27.310	K. NAKAJIMA	1:30.760	43:03.573
22	09:18:18.264	M. CONWAY	09:19:44.513	K. KOBAYASHI	1:26.249	31:07.872	34	14:50:11.367	K. NAKAJIMA	14:51:06.810	K. NAKAJIMA	55.443	43:59.016
23	09:47:55.665	K. KOBAYASHI	09:48:54.016	K. KOBAYASHI	58.351	32:06.223	35	15:10:35.080	K. NAKAJIMA	15:11:44.058	K. NAKAJIMA	1:08.978	45:07.994
24	10:15:55.158	K. KOBAYASHI	10:17:04.637	J. LOPEZ	1:09.479	33:15.702	36	15:32:56.219	K. NAKAJIMA	15:33:50.232	K. NAKAJIMA	54.013	46:02.007
25	11:03:22.731	J. LOPEZ	11:04:39.898	J. LOPEZ	1:17.167	34:32.869	37	15:47:56.473	K. NAKAJIMA	15:50:00.573	K. NAKAJIMA	2:04.100	48:06.107
26	11:52:21.073	J. LOPEZ	11:53:52.296	J. LOPEZ	1:31.223	36:04.092							
27	12:38:44.904	J. LOPEZ	12:40:09.137	M. CONWAY	1:24.233	37:28.325							
28	13:15:30.071	M. CONWAY	13:16:34.834	M. CONWAY	1:04.763	38:33.088							
29	13:48:25.196	M. CONWAY	13:49:41.869	M. CONWAY	1:16.673	39:49.761							
30	14:21:27.877	M. CONWAY	14:22:35.414	M. CONWAY	1:07.537	40:57.298							
31	14:47:26.463	M. CONWAY	14:48:38.981	K. KOBAYASHI	1:12.518	42:09.816							
32	15:26:21.088	K. KOBAYASHI	15:27:24.394	K. KOBAYASHI	1:03.306	43:13.122							
33	15:48:53.992	K. KOBAYASHI	15:49:59.168	K. KOBAYASHI	1:05.176	44:18.298							
8 Toyota Gazoo Racing Toyota GR010 HYBRID HYPERCAR H													
1	16:47:28.825	S. BUEMI	16:48:44.804	S. BUEMI	1:15.979	1:15.979							
2	17:35:03.626	S. BUEMI	17:36:14.572	S. BUEMI	1:10.946	2:26.925							
3	18:22:26.650	S. BUEMI	18:23:44.757	S. BUEMI	1:18.107	3:45.032							
4	19:10:42.605	S. BUEMI	19:12:06.863	B. HARTLEY	1:24.258	5:09.290							
5	20:17:08.654	B. HARTLEY	20:18:22.756	B. HARTLEY	1:14.102	6:23.392							
6	20:43:08.939	B. HARTLEY	20:44:20.750	B. HARTLEY	1:11.811	7:35.203							





FIA WEC 89^e Edition des 24 Heures du Mans Race

Pit Stop Analysis



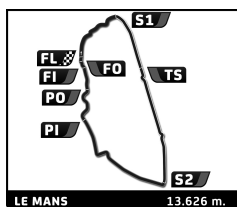
No	In Time	In Driver	Out Time	Out Driver	Pit Time	T. Pit Time	No	In Time	In Driver	Out Time	Out Driver	Pit Time	T. Pit Time
20	10:11:56.365	A. PICARIELLO	10:13:15.622	A. PICARIELLO	1:19.257	45:30.285	5	19:40:31.920	H. HEDMAN	19:41:44.133	H. HEDMAN	1:12.213	6:39.563
21	10:52:06.107	A. PICARIELLO	10:53:27.112	M. SEEFRIED	1:21.005	46:51.290	6	20:23:39.621	H. HEDMAN	20:25:17.145	J. MONTOYA	1:37.524	8:17.087
22	11:50:19.598	M. SEEFRIED	11:51:39.906	M. SEEFRIED	1:20.308	48:11.598	7	21:06:31.813	J. MONTOYA	21:07:43.524	J. MONTOYA	1:11.711	9:28.798
23	12:48:39.124	M. SEEFRIED	12:50:12.468	A. HARYANTO	1:33.344	49:44.942	8	21:19:26.251	J. MONTOYA	21:22:26.548	J. MONTOYA	3:00.297	12:29.095
24	13:46:07.058	A. HARYANTO	13:47:27.451	A. HARYANTO	1:20.393	51:05.335	9	22:18:03.914	J. MONTOYA	22:19:37.759	J. MONTOYA	1:33.845	14:02.940
25	14:23:25.714	A. HARYANTO	14:24:50.923	A. PICARIELLO	1:25.209	52:30.544	10	23:19:19.311	J. MONTOYA	23:20:38.767	J. MONTOYA	1:19.456	15:22.396
26	15:20:34.218	A. PICARIELLO	15:21:56.851	A. PICARIELLO	1:22.633	53:53.177	11	23:59:06.861	J. MONTOYA	00:01:48.979	H. HEDMAN	2:42.118	18:04.514

20 High Class Racing Oreca 07 - Gibson LMP2 P/A						
1	16:45:40.446	D. ANDERSEN	16:47:16.751	M. SØRENSEN	1:36.305	1:36.305
2	17:28:07.174	M. SØRENSEN	17:29:20.968	M. SØRENSEN	1:13.794	2:50.099
3	17:32:57.323	M. SØRENSEN	17:33:29.192	M. SØRENSEN	31.869	3:21.968
4	18:02:28.766	M. SØRENSEN	18:04:31.254	D. ANDERSEN	2:02.488	5:24.456
5	18:34:53.246	D. ANDERSEN	18:35:57.993	D. ANDERSEN	1:04.747	6:29.203
6	19:20:33.007	D. ANDERSEN	19:23:40.455	D. ANDERSEN	3:07.448	9:36.651
7	20:16:07.029	D. ANDERSEN	20:17:23.521	D. ANDERSEN	1:16.492	10:53.143
8	20:58:44.269	D. ANDERSEN	21:00:24.620	R. TAYLOR	1:40.351	12:33.494
9	21:24:47.069	R. TAYLOR	21:27:53.807	R. TAYLOR	3:06.738	15:40.232
10	22:00:14.540	R. TAYLOR	22:01:32.360	R. TAYLOR	1:17.820	16:58.052
11	22:59:10.603	R. TAYLOR	23:00:21.455	R. TAYLOR	1:10.852	18:08.904
12	23:45:37.799	R. TAYLOR	23:47:03.376	R. TAYLOR	1:25.577	19:34.481
13	00:42:13.810	R. TAYLOR	00:43:47.880	M. SØRENSEN	1:34.070	21:08.551
14	01:03:24.991	M. SØRENSEN	01:04:22.036	M. SØRENSEN	57.045	22:05.596
15	01:38:07.505	M. SØRENSEN	01:39:15.320	M. SØRENSEN	1:07.815	23:13.411
16	02:23:20.813	M. SØRENSEN	02:24:34.983	M. SØRENSEN	1:14.170	24:27.581
17	03:04:57.942	M. SØRENSEN	03:06:36.765	R. TAYLOR	1:38.823	26:06.404
18	03:46:30.412	R. TAYLOR	03:47:44.990	R. TAYLOR	1:14.578	27:20.982
19	04:27:31.650	R. TAYLOR	04:28:47.208	R. TAYLOR	1:15.558	28:36.540
20	05:09:59.341	R. TAYLOR	05:11:39.887	M. SØRENSEN	1:40.546	30:17.086
21	05:51:41.277	M. SØRENSEN	05:52:56.864	M. SØRENSEN	1:15.587	31:32.673
22	06:32:58.939	M. SØRENSEN	06:41:34.401	D. ANDERSEN	8:35.462	40:08.135
23	07:22:56.684	D. ANDERSEN	07:24:12.162	D. ANDERSEN	1:15.478	41:23.613
24	08:06:16.715	D. ANDERSEN	08:07:57.413	D. ANDERSEN	1:40.698	43:04.311
25	08:30:18.446	D. ANDERSEN	08:31:20.849	D. ANDERSEN	1:02.403	44:06.714
26	09:12:26.153	D. ANDERSEN	09:13:59.724	R. TAYLOR	1:33.571	45:40.285
27	09:55:15.678	R. TAYLOR	09:56:30.650	R. TAYLOR	1:14.972	46:55.257
28	10:36:22.966	R. TAYLOR	10:37:50.762	R. TAYLOR	1:27.796	48:23.053
29	10:52:23.234	R. TAYLOR	10:53:15.069	R. TAYLOR	51.835	49:14.888
30	11:35:31.961	R. TAYLOR	11:37:09.685	M. SØRENSEN	1:37.724	50:52.612
31	12:16:48.192	M. SØRENSEN	12:18:03.290	M. SØRENSEN	1:15.098	52:07.710
32	12:38:31.299	M. SØRENSEN	12:39:55.538	M. SØRENSEN	1:24.239	53:31.949
33	13:19:41.135	M. SØRENSEN	13:20:56.136	M. SØRENSEN	1:15.001	54:46.950
34	13:57:24.356	M. SØRENSEN	13:59:09.192	R. TAYLOR	1:44.836	56:31.786
35	14:39:00.924	R. TAYLOR	14:40:17.270	R. TAYLOR	1:16.346	57:48.132
36	15:21:53.467	R. TAYLOR	15:23:09.507	R. TAYLOR	1:16.040	59:04.172
37	15:34:08.258	R. TAYLOR	15:34:57.218	R. TAYLOR	48.960	59:53.132

21 DragonSpeed USA Oreca 07 - Gibson LMP2 P/A						
1	16:44:00.287	B. HANLEY	16:45:27.867	B. HANLEY	1:27.580	1:27.580
2	17:26:14.442	B. HANLEY	17:27:26.543	B. HANLEY	1:12.101	2:39.681
3	18:03:29.766	B. HANLEY	18:04:59.501	H. HEDMAN	1:29.735	4:09.416
4	18:43:17.940	H. HEDMAN	18:44:35.874	H. HEDMAN	1:17.934	5:27.350

22 United Autosports USA Oreca 07 - Gibson LMP2						
1	16:47:46.879	F. ALBUQUERQUE	16:49:10.895	F. ALBUQUERQUE	1:24.016	1:24.016
2	17:29:42.223	F. ALBUQUERQUE	17:30:50.599	F. ALBUQUERQUE	1:08.376	2:32.392
3	18:03:11.236	F. ALBUQUERQUE	18:04:13.751	F. ALBUQUERQUE	1:02.515	3:34.907
4	18:37:13.970	F. ALBUQUERQUE	18:38:40.660	P. HANSON	1:26.690	5:01.597
5	19:15:20.783	P. HANSON	19:17:44.363	P. HANSON	2:23.580	7:25.177
6	20:08:36.957	P. HANSON	20:09:44.234	P. HANSON	1:07.277	8:32.454
7	20:49:34.519	P. HANSON	20:51:01.265	F. SCHERER	1:26.746	9:59.200
8	21:50:12.797	F. SCHERER	21:51:20.618	F. SCHERER	1:07.821	11:07.021
9	22:50:12.102	F. SCHERER	22:51:24.450	F. SCHERER	1:12.348	12:19.369
10	23:37:14.954	F. SCHERER	23:38:39.811	F. ALBUQUERQUE	1:24.857	13:44.226
11	00:33:24.500	F. ALBUQUERQUE	00:34:30.472	F. ALBUQUERQUE	1:05.972	14:50.198
12	01:00:52.741	F. ALBUQUERQUE	01:01:49.737	F. ALBUQUERQUE	56.996	15:47.194
13	01:05:39.583	F. ALBUQUERQUE	01:06:19.816	F. ALBUQUERQUE	40.233	16:27.427
14	01:35:44.186	F. ALBUQUERQUE	01:37:01.729	P. HANSON	1:17.543	17:44.970
15	02:20:36.056	P. HANSON	02:21:43.446	P. HANSON	1:07.390	18:52.360
16	03:01:21.948	P. HANSON	03:02:30.679	P. HANSON	1:08.731	20:01.091
17	03:42:12.990	P. HANSON	03:43:39.657	F. SCHERER	1:26.667	21:27.758
18	04:23:11.511	F. SCHERER	04:24:26.878	F. SCHERER	1:15.367	22:43.125
19	05:02:16.095	F. SCHERER	06:38:21.063	F. ALBUQUERQUE	1:36:04.968	1:58:48.093
20	06:41:59.922	F. ALBUQUERQUE	07:09:35.938	F. ALBUQUERQUE	27:36.016	2:26:24.109





FIA WEC

89^e Edition des 24 Heures du Mans

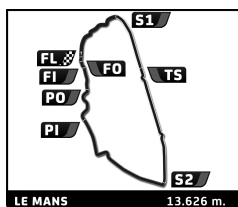
Race

Pit Stop Analysis



No	In Time	In Driver	Out Time	Out Driver	Pit Time	T. Pit Time	No	In Time	In Driver	Out Time	Out Driver	Pit Time	T. Pit Time
21	07:45:22.167	F. ALBUQUERQUE	07:46:34.416	F. ALBUQUERQUE	1:12.249	2:27:36.358	2	17:26:20.525	S. TRUMMER	17:27:28.547	S. TRUMMER	1:08.022	2:33.169
22	08:25:51.961	F. ALBUQUERQUE	08:31:34.787	F. ALBUQUERQUE	5:42.826	2:33:19.184	3	18:08:03.978	S. TRUMMER	18:09:15.317	S. TRUMMER	1:11.339	3:44.508
23	09:11:14.861	F. ALBUQUERQUE	09:12:59.376	P. HANSON	1:44.515	2:35:03.699	4	18:34:59.328	S. TRUMMER	18:36:21.309	G. AUBRY	1:21.981	5:06.489
24	09:53:40.363	P. HANSON	09:54:49.761	P. HANSON	1:09.398	2:36:13.097	5	19:17:10.997	G. AUBRY	19:21:28.859	G. AUBRY	4:17.862	9:24.351
25	10:16:36.978	P. HANSON	10:20:29.216	P. HANSON	3:52.238	2:40:05.335	6	20:13:52.531	G. AUBRY	20:15:21.616	P. KELLY	1:29.085	10:53.436
26	11:01:02.943	P. HANSON	11:02:30.886	F. SCHERER	1:27.943	2:41:33.278	7	20:56:15.363	P. KELLY	20:57:30.113	P. KELLY	1:14.750	12:08.186
27	11:43:54.998	F. SCHERER	11:45:09.813	F. SCHERER	1:14.815	2:42:48.093	8	21:07:51.012	P. KELLY	21:09:40.387	P. KELLY	1:49.375	13:57.561
28	12:26:53.574	F. SCHERER	12:28:20.588	F. SCHERER	1:27.014	2:44:15.107	9	21:36:26.642	P. KELLY	21:37:54.760	S. TRUMMER	1:28.118	15:25.679
29	13:07:33.627	F. SCHERER	13:08:43.124	F. SCHERER	1:09.497	2:45:24.604	10	22:24:08.698	S. TRUMMER	22:46:04.829	S. TRUMMER	21:56.131	37:21.810
30	13:48:01.495	F. SCHERER	13:49:26.655	P. HANSON	1:25.160	2:46:49.764	11	22:49:53.754	S. TRUMMER	22:50:47.631	S. TRUMMER	53.877	38:15.687
31	14:28:47.856	P. HANSON	14:29:56.827	P. HANSON	1:08.971	2:47:58.735	12	23:32:06.474	S. TRUMMER	23:33:14.478	S. TRUMMER	1:08.004	39:23.691
32	15:11:01.998	P. HANSON	15:12:11.059	P. HANSON	1:09.061	2:49:07.796	13	00:21:34.375	S. TRUMMER	00:39:38.393	S. TRUMMER	18:04.018	57:27.709
33	15:16:37.850	P. HANSON	15:18:07.410	P. HANSON	1:29.560	2:50:37.356	14	01:07:16.868	S. TRUMMER	01:08:45.669	G. AUBRY	1:28.801	58:56.510
34	15:53:47.732	P. HANSON	15:54:34.470	P. HANSON	46.738	2:51:24.094	15	01:14:38.657	G. AUBRY	01:19:17.705	G. AUBRY	4:39.048	1:03:35.558
23 United Autosports Oreca 07 - Gibson LMP2							16 01:23:49.334 G. AUBRY 01:46:25.595 G. AUBRY 22:36.261 1:26:11.819						
1 16:47:16.719 A. LYNN 16:48:47.986 A. LYNN 1:31.267 1:31.267							17 02:30:28.897 G. AUBRY 02:31:38.286 G. AUBRY 1:09.389 1:27:21.208						
2 17:25:44.820 A. LYNN 17:26:50.600 A. LYNN 1:05.780 2:37.047							18 03:11:21.724 G. AUBRY 03:12:31.994 G. AUBRY 1:10.270 1:28:31.478						
3 18:02:56.940 A. LYNN 18:04:05.846 A. LYNN 1:08.906 3:45.953							19 03:48:39.570 G. AUBRY 03:50:25.507 P. KELLY 1:45.937 1:30:17.415						
4 18:37:07.747 A. LYNN 18:38:37.557 W. BOYD 1:29.810 5:15.763							20 04:31:46.434 P. KELLY 04:39:43.946 P. KELLY 7:57.512 1:38:14.927						
5 19:21:04.392 W. BOYD 19:23:41.042 W. BOYD 2:36.650 7:52.413							21 05:20:52.469 P. KELLY 05:23:57.334 P. KELLY 3:04.865 1:41:19.792						
6 20:14:55.597 W. BOYD 20:16:04.370 W. BOYD 1:08.773 9:01.186							22 05:35:09.332 P. KELLY 05:36:02.776 P. KELLY 53.444 1:42:13.236						
7 20:55:50.918 W. BOYD 20:57:14.975 P. DI RESTA 1:24.057 10:25.243							23 06:16:50.014 P. KELLY 06:18:23.631 S. TRUMMER 1:33.617 1:43:46.853						
8 21:24:34.399 P. DI RESTA 21:35:21.042 P. DI RESTA 10:46.643 21:11.886							24 06:58:44.778 S. TRUMMER 06:59:55.980 S. TRUMMER 1:11.202 1:44:58.055						
9 22:19:52.457 P. DI RESTA 22:20:59.649 P. DI RESTA 1:07.192 22:19.078							25 07:39:56.379 S. TRUMMER 07:41:07.551 S. TRUMMER 1:11.172 1:46:09.227						
10 23:20:51.227 P. DI RESTA 23:21:59.643 P. DI RESTA 1:08.416 23:27.494							26 08:21:12.701 S. TRUMMER 08:22:56.188 G. AUBRY 1:43.487 1:47:52.714						
11 00:22:30.371 P. DI RESTA 00:23:58.770 A. LYNN 1:28.399 24:55.893							27 09:03:32.737 G. AUBRY 09:04:42.666 G. AUBRY 1:09.929 1:49:02.643						
12 01:01:36.307 A. LYNN 01:02:54.020 A. LYNN 1:17.713 26:13.606							28 09:44:18.056 G. AUBRY 09:45:37.299 G. AUBRY 1:19.243 1:50:21.886						
13 01:40:33.873 A. LYNN 01:41:39.496 A. LYNN 1:05.623 27:19.229							29 10:27:23.275 G. AUBRY 10:28:52.047 P. KELLY 1:28.772 1:51:50.658						
14 02:25:41.329 A. LYNN 02:27:07.704 P. DI RESTA 1:26.375 28:45.604							30 10:51:34.326 P. KELLY 10:52:37.722 P. KELLY 1:03.396 1:52:54.054						
15 03:06:48.177 P. DI RESTA 03:07:57.843 P. DI RESTA 1:09.666 29:55.270							31 11:01:48.818 P. KELLY 11:24:22.427 P. KELLY 22:33.609 2:15:27.663						
16 03:47:38.132 P. DI RESTA 03:48:47.546 P. DI RESTA 1:09.414 31:04.684							25 G-Drive Racing Aurus 01 - Gibson LMP2 P/A						
17 04:28:35.171 P. DI RESTA 04:30:01.885 W. BOYD 1:26.714 32:31.398							1 16:47:19.490 R. MERHI 16:48:55.419 R. MERHI 1:35.929 1:35.929						
18 05:11:19.081 W. BOYD 05:12:30.528 W. BOYD 1:11.447 33:42.845							2 17:30:35.062 R. MERHI 17:32:04.384 R. MERHI 1:29.322 3:05.251						
19 05:52:31.131 W. BOYD 05:53:40.194 W. BOYD 1:09.063 34:51.908							3 18:08:44.926 R. MERHI 18:09:56.634 R. MERHI 1:11.708 4:16.959						
20 06:33:46.054 W. BOYD 06:35:13.255 A. LYNN 1:27.201 36:19.109							4 18:43:30.344 R. MERHI 18:44:37.579 R. MERHI 1:07.235 5:24.194						
21 07:14:48.348 A. LYNN 07:15:57.356 A. LYNN 1:09.008 37:28.117							5 19:20:29.678 R. MERHI 19:23:45.914 J. FALB 3:16.236 8:40.430						
22 07:55:47.724 A. LYNN 07:57:27.794 A. LYNN 1:40.070 39:08.187							6 20:12:12.206 J. FALB 20:13:24.587 J. FALB 1:12.381 9:52.811						
23 08:34:08.838 A. LYNN 08:35:45.655 P. DI RESTA 1:36.817 40:45.004							7 20:54:05.074 J. FALB 20:55:18.840 J. FALB 1:13.766 11:06.577						
24 09:15:19.494 P. DI RESTA 09:16:33.541 P. DI RESTA 1:14.047 41:59.051							8 21:12:14.377 J. FALB 21:14:12.121 J. FALB 1:57.744 13:04.321						
25 09:53:39.312 P. DI RESTA 09:54:46.160 P. DI RESTA 1:06.848 43:05.899							9 22:01:43.895 J. FALB 22:03:04.252 R. ANDRADE 1:20.357 14:24.678						
26 10:34:35.960 P. DI RESTA 10:35:59.494 W. BOYD 1:23.534 44:29.433							10 22:57:41.223 R. ANDRADE 22:58:53.279 R. ANDRADE 1:12.056 15:36.734						
27 11:16:42.620 W. BOYD 11:17:58.617 W. BOYD 1:15.997 45:45.430							11 23:45:34.236 R. ANDRADE 23:46:47.936 R. ANDRADE 1:13.700 16:50.434						
28 11:59:37.180 W. BOYD 12:00:49.936 W. BOYD 1:12.756 46:58.186							26 G-Drive Racing Aurus 01 - Gibson LMP2						
29 12:42:41.018 W. BOYD 12:44:05.254 A. LYNN 1:24.236 48:22.422							1 16:50:43.942 N. DE VRIES 16:52:12.121 N. DE VRIES 1:28.179 1:28.179						
30 13:23:23.044 A. LYNN 13:24:32.686 A. LYNN 1:09.642 49:32.064							2 17:32:29.623 N. DE VRIES 17:33:41.438 N. DE VRIES 1:11.815 2:39.994						
31 14:04:10.817 A. LYNN 14:05:35.273 P. DI RESTA 1:24.456 50:56.520							3 18:02:22.846 N. DE VRIES 18:03:26.715 N. DE VRIES 1:03.869 3:43.863						
32 14:44:48.988 P. DI RESTA 14:46:01.649 P. DI RESTA 1:12.661 52:09.181							4 18:36:18.977 N. DE VRIES 18:37:49.662 F. COLAPINTO 1:30.685 5:14.548						
33 15:27:03.207 P. DI RESTA 15:28:10.914 P. DI RESTA 1:07.707 53:16.888							5 19:28:11.596 F. COLAPINTO 19:31:17.372 F. COLAPINTO 3:05.776 8:20.324						
24 PR1 Motorsports Mathiasen Oreca 07 - Gibson LMP2 P/A							6 20:18:37.333 F. COLAPINTO 20:19:50.425 F. COLAPINTO 1:13.092 9:33.416						
1 16:47:45.281 S. TRUMMER 16:49:10.428 S. TRUMMER 1:25.147 1:25.147							7 20:59:33.800 F. COLAPINTO 21:01:00.231 F. COLAPINTO 1:26.431 10:59.847						





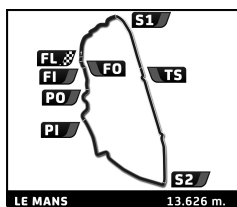
FIA WEC 89^e Edition des 24 Heures du Mans Race

Pit Stop Analysis



No	In Time	In Driver	Out Time	Out Driver	Pit Time	T. Pit Time	No	In Time	In Driver	Out Time	Out Driver	Pit Time	T. Pit Time
8	21:11:00.684	F. COLAPINTO	21:37:17.191	R. RUSINOV	26:16.507	37:16.354	24	07:51:30.414	S. GELAEL	07:53:06.291	T. BLOMQVIST	1:35.877	34:30.222
9	22:24:03.322	R. RUSINOV	22:28:04.716	R. RUSINOV	4:01.394	41:17.748	25	08:32:14.098	T. BLOMQVIST	08:33:32.977	T. BLOMQVIST	1:18.879	35:49.101
10	23:21:20.074	R. RUSINOV	23:22:29.389	R. RUSINOV	1:09.315	42:27.063	26	09:12:59.093	T. BLOMQVIST	09:14:10.627	T. BLOMQVIST	1:11.534	37:00.635
11	00:22:35.780	R. RUSINOV	00:24:04.466	N. DE VRIES	1:28.686	43:55.749	27	09:54:47.314	T. BLOMQVIST	09:56:11.459	S. GELAEL	1:24.145	38:24.780
12	01:01:30.386	N. DE VRIES	01:02:39.216	N. DE VRIES	1:08.830	45:04.579	28	10:35:31.373	S. GELAEL	10:36:43.510	S. GELAEL	1:12.137	39:36.917
13	01:36:01.344	N. DE VRIES	01:37:07.733	N. DE VRIES	1:06.389	46:10.968	29	11:16:58.653	S. GELAEL	11:18:22.477	S. VANDOORNE	1:23.824	41:00.741
14	02:20:51.212	N. DE VRIES	02:22:17.456	F. COLAPINTO	1:26.244	47:37.212	30	11:59:40.978	S. VANDOORNE	12:00:52.284	S. VANDOORNE	1:11.306	42:12.047
15	03:02:12.532	F. COLAPINTO	03:03:24.538	F. COLAPINTO	1:12.006	48:49.218	31	12:42:35.903	S. VANDOORNE	12:44:17.678	S. VANDOORNE	1:41.775	43:53.822
16	03:43:10.191	F. COLAPINTO	03:44:25.173	F. COLAPINTO	1:14.982	50:04.200	32	13:23:45.768	S. VANDOORNE	13:24:57.962	S. VANDOORNE	1:12.194	45:06.016
17	04:24:09.767	F. COLAPINTO	04:25:37.909	R. RUSINOV	1:28.142	51:32.342	33	14:04:24.321	S. VANDOORNE	14:05:50.087	T. BLOMQVIST	1:25.766	46:31.782
18	05:07:10.671	R. RUSINOV	05:09:10.368	R. RUSINOV	1:59.697	53:32.039	34	14:45:03.039	T. BLOMQVIST	14:46:15.070	T. BLOMQVIST	1:12.031	47:43.813
19	05:49:12.746	R. RUSINOV	05:50:33.512	R. RUSINOV	1:20.766	54:52.805	35	15:27:18.689	T. BLOMQVIST	15:28:35.821	T. BLOMQVIST	1:17.132	49:00.945
20	06:30:28.477	R. RUSINOV	06:31:58.272	N. DE VRIES	1:29.795	56:22.600	29 Racing Team Nederland Oreca 07 - Gibson LMP2 P/A						
21	07:11:18.642	N. DE VRIES	07:12:32.324	N. DE VRIES	1:13.682	57:36.282	1	16:47:18.224	G. VAN DER GARBE	16:48:38.476	G. VAN DER GARBE	1:20.252	1:20.252
22	07:52:02.977	N. DE VRIES	07:53:16.946	N. DE VRIES	1:13.969	58:50.251	2	17:29:05.320	G. VAN DER GARBE	17:30:14.477	G. VAN DER GARBE	1:09.157	2:29.409
23	08:32:29.967	N. DE VRIES	08:34:04.725	F. COLAPINTO	1:34.758	1:00:25.009	3	18:02:29.641	G. VAN DER GARBE	18:03:33.267	G. VAN DER GARBE	1:03.626	3:33.035
24	09:13:40.816	F. COLAPINTO	09:14:53.778	F. COLAPINTO	1:12.962	1:01:37.971	4	18:36:25.258	G. VAN DER GARBE	18:37:52.176	J. VAN UITERT	1:26.918	4:59.953
25	09:56:40.862	F. COLAPINTO	09:57:54.018	F. COLAPINTO	1:13.156	1:02:51.127	5	19:28:14.186	J. VAN UITERT	19:31:18.220	J. VAN UITERT	3:04.034	8:03.987
26	10:24:13.983	F. COLAPINTO	10:25:33.713	R. RUSINOV	1:19.730	1:04:10.857	6	20:04:15.643	J. VAN UITERT	20:05:30.465	F. VAN EERD	1:14.822	9:18.809
27	10:50:42.192	R. RUSINOV	10:51:48.358	R. RUSINOV	1:06.166	1:05:17.023	7	20:47:00.756	F. VAN EERD	20:48:09.527	F. VAN EERD	1:08.771	10:27.580
28	11:34:02.609	R. RUSINOV	11:35:15.156	R. RUSINOV	1:12.547	1:06:29.570	8	21:13:47.019	F. VAN EERD	21:17:11.444	J. VAN UITERT	3:24.425	13:52.005
29	12:14:50.914	R. RUSINOV	12:16:19.445	N. DE VRIES	1:28.531	1:07:58.101	9	22:15:13.489	J. VAN UITERT	22:16:54.052	J. VAN UITERT	1:40.563	15:32.568
30	12:57:57.017	N. DE VRIES	12:59:08.594	N. DE VRIES	1:11.577	1:09:09.678	10	23:15:46.911	J. VAN UITERT	23:16:55.200	G. VAN DER GARBE	1:08.289	16:40.857
31	13:38:25.295	N. DE VRIES	13:39:37.411	N. DE VRIES	1:12.116	1:10:21.794	11	23:59:23.643	G. VAN DER GARBE	00:01:50.497	F. VAN EERD	2:26.854	19:07.711
32	14:18:52.042	N. DE VRIES	14:20:19.158	R. RUSINOV	1:27.116	1:11:48.910	12	00:58:14.299	F. VAN EERD	00:59:23.205	F. VAN EERD	1:08.906	20:16.617
33	15:01:14.211	R. RUSINOV	15:02:25.766	R. RUSINOV	1:11.555	1:13:00.465	13	01:09:25.565	F. VAN EERD	01:10:47.362	F. VAN EERD	1:21.797	21:38.414
34	15:34:42.745	R. RUSINOV	15:36:00.044	R. RUSINOV	1:17.299	1:14:17.764	14	01:53:58.248	F. VAN EERD	01:55:07.252	F. VAN EERD	1:09.004	22:47.418
28 JOTA Oreca 07 - Gibson LMP2							15 02:39:28.520 F. VAN EERD 02:40:37.222 F. VAN EERD 1:08.702 23:56.120						
1 16:51:08.725 S. GELAEL 16:52:32.155 S. GELAEL 1:23.430 1:23.430							16 03:18:32.843 F. VAN EERD 03:19:55.695 G. VAN DER GARBE 1:22.852 25:18.972						
2 17:33:11.586 S. GELAEL 17:34:23.151 S. GELAEL 1:11.565 2:34.995							17 03:59:47.638 G. VAN DER GARBE 04:01:15.812 G. VAN DER GARBE 1:28.174 26:47.146						
3 18:03:10.700 S. GELAEL 18:04:27.052 T. BLOMQVIST 1:16.352 3:51.347							18 04:42:38.734 G. VAN DER GARBE 04:43:56.506 G. VAN DER GARBE 1:17.772 28:04.918						
4 18:37:23.823 T. BLOMQVIST 18:38:28.515 T. BLOMQVIST 1:04.692 4:56.039							19 05:20:17.010 G. VAN DER GARBE 05:21:37.141 J. VAN UITERT 1:20.131 29:25.049						
5 19:15:06.132 T. BLOMQVIST 19:16:17.354 T. BLOMQVIST 1:11.222 6:07.261							20 06:01:15.073 J. VAN UITERT 06:02:24.398 J. VAN UITERT 1:09.325 30:34.374						
6 20:11:05.342 T. BLOMQVIST 20:12:27.823 S. VANDOORNE 1:22.481 7:29.742							21 06:42:08.046 J. VAN UITERT 06:43:18.315 J. VAN UITERT 1:10.269 31:44.643						
7 20:52:15.726 S. VANDOORNE 20:53:27.929 S. VANDOORNE 1:12.203 8:41.945							22 07:23:02.892 J. VAN UITERT 07:24:26.974 F. VAN EERD 1:24.082 33:08.725						
8 21:24:44.066 S. VANDOORNE 21:27:51.700 S. VANDOORNE 3:07.634 11:49.579							23 08:01:51.575 F. VAN EERD 08:02:58.663 F. VAN EERD 1:07.088 34:15.813						
9 21:51:15.101 S. VANDOORNE 21:51:47.551 S. VANDOORNE 32.450 12:22.029							24 08:32:50.674 F. VAN EERD 08:33:53.773 F. VAN EERD 1:03.099 35:18.912						
10 21:55:40.978 S. VANDOORNE 21:57:49.947 S. VANDOORNE 2:08.969 14:30.998							25 09:11:33.149 F. VAN EERD 09:12:53.945 G. VAN DER GARBE 1:20.796 36:39.708						
11 22:18:40.615 S. VANDOORNE 22:20:01.489 S. GELAEL 1:20.874 15:51.872							26 09:53:38.449 G. VAN DER GARBE 09:54:46.772 G. VAN DER GARBE 1:08.323 37:48.031						
12 23:19:18.411 S. GELAEL 23:20:28.504 S. GELAEL 1:10.093 17:01.965							27 10:34:36.601 G. VAN DER GARBE 10:35:55.199 G. VAN DER GARBE 1:18.598 39:06.629						
13 00:04:19.353 S. GELAEL 00:06:57.217 S. GELAEL 2:37.864 19:39.829							28 11:02:31.108 G. VAN DER GARBE 11:03:48.789 J. VAN UITERT 1:17.681 40:24.310						
14 00:59:27.215 S. GELAEL 01:00:52.745 T. BLOMQVIST 1:25.530 21:05.359							29 11:45:24.380 J. VAN UITERT 11:46:32.864 J. VAN UITERT 1:08.484 41:32.794						
15 01:38:04.920 T. BLOMQVIST 01:39:21.309 T. BLOMQVIST 1:16.389 22:21.748							30 12:24:49.855 J. VAN UITERT 12:25:55.383 J. VAN UITERT 1:05.528 42:38.322						
16 02:22:49.942 T. BLOMQVIST 02:24:00.725 T. BLOMQVIST 1:10.783 23:32.531							31 13:05:42.036 J. VAN UITERT 13:07:04.355 G. VAN DER GARBE 1:22.319 44:00.641						
17 03:03:19.737 T. BLOMQVIST 03:04:32.526 T. BLOMQVIST 1:12.789 24:45.320							32 13:46:28.143 G. VAN DER GARBE 13:47:36.791 G. VAN DER GARBE 1:08.648 45:09.289						
18 03:44:14.968 T. BLOMQVIST 03:45:42.854 S. VANDOORNE 1:27.886 26:13.206							33 14:27:09.389 G. VAN DER GARBE 14:28:33.171 J. VAN UITERT 1:23.782 46:33.071						
19 04:25:23.793 S. VANDOORNE 04:27:01.377 S. VANDOORNE 1:37.584 27:50.790							34 15:06:00.041 J. VAN UITERT 15:07:05.425 J. VAN UITERT 1:05.384 47:38.455						
20 05:07:52.266 S. VANDOORNE 05:09:03.873 S. VANDOORNE 1:11.607 29:02.397							35 15:42:59.052 J. VAN UITERT 15:43:51.463 J. VAN UITERT 52.411 48:30.866						
21 05:48:40.952 S. VANDOORNE 05:50:06.741 S. GELAEL 1:25.789 30:28.186							30 Duqueine Team Oreca 07 - Gibson LMP2						
22 06:29:47.339 S. GELAEL 06:31:00.662 S. GELAEL 1:13.323 31:41.509							1 16:39:45.266 G. ROJAS 16:41:06.847 G. ROJAS 1:21.581 1:21.581						
23 07:10:41.007 S. GELAEL 07:11:53.843 S. GELAEL 1:12.836 32:54.345													





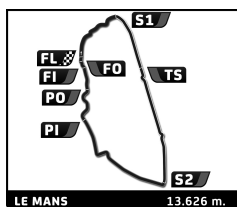
FIA WEC 89^e Edition des 24 Heures du Mans Race

Pit Stop Analysis



No	In Time	In Driver	Out Time	Out Driver	Pit Time	T. Pit Time	No	In Time	In Driver	Out Time	Out Driver	Pit Time	T. Pit Time
2	16:45:32.866	G. ROJAS	16:46:35.803	G. ROJAS	1:02.937	2:24.518	13	01:37:28.930	R. FRIJNS	01:38:41.013	R. FRIJNS	1:12.083	16:04.244
3	17:20:43.931	G. ROJAS	17:21:33.970	G. ROJAS	50.039	3:14.557	14	02:22:42.425	R. FRIJNS	02:24:04.990	C. MILESI	1:22.565	17:26.809
4	17:28:52.511	G. ROJAS	17:30:25.863	R. BINDER	1:33.352	4:47.909	15	03:03:37.546	C. MILESI	03:04:50.496	C. MILESI	1:12.950	18:39.759
5	17:48:54.297	R. BINDER	17:55:11.231	R. BINDER	6:16.934	11:04.843	16	03:44:18.045	C. MILESI	03:45:26.262	C. MILESI	1:08.217	19:47.976
6	18:24:57.047	R. BINDER	18:25:29.278	R. BINDER	32.231	11:37.074	17	04:25:07.491	C. MILESI	04:26:29.769	F. HABSBERG	1:22.278	21:10.254
7	18:36:35.748	R. BINDER	18:37:57.805	R. BINDER	1:22.057	12:59.131	18	05:07:39.385	F. HABSBERG	05:08:48.729	F. HABSBERG	1:09.344	22:19.598
8	19:28:19.999	R. BINDER	19:31:22.210	T. GOMMENDY	3:02.211	16:01.342	19	05:48:36.814	F. HABSBERG	05:49:46.416	F. HABSBERG	1:09.602	23:29.200
9	20:18:47.404	T. GOMMENDY	20:20:03.077	T. GOMMENDY	1:15.673	17:17.015	20	06:29:31.427	F. HABSBERG	06:30:53.648	R. FRIJNS	1:22.221	24:51.421
10	21:00:00.111	T. GOMMENDY	21:01:15.200	T. GOMMENDY	1:15.089	18:32.104	21	07:10:27.890	R. FRIJNS	07:11:36.863	R. FRIJNS	1:08.973	26:00.394
11	21:24:54.638	T. GOMMENDY	21:27:55.010	T. GOMMENDY	3:00.372	21:32.476	22	07:51:14.951	R. FRIJNS	07:52:23.197	R. FRIJNS	1:08.246	27:08.640
12	22:08:50.843	T. GOMMENDY	22:10:12.772	G. ROJAS	1:21.929	22:54.405	23	08:31:58.979	R. FRIJNS	08:33:29.608	C. MILESI	1:30.629	28:39.269
13	22:59:15.539	G. ROJAS	23:00:23.122	G. ROJAS	1:07.583	24:01.988	24	09:13:06.646	C. MILESI	09:14:15.110	C. MILESI	1:08.464	29:47.733
14	23:50:13.617	G. ROJAS	23:51:30.353	G. ROJAS	1:16.736	25:18.724	25	09:55:01.670	C. MILESI	09:56:09.732	C. MILESI	1:08.062	30:55.795
15	00:42:30.629	G. ROJAS	00:43:41.388	G. ROJAS	1:10.759	26:29.483	26	10:35:48.182	C. MILESI	10:37:25.153	F. HABSBERG	1:36.971	32:32.766
16	01:26:32.786	G. ROJAS	01:28:04.974	R. BINDER	1:32.188	28:01.671	27	11:17:36.809	F. HABSBERG	11:18:44.630	F. HABSBERG	1:07.821	33:40.587
17	01:59:36.370	R. BINDER	02:00:40.681	R. BINDER	1:04.311	29:05.982	28	12:00:13.974	F. HABSBERG	12:01:21.294	F. HABSBERG	1:07.320	34:47.907
18	02:42:30.195	R. BINDER	02:43:45.528	R. BINDER	1:15.333	30:21.315	29	12:19:16.637	F. HABSBERG	12:20:09.357	F. HABSBERG	52.720	35:40.627
19	03:23:38.817	R. BINDER	03:24:53.469	R. BINDER	1:14.652	31:35.967	30	13:02:04.763	F. HABSBERG	13:04:12.685	R. FRIJNS	2:07.922	37:48.549
20	04:04:41.888	R. BINDER	04:06:17.746	T. GOMMENDY	1:35.858	33:11.825	31	13:29:35.315	R. FRIJNS	13:30:55.996	R. FRIJNS	1:20.681	39:09.230
21	04:47:26.329	T. GOMMENDY	04:48:41.512	T. GOMMENDY	1:15.183	34:27.008	32	14:10:28.923	R. FRIJNS	14:11:36.784	R. FRIJNS	1:07.861	40:17.091
22	05:07:05.109	T. GOMMENDY	05:08:02.607	T. GOMMENDY	57.498	35:24.506	33	14:51:33.420	R. FRIJNS	14:53:01.683	R. FRIJNS	1:28.263	41:45.354
23	05:47:57.183	T. GOMMENDY	05:49:14.363	T. GOMMENDY	1:17.180	36:41.686	34	15:27:04.800	R. FRIJNS	15:28:07.185	R. FRIJNS	1:02.385	42:47.739
24	06:28:57.947	T. GOMMENDY	06:30:13.850	T. GOMMENDY	1:15.903	37:57.589	32 United Autosports						
25	07:10:01.369	T. GOMMENDY	07:11:48.355	G. ROJAS	1:46.986	39:44.575	Oreca 07 - Gibson LMP2						
26	07:52:01.123	G. ROJAS	07:53:32.481	G. ROJAS	1:31.358	41:15.933	1	16:44:46.764	N. JAMIN	16:46:45.990	N. JAMIN	1:59.226	1:59.226
27	08:29:54.878	G. ROJAS	08:31:06.427	G. ROJAS	1:11.549	42:27.482	2	17:27:40.871	N. JAMIN	17:28:48.780	N. JAMIN	1:07.909	3:07.135
28	09:11:46.657	G. ROJAS	09:13:23.367	R. BINDER	1:36.710	44:04.192	3	18:01:18.744	N. JAMIN	18:02:21.033	N. JAMIN	1:02.291	4:09.426
29	09:49:16.380	R. BINDER	09:50:28.040	R. BINDER	1:11.660	45:15.852	4	18:35:28.860	N. JAMIN	18:37:17.393	J. ABERDEIN	1:48.533	5:57.959
30	10:31:16.457	R. BINDER	10:32:31.213	R. BINDER	1:14.756	46:30.608	5	19:20:40.345	J. ABERDEIN	19:23:38.523	M. MALDONADO	2:58.178	8:56.137
31	10:54:41.808	R. BINDER	10:55:39.792	R. BINDER	57.984	47:28.592	6	20:11:26.077	M. MALDONADO	20:12:32.786	M. MALDONADO	1:06.709	10:02.846
32	11:37:34.126	R. BINDER	11:38:48.043	R. BINDER	1:13.917	48:42.509	7	20:52:35.055	M. MALDONADO	20:53:44.255	M. MALDONADO	1:09.200	11:12.046
33	12:18:26.182	R. BINDER	12:20:08.192	T. GOMMENDY	1:42.010	50:24.519	33 TF Sport						
34	13:02:03.828	T. GOMMENDY	13:03:17.417	T. GOMMENDY	1:13.589	51:38.108	Aston Martin Vantage AMR LMGTE Am						
35	13:42:46.259	T. GOMMENDY	13:44:05.161	T. GOMMENDY	1:18.902	52:57.010	1	16:49:22.397	F. FRAGA	16:50:48.583	F. FRAGA	1:26.186	1:26.186
36	13:48:12.512	T. GOMMENDY	13:49:11.721	T. GOMMENDY	59.209	53:56.219	2	17:45:35.127	F. FRAGA	17:46:56.550	F. FRAGA	1:21.423	2:47.609
37	14:28:38.902	T. GOMMENDY	14:29:52.475	T. GOMMENDY	1:13.573	55:09.792	3	18:38:21.298	F. FRAGA	18:39:51.396	D. PEREIRA	1:30.098	4:17.707
38	15:07:43.818	T. GOMMENDY	15:09:18.889	R. BINDER	1:35.071	56:44.863	4	19:48:56.505	D. PEREIRA	19:50:45.168	B. KEATING	1:48.663	6:06.370
39	15:48:55.829	R. BINDER	15:49:51.032	R. BINDER	55.203	57:40.066	5	20:45:37.245	B. KEATING	20:47:00.250	D. PEREIRA	1:23.005	7:29.375
31 Team WRT													
Oreca 07 - Gibson LMP2													
1	16:47:29.655	R. FRIJNS	16:48:59.926	R. FRIJNS	1:30.271	1:30.271	6	22:06:36.220	D. PEREIRA	22:08:26.228	F. FRAGA	1:50.008	9:19.383
2	17:29:35.263	R. FRIJNS	17:30:43.688	R. FRIJNS	1:08.425	2:38.696	7	22:27:26.672	F. FRAGA	22:30:47.832	F. FRAGA	3:21.160	12:40.543
3	18:03:07.032	R. FRIJNS	18:04:11.271	R. FRIJNS	1:04.239	3:42.935	8	23:41:37.716	F. FRAGA	23:43:07.376	F. FRAGA	1:29.660	14:10.203
4	18:37:10.347	R. FRIJNS	18:38:43.891	C. MILESI	1:33.544	5:16.479	9	00:52:48.101	F. FRAGA	00:54:24.523	D. PEREIRA	1:36.422	15:46.625
5	19:38:51.668	C. MILESI	19:40:03.832	C. MILESI	1:12.164	6:28.643	10	01:50:34.345	D. PEREIRA	01:51:56.058	D. PEREIRA	1:21.713	17:08.338
6	20:20:32.213	C. MILESI	20:21:40.087	C. MILESI	1:07.874	7:36.517	11	02:49:14.354	D. PEREIRA	02:50:53.311	D. PEREIRA	1:38.957	18:47.295
7	21:01:42.930	C. MILESI	21:03:05.201	F. HABSBERG	1:22.271	8:58.788	12	03:45:01.105	D. PEREIRA	03:46:23.294	F. FRAGA	1:22.189	20:09.484
8	22:03:54.518	F. HABSBERG	22:05:01.297	F. HABSBERG	1:06.779	10:05.567	13	04:42:08.139	F. FRAGA	04:43:41.629	F. FRAGA	1:33.490	21:42.974
9	23:01:16.632	F. HABSBERG	23:02:36.659	F. HABSBERG	1:20.027	11:25.594	14	05:37:53.718	F. FRAGA	05:39:22.465	B. KEATING	1:28.747	23:11.721
10	23:47:03.287	F. HABSBERG	23:48:10.380	F. HABSBERG	1:07.093	12:32.687	15	06:35:10.502	B. KEATING	06:36:44.462	B. KEATING	1:33.960	24:45.681
11	00:42:26.593	F. HABSBERG	00:43:49.229	R. FRIJNS	1:22.636	13:55.323	16	07:31:35.603	B. KEATING	07:32:56.168	B. KEATING	1:20.565	26:06.246
12	01:03:11.802	R. FRIJNS	01:04:08.640	R. FRIJNS	56.838	14:52.161	17	08:27:55.186	B. KEATING	08:29:27.825	D. PEREIRA	1:32.639	27:38.885
							18	09:23:58.693	D. PEREIRA	09:25:23.833	D. PEREIRA	1:25.140	29:04.025
							19	10:21:36.414	D. PEREIRA	10:23:08.951	D. PEREIRA	1:32.537	30:36.562





FIA WEC 89^e Edition des 24 Heures du Mans Race

Pit Stop Analysis



Table with 12 columns: No, In Time, In Driver, Out Time, Out Driver, Pit Time, T. Pit Time. Rows 20-25.

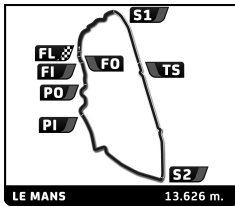
Table for Inter Europol Competition (Oreca 07 - Gibson) LMP2. Rows 1-34.

Table with 12 columns: No, In Time, In Driver, Out Time, Out Driver, Pit Time, T. Pit Time. Rows 9-31.

Table for JOTA (Oreca 07 - Gibson) LMP2. Rows 1-27.

Table for Alpine Elf Matmut (Alpine A480 - Gibson) HYPERCAR. Rows 1-8.



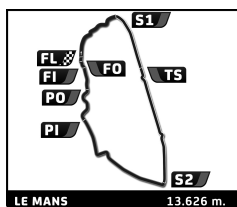


FIA WEC
89^e Edition des 24 Heures du Mans
Race

Pit Stop Analysis



No	In Time	In Driver	Out Time	Out Driver	Pit Time	T. Pit Time	No	In Time	In Driver	Out Time	Out Driver	Pit Time	T. Pit Time
28	12:46:54.812	A. DAVIDSON	12:48:05.845	A. DAVIDSON	1:11.033	1:02:19.404	13	01:38:08.701	R. KUBICA	01:39:48.146	Y. YE	1:39.445	16:03.745
29	13:27:36.311	A. DAVIDSON	13:29:00.525	R. GONZALEZ	1:24.214	1:03:43.618	14	02:19:42.953	Y. YE	02:20:49.708	Y. YE	1:06.755	17:10.500
30	14:08:40.056	R. GONZALEZ	14:09:52.223	R. GONZALEZ	1:12.167	1:04:55.785	15	03:00:16.317	Y. YE	03:01:26.441	Y. YE	1:10.124	18:20.624
31	14:49:41.090	R. GONZALEZ	14:51:04.860	A. DA COSTA	1:23.770	1:06:19.555	16	03:40:49.935	Y. YE	03:42:00.208	Y. YE	1:10.273	19:30.897
32	15:31:56.587	A. DA COSTA	15:33:22.572	A. DA COSTA	1:25.985	1:07:45.540	17	04:21:23.347	Y. YE	04:23:00.325	L. DELETRAZ	1:36.978	21:07.875
39 SO24-Dirob by Graff Oreca 07 - Gibson LMP2 P/A							18	05:04:02.929	L. DELETRAZ	05:05:13.197	L. DELETRAZ	1:10.268	22:18.143
1	16:57:32.483	A. ROBIN	16:59:04.295	A. ROBIN	1:31.812	1:31.812	19	05:34:23.406	L. DELETRAZ	05:35:39.707	L. DELETRAZ	1:16.301	23:34.444
2	17:40:41.202	A. ROBIN	17:41:53.661	A. ROBIN	1:12.459	2:44.271	20	06:15:29.726	L. DELETRAZ	06:16:38.951	L. DELETRAZ	1:09.225	24:43.669
3	18:19:51.345	A. ROBIN	18:21:18.650	V. CAPILLAIRE	1:27.305	4:11.576	21	06:56:33.381	L. DELETRAZ	06:57:42.262	L. DELETRAZ	1:08.881	25:52.550
4	19:03:24.214	V. CAPILLAIRE	19:04:37.136	V. CAPILLAIRE	1:12.922	5:24.498	22	07:37:21.859	L. DELETRAZ	07:38:49.881	R. KUBICA	1:28.022	27:20.572
5	20:00:38.494	V. CAPILLAIRE	20:01:50.662	V. CAPILLAIRE	1:12.168	6:36.666	23	08:18:21.760	R. KUBICA	08:19:31.022	R. KUBICA	1:09.262	28:29.834
6	20:42:41.083	V. CAPILLAIRE	20:44:14.711	M. ROBIN	1:33.628	8:10.294	24	08:59:56.261	R. KUBICA	09:01:04.661	R. KUBICA	1:08.400	29:38.234
7	21:34:53.259	M. ROBIN	21:36:17.907	M. ROBIN	1:24.648	9:34.942	25	09:40:43.148	R. KUBICA	09:42:08.807	Y. YE	1:25.659	31:03.893
8	22:32:01.515	M. ROBIN	22:35:59.348	M. ROBIN	3:57.833	13:32.775	26	10:23:19.903	Y. YE	10:24:29.036	Y. YE	1:09.133	32:13.026
9	23:30:37.694	M. ROBIN	23:32:11.911	A. ROBIN	1:34.217	15:06.992	27	10:49:22.912	Y. YE	10:50:22.462	Y. YE	59.550	33:12.576
10	00:29:18.271	A. ROBIN	00:30:32.216	A. ROBIN	1:13.945	16:20.937	28	11:32:29.951	Y. YE	11:33:53.446	L. DELETRAZ	1:23.495	34:36.071
11	01:14:37.127	A. ROBIN	01:15:50.262	A. ROBIN	1:13.135	17:34.072	29	12:13:19.559	L. DELETRAZ	12:14:36.029	L. DELETRAZ	1:16.470	35:52.541
12	01:59:21.802	A. ROBIN	02:00:56.464	V. CAPILLAIRE	1:34.662	19:08.734	30	12:56:25.559	L. DELETRAZ	12:57:35.094	L. DELETRAZ	1:09.535	37:02.076
13	02:43:21.961	V. CAPILLAIRE	02:44:41.565	V. CAPILLAIRE	1:19.604	20:28.338	31	13:37:09.924	L. DELETRAZ	13:38:32.074	Y. YE	1:22.150	38:24.226
14	03:24:59.465	V. CAPILLAIRE	03:26:14.584	V. CAPILLAIRE	1:15.119	21:43.457	32	14:17:39.882	Y. YE	14:18:50.217	Y. YE	1:10.335	39:34.561
15	04:06:37.847	V. CAPILLAIRE	04:08:10.980	M. ROBIN	1:33.133	23:16.590	33	14:54:43.889	Y. YE	14:55:51.190	Y. YE	1:07.301	40:41.862
16	04:50:48.099	M. ROBIN	04:52:00.556	M. ROBIN	1:12.457	24:29.047	34	15:30:04.533	Y. YE	15:31:22.754	Y. YE	1:18.221	42:00.083
17	05:33:13.927	M. ROBIN	05:34:29.970	M. ROBIN	1:16.043	25:45.090	44 ARC Bratislava Oreca 07 - Gibson LMP2 P/A						
18	06:15:52.314	M. ROBIN	06:17:31.693	A. ROBIN	1:39.379	27:24.469	1	16:44:08.350	O. WEBB	16:45:41.576	O. WEBB	1:33.226	1:33.226
19	06:58:41.174	A. ROBIN	06:59:56.921	A. ROBIN	1:15.747	28:40.216	2	17:22:46.199	O. WEBB	17:23:59.935	O. WEBB	1:13.736	2:46.962
20	07:41:11.787	A. ROBIN	07:42:24.108	A. ROBIN	1:12.321	29:52.537	3	18:00:03.755	O. WEBB	18:01:17.102	O. WEBB	1:13.347	4:00.309
21	08:23:28.572	A. ROBIN	08:25:03.442	V. CAPILLAIRE	1:34.870	31:27.407	4	18:38:53.652	O. WEBB	18:41:09.468	M. KONOPKA	2:15.816	6:16.125
22	09:05:37.959	V. CAPILLAIRE	09:06:56.113	V. CAPILLAIRE	1:18.154	32:45.561	5	19:53:20.239	M. KONOPKA	19:55:33.876	M. KONOPKA	2:13.637	8:29.762
23	09:46:50.587	V. CAPILLAIRE	09:48:06.160	V. CAPILLAIRE	1:15.573	34:01.134	6	19:59:53.946	M. KONOPKA	20:01:17.020	M. KONOPKA	1:23.074	9:52.836
24	10:30:33.912	V. CAPILLAIRE	10:32:03.563	M. ROBIN	1:29.651	35:30.785	7	20:39:52.276	M. KONOPKA	20:41:21.754	M. KONOPKA	1:29.478	11:22.314
25	11:13:57.715	M. ROBIN	11:15:10.425	M. ROBIN	1:12.710	36:43.495	8	21:24:53.284	M. KONOPKA	21:27:59.506	M. KONOPKA	3:06.222	14:28.536
26	11:58:00.059	M. ROBIN	11:59:30.943	A. ROBIN	1:30.884	38:14.379	9	22:17:41.228	M. KONOPKA	22:23:38.372	M. KONOPKA	5:57.144	20:25.680
27	12:42:40.342	A. ROBIN	12:43:52.861	A. ROBIN	1:12.519	39:26.898	10	23:19:55.939	M. KONOPKA	23:21:10.135	M. KONOPKA	1:14.196	21:39.876
28	13:24:38.033	A. ROBIN	13:26:05.696	A. ROBIN	1:27.663	40:54.561	11	00:01:03.556	M. KONOPKA	00:04:54.858	O. WEBB	3:51.302	25:31.178
29	14:06:45.665	A. ROBIN	14:08:17.378	V. CAPILLAIRE	1:31.713	42:26.274	12	00:54:56.276	O. WEBB	00:56:13.863	O. WEBB	1:17.587	26:48.765
30	14:48:02.619	V. CAPILLAIRE	14:49:53.711	V. CAPILLAIRE	1:51.092	44:17.366	13	01:33:46.774	O. WEBB	01:35:01.108	O. WEBB	1:14.334	28:03.099
31	15:31:47.013	V. CAPILLAIRE	15:32:56.303	V. CAPILLAIRE	1:09.290	45:26.656	14	02:15:33.152	O. WEBB	02:17:29.239	M. KONOPKA	1:56.087	29:59.186
41 Team WRT Oreca 07 - Gibson LMP2							15	02:57:50.888	M. KONOPKA	02:59:06.941	M. KONOPKA	1:16.053	31:15.239
1	16:47:11.028	R. KUBICA	16:48:32.554	R. KUBICA	1:21.526	1:21.526	16	03:41:23.771	M. KONOPKA	03:45:21.200	M. KONOPKA	3:57.429	35:12.668
2	17:29:22.243	R. KUBICA	17:30:31.298	R. KUBICA	1:09.055	2:30.581	17	04:22:37.733	M. KONOPKA	04:24:34.845	M. KONOPKA	1:57.112	37:09.780
3	18:03:03.050	R. KUBICA	18:04:08.091	R. KUBICA	1:05.041	3:35.622	18	05:03:04.119	M. KONOPKA	05:05:24.767	M. KONOPKA	2:20.648	39:30.428
4	18:45:08.321	R. KUBICA	18:46:32.205	Y. YE	1:23.884	4:59.506	19	05:42:34.994	M. KONOPKA	05:44:28.380	O. WEBB	1:53.386	41:23.814
5	19:37:46.735	Y. YE	19:38:51.593	Y. YE	1:04.858	6:04.364	20	06:20:49.710	O. WEBB	06:22:06.109	O. WEBB	1:16.399	42:40.213
6	20:19:13.490	Y. YE	20:20:22.782	Y. YE	1:09.292	7:13.656	21	06:58:26.525	O. WEBB	06:59:43.550	O. WEBB	1:17.025	43:57.238
7	21:00:00.649	Y. YE	21:01:23.492	L. DELETRAZ	1:22.843	8:36.499	22	07:36:01.192	O. WEBB	07:39:01.645	M. KONOPKA	3:00.453	46:57.691
8	22:03:22.510	L. DELETRAZ	22:04:28.403	L. DELETRAZ	1:05.893	9:42.392	23	08:17:06.088	M. KONOPKA	08:18:23.200	M. KONOPKA	1:17.112	48:14.803
9	23:01:10.560	L. DELETRAZ	23:02:16.544	L. DELETRAZ	1:05.984	10:48.376	24	08:56:28.437	M. KONOPKA	08:58:09.244	M. KONOPKA	1:40.807	49:55.610
10	23:43:37.067	L. DELETRAZ	23:45:07.041	R. KUBICA	1:29.974	12:18.350	25	09:35:40.930	M. KONOPKA	09:37:54.863	M. KONOPKA	2:13.933	52:09.543
11	00:39:51.240	R. KUBICA	00:40:57.773	R. KUBICA	1:06.533	13:24.883	26	10:17:00.838	M. KONOPKA	10:18:15.018	M. KONOPKA	1:14.180	53:23.723
12	01:03:48.683	R. KUBICA	01:04:48.100	R. KUBICA	59.417	14:24.300	27	10:51:28.076	M. KONOPKA	10:53:23.613	M. KONOPKA	1:55.537	55:19.260
							28	11:32:44.047	M. KONOPKA	11:34:28.853	O. WEBB	1:44.806	57:04.066



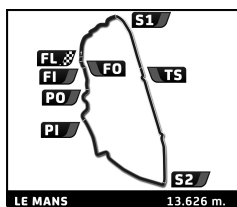
FIA WEC 89^e Edition des 24 Heures du Mans Race

Pit Stop Analysis



No	In Time	In Driver	Out Time	Out Driver	Pit Time	T. Pit Time	No	In Time	In Driver	Out Time	Out Driver	Pit Time	T. Pit Time
29	12:10:38.848	O. WEBB	12:11:52.439	O. WEBB	1:13.591	58:17.657	23	08:30:45.928	P. LAFARGUE	08:31:52.633	P. LAFARGUE	1:06.705	33:03.753
30	12:43:17.093	O. WEBB	12:44:39.070	O. WEBB	1:21.977	59:39.634	24	09:12:46.365	P. LAFARGUE	09:14:13.060	P. PILET	1:26.695	34:30.448
31	13:20:51.164	O. WEBB	13:23:16.653	M. KONOPKA	2:25.489	1:02:05.123	25	09:50:05.137	P. PILET	09:51:14.854	P. PILET	1:09.717	35:40.165
32	14:00:24.407	M. KONOPKA	14:01:41.181	M. KONOPKA	1:16.774	1:03:21.897	26	10:31:55.816	P. PILET	10:33:31.821	P. LAFARGUE	1:36.005	37:16.170
33	14:38:51.122	M. KONOPKA	14:40:37.529	M. KONOPKA	1:46.407	1:05:08.304	27	10:51:56.743	P. LAFARGUE	10:52:54.334	P. LAFARGUE	57.591	38:13.761
34	15:19:25.087	M. KONOPKA	15:21:40.095	M. KONOPKA	2:15.008	1:07:23.312	28	11:35:47.404	P. LAFARGUE	11:36:59.991	P. LAFARGUE	1:12.587	39:26.348
35	15:37:10.871	M. KONOPKA	15:38:13.659	M. KONOPKA	1:02.788	1:08:26.100	29	11:59:21.255	P. LAFARGUE	12:00:38.338	P. CHATIN	1:17.083	40:43.431
46	Team Project 1 Porsche 911 RSR - 19 LMGTE Am						30	12:42:23.458	P. CHATIN	12:43:35.656	P. CHATIN	1:12.198	41:55.629
1	16:45:45.528	D. OLSEN	16:47:18.995	D. OLSEN	1:33.467	1:33.467	31	13:22:59.847	P. CHATIN	13:24:27.153	P. CHATIN	1:27.306	43:22.935
2	17:43:07.267	D. OLSEN	17:44:54.242	R. FOLEY	1:46.975	3:20.442	32	14:03:50.674	P. CHATIN	14:05:03.122	P. CHATIN	1:12.448	44:35.383
3	18:37:12.741	R. FOLEY	18:38:47.036	R. FOLEY	1:34.295	4:54.737	33	14:44:44.353	P. CHATIN	14:46:11.429	P. PILET	1:27.076	46:02.459
4	19:37:46.150	R. FOLEY	19:39:16.610	A. BUCHARDT	1:30.460	6:25.197	34	15:27:26.894	P. PILET	15:28:38.542	P. PILET	1:11.648	47:14.107
5	20:41:40.429	A. BUCHARDT	20:43:05.569	A. BUCHARDT	1:25.140	7:50.337	35	15:50:25.076	P. PILET	15:51:10.143	P. PILET	45.067	47:59.174
6	21:11:09.468	A. BUCHARDT	21:27:57.438	D. OLSEN	16:47.970	24:38.307	49	High Class Racing Oreca 07 - Gibson LMP2					
7	22:46:27.296	D. OLSEN	22:47:51.309	D. OLSEN	1:24.013	26:02.320	1	16:47:42.475	K. MAGNUSSEN	16:49:38.221	K. MAGNUSSEN	1:55.746	1:55.746
8	23:48:19.850	D. OLSEN	23:49:55.044	D. OLSEN	1:35.194	27:37.514	2	17:30:34.168	K. MAGNUSSEN	17:31:52.739	K. MAGNUSSEN	1:18.571	3:14.317
9	01:00:47.434	D. OLSEN	01:02:12.235	R. FOLEY	1:24.801	29:02.315	3	18:01:08.784	K. MAGNUSSEN	18:02:13.439	K. MAGNUSSEN	1:04.655	4:18.972
10	02:00:52.601	R. FOLEY	02:02:30.451	R. FOLEY	1:37.850	30:40.165	4	18:35:43.066	K. MAGNUSSEN	18:37:21.550	A. FJORBACH	1:38.484	5:57.456
47	Cetilar Racing Ferrari 488 GTE Evo LMGTE Am						5	19:28:12.536	A. FJORBACH	19:31:19.729	A. FJORBACH	3:07.193	9:04.649
1	16:48:57.650	A. FUOCO	16:50:24.152	A. FUOCO	1:26.502	1:26.502	6	20:16:15.711	A. FJORBACH	20:18:52.507	J. MAGNUSSEN	2:36.796	11:41.445
2	17:49:33.611	A. FUOCO	17:51:00.015	A. FUOCO	1:26.404	2:52.906	7	20:59:24.089	J. MAGNUSSEN	21:02:02.469	J. MAGNUSSEN	2:38.380	14:19.825
3	18:42:38.231	A. FUOCO	18:44:07.772	G. SERNAGIOTTO	1:29.541	4:22.447	8	22:03:16.353	J. MAGNUSSEN	22:14:59.954	K. MAGNUSSEN	11:43.601	26:03.426
4	19:58:04.813	G. SERNAGIOTTO	19:59:30.153	G. SERNAGIOTTO	1:25.340	5:47.787	9	23:15:10.634	K. MAGNUSSEN	23:16:31.158	K. MAGNUSSEN	1:20.524	27:23.950
5	20:58:16.829	G. SERNAGIOTTO	21:00:03.161	R. LACORTE	1:46.332	7:34.119	10	23:58:48.165	K. MAGNUSSEN	00:01:41.854	K. MAGNUSSEN	2:53.689	30:17.639
6	21:47:32.329	R. LACORTE	21:48:46.460	R. LACORTE	1:14.131	8:48.250	11	00:56:30.350	K. MAGNUSSEN	00:58:02.071	A. FJORBACH	1:31.721	31:49.360
48	IDEC Sport Oreca 07 - Gibson LMP2						12	01:36:15.135	A. FJORBACH	01:37:26.695	A. FJORBACH	1:11.560	33:00.920
1	16:50:09.095	P. PILET	16:51:34.678	P. PILET	1:25.583	1:25.583	13	02:22:41.921	A. FJORBACH	02:23:50.143	A. FJORBACH	1:08.222	34:09.142
2	17:32:01.239	P. PILET	17:33:13.729	P. PILET	1:12.490	2:38.073	14	02:57:00.336	A. FJORBACH	02:58:35.911	J. MAGNUSSEN	1:35.575	35:44.717
3	18:02:07.599	P. PILET	18:03:27.892	P. CHATIN	1:20.293	3:58.366	15	03:35:17.179	J. MAGNUSSEN	03:36:32.644	J. MAGNUSSEN	1:15.465	37:00.182
4	18:36:33.283	P. CHATIN	18:37:39.313	P. CHATIN	1:06.030	5:04.396	16	04:16:51.808	J. MAGNUSSEN	04:18:05.951	J. MAGNUSSEN	1:14.143	38:14.325
5	19:20:48.204	P. CHATIN	19:23:44.438	P. LAFARGUE	2:56.234	8:00.630	17	05:00:47.992	J. MAGNUSSEN	05:12:28.788	K. MAGNUSSEN	11:40.796	49:55.121
6	20:12:07.277	P. LAFARGUE	20:13:17.562	P. LAFARGUE	1:10.285	9:10.915	18	05:52:39.008	K. MAGNUSSEN	05:53:54.816	K. MAGNUSSEN	1:15.808	51:10.929
7	20:53:44.517	P. LAFARGUE	20:54:58.924	P. LAFARGUE	1:14.407	10:25.322	19	06:33:55.300	K. MAGNUSSEN	06:35:12.584	K. MAGNUSSEN	1:17.284	52:28.213
8	21:34:57.494	P. LAFARGUE	21:36:22.756	P. PILET	1:25.262	11:50.584	20	06:42:37.212	K. MAGNUSSEN	07:00:01.974	A. FJORBACH	17:24.762	1:09:52.975
9	22:21:24.998	P. PILET	22:23:33.190	P. PILET	2:08.192	13:58.776	21	07:03:57.992	A. FJORBACH	07:21:17.892	A. FJORBACH	17:19.900	1:27:12.875
10	23:14:26.018	P. PILET	23:15:32.185	P. PILET	1:06.167	15:04.943	22	07:25:13.225	A. FJORBACH	07:29:33.367	A. FJORBACH	4:20.142	1:31:33.017
11	23:57:33.783	P. PILET	23:59:55.951	P. CHATIN	2:22.168	17:27.111	23	08:02:23.975	A. FJORBACH	08:03:35.250	A. FJORBACH	1:11.275	1:32:44.292
12	00:55:42.121	P. CHATIN	00:56:55.328	P. CHATIN	1:13.207	18:40.318	24	08:40:33.231	A. FJORBACH	08:41:48.397	A. FJORBACH	1:15.166	1:33:59.458
13	01:37:43.537	P. CHATIN	01:38:55.501	P. CHATIN	1:11.964	19:52.282	25	09:18:21.405	A. FJORBACH	09:19:50.924	J. MAGNUSSEN	1:29.519	1:35:28.977
14	02:22:43.326	P. CHATIN	02:24:16.572	P. LAFARGUE	1:33.246	21:25.528	26	09:58:17.657	J. MAGNUSSEN	09:59:29.989	J. MAGNUSSEN	1:12.332	1:36:41.309
15	03:05:01.066	P. LAFARGUE	03:06:13.961	P. LAFARGUE	1:12.895	22:38.423	27	10:36:06.073	J. MAGNUSSEN	10:37:32.546	J. MAGNUSSEN	1:26.473	1:38:07.782
16	03:47:03.637	P. LAFARGUE	03:48:34.347	P. PILET	1:30.710	24:09.133	28	11:14:40.481	J. MAGNUSSEN	11:16:12.105	K. MAGNUSSEN	1:31.624	1:39:39.406
17	04:28:25.189	P. PILET	04:29:37.919	P. PILET	1:12.730	25:21.863	29	11:54:12.914	K. MAGNUSSEN	11:55:26.929	K. MAGNUSSEN	1:14.015	1:40:53.421
18	05:10:48.736	P. PILET	05:12:01.919	P. PILET	1:13.183	26:35.046	30	12:37:33.603	K. MAGNUSSEN	12:39:13.469	A. FJORBACH	1:39.866	1:42:33.287
19	05:52:04.306	P. PILET	05:53:31.318	P. CHATIN	1:27.012	28:02.058	31	13:15:27.832	A. FJORBACH	13:16:41.905	A. FJORBACH	1:14.073	1:43:47.360
20	06:33:25.529	P. CHATIN	06:34:38.536	P. CHATIN	1:13.007	29:15.065	32	13:56:47.435	A. FJORBACH	13:58:27.520	J. MAGNUSSEN	1:40.085	1:45:27.445
21	07:14:17.902	P. CHATIN	07:15:30.494	P. CHATIN	1:12.592	30:27.657	33	14:34:47.468	J. MAGNUSSEN	14:35:59.967	J. MAGNUSSEN	1:12.499	1:46:39.944
22	07:55:18.161	P. CHATIN	07:56:47.552	P. LAFARGUE	1:29.391	31:57.048	34	15:14:04.504	J. MAGNUSSEN	15:15:34.542	J. MAGNUSSEN	1:30.038	1:48:09.982
51	AF Corse Ferrari 488 GTE Evo LMGTE Pro						35	15:46:59.380	J. MAGNUSSEN	15:48:11.645	J. MAGNUSSEN	1:12.265	1:49:22.247





FIA WEC 89^e Edition des 24 Heures du Mans Race

Pit Stop Analysis



No	In Time	In Driver	Out Time	Out Driver	Pit Time	T. Pit Time	No	In Time	In Driver	Out Time	Out Driver	Pit Time	T. Pit Time
1	16:48:44.176	J. CALADO	16:50:02.588	J. CALADO	1:18.412	1:18.412	3	18:02:39.363	F. CASTELLACCI	18:03:29.800	F. CASTELLACCI	50.437	3:52.485
2	17:48:04.459	J. CALADO	17:49:32.430	A. PIER GUIDI	1:27.971	2:46.383	4	18:43:33.462	F. CASTELLACCI	18:44:42.470	F. CASTELLACCI	1:09.008	5:01.493
3	18:48:47.880	A. PIER GUIDI	18:50:16.397	A. PIER GUIDI	1:28.517	4:14.900	5	19:59:16.670	F. CASTELLACCI	20:00:55.896	T. FLOHR	1:39.226	6:40.719
4	20:02:53.610	A. PIER GUIDI	20:04:22.048	C. LEDOGAR	1:28.438	5:43.338	6	21:01:01.658	T. FLOHR	21:02:27.964	G. FISICHELLA	1:26.306	8:07.025
5	21:02:10.894	C. LEDOGAR	21:03:31.350	C. LEDOGAR	1:20.456	7:03.794	7	22:22:35.155	G. FISICHELLA	22:24:13.044	T. FLOHR	1:37.889	9:44.914
6	22:30:13.223	C. LEDOGAR	22:32:48.800	J. CALADO	2:35.577	9:39.371	8	23:47:40.159	T. FLOHR	23:49:23.277	F. CASTELLACCI	1:43.118	11:28.032
7	23:46:29.524	J. CALADO	23:47:46.498	J. CALADO	1:16.974	10:56.345	9	00:59:44.812	F. CASTELLACCI	01:01:07.490	F. CASTELLACCI	1:22.678	12:50.710
8	01:01:03.932	J. CALADO	01:02:32.739	A. PIER GUIDI	1:28.807	12:25.152	10	01:59:23.934	F. CASTELLACCI	02:00:43.437	F. CASTELLACCI	1:19.503	14:10.213
9	02:03:42.599	A. PIER GUIDI	02:05:09.271	A. PIER GUIDI	1:26.672	13:51.824	11	02:57:26.063	F. CASTELLACCI	02:58:59.153	G. FISICHELLA	1:33.090	15:43.303
10	03:03:59.799	A. PIER GUIDI	03:05:13.902	A. PIER GUIDI	1:14.103	15:05.927	12	03:53:23.122	G. FISICHELLA	03:54:49.688	G. FISICHELLA	1:26.566	17:09.869
11	04:02:48.679	A. PIER GUIDI	04:04:14.885	C. LEDOGAR	1:26.206	16:32.133	13	04:46:50.290	G. FISICHELLA	04:48:06.682	G. FISICHELLA	1:16.392	18:26.261
12	05:03:13.290	C. LEDOGAR	05:04:27.536	C. LEDOGAR	1:14.246	17:46.379	14	05:42:51.719	G. FISICHELLA	05:44:25.618	T. FLOHR	1:33.899	20:00.160
13	06:02:15.827	C. LEDOGAR	06:03:41.285	J. CALADO	1:25.458	19:11.837	15	06:44:53.632	T. FLOHR	06:46:16.669	T. FLOHR	1:23.037	21:23.197
14	07:01:09.030	J. CALADO	07:02:23.725	J. CALADO	1:14.695	20:26.532	16	07:46:33.175	T. FLOHR	07:48:08.274	F. CASTELLACCI	1:35.099	22:58.296
15	07:59:52.030	J. CALADO	08:01:17.300	A. PIER GUIDI	1:25.270	21:51.802	17	08:31:05.296	F. CASTELLACCI	08:32:27.864	F. CASTELLACCI	1:22.568	24:20.864
16	08:31:45.802	A. PIER GUIDI	08:32:42.620	A. PIER GUIDI	56.818	22:48.620	18	09:27:15.755	F. CASTELLACCI	09:28:48.950	F. CASTELLACCI	1:33.195	25:54.059
17	09:30:16.982	A. PIER GUIDI	09:31:43.867	C. LEDOGAR	1:26.885	24:15.505	19	10:25:11.744	G. FISICHELLA	10:26:50.647	T. FLOHR	1:38.903	27:32.962
18	10:31:23.555	C. LEDOGAR	10:33:39.761	C. LEDOGAR	2:16.206	26:31.711	20	10:51:02.352	T. FLOHR	10:52:02.851	T. FLOHR	1:00.499	28:33.461
19	11:33:39.462	C. LEDOGAR	11:35:07.355	J. CALADO	1:27.893	27:59.604	21	11:15:24.311	T. FLOHR	11:46:04.122	T. FLOHR	30:39.811	59:13.272
20	12:34:36.726	J. CALADO	12:35:59.656	J. CALADO	1:22.930	29:22.534	22	12:36:47.198	T. FLOHR	12:38:21.550	F. CASTELLACCI	1:34.352	1:00:47.624
21	13:25:37.314	J. CALADO	13:26:59.300	A. PIER GUIDI	1:21.986	30:44.520	23	13:33:19.201	F. CASTELLACCI	13:34:40.305	F. CASTELLACCI	1:21.104	1:02:08.728
22	14:20:27.873	A. PIER GUIDI	14:21:47.727	A. PIER GUIDI	1:19.854	32:04.374	24	14:29:54.726	F. CASTELLACCI	14:31:28.055	G. FISICHELLA	1:33.329	1:03:42.057
23	15:17:01.714	A. PIER GUIDI	15:18:25.254	A. PIER GUIDI	1:23.540	33:27.914	25	15:27:35.747	G. FISICHELLA	15:28:56.036	G. FISICHELLA	1:20.289	1:05:02.346

52 AF Corse Ferrari 488 GTE Evo LMGTE Pro

1	16:44:36.407	M. MOLINA	16:45:54.169	M. MOLINA	1:17.762	1:17.762
2	17:44:09.419	M. MOLINA	17:45:36.230	D. SERRA	1:26.811	2:44.573
3	18:44:31.763	D. SERRA	18:45:46.753	D. SERRA	1:14.990	3:59.563
4	19:59:08.424	D. SERRA	20:00:37.800	S. BIRD	1:29.376	5:28.939
5	20:54:32.163	S. BIRD	20:55:43.783	S. BIRD	1:11.620	6:40.559
6	22:19:29.601	S. BIRD	22:21:01.089	M. MOLINA	1:31.488	8:12.047
7	23:39:22.472	M. MOLINA	23:40:39.029	M. MOLINA	1:16.557	9:28.604
8	00:37:10.431	M. MOLINA	00:38:29.757	D. SERRA	1:19.326	10:47.930
9	01:34:44.669	D. SERRA	01:35:56.889	D. SERRA	1:12.220	12:00.150
10	02:37:21.089	D. SERRA	02:38:50.133	S. BIRD	1:29.044	13:29.194
11	03:36:25.096	S. BIRD	03:37:39.623	S. BIRD	1:14.527	14:43.721
12	04:36:38.475	S. BIRD	04:38:05.702	M. MOLINA	1:27.227	16:10.948
13	05:35:38.885	M. MOLINA	05:36:53.468	M. MOLINA	1:14.583	17:25.531
14	05:48:40.342	M. MOLINA	06:20:25.655	D. SERRA	31:45.313	49:10.844
15	07:14:08.549	D. SERRA	07:15:55.648	D. SERRA	1:47.099	50:57.943
16	08:09:30.593	D. SERRA	08:10:42.421	D. SERRA	1:11.828	52:09.771
17	09:08:49.549	D. SERRA	09:10:17.404	S. BIRD	1:27.855	53:37.626
18	09:54:53.197	S. BIRD	10:15:55.002	M. MOLINA	21:01.805	1:14:39.431
19	11:10:36.021	M. MOLINA	11:11:47.843	M. MOLINA	1:11.822	1:15:51.253
20	12:11:33.114	M. MOLINA	12:12:59.826	S. BIRD	1:26.712	1:17:17.965
21	13:12:41.484	S. BIRD	13:14:08.803	S. BIRD	1:27.319	1:18:45.284
22	14:11:22.454	S. BIRD	14:12:51.332	D. SERRA	1:28.878	1:20:14.162
23	15:11:59.103	D. SERRA	15:13:30.056	D. SERRA	1:30.953	1:21:45.115

54 AF Corse Ferrari 488 GTE Evo LMGTE Am

1	16:49:17.588	G. FISICHELLA	16:50:46.094	G. FISICHELLA	1:28.506	1:28.506
2	17:45:31.144	G. FISICHELLA	17:47:04.686	F. CASTELLACCI	1:33.542	3:02.048

55 Spirit of Race Ferrari 488 GTE Evo LMGTE Am

1	16:50:03.411	M. GRIFFIN	16:51:31.415	M. GRIFFIN	1:28.004	1:28.004
2	17:46:46.612	M. GRIFFIN	17:48:06.654	M. GRIFFIN	1:20.042	2:48.046
3	18:35:53.304	M. GRIFFIN	18:37:23.178	D. PEREL	1:29.874	4:17.920
4	19:47:26.511	D. PEREL	19:48:49.765	D. PEREL	1:23.254	5:41.174
5	20:43:37.951	D. PEREL	20:45:10.823	D. CAMERON	1:32.872	7:14.046
6	22:07:32.575	D. CAMERON	22:08:57.553	D. CAMERON	1:24.978	8:39.024
7	22:21:45.348	D. CAMERON	22:23:39.670	D. CAMERON	1:54.322	10:33.346
8	23:26:28.535	D. CAMERON	23:29:20.323	M. GRIFFIN	2:51.788	13:25.134

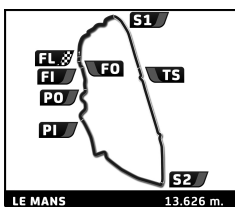
56 Team Project 1 Porsche 911 RSR - 19 LMGTE Am

1	16:49:26.963	M. CAIROLI	16:50:59.415	M. CAIROLI	1:32.452	1:32.452
2	17:46:12.968	M. CAIROLI	17:47:35.607	M. CAIROLI	1:22.639	2:55.091
3	18:35:01.179	M. CAIROLI	18:36:30.344	R. PERA	1:29.165	4:24.256
4	19:51:27.198	R. PERA	19:52:53.424	R. PERA	1:26.226	5:50.482
5	20:47:50.960	R. PERA	20:49:23.941	E. PERFETTI	1:32.981	7:23.463
6	22:10:40.976	E. PERFETTI	22:12:06.365	E. PERFETTI	1:25.389	8:48.852

57 Kessel Racing Ferrari 488 GTE Evo LMGTE Am

1	16:49:14.813	M. JENSEN	16:50:36.041	M. JENSEN	1:21.228	1:21.228
2	17:45:40.928	M. JENSEN	17:47:01.508	M. JENSEN	1:20.580	2:41.808
3	18:42:54.284	M. JENSEN	18:44:30.512	S. ANDREWS	1:36.228	4:18.036
4	19:58:00.728	S. ANDREWS	19:59:27.436	S. ANDREWS	1:26.708	5:44.744
5	20:54:04.401	S. ANDREWS	20:55:25.473	S. ANDREWS	1:21.072	7:05.816
6	21:36:14.688	S. ANDREWS	21:37:29.053	M. JENSEN	1:14.365	8:20.181
7	22:32:20.842	M. JENSEN	22:36:03.610	T. KIMURA	3:42.768	12:02.949
8	23:51:20.842	T. KIMURA	23:52:52.894	T. KIMURA	1:32.052	13:35.001





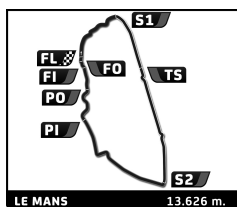
FIA WEC 89^e Edition des 24 Heures du Mans Race

Pit Stop Analysis



No	In Time	In Driver	Out Time	Out Driver	Pit Time	T. Pit Time	No	In Time	In Driver	Out Time	Out Driver	Pit Time	T. Pit Time	
9	01:04:31.559	T. KIMURA	01:06:10.101	M. JENSEN	1:38.542	15:13.543	23	15:10:18.726	A. GARCIA	15:11:44.667	A. GARCIA	1:25.941	32:33.977	
60	Iron Lynx Ferrari 488 GTE Evo LMGTE Am							64	Corvette Racing Chevrolet Corvette C8.R LMGTE Pro					
1	16:47:15.906	C. SCHIAVONI	16:48:42.645	P. RUBERTI	1:26.739	1:26.739	1	16:40:30.570	T. MILNER	16:41:38.991	T. MILNER	1:08.421	1:08.421	
2	17:48:03.918	P. RUBERTI	17:49:31.098	P. RUBERTI	1:27.180	2:53.919	2	17:40:25.353	T. MILNER	17:42:15.611	T. MILNER	1:50.258	2:58.679	
3	18:37:21.697	P. RUBERTI	18:38:57.917	C. SCHIAVONI	1:36.220	4:30.139	3	18:36:57.614	T. MILNER	18:38:41.988	N. TANDY	1:44.374	4:43.053	
4	19:56:10.344	C. SCHIAVONI	19:57:38.442	C. SCHIAVONI	1:28.098	5:58.237	4	19:48:34.305	N. TANDY	19:49:48.993	N. TANDY	1:14.688	5:57.741	
5	20:53:59.877	C. SCHIAVONI	20:55:34.129	R. GIAMMARIA	1:34.252	7:32.489	5	20:47:22.964	N. TANDY	20:49:03.414	A. SIMS	1:40.450	7:38.191	
6	22:16:39.275	R. GIAMMARIA	22:18:07.910	R. GIAMMARIA	1:28.635	9:01.124	6	22:08:25.446	A. SIMS	22:09:44.500	A. SIMS	1:19.054	8:57.245	
7	23:00:53.497	R. GIAMMARIA	23:02:11.119	P. RUBERTI	1:17.622	10:18.746	7	22:27:29.829	A. SIMS	22:45:48.387	A. SIMS	18:18.558	27:15.803	
8	00:08:21.495	P. RUBERTI	00:12:00.101	P. RUBERTI	3:38.606	13:57.352	8	23:48:58.392	A. SIMS	23:50:13.494	A. SIMS	1:15.102	28:30.905	
9	01:09:22.003	P. RUBERTI	01:10:53.914	P. RUBERTI	1:31.911	15:29.263	9	01:00:17.002	A. SIMS	01:01:50.435	T. MILNER	1:33.433	30:04.338	
10	02:08:21.031	P. RUBERTI	02:09:57.242	R. GIAMMARIA	1:36.211	17:05.474	10	02:03:43.193	T. MILNER	02:04:58.419	T. MILNER	1:15.226	31:19.564	
11	03:06:06.636	R. GIAMMARIA	03:07:42.865	R. GIAMMARIA	1:36.229	18:41.703	11	03:04:22.493	T. MILNER	03:05:50.744	N. TANDY	1:28.251	32:47.815	
12	03:58:25.264	R. GIAMMARIA	03:59:56.950	R. GIAMMARIA	1:31.686	20:13.389	12	04:03:25.094	N. TANDY	04:04:39.912	N. TANDY	1:14.818	34:02.633	
13	04:56:02.769	R. GIAMMARIA	04:57:38.826	P. RUBERTI	1:36.057	21:49.446	13	04:08:49.086	N. TANDY	05:21:56.420	A. SIMS	1:13:07.334	1:47:09.967	
14	05:48:23.755	P. RUBERTI	05:49:44.358	P. RUBERTI	1:20.603	23:10.049	14	06:19:28.623	A. SIMS	06:20:43.654	A. SIMS	1:15.031	1:48:24.998	
15	06:40:37.673	P. RUBERTI	06:42:13.784	C. SCHIAVONI	1:36.111	24:46.160	15	07:18:15.980	A. SIMS	07:19:45.971	T. MILNER	1:29.991	1:49:54.989	
16	07:38:39.706	C. SCHIAVONI	07:40:01.225	C. SCHIAVONI	1:21.519	26:07.679	16	08:17:24.807	T. MILNER	08:18:41.508	T. MILNER	1:16.701	1:51:11.690	
17	08:36:31.229	C. SCHIAVONI	08:38:10.804	R. GIAMMARIA	1:39.575	27:47.254	17	09:17:24.148	T. MILNER	10:05:42.782	N. TANDY	48:18.634	2:39:30.324	
18	09:28:50.080	R. GIAMMARIA	09:30:09.123	R. GIAMMARIA	1:19.043	29:06.297	18	11:03:35.930	N. TANDY	11:05:05.248	N. TANDY	1:29.318	2:40:59.642	
19	10:26:12.559	R. GIAMMARIA	10:27:49.575	P. RUBERTI	1:37.016	30:43.313	19	12:04:20.330	N. TANDY	12:05:34.613	N. TANDY	1:14.283	2:42:13.925	
20	10:51:05.881	P. RUBERTI	10:52:45.169	P. RUBERTI	1:39.288	32:22.601	20	13:05:06.115	N. TANDY	13:06:35.323	A. SIMS	1:29.208	2:43:43.133	
21	11:49:36.901	P. RUBERTI	11:51:10.896	P. RUBERTI	1:33.995	33:56.596	21	14:03:59.019	A. SIMS	14:05:28.771	A. SIMS	1:29.752	2:45:12.885	
22	12:47:52.485	P. RUBERTI	12:49:28.624	R. GIAMMARIA	1:36.139	35:32.735	22	15:04:24.338	A. SIMS	15:05:52.986	T. MILNER	1:28.648	2:46:41.533	
23	13:43:59.424	R. GIAMMARIA	13:45:35.603	C. SCHIAVONI	1:36.179	37:08.914	23	15:13:32.418	T. MILNER	15:14:16.580	T. MILNER	44.162	2:47:25.695	
24	14:34:23.793	C. SCHIAVONI	14:35:55.319	C. SCHIAVONI	1:31.526	38:40.440								
25	15:10:01.924	C. SCHIAVONI	15:11:21.878	P. RUBERTI	1:19.954	40:00.394								
63	Corvette Racing Chevrolet Corvette C8.R LMGTE Pro							65	Panis Racing Oreca 07 - Gibson LMP2					
1	16:44:48.430	A. GARCIA	16:46:08.866	A. GARCIA	1:20.436	1:20.436	1	16:47:05.366	W. STEVENS	16:48:40.029	W. STEVENS	1:34.663	1:34.663	
2	17:44:35.601	A. GARCIA	17:45:50.181	A. GARCIA	1:14.580	2:35.016	2	17:29:13.537	W. STEVENS	17:30:23.680	W. STEVENS	1:10.143	2:44.806	
3	18:36:34.393	A. GARCIA	18:38:06.381	J. TAYLOR	1:31.988	4:07.004	3	18:02:43.363	W. STEVENS	18:03:49.716	W. STEVENS	1:06.353	3:51.159	
4	19:47:21.094	J. TAYLOR	19:48:35.469	J. TAYLOR	1:14.375	5:21.379	4	18:36:59.529	W. STEVENS	18:38:23.998	J. ALLEN	1:24.469	5:15.628	
5	20:46:27.949	J. TAYLOR	20:48:20.404	N. CATSBURG	1:52.455	7:13.834	5	19:21:03.580	J. ALLEN	19:23:42.861	J. ALLEN	2:39.281	7:54.909	
6	22:11:38.141	N. CATSBURG	22:12:58.140	N. CATSBURG	1:19.999	8:33.833	6	20:15:05.975	J. ALLEN	20:16:18.594	J. ALLEN	1:12.619	9:07.528	
7	23:30:16.854	N. CATSBURG	23:31:53.656	A. GARCIA	1:36.802	10:10.635	7	20:52:46.448	J. ALLEN	20:54:11.255	J. CANAL	1:24.807	10:32.335	
8	00:49:30.463	A. GARCIA	00:50:50.366	A. GARCIA	1:19.903	11:30.538	8	21:54:06.348	J. CANAL	21:55:21.427	J. CANAL	1:15.079	11:47.414	
9	01:38:17.509	A. GARCIA	01:39:54.067	J. TAYLOR	1:36.558	13:07.096	9	22:53:54.532	J. CANAL	22:55:03.158	J. CANAL	1:08.626	12:56.040	
10	02:41:03.439	J. TAYLOR	02:42:18.125	J. TAYLOR	1:14.686	14:21.782	10	23:41:10.018	J. CANAL	23:42:33.185	W. STEVENS	1:23.167	14:19.207	
11	03:40:06.880	J. TAYLOR	03:41:38.421	N. CATSBURG	1:31.541	15:53.323	11	00:37:12.594	W. STEVENS	00:38:26.664	W. STEVENS	1:14.070	15:33.277	
12	04:40:25.756	N. CATSBURG	04:41:41.233	N. CATSBURG	1:15.477	17:08.800	12	01:01:29.851	W. STEVENS	01:02:35.652	W. STEVENS	1:05.801	16:39.078	
13	05:39:26.658	N. CATSBURG	05:40:59.013	N. CATSBURG	1:32.355	18:41.155	13	01:35:54.592	W. STEVENS	01:36:59.124	W. STEVENS	1:04.532	17:43.610	
14	06:38:19.267	N. CATSBURG	06:39:50.663	A. GARCIA	1:31.396	20:12.551	14	02:20:24.848	W. STEVENS	02:21:52.690	J. ALLEN	1:27.842	19:11.452	
15	07:37:14.615	A. GARCIA	07:38:29.298	A. GARCIA	1:14.683	21:27.234	15	03:01:57.377	J. ALLEN	03:03:13.629	J. ALLEN	1:16.252	20:27.704	
16	08:32:07.016	A. GARCIA	08:33:50.882	J. TAYLOR	1:43.866	23:11.100	16	03:43:11.700	J. ALLEN	03:44:23.064	J. ALLEN	1:11.364	21:39.068	
17	09:31:30.572	J. TAYLOR	09:32:44.789	J. TAYLOR	1:14.217	24:25.317	17	04:24:09.266	J. ALLEN	04:25:41.004	J. CANAL	1:31.738	23:10.806	
18	10:32:34.322	J. TAYLOR	10:34:08.674	N. CATSBURG	1:34.352	25:59.669	18	05:07:07.668	J. CANAL	05:08:18.816	J. CANAL	1:11.148	24:21.954	
19	11:34:25.785	N. CATSBURG	11:35:41.296	N. CATSBURG	1:15.511	27:15.180	19	05:48:19.425	J. CANAL	05:49:30.363	J. CANAL	1:10.938	25:32.892	
20	12:35:07.910	N. CATSBURG	12:36:26.398	N. CATSBURG	1:18.488	28:33.668	20	06:29:37.320	J. CANAL	06:31:07.713	W. STEVENS	1:30.393	27:03.285	
21	13:18:48.916	N. CATSBURG	13:20:08.831	A. GARCIA	1:19.915	29:53.583	21	07:10:45.441	W. STEVENS	07:11:55.742	W. STEVENS	1:10.301	28:13.586	
22	14:17:30.527	A. GARCIA	14:18:44.980	A. GARCIA	1:14.453	31:08.036	22	07:51:32.126	W. STEVENS	07:52:51.631	W. STEVENS	1:19.505	29:33.091	
							23	08:32:15.095	W. STEVENS	08:33:27.294	W. STEVENS	1:12.199	30:45.290	
							24	09:13:05.994	W. STEVENS	09:14:38.019	J. ALLEN	1:32.025	32:17.315	





FIA WEC

89^e Edition des 24 Heures du Mans

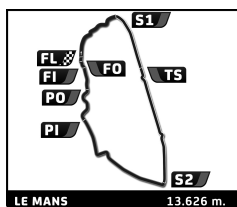
Race

Pit Stop Analysis



No	In Time	In Driver	Out Time	Out Driver	Pit Time	T. Pit Time	No	In Time	In Driver	Out Time	Out Driver	Pit Time	T. Pit Time
25	09:51:54.559	J. ALLEN	09:53:07.712	J. ALLEN	1:13.153	33:30.468	3	18:03:34.135	N. NATO	18:04:50.691	L. DUVAL	1:16.556	3:46.491
26	10:34:10.213	J. ALLEN	10:35:20.654	J. ALLEN	1:10.441	34:40.909	4	18:37:39.993	L. DUVAL	18:38:43.461	L. DUVAL	1:03.468	4:49.959
27	10:49:46.653	J. ALLEN	10:50:39.592	J. ALLEN	52.939	35:33.848	5	19:15:24.776	L. DUVAL	19:17:42.352	L. DUVAL	2:17.576	7:07.535
28	11:33:34.612	J. ALLEN	11:34:58.913	J. CANAL	1:24.301	36:58.149	6	20:05:03.882	L. DUVAL	20:06:23.258	E. GARCIA	1:19.376	8:26.911
29	12:14:57.806	J. CANAL	12:16:09.253	J. CANAL	1:11.447	38:09.596	7	20:47:52.644	E. GARCIA	20:49:02.495	E. GARCIA	1:09.851	9:36.762
30	12:58:44.131	J. CANAL	12:59:54.567	J. CANAL	1:10.436	39:20.032	8	21:38:21.319	E. GARCIA	21:39:42.708	N. NATO	1:21.389	10:58.151
31	13:40:01.498	J. CANAL	13:41:27.268	W. STEVENS	1:25.770	40:45.802	9	22:27:21.447	N. NATO	22:30:44.741	N. NATO	3:23.294	14:21.445
32	14:20:46.204	W. STEVENS	14:22:01.772	W. STEVENS	1:15.568	42:01.370	10	23:27:34.073	N. NATO	23:28:43.315	N. NATO	1:09.242	15:30.687
33	15:03:07.033	W. STEVENS	15:04:32.372	W. STEVENS	1:25.339	43:26.709	11	00:24:05.186	N. NATO	00:25:14.464	N. NATO	1:09.278	16:39.965
34	15:43:43.581	W. STEVENS	15:44:43.027	W. STEVENS	59.446	44:26.155	12	01:02:55.385	N. NATO	01:04:23.967	E. GARCIA	1:28.582	18:08.547
66 JMW Motorsport Ferrari 488 GTE Evo LMGTE Am							13 01:48:08.469 E. GARCIA 01:49:17.122 E. GARCIA 1:08.653 19:17.200						
1	16:49:59.283	J. FANNIN	16:51:30.387	J. FANNIN	1:31.104	1:31.104	14	02:34:41.924	E. GARCIA	02:36:04.313	E. GARCIA	1:22.389	20:39.589
2	17:46:58.309	J. FANNIN	17:48:21.327	J. FANNIN	1:23.018	2:54.122	15	03:18:46.956	E. GARCIA	03:19:59.068	E. GARCIA	1:12.112	21:51.701
3	18:36:20.181	J. FANNIN	18:37:52.917	T. NEUBAUER	1:32.736	4:26.858	16	04:01:23.280	E. GARCIA	04:02:46.512	L. DUVAL	1:23.232	23:14.933
4	19:48:43.739	T. NEUBAUER	19:50:07.585	T. NEUBAUER	1:23.846	5:50.704	17	04:43:49.631	L. DUVAL	04:44:58.344	L. DUVAL	1:08.713	24:23.646
5	20:44:52.302	T. NEUBAUER	20:46:28.258	R. SALES	1:35.956	7:26.660	18	05:24:47.730	L. DUVAL	05:25:56.644	L. DUVAL	1:08.914	25:32.560
6	21:55:55.335	R. SALES	21:57:31.346	J. FANNIN	1:36.011	9:02.671	19	05:44:02.709	L. DUVAL	05:45:19.745	N. NATO	1:17.036	26:49.596
7	23:03:42.320	J. FANNIN	23:04:59.231	J. FANNIN	1:16.911	10:19.582	20	06:25:10.460	N. NATO	06:26:20.148	N. NATO	1:09.688	27:59.284
8	00:06:26.155	J. FANNIN	00:09:00.794	T. NEUBAUER	2:34.639	12:54.221	21	07:06:08.654	N. NATO	07:07:31.016	N. NATO	1:22.362	29:21.646
9	01:20:25.441	T. NEUBAUER	01:30:01.125	R. SALES	9:35.684	22:29.905	22	07:47:11.067	N. NATO	07:48:27.623	N. NATO	1:16.556	30:38.202
69 Herberth Motorsport Porsche 911 RSR - 19 LMGTE Am							23 08:28:08.729 N. NATO 08:29:32.669 L. DUVAL 1:23.940 32:02.142						
1	16:50:25.533	R. RENAUER	16:51:49.470	R. RENAUER	1:23.937	1:23.937	24	09:09:40.569	L. DUVAL	09:10:49.391	L. DUVAL	1:08.822	33:10.964
2	17:48:09.159	R. RENAUER	17:49:31.569	R. RENAUER	1:22.410	2:46.347	25	09:51:36.321	L. DUVAL	09:52:53.011	L. DUVAL	1:16.690	34:27.654
3	18:46:56.015	R. RENAUER	18:48:29.651	R. INEICHEN	1:33.636	4:19.983	26	10:33:59.136	L. DUVAL	10:35:32.567	E. GARCIA	1:33.431	36:01.085
4	20:03:52.280	R. INEICHEN	20:05:39.964	R. INEICHEN	1:47.684	6:07.667	27	10:50:56.431	E. GARCIA	10:51:58.770	E. GARCIA	1:02.339	37:03.424
5	21:01:55.166	R. INEICHEN	21:03:37.826	R. BOHN	1:42.660	7:50.327	28	11:35:46.026	E. GARCIA	11:36:54.867	E. GARCIA	1:08.841	38:12.265
6	22:27:33.221	R. BOHN	22:30:42.199	R. BOHN	3:08.978	10:59.305	29	12:18:49.546	E. GARCIA	12:20:21.618	N. NATO	1:32.072	39:44.337
7	23:13:10.631	R. BOHN	23:14:28.991	R. BOHN	1:18.360	12:17.665	30	13:02:48.310	N. NATO	13:04:06.657	N. NATO	1:18.347	41:02.684
8	00:18:54.726	R. BOHN	00:21:54.033	R. RENAUER	2:59.307	15:16.972	31	13:44:26.166	N. NATO	13:45:35.126	N. NATO	1:08.960	42:11.644
9	01:19:57.764	R. RENAUER	01:21:18.632	R. RENAUER	1:20.868	16:37.840	32	14:25:55.138	N. NATO	14:27:24.287	L. DUVAL	1:29.149	43:40.793
10	02:21:14.749	R. RENAUER	02:22:52.929	R. INEICHEN	1:38.180	18:16.020	33	15:08:58.015	L. DUVAL	15:10:07.567	L. DUVAL	1:09.552	44:50.345
11	03:19:03.566	R. INEICHEN	03:20:25.411	R. INEICHEN	1:21.845	19:37.865	34	15:46:36.089	L. DUVAL	15:47:30.864	L. DUVAL	54.775	45:45.120
12	04:00:43.660	R. INEICHEN	04:02:12.519	R. BOHN	1:28.859	21:06.724	71 Inception Racing Ferrari 488 GTE Evo LMGTE Am						
13	05:00:53.318	R. BOHN	05:02:14.544	R. BOHN	1:21.226	22:27.950	1	16:53:32.815	B. BARNICOAT	16:55:00.162	B. BARNICOAT	1:27.347	1:27.347
14	05:59:49.526	R. BOHN	06:01:27.995	R. RENAUER	1:38.469	24:06.419	2	17:22:47.936	B. BARNICOAT	17:23:51.509	B. BARNICOAT	1:03.573	2:30.920
15	06:56:55.848	R. RENAUER	06:58:16.732	R. RENAUER	1:20.884	25:27.303	3	18:19:36.607	B. BARNICOAT	18:21:14.887	B. IRIBE	1:38.280	4:09.200
16	07:53:44.738	R. RENAUER	07:55:18.584	R. INEICHEN	1:33.846	27:01.149	4	19:20:57.115	B. IRIBE	19:23:42.001	O. MILLROY	2:44.886	6:54.086
17	08:51:22.291	R. INEICHEN	08:52:45.090	R. INEICHEN	1:22.799	28:23.948	5	20:29:53.142	O. MILLROY	20:31:31.837	B. IRIBE	1:38.695	8:32.781
18	09:48:30.880	R. INEICHEN	09:50:07.121	R. BOHN	1:36.241	30:00.189	6	21:55:44.833	B. IRIBE	21:57:39.794	O. MILLROY	1:54.961	10:27.742
19	10:48:18.422	R. BOHN	10:50:41.106	R. BOHN	2:22.684	32:22.873	7	23:17:47.847	O. MILLROY	23:19:15.937	O. MILLROY	1:28.090	11:55.832
20	11:49:47.471	R. BOHN	11:51:20.087	R. RENAUER	1:32.616	33:55.489	8	00:34:22.521	O. MILLROY	00:36:02.257	B. BARNICOAT	1:39.736	13:35.568
21	12:48:34.183	R. RENAUER	12:49:55.200	R. RENAUER	1:21.017	35:16.506	9	01:36:36.870	B. BARNICOAT	01:38:43.733	B. BARNICOAT	2:06.863	15:42.431
22	13:45:07.450	R. RENAUER	13:46:41.947	R. INEICHEN	1:34.497	36:51.003	10	02:12:44.552	B. BARNICOAT	02:14:45.987	B. BARNICOAT	2:01.435	17:43.866
23	14:42:04.392	R. INEICHEN	14:43:26.964	R. INEICHEN	1:22.572	38:13.575	11	03:09:24.826	B. BARNICOAT	03:11:00.500	O. MILLROY	1:35.674	19:19.540
24	15:12:47.939	R. INEICHEN	15:13:59.816	R. INEICHEN	1:11.877	39:25.452	12	04:05:42.165	O. MILLROY	04:07:07.388	O. MILLROY	1:25.223	20:44.763
70 Realteam Racing Oreca 07 - Gibson LMP2 P/A							13 05:03:32.813 O. MILLROY 05:05:36.508 B. BARNICOAT 2:03.695 22:48.458						
1	16:51:45.747	N. NATO	16:53:08.044	N. NATO	1:22.297	1:22.297	14	05:19:34.673	B. BARNICOAT	05:40:40.062	B. BARNICOAT	21:05.389	43:53.847
2	17:33:32.077	N. NATO	17:34:39.715	N. NATO	1:07.638	2:29.935	15	06:35:01.727	B. BARNICOAT	06:36:22.087	B. BARNICOAT	1:20.360	45:14.207
							16	07:04:46.126	B. BARNICOAT	07:06:24.374	B. IRIBE	1:38.248	46:52.455
							17	08:06:35.358	B. IRIBE	08:08:00.313	B. IRIBE	1:24.955	48:17.410
							18	09:08:20.556	B. IRIBE	09:10:05.901	B. BARNICOAT	1:45.345	50:02.755





FIA WEC

89^e Edition des 24 Heures du Mans

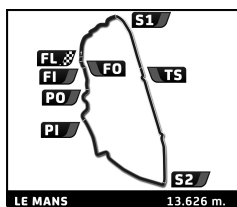
Race

Pit Stop Analysis



No	In Time	In Driver	Out Time	Out Driver	Pit Time	T. Pit Time	No	In Time	In Driver	Out Time	Out Driver	Pit Time	T. Pit Time
19	10:06:09.137	B. BARNICOAT	10:07:41.259	B. BARNICOAT	1:32.122	51:34.877	24	08:31:44.999	T. CLOET	08:32:41.391	T. CLOET	56.392	42:20.154
20	11:02:59.010	B. BARNICOAT	11:04:33.443	O. MILLROY	1:34.433	53:09.310	25	09:14:47.192	T. CLOET	09:16:00.346	T. CLOET	1:13.154	43:33.308
21	12:05:10.971	O. MILLROY	12:06:34.975	O. MILLROY	1:24.004	54:33.314	26	09:59:05.742	T. CLOET	10:00:53.466	J. WINSLOW	1:47.724	45:21.032
22	13:07:41.479	O. MILLROY	13:09:19.632	B. BARNICOAT	1:38.153	56:11.467	27	10:41:46.027	J. WINSLOW	10:42:58.665	J. WINSLOW	1:12.638	46:33.670
23	14:07:36.392	B. BARNICOAT	14:09:15.636	B. IRIBE	1:39.244	57:50.711	28	11:25:05.559	J. WINSLOW	11:27:15.703	T. CLOET	2:10.144	48:43.814
24	15:10:58.722	B. IRIBE	15:12:29.717	B. IRIBE	1:30.995	59:21.706	29	12:14:45.138	T. CLOET	12:19:59.591	T. CLOET	5:14.453	53:58.267
72 Hub Auto Racing							77 Dempsey - Proton Racing						
Porsche 911 RSR - 19							Porsche 911 RSR - 19						
LMGTE Pro							LMGTE Am						
1	16:41:00.418	M. MARTIN	16:42:18.585	M. MARTIN	1:18.167	1:18.167	1	16:46:41.346	C. RIED	16:47:58.744	J. EVANS	1:17.398	1:17.398
2	17:41:28.101	M. MARTIN	17:43:02.478	D. VANTHOOR	1:34.377	2:52.544	2	17:43:32.887	J. EVANS	17:44:52.833	J. EVANS	1:19.946	2:37.344
3	17:46:52.054	D. VANTHOOR	17:47:24.267	D. VANTHOOR	32.213	3:24.757	3	18:36:47.512	J. EVANS	18:38:15.984	C. RIED	1:28.472	4:05.816
4	18:39:06.104	D. VANTHOOR	18:40:19.825	D. VANTHOOR	1:13.721	4:38.478	4	19:30:31.253	C. RIED	19:33:20.278	C. RIED	2:49.025	6:54.841
5	19:54:09.697	D. VANTHOOR	19:55:45.097	A. PARENTE	1:35.400	6:13.878	5	20:32:02.572	C. RIED	20:33:35.505	M. CAMPBELL	1:32.933	8:27.774
6	20:50:15.753	A. PARENTE	20:51:28.970	A. PARENTE	1:13.217	7:27.095	6	21:50:44.345	M. CAMPBELL	21:52:09.398	M. CAMPBELL	1:25.053	9:52.827
7	21:13:27.445	A. PARENTE	21:22:25.515	A. PARENTE	8:58.070	16:25.165	7	22:30:06.454	M. CAMPBELL	22:32:44.996	M. CAMPBELL	2:38.542	12:31.369
8	22:24:05.829	A. PARENTE	22:28:06.746	M. MARTIN	4:00.917	20:26.082	8	23:43:13.732	M. CAMPBELL	23:44:39.576	J. EVANS	1:25.844	13:57.213
9	23:44:57.866	M. MARTIN	23:46:30.204	M. MARTIN	1:32.338	21:58.420	9	00:55:20.262	J. EVANS	00:56:54.763	J. EVANS	1:34.501	15:31.714
10	23:50:19.545	M. MARTIN	23:50:51.703	M. MARTIN	32.158	22:30.578	10	01:41:44.358	J. EVANS	01:42:55.672	J. EVANS	1:11.314	16:43.028
11	01:00:36.690	M. MARTIN	01:01:55.397	D. VANTHOOR	1:18.707	23:49.285	11	02:40:41.672	J. EVANS	02:42:46.046	M. CAMPBELL	2:04.374	18:47.402
12	01:42:18.042	D. VANTHOOR	01:43:36.704	D. VANTHOOR	1:18.662	25:07.947	12	03:37:16.692	M. CAMPBELL	03:38:37.995	M. CAMPBELL	1:21.303	20:08.705
13	02:40:35.308	D. VANTHOOR	02:41:49.942	D. VANTHOOR	1:14.634	26:22.581	13	04:34:45.366	M. CAMPBELL	04:36:18.332	M. CAMPBELL	1:32.966	21:41.671
14	03:33:19.633	D. VANTHOOR	03:34:46.307	A. PARENTE	1:26.674	27:49.255	14	05:31:08.417	M. CAMPBELL	05:32:41.109	J. EVANS	1:32.692	23:14.363
15	04:34:07.986	A. PARENTE	04:35:24.329	A. PARENTE	1:16.343	29:05.598	15	06:27:41.063	J. EVANS	06:29:00.162	J. EVANS	1:19.099	24:33.462
16	05:34:08.855	A. PARENTE	05:35:38.496	M. MARTIN	1:29.641	30:35.239	16	07:23:55.692	J. EVANS	07:25:27.783	C. RIED	1:32.091	26:05.553
17	06:33:50.210	M. MARTIN	06:35:06.228	M. MARTIN	1:16.018	31:51.257	17	08:21:27.127	C. RIED	08:22:47.526	C. RIED	1:20.399	27:25.952
18	07:33:20.788	M. MARTIN	07:34:50.165	D. VANTHOOR	1:29.377	33:20.634	18	09:19:28.247	C. RIED	09:21:04.413	M. CAMPBELL	1:36.166	29:02.118
19	08:17:21.467	D. VANTHOOR	08:18:40.312	D. VANTHOOR	1:18.845	34:39.479	19	10:17:44.329	M. CAMPBELL	10:19:03.788	M. CAMPBELL	1:19.459	30:21.577
74 Racing Team India Eurasia							79 WeatherTech Racing						
Ligier JSP217 - Gibson							Porsche 911 RSR - 19						
LMP2 P/A							LMGTE Pro						
1	16:58:58.479	T. CLOET	17:01:13.709	J. WINSLOW	2:15.230	2:15.230	1	16:44:38.718	L. VANTHOOR	16:45:57.947	L. VANTHOOR	1:19.229	1:19.229
2	17:42:41.442	J. WINSLOW	17:43:54.273	J. WINSLOW	1:12.831	3:28.061	2	17:44:15.405	L. VANTHOOR	17:45:44.284	E. BAMBER	1:28.879	2:48.108
3	18:25:15.950	J. WINSLOW	18:26:40.476	J. WINSLOW	1:24.526	4:52.587	3	18:36:29.356	E. BAMBER	18:37:47.096	E. BAMBER	1:17.740	4:05.848
4	18:46:34.175	J. WINSLOW	18:48:11.105	J. CORBETT	1:36.930	6:29.517	4	19:47:17.335	E. BAMBER	19:48:46.333	C. MACNEIL	1:28.998	5:34.846
5	19:44:33.753	J. CORBETT	19:45:46.024	J. CORBETT	1:12.271	7:41.788	5	20:39:59.965	C. MACNEIL	20:41:10.505	C. MACNEIL	1:10.540	6:45.386
6	20:28:31.924	J. CORBETT	20:29:44.812	J. CORBETT	1:12.888	8:54.676	6	21:38:18.374	C. MACNEIL	21:39:46.015	L. VANTHOOR	1:27.641	8:13.027
7	21:05:33.961	J. CORBETT	21:07:15.155	T. CLOET	1:41.194	10:35.870	7	22:57:05.262	L. VANTHOOR	22:58:22.608	L. VANTHOOR	1:17.346	9:30.373
8	21:13:21.536	T. CLOET	21:19:59.757	J. WINSLOW	6:38.221	17:14.091	8	00:04:14.290	L. VANTHOOR	00:07:00.792	E. BAMBER	2:46.502	12:16.875
9	22:18:18.531	J. WINSLOW	22:21:12.652	J. WINSLOW	2:54.121	20:08.212	9	01:01:06.228	E. BAMBER	01:02:13.668	E. BAMBER	1:07.440	13:24.315
10	23:27:04.091	J. WINSLOW	23:28:18.911	J. WINSLOW	1:14.820	21:23.032	10	02:03:45.152	E. BAMBER	02:05:13.198	C. MACNEIL	1:28.046	14:52.361
11	00:06:17.439	J. WINSLOW	00:09:05.857	J. CORBETT	2:48.418	24:11.450							
12	01:03:46.090	J. CORBETT	01:05:27.107	J. CORBETT	1:41.017	25:52.467							
13	01:50:37.013	J. CORBETT	01:52:01.600	J. CORBETT	1:24.587	27:17.054							
14	02:29:48.277	J. CORBETT	02:31:35.174	T. CLOET	1:46.897	29:03.951							
15	03:14:55.972	T. CLOET	03:16:10.466	T. CLOET	1:14.494	30:18.445							
16	03:58:56.791	T. CLOET	04:00:55.110	J. WINSLOW	1:58.319	32:16.764							
17	04:43:48.486	J. WINSLOW	04:45:00.815	J. WINSLOW	1:12.329	33:29.093							
18	05:26:20.834	J. WINSLOW	05:27:33.990	J. WINSLOW	1:13.156	34:42.249							
19	05:58:05.800	J. WINSLOW	05:59:45.652	J. CORBETT	1:39.852	36:22.101							
20	06:42:45.361	J. CORBETT	06:44:02.157	J. CORBETT	1:16.796	37:38.897							
21	07:26:43.049	J. CORBETT	07:28:00.288	J. CORBETT	1:17.239	38:56.136							
22	07:31:52.218	J. CORBETT	07:32:24.502	J. CORBETT	32.284	39:28.420							
23	08:10:35.775	J. CORBETT	08:12:31.117	T. CLOET	1:55.342	41:23.762							





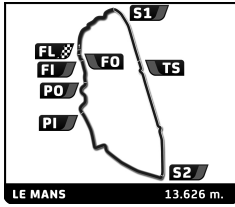
FIA WEC 89^e Edition des 24 Heures du Mans Race

Pit Stop Analysis



No	In Time	In Driver	Out Time	Out Driver	Pit Time	T. Pit Time	No	In Time	In Driver	Out Time	Out Driver	Pit Time	T. Pit Time
80 Iron Lynx Ferrari 488 GTE Evo LMGTE Am							83 AF Corse Ferrari 488 GTE Evo LMGTE Am						
1	16:45:12.720	M. CRESSONI	16:46:32.650	M. CRESSONI	1:19.930	1:19.930	1	16:45:01.131	N. NIELSEN	16:46:22.734	N. NIELSEN	1:21.603	1:21.603
2	17:41:43.865	M. CRESSONI	17:43:05.558	M. CRESSONI	1:21.693	2:41.623	2	17:45:10.323	N. NIELSEN	17:46:40.317	N. NIELSEN	1:29.994	2:51.597
3	18:38:55.086	M. CRESSONI	18:40:28.370	R. MASTRONARDI	1:33.284	4:14.907	3	18:02:06.890	N. NIELSEN	18:02:56.003	N. NIELSEN	49.113	3:40.710
4	19:51:26.711	R. MASTRONARDI	19:52:51.445	R. MASTRONARDI	1:24.734	5:39.641	4	18:46:53.011	N. NIELSEN	18:48:16.753	F. PERRODC	1:23.742	5:04.452
5	20:47:41.602	R. MASTRONARDI	20:49:15.856	C. ILOTT	1:34.254	7:13.895	5	20:02:21.504	F. PERRODC	20:04:02.661	F. PERRODC	1:41.157	6:45.609
6	22:08:33.978	C. ILOTT	22:10:02.095	C. ILOTT	1:28.117	8:42.012	6	21:03:22.938	F. PERRODC	21:04:57.850	A. ROVERA	1:34.912	8:20.521
7	23:28:27.453	C. ILOTT	23:30:07.671	C. ILOTT	1:40.218	10:22.230	7	22:32:05.112	A. ROVERA	22:36:01.133	A. ROVERA	3:56.021	12:16.542
8	00:04:16.130	C. ILOTT	00:07:02.829	M. CRESSONI	2:46.699	13:08.929	8	23:44:39.401	A. ROVERA	23:46:06.457	A. ROVERA	1:27.056	13:43.598
9	01:05:52.817	M. CRESSONI	01:07:10.921	M. CRESSONI	1:18.104	14:27.033	9	01:00:40.570	A. ROVERA	01:02:18.353	N. NIELSEN	1:37.783	15:21.381
10	02:04:44.463	M. CRESSONI	02:07:00.865	M. CRESSONI	2:16.402	16:43.435	10	01:42:21.810	N. NIELSEN	01:43:28.776	N. NIELSEN	1:06.966	16:28.347
11	03:02:46.617	M. CRESSONI	03:04:19.973	R. MASTRONARDI	1:33.356	18:16.791	11	02:44:26.701	N. NIELSEN	02:46:01.619	N. NIELSEN	1:34.918	18:03.265
12	03:59:36.389	R. MASTRONARDI	04:01:16.839	R. MASTRONARDI	1:40.450	19:57.241	12	03:44:00.098	N. NIELSEN	03:45:22.239	N. NIELSEN	1:22.141	19:25.406
13	04:57:24.215	R. MASTRONARDI	04:58:45.651	C. ILOTT	1:21.436	21:18.677	13	04:44:43.718	N. NIELSEN	04:46:20.548	A. ROVERA	1:36.830	21:02.236
14	05:53:15.793	C. ILOTT	05:55:03.458	C. ILOTT	1:47.665	23:06.342	14	05:44:33.495	A. ROVERA	05:45:57.864	A. ROVERA	1:24.369	22:26.605
15	06:49:19.632	C. ILOTT	06:50:40.337	C. ILOTT	1:20.705	24:27.047	15	06:44:32.758	A. ROVERA	06:46:08.070	F. PERRODC	1:35.312	24:01.917
16	07:45:08.610	C. ILOTT	07:46:43.887	M. CRESSONI	1:35.277	26:02.324	16	07:45:05.348	F. PERRODC	07:46:27.219	F. PERRODC	1:21.871	25:23.788
17	08:33:29.405	M. CRESSONI	08:34:44.375	M. CRESSONI	1:14.970	27:17.294	17	07:58:14.900	F. PERRODC	07:58:46.930	F. PERRODC	32.030	25:55.818
18	09:29:25.632	M. CRESSONI	09:31:05.918	R. MASTRONARDI	1:40.286	28:57.580	18	08:46:45.393	F. PERRODC	08:48:19.290	N. NIELSEN	1:33.897	27:29.715
19	10:27:42.387	R. MASTRONARDI	10:29:55.263	R. MASTRONARDI	2:12.876	31:10.456	19	09:46:14.418	N. NIELSEN	09:47:36.417	N. NIELSEN	1:21.999	28:51.714
20	10:49:26.653	R. MASTRONARDI	10:50:20.832	R. MASTRONARDI	54.179	32:04.635	20	10:48:11.290	N. NIELSEN	10:49:45.354	F. PERRODC	1:34.064	30:25.778
21	11:47:38.838	R. MASTRONARDI	11:49:17.699	C. ILOTT	1:38.861	33:43.496	21	11:51:19.717	F. PERRODC	11:52:41.767	F. PERRODC	1:22.050	31:47.828
22	12:45:53.427	C. ILOTT	12:47:16.957	C. ILOTT	1:23.530	35:07.026	22	12:42:25.181	F. PERRODC	12:43:55.284	A. ROVERA	1:30.103	33:17.931
23	13:41:49.243	C. ILOTT	13:43:27.022	M. CRESSONI	1:37.779	36:44.805	23	13:42:06.046	A. ROVERA	13:43:27.769	A. ROVERA	1:21.723	34:39.654
24	14:38:12.273	M. CRESSONI	14:40:14.370	M. CRESSONI	2:02.097	38:46.902	24	14:34:11.437	A. ROVERA	14:35:47.298	N. NIELSEN	1:35.861	36:15.515
25	15:24:54.026	M. CRESSONI	15:26:16.847	M. CRESSONI	1:22.821	40:09.723	25	15:16:09.691	N. NIELSEN	15:17:26.536	N. NIELSEN	1:16.845	37:32.360
82 Risi Competizione Oreca 07 - Gibson LMP2							84 Association SRT41 Oreca 07 - Gibson IOVATIVE CAR						
1	16:43:53.488	O. JARVIS	16:45:20.480	O. JARVIS	1:26.992	1:26.992	1	16:48:22.064	M. LAHAYE	16:50:04.317	M. LAHAYE	1:42.253	1:42.253
2	17:26:11.153	O. JARVIS	17:27:29.546	O. JARVIS	1:18.393	2:45.385	2	17:31:17.658	M. LAHAYE	17:32:29.701	M. LAHAYE	1:12.043	2:54.296
3	18:07:57.880	O. JARVIS	18:10:26.153	R. CULLEN	2:28.273	5:13.658	3	18:13:36.064	M. LAHAYE	18:17:23.346	T. AOKI	3:47.282	6:41.578
4	18:43:59.939	R. CULLEN	18:45:08.767	R. CULLEN	1:08.828	6:22.486	4	18:41:13.018	T. AOKI	18:47:35.250	T. AOKI	6:22.232	13:03.810
5	19:20:43.532	R. CULLEN	19:39:45.005	R. CULLEN	19:01.473	25:23.959	5	19:44:37.486	T. AOKI	19:46:05.289	T. AOKI	1:27.803	14:31.613
6	20:20:30.411	R. CULLEN	20:21:58.019	F. NASR	1:27.608	26:51.567	6	20:29:08.279	T. AOKI	20:33:07.854	N. BAILLY	3:59.575	18:31.188
7	21:01:42.160	F. NASR	21:03:06.658	F. NASR	1:24.498	28:16.065	7	21:16:30.149	N. BAILLY	21:20:05.364	N. BAILLY	3:35.215	22:06.403
8	21:12:10.999	F. NASR	21:13:21.665	F. NASR	1:10.666	29:26.731	8	21:53:16.772	N. BAILLY	21:56:23.537	M. LAHAYE	3:06.765	25:13.168
9	22:03:40.269	F. NASR	22:05:04.339	F. NASR	1:24.700	30:50.801	9	22:55:39.266	M. LAHAYE	22:56:51.500	M. LAHAYE	1:11.784	26:24.952
10	22:32:08.604	F. NASR	22:35:57.374	R. CULLEN	3:48.770	34:39.571	10	23:43:14.759	M. LAHAYE	23:44:32.434	M. LAHAYE	1:17.675	27:42.627
11	23:29:52.394	R. CULLEN	23:31:03.151	R. CULLEN	1:10.757	35:50.328	11	00:40:04.813	M. LAHAYE	00:44:14.765	T. AOKI	4:09.952	31:52.579
12	00:04:18.742	R. CULLEN	00:06:59.474	R. CULLEN	2:40.732	38:31.060	12	01:30:14.534	T. AOKI	01:31:32.138	T. AOKI	1:17.604	33:10.183
13	00:43:48.760	R. CULLEN	00:45:12.647	O. JARVIS	1:23.887	39:54.947	13	02:18:11.166	T. AOKI	02:22:21.961	N. BAILLY	4:10.795	37:20.978
14	01:26:56.846	O. JARVIS	01:28:07.624	O. JARVIS	1:10.778	41:05.725	14	03:05:09.275	N. BAILLY	03:06:48.437	N. BAILLY	1:39.162	39:00.140
15	02:11:46.076	O. JARVIS	02:12:55.984	O. JARVIS	1:09.908	42:15.633	15	03:49:14.063	N. BAILLY	03:52:26.950	M. LAHAYE	3:12.887	42:13.027
16	02:53:05.035	O. JARVIS	02:54:33.941	F. NASR	1:28.906	43:44.539	16	04:34:27.507	M. LAHAYE	04:35:40.581	M. LAHAYE	1:13.074	43:26.101
17	03:33:50.195	F. NASR	03:35:01.170	F. NASR	1:10.975	44:55.514	17	05:16:22.098	M. LAHAYE	05:17:42.918	M. LAHAYE	1:20.820	44:46.921
18	04:14:26.100	F. NASR	04:15:37.145	F. NASR	1:11.045	46:06.559	18	05:58:21.132	M. LAHAYE	06:02:37.628	T. AOKI	4:16.496	49:03.417
19	04:49:12.815	F. NASR	04:55:55.532	O. JARVIS	6:42.717	52:49.276							
20	05:14:01.514	O. JARVIS	05:33:26.403	O. JARVIS	19:24.889	1:12:14.165							
21	06:13:01.472	O. JARVIS	06:14:12.050	O. JARVIS	1:10.578	1:13:24.743							
22	06:53:42.285	O. JARVIS	06:54:54.307	O. JARVIS	1:12.022	1:14:36.765							
23	07:34:32.973	O. JARVIS	07:36:02.665	R. CULLEN	1:29.692	1:16:06.457							





FIA WEC

89^e Edition des 24 Heures du Mans

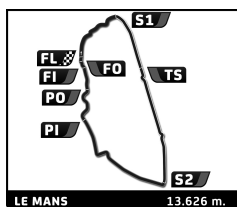
Race

Pit Stop Analysis



No	In Time	In Driver	Out Time	Out Driver	Pit Time	T. Pit Time	No	In Time	In Driver	Out Time	Out Driver	Pit Time	T. Pit Time
19	06:47:21.367	T. AOKI	06:49:03.172	T. AOKI	1:41.805	50:45.222	11	02:50:11.747	T. GAMBLE	02:51:32.051	T. GAMBLE	1:20.304	53:34.441
20	07:31:31.322	T. AOKI	07:35:38.905	N. BAILLY	4:07.583	54:52.805	12	03:46:18.001	T. GAMBLE	03:47:51.792	B. BARKER	1:33.791	55:08.232
21	08:17:56.468	N. BAILLY	08:19:33.277	N. BAILLY	1:36.809	56:29.614	13	04:43:29.340	B. BARKER	04:44:49.137	B. BARKER	1:19.797	56:28.029
22	09:01:56.935	N. BAILLY	09:03:31.148	N. BAILLY	1:34.213	58:03.827	14	05:39:31.985	B. BARKER	05:41:05.821	T. GAMBLE	1:33.836	58:01.865
23	09:37:31.114	N. BAILLY	09:40:19.291	M. LAHAYE	2:48.177	1:00:52.004	15	06:00:45.407	T. GAMBLE	06:16:16.392	T. GAMBLE	15:30.985	1:13:32.850
24	10:22:53.700	M. LAHAYE	10:24:10.525	M. LAHAYE	1:16.825	1:02:08.829	16	07:10:46.858	T. GAMBLE	07:12:07.569	T. GAMBLE	1:20.711	1:14:53.561
25	11:05:28.131	M. LAHAYE	11:09:11.642	T. AOKI	3:43.511	1:05:52.340	17	08:06:54.128	T. GAMBLE	08:08:28.688	M. WAINWRIGHT	1:34.560	1:16:28.121
26	11:53:48.555	T. AOKI	11:55:19.851	T. AOKI	1:31.296	1:07:23.636	18	08:12:40.138	M. WAINWRIGHT	08:13:54.411	M. WAINWRIGHT	1:14.273	1:17:42.394
27	12:39:31.662	T. AOKI	12:44:09.304	N. BAILLY	4:37.642	1:12:01.278	19	09:15:36.873	M. WAINWRIGHT	09:17:15.854	M. WAINWRIGHT	1:38.981	1:19:21.375
28	13:26:32.940	N. BAILLY	13:28:11.782	N. BAILLY	1:38.842	1:13:40.120	20	10:19:49.115	M. WAINWRIGHT	10:21:26.992	T. GAMBLE	1:37.877	1:20:59.252
29	14:10:10.971	N. BAILLY	14:13:33.043	M. LAHAYE	3:22.072	1:17:02.192	21	11:16:18.633	T. GAMBLE	11:17:40.441	T. GAMBLE	1:21.808	1:22:21.060
30	14:54:04.484	M. LAHAYE	14:55:53.925	M. LAHAYE	1:49.441	1:18:51.633	22	12:14:16.183	T. GAMBLE	12:15:51.211	M. WAINWRIGHT	1:35.028	1:23:56.088
31	15:19:41.849	M. LAHAYE	15:22:58.670	T. AOKI	3:16.821	1:22:08.454	23	12:58:53.307	M. WAINWRIGHT	13:00:02.903	M. WAINWRIGHT	1:09.596	1:25:05.684
32	15:46:35.296	T. AOKI	15:47:55.352	T. AOKI	1:20.056	1:23:28.510	24	13:36:57.551	M. WAINWRIGHT	13:38:18.681	B. BARKER	1:21.130	1:26:26.814
85 Iron Lynx Ferrari 488 GTE Evo LMGTE Am							88 Dempsey - Proton Racing Porsche 911 RSR - 19 LMGTE Am						
1	16:58:29.803	M. GATTING	16:59:58.053	M. GATTING	1:28.250	1:28.250	1	16:49:03.307	J. ANDLAUER	16:50:34.100	J. ANDLAUER	1:30.793	1:30.793
2	17:55:14.178	M. GATTING	17:56:34.224	M. GATTING	1:20.046	2:48.296	2	17:49:23.397	J. ANDLAUER	17:51:23.142	D. BASTIEN	1:59.745	3:30.538
3	18:45:02.158	M. GATTING	18:46:30.048	S. BOVY	1:27.890	4:16.186	3	18:56:21.497	D. BASTIEN	18:57:48.707	D. BASTIEN	1:27.210	4:57.748
4	19:48:55.798	S. BOVY	19:50:13.566	S. BOVY	1:17.768	5:33.954	4	20:15:05.354	D. BASTIEN	20:16:51.160	L. ARNOLD	1:45.806	6:43.554
5	20:45:35.562	S. BOVY	20:47:10.016	R. FREY	1:34.454	7:08.408	5	21:16:31.407	L. ARNOLD	21:20:01.282	L. ARNOLD	3:29.875	10:13.429
6	22:01:31.813	R. FREY	22:02:58.885	R. FREY	1:27.072	8:35.480	6	22:07:30.725	L. ARNOLD	22:09:08.454	J. ANDLAUER	1:37.729	11:51.158
7	22:56:26.463	R. FREY	22:58:06.607	M. GATTING	1:40.144	10:15.624	7	23:23:45.859	J. ANDLAUER	23:25:27.668	J. ANDLAUER	1:41.809	13:32.967
8	23:58:47.673	M. GATTING	00:01:44.183	M. GATTING	2:56.510	13:12.134	8	00:34:36.352	J. ANDLAUER	00:36:17.925	L. ARNOLD	1:41.573	15:14.540
9	01:02:54.226	M. GATTING	01:13:58.882	S. BOVY	11:04.656	24:16.790	9	01:34:16.555	L. ARNOLD	01:35:37.123	L. ARNOLD	1:20.568	16:35.108
10	02:12:49.683	S. BOVY	02:14:10.346	S. BOVY	1:20.663	25:37.453	10	02:35:12.829	L. ARNOLD	02:36:50.828	J. ANDLAUER	1:37.999	18:13.107
11	03:09:36.768	S. BOVY	03:11:11.521	R. FREY	1:34.753	27:12.206	11	03:31:14.356	J. ANDLAUER	03:32:35.022	J. ANDLAUER	1:20.666	19:33.773
12	04:05:43.537	R. FREY	04:07:10.024	R. FREY	1:26.487	28:38.693	12	04:27:19.293	J. ANDLAUER	04:28:59.171	L. ARNOLD	1:39.878	21:13.651
13	05:03:45.827	R. FREY	05:05:19.218	M. GATTING	1:33.391	30:12.084	13	05:25:47.780	L. ARNOLD	05:27:08.895	L. ARNOLD	1:21.115	22:34.766
14	06:00:28.643	M. GATTING	06:01:48.665	M. GATTING	1:20.022	31:32.106	14	06:22:49.853	L. ARNOLD	06:24:29.848	J. ANDLAUER	1:39.995	24:14.761
15	06:56:53.466	M. GATTING	06:58:27.707	S. BOVY	1:34.241	33:06.347	15	06:28:53.821	J. ANDLAUER	06:37:43.856	J. ANDLAUER	8:50.035	33:04.796
16	07:53:23.000	S. BOVY	07:54:42.947	S. BOVY	1:19.947	34:26.294	16	07:31:58.267	J. ANDLAUER	07:33:36.677	D. BASTIEN	1:38.415	34:43.211
17	08:50:36.649	S. BOVY	08:52:11.288	R. FREY	1:34.639	36:00.933	17	08:31:30.082	D. BASTIEN	08:32:54.934	D. BASTIEN	1:24.847	36:08.058
18	09:46:46.425	R. FREY	09:48:07.222	R. FREY	1:20.797	37:21.730	18	09:30:57.387	D. BASTIEN	09:32:34.523	L. ARNOLD	1:37.136	37:45.194
19	10:45:06.306	R. FREY	10:46:41.145	M. GATTING	1:34.839	38:56.569	19	10:29:38.080	L. ARNOLD	10:30:59.598	L. ARNOLD	1:21.518	39:06.712
20	11:44:21.061	M. GATTING	11:45:41.016	M. GATTING	1:19.955	40:16.524	20	10:41:36.765	L. ARNOLD	10:42:45.277	L. ARNOLD	1:08.512	40:15.224
21	12:43:02.474	M. GATTING	12:44:39.497	S. BOVY	1:37.023	41:53.547	21	11:40:24.027	L. ARNOLD	11:42:02.857	D. BASTIEN	1:38.830	41:54.054
22	13:39:56.738	S. BOVY	13:41:30.558	S. BOVY	1:33.820	43:27.367	22	12:43:01.661	D. BASTIEN	12:44:24.539	D. BASTIEN	1:22.878	43:16.932
23	14:32:34.007	S. BOVY	14:34:18.741	R. FREY	1:44.734	45:12.101	23	13:38:58.900	D. BASTIEN	13:40:35.874	J. ANDLAUER	1:36.974	44:53.906
24	15:26:39.917	R. FREY	15:27:59.718	R. FREY	1:19.801	46:31.902	24	13:59:53.267	J. ANDLAUER	14:00:58.427	J. ANDLAUER	1:05.160	45:59.066
86 GR Racing Porsche 911 RSR - 19 LMGTE Am							91 Porsche GT Team Porsche 911 RSR - 19 LMGTE Pro						
1	16:49:24.960	B. BARKER	16:50:47.761	B. BARKER	1:22.801	1:22.801	1	16:40:42.547	G. BRUNI	16:41:55.446	G. BRUNI	1:12.899	1:12.899
2	17:46:00.857	B. BARKER	17:47:33.415	M. WAINWRIGHT	1:32.558	2:55.359	2	17:40:39.271	G. BRUNI	17:42:18.121	R. LIETZ	1:38.850	2:51.749
3	18:03:56.111	M. WAINWRIGHT	18:04:46.986	M. WAINWRIGHT	50.875	3:46.234	3	18:37:01.193	R. LIETZ	18:38:24.854	R. LIETZ	1:23.661	4:15.410
4	18:39:58.055	M. WAINWRIGHT	19:16:51.561	M. WAINWRIGHT	36:53.506	40:39.740	4	19:56:34.995	R. LIETZ	19:58:05.405	F. MAKOWIECKI	1:30.410	5:45.820
5	20:32:06.265	M. WAINWRIGHT	20:33:44.002	M. WAINWRIGHT	1:37.737	42:17.477	5	20:52:04.530	F. MAKOWIECKI	20:53:16.854	F. MAKOWIECKI	1:12.324	6:58.144
6	21:02:31.954	M. WAINWRIGHT	21:03:44.505	T. GAMBLE	1:12.551	43:30.028	6	22:16:39.841	F. MAKOWIECKI	22:18:17.244	F. MAKOWIECKI	1:37.403	8:35.547
7	22:24:06.519	T. GAMBLE	22:28:08.363	T. GAMBLE	4:01.844	47:31.872							
8	23:41:21.752	T. GAMBLE	23:43:06.346	B. BARKER	1:44.594	49:16.466							
9	00:52:58.419	B. BARKER	00:54:21.376	B. BARKER	1:22.957	50:39.423							
10	01:50:41.189	B. BARKER	01:52:15.903	T. GAMBLE	1:34.714	52:14.137							





FIA WEC 89^e Edition des 24 Heures du Mans Race

Pit Stop Analysis



No	In Time	In Driver	Out Time	Out Driver	Pit Time	T. Pit Time	No	In Time	In Driver	Out Time	Out Driver	Pit Time	T. Pit Time
7	23:39:31.791	F. MAKOWIECKI	23:41:02.614	G. BRUNI	1:30.823	10:06.370	8	00:06:25.120	O. HANCOCK	00:08:59.416	R. GUNN	2:34.296	18:29.105
8	00:54:53.034	G. BRUNI	00:56:11.819	G. BRUNI	1:18.785	11:25.155	9	01:15:45.780	R. GUNN	01:17:09.908	R. GUNN	1:24.128	19:53.233
9	01:57:16.555	G. BRUNI	01:58:41.442	R. LIETZ	1:24.887	12:50.042	10	02:15:46.670	R. GUNN	02:17:25.107	R. GUNN	1:38.437	21:31.670
10	02:58:45.153	R. LIETZ	02:59:59.344	R. LIETZ	1:14.191	14:04.233	11	03:07:45.390	R. GUNN	03:09:21.202	O. HANCOCK	1:35.812	23:07.482
11	03:58:07.013	R. LIETZ	03:59:32.785	F. MAKOWIECKI	1:25.772	15:30.005	12	04:04:34.681	O. HANCOCK	04:05:57.501	O. HANCOCK	1:22.820	24:30.302
12	04:58:35.008	F. MAKOWIECKI	04:59:49.625	F. MAKOWIECKI	1:14.617	16:44.622	13	05:02:31.727	O. HANCOCK	05:04:11.229	J. HARTSHORNE	1:39.502	26:09.804
13	05:57:51.307	F. MAKOWIECKI	05:59:18.545	G. BRUNI	1:27.238	18:11.860	14	06:07:39.579	J. HARTSHORNE	06:09:13.292	J. HARTSHORNE	1:33.713	27:43.517
14	06:57:08.827	G. BRUNI	06:58:34.517	G. BRUNI	1:25.690	19:37.550	15	07:03:57.056	J. HARTSHORNE	07:05:32.712	R. GUNN	1:35.656	29:19.173
15	07:56:17.122	G. BRUNI	07:57:42.609	R. LIETZ	1:25.487	21:03.037	16	07:59:43.696	R. GUNN	08:01:07.837	R. GUNN	1:24.141	30:43.314
16	08:55:42.661	R. LIETZ	08:56:56.943	R. LIETZ	1:14.282	22:17.319	17	08:55:52.746	R. GUNN	08:57:31.440	R. GUNN	1:38.694	32:22.008
17	09:52:05.531	R. LIETZ	09:53:29.804	F. MAKOWIECKI	1:24.273	23:41.592	18	09:52:52.233	R. GUNN	09:54:24.672	J. HARTSHORNE	1:32.439	33:54.447
18	10:52:02.112	F. MAKOWIECKI	10:53:20.480	F. MAKOWIECKI	1:18.368	24:59.960	19	10:58:51.628	J. HARTSHORNE	11:00:42.460	J. HARTSHORNE	1:50.832	35:45.279
19	11:49:31.303	F. MAKOWIECKI	11:50:54.182	G. BRUNI	1:22.879	26:22.839	20	11:56:21.981	J. HARTSHORNE	11:57:55.756	O. HANCOCK	1:33.775	37:19.054
20	12:50:36.033	G. BRUNI	12:52:01.825	R. LIETZ	1:25.792	27:48.631	21	12:54:55.635	O. HANCOCK	12:56:23.860	O. HANCOCK	1:28.225	38:47.279
21	13:49:36.461	R. LIETZ	13:51:03.003	R. LIETZ	1:26.542	29:15.173	22	13:28:20.829	O. HANCOCK	13:29:42.404	R. GUNN	1:21.575	40:08.854
22	14:45:10.855	R. LIETZ	14:46:44.215	F. MAKOWIECKI	1:33.360	30:48.533	23	14:23:48.823	R. GUNN	14:25:12.272	R. GUNN	1:23.449	41:32.303
23	15:04:05.293	F. MAKOWIECKI	15:09:21.452	F. MAKOWIECKI	5:16.159	36:04.692	24	15:17:08.426	R. GUNN	15:18:42.450	R. GUNN	1:34.024	43:06.327

92 Porsche GT Team Porsche 911 RSR - 19 LMGTE Pro

1	16:45:09.126	K. ESTRE	16:46:25.156	K. ESTRE	1:16.030	1:16.030
2	17:44:41.722	K. ESTRE	17:45:55.613	K. ESTRE	1:13.891	2:29.921
3	18:36:48.288	K. ESTRE	18:38:09.998	M. CHRISTENSEN	1:21.710	3:51.631
4	19:47:23.542	M. CHRISTENSEN	19:48:37.055	M. CHRISTENSEN	1:13.513	5:05.144
5	20:46:38.267	M. CHRISTENSEN	20:48:05.512	N. JANI	1:27.245	6:32.389
6	22:11:41.071	N. JANI	22:12:59.897	N. JANI	1:18.826	7:51.215
7	23:36:01.473	N. JANI	23:36:42.817	N. JANI	41.344	8:32.559
8	23:44:28.244	N. JANI	23:46:04.506	K. ESTRE	1:36.262	10:08.821
9	01:02:32.005	K. ESTRE	01:03:53.783	K. ESTRE	1:21.778	11:30.599
10	02:05:01.804	K. ESTRE	02:06:28.537	M. CHRISTENSEN	1:26.733	12:57.332
11	03:05:45.413	M. CHRISTENSEN	03:07:02.441	M. CHRISTENSEN	1:17.028	14:14.360
12	04:05:02.925	M. CHRISTENSEN	04:06:30.581	N. JANI	1:27.656	15:42.016
13	05:05:53.958	N. JANI	05:07:08.633	N. JANI	1:14.675	16:56.691
14	06:05:25.972	N. JANI	06:06:52.233	K. ESTRE	1:26.261	18:22.952
15	07:04:29.495	K. ESTRE	07:05:56.800	K. ESTRE	1:27.305	19:50.257
16	08:03:21.123	K. ESTRE	08:04:47.571	M. CHRISTENSEN	1:26.448	21:16.705
17	09:03:02.104	M. CHRISTENSEN	09:04:16.078	M. CHRISTENSEN	1:13.974	22:30.679
18	10:04:08.746	M. CHRISTENSEN	10:05:35.670	N. JANI	1:26.924	23:57.603
19	10:52:01.298	N. JANI	10:53:21.109	K. ESTRE	1:19.811	25:17.414
20	11:52:57.015	K. ESTRE	11:54:29.220	K. ESTRE	1:32.205	26:49.619
21	12:54:01.787	K. ESTRE	12:55:26.731	M. CHRISTENSEN	1:24.944	28:14.563
22	13:52:57.230	M. CHRISTENSEN	13:54:22.355	N. JANI	1:25.125	29:39.688
23	14:48:31.720	N. JANI	14:50:00.568	K. ESTRE	1:28.848	31:08.536
24	15:14:56.558	K. ESTRE	15:17:42.475	K. ESTRE	2:45.917	33:54.453

95 TF Sport Aston Martin Vantage AMR LMGTE Am

1	16:41:16.262	R. GUNN	16:42:38.864	R. GUNN	1:22.602	1:22.602
2	17:37:54.725	R. GUNN	17:39:31.708	R. GUNN	1:36.983	2:59.585
3	18:34:17.953	R. GUNN	18:35:40.060	O. HANCOCK	1:22.107	4:21.692
4	19:16:50.762	O. HANCOCK	19:21:26.787	J. HARTSHORNE	4:36.025	8:57.717
5	20:36:10.430	J. HARTSHORNE	20:38:01.668	J. HARTSHORNE	1:51.238	10:48.955
6	21:29:22.352	J. HARTSHORNE	21:32:57.926	O. HANCOCK	3:35.574	14:24.529
7	22:57:35.607	O. HANCOCK	22:59:05.887	O. HANCOCK	1:30.280	15:54.809

98 Aston Martin Racing Aston Martin Vantage AMR LMGTE Am

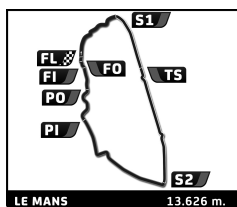
1	16:45:06.112	N. THIAM	16:46:37.140	N. THIAM	1:31.028	1:31.028
2	17:41:42.823	N. THIAM	17:43:06.986	N. THIAM	1:24.163	2:55.191
3	18:38:21.987	N. THIAM	18:39:55.119	M. GOMES	1:33.132	4:28.323

99 Proton Competition Porsche 911 RSR - 19 LMGTE Am

1	16:49:29.331	H. TINCKNELL	16:51:00.881	H. TINCKNELL	1:31.550	1:31.550
2	17:46:43.817	H. TINCKNELL	17:48:19.958	F. LATORRE	1:36.141	3:07.691
3	18:04:28.699	F. LATORRE	18:09:28.662	F. LATORRE	4:59.963	8:07.654
4	19:05:56.834	F. LATORRE	19:07:28.224	F. LATORRE	1:31.390	9:39.044
5	20:16:56.820	F. LATORRE	20:18:36.469	V. INTERRA, B. DEI, R. VACA	1:39.649	11:18.693

388 Rinaldi Racing Ferrari 488 GTE Evo LMGTE Am

1	16:58:10.843	J. BLEEKEMOLEN	16:59:40.721	J. BLEEKEMOLEN	1:29.878	1:29.878
2	17:58:39.827	J. BLEEKEMOLEN	18:00:05.443	J. BLEEKEMOLEN	1:25.616	2:55.494
3	19:00:39.769	J. BLEEKEMOLEN	19:02:19.003	C. HOOK	1:39.234	4:34.728
4	20:17:23.552	C. HOOK	20:18:55.279	C. HOOK	1:31.727	6:06.455
5	21:14:29.939	C. HOOK	21:19:57.641	P. EHRET	5:27.702	11:34.157
6	21:53:11.759	P. EHRET	21:54:26.386	P. EHRET	1:14.627	12:48.784
7	23:17:55.745	P. EHRET	23:19:37.160	J. BLEEKEMOLEN	1:41.415	14:30.199
8	00:34:38.557	J. BLEEKEMOLEN	00:36:19.837	J. BLEEKEMOLEN	1:41.280	16:11.479
9	01:37:58.822	J. BLEEKEMOLEN	01:39:37.702	J. BLEEKEMOLEN	1:38.880	17:50.359
10	02:41:25.954	J. BLEEKEMOLEN	02:43:04.210	C. HOOK	1:38.256	19:28.615
11	03:40:04.674	C. HOOK	03:41:27.178	C. HOOK	1:22.504	20:51.119
12	03:45:45.614	C. HOOK	03:46:35.867	C. HOOK	50.253	21:41.372
13	04:36:22.325	C. HOOK	04:55:50.401	P. EHRET	19:28.076	41:09.448
14	05:56:19.295	P. EHRET	05:57:46.062	P. EHRET	1:26.767	42:36.215
15	06:57:54.276	P. EHRET	06:59:36.783	J. BLEEKEMOLEN	1:42.507	44:18.722
16	07:58:13.886	J. BLEEKEMOLEN	07:59:54.339	J. BLEEKEMOLEN	1:40.453	45:59.175
17	08:59:26.791	J. BLEEKEMOLEN	09:01:03.293	J. BLEEKEMOLEN	1:36.502	47:35.677
18	10:01:57.904	J. BLEEKEMOLEN	10:03:35.347	C. HOOK	1:37.443	49:13.120
19	11:10:26.638	C. HOOK	11:12:05.746	C. HOOK	1:39.108	50:52.228
20	12:14:22.199	C. HOOK	12:16:11.611	P. EHRET	1:49.412	52:41.640



FIA WEC

89^e Edition des 24 Heures du Mans

Race

Pit Stop Analysis



No	In Time	In Driver	Out Time	Out Driver	Pit Time	T. Pit Time	No	In Time	In Driver	Out Time	Out Driver	Pit Time	T. Pit Time				
708	Glickenhaus Racing						HYPERCAR	21	08:54:11.704	R. WESTBROOK	08:55:48.194	R. WESTBROOK	1:36.490	31:22.430			
	Glickenhaus 007 LMH							22	09:42:12.364	R. WESTBROOK	09:44:03.867	R. DUMAS	1:51.503	33:13.933			
	1	16:46:50.330	O. PLA	16:48:41.681	O. PLA	1:51.351		1:51.351	23	10:32:35.211	R. DUMAS	10:34:05.355	R. DUMAS	1:30.144	34:44.077		
	2	17:36:38.373	O. PLA	17:37:51.075	O. PLA	1:12.702		3:04.053	24	11:20:46.677	R. DUMAS	11:22:19.134	R. DUMAS	1:32.457	36:16.534		
	3	18:21:27.887	O. PLA	18:23:01.999	F. MAILLEUX	1:34.112		4:38.165	25	12:10:27.611	R. DUMAS	12:11:44.132	R. DUMAS	1:16.521	37:33.055		
	4	19:11:06.563	F. MAILLEUX	19:12:30.582	F. MAILLEUX	1:24.019		6:02.184	26	13:00:00.289	R. DUMAS	13:01:28.456	R. BRISCOE	1:28.167	39:01.222		
	5	20:15:28.476	F. MAILLEUX	20:16:50.116	F. MAILLEUX	1:21.640		7:23.824	27	13:47:26.473	R. BRISCOE	13:48:53.772	R. BRISCOE	1:27.299	40:28.521		
	6	20:59:45.120	F. MAILLEUX	21:01:28.958	L. DERANI	1:43.838		9:07.662	28	14:35:00.137	R. BRISCOE	14:36:30.669	R. WESTBROOK	1:30.532	41:59.053		
	7	22:15:25.185	L. DERANI	22:16:53.625	L. DERANI	1:28.440		10:36.102	29	15:24:49.369	R. WESTBROOK	15:26:09.677	R. WESTBROOK	1:20.308	43:19.361		
	8	23:24:00.128	L. DERANI	23:25:12.741	L. DERANI	1:12.613		11:48.715	777	D'Station Racing						LMGTE Am	
	9	00:19:00.326	L. DERANI	00:21:56.247	O. PLA	2:55.921		14:44.636		1	16:45:41.597	A. WATSON	16:47:14.268	A. WATSON	1:32.671		1:32.671
	10	01:11:01.324	O. PLA	01:12:22.449	O. PLA	1:21.125		16:05.761		2	17:42:45.747	A. WATSON	17:44:20.378	S. HOSHINO	1:34.631		3:07.302
	11	02:01:52.456	O. PLA	02:03:17.112	O. PLA	1:24.656		17:30.417		3	18:17:14.907	S. HOSHINO	18:18:25.544	S. HOSHINO	1:10.637		4:17.939
	12	02:51:50.641	O. PLA	02:53:22.633	F. MAILLEUX	1:31.992		19:02.409		4	18:43:53.300	S. HOSHINO	18:44:25.405	S. HOSHINO	32.105		4:50.044
	13	03:36:11.518	F. MAILLEUX	03:37:25.174	F. MAILLEUX	1:13.656		20:16.065		5	19:32:43.018	S. HOSHINO	19:36:08.683	T. FUJII	3:25.665		8:15.709
	14	04:23:53.673	F. MAILLEUX	04:25:07.384	F. MAILLEUX	1:13.711		21:29.776		6	20:32:31.950	T. FUJII	20:33:53.412	T. FUJII	1:21.462		9:37.171
	15	05:12:57.444	F. MAILLEUX	05:14:28.149	L. DERANI	1:30.705		23:00.481		7	21:51:14.536	T. FUJII	21:52:55.952	T. FUJII	1:41.416		11:18.587
	16	06:00:51.728	L. DERANI	06:02:06.985	L. DERANI	1:15.257		24:15.738		8	23:12:56.659	T. FUJII	23:14:35.454	A. WATSON	1:38.795		12:57.382
	17	06:48:18.039	L. DERANI	06:49:31.799	L. DERANI	1:13.760		25:29.498		9	00:26:36.438	A. WATSON	00:28:17.115	A. WATSON	1:40.677		14:38.059
	18	07:35:48.361	L. DERANI	07:37:17.267	O. PLA	1:28.906		26:58.404		10	01:25:55.860	A. WATSON	01:27:31.127	A. WATSON	1:35.267		16:13.326
	19	08:23:36.082	O. PLA	08:25:09.911	O. PLA	1:33.829		28:32.233		11	01:35:22.266	A. WATSON	01:36:16.582	A. WATSON	54.316		17:07.642
	20	09:11:55.103	O. PLA	09:13:09.288	O. PLA	1:14.185		29:46.418		12	02:35:28.467	A. WATSON	02:37:05.064	T. FUJII	1:36.597		18:44.239
	21	09:53:33.796	O. PLA	09:54:57.063	F. MAILLEUX	1:23.267		31:09.685		13	03:32:28.053	T. FUJII	03:33:51.585	T. FUJII	1:23.532		20:07.771
	22	10:41:16.183	F. MAILLEUX	10:42:29.918	F. MAILLEUX	1:13.735		32:23.420		14	04:25:15.229	T. FUJII	04:27:01.857	T. FUJII	1:46.628		21:54.399
	23	11:37:11.402	F. MAILLEUX	11:38:55.669	L. DERANI	1:44.267		34:07.687		15	05:23:29.230	T. FUJII	05:24:52.297	A. WATSON	1:23.067		23:17.466
	24	12:21:28.973	L. DERANI	12:22:39.983	L. DERANI	1:11.010		35:18.697		16	06:19:50.076	A. WATSON	06:21:26.884	A. WATSON	1:36.808		24:54.274
	25	13:10:07.438	L. DERANI	13:11:20.708	L. DERANI	1:13.270		36:31.967		17	07:15:58.850	A. WATSON	07:17:32.313	S. HOSHINO	1:33.463		26:27.737
	26	13:57:13.734	L. DERANI	13:58:41.441	O. PLA	1:27.707		37:59.674		18	08:13:42.471	S. HOSHINO	08:15:03.523	S. HOSHINO	1:21.052		27:48.789
27	14:44:43.320	O. PLA	14:45:56.493	O. PLA	1:13.173	39:12.847	19	09:11:46.027		S. HOSHINO	09:13:21.384	T. FUJII	1:35.357	29:24.146			
28	15:30:17.630	O. PLA	15:31:28.186	O. PLA	1:10.556	40:23.403	20	10:10:19.636		T. FUJII	10:11:41.096	T. FUJII	1:21.460	30:45.606			
709	Glickenhaus Racing						HYPERCAR	21		11:07:53.883	T. FUJII	11:09:26.875	A. WATSON	1:32.992	32:18.598		
	Glickenhaus 007 LMH							22		12:06:00.369	A. WATSON	12:07:21.619	A. WATSON	1:21.250	33:39.848		
	1	16:42:58.196	R. WESTBROOK	16:44:11.057	R. WESTBROOK	1:12.861		1:12.861		23	12:56:30.053	A. WATSON	12:57:57.107	S. HOSHINO	1:27.054		35:06.902
	2	17:33:07.452	R. WESTBROOK	17:34:33.891	R. DUMAS	1:26.439		2:39.300		24	13:58:47.275	S. HOSHINO	14:00:11.505	S. HOSHINO	1:24.230		36:31.132
	3	18:21:58.365	R. DUMAS	18:23:28.856	R. DUMAS	1:30.491		4:09.791		25	14:57:38.014	S. HOSHINO	14:59:25.650	S. HOSHINO	1:47.636		38:18.768
	4	19:12:11.646	R. DUMAS	19:13:24.626	R. DUMAS	1:12.980		5:22.771		26	15:24:46.313	S. HOSHINO	15:25:57.940	A. WATSON	1:11.627		39:30.395
	5	20:13:18.563	R. DUMAS	20:14:45.878	R. BRISCOE	1:27.315		6:50.086									
	6	21:01:11.583	R. BRISCOE	21:02:32.882	R. BRISCOE	1:21.299		8:11.385									
	7	21:34:51.087	R. BRISCOE	21:35:59.536	R. BRISCOE	1:08.449		9:19.834									
	8	22:39:50.367	R. BRISCOE	22:43:38.979	R. BRISCOE	3:48.612		13:08.446									
	9	23:41:24.444	R. BRISCOE	23:42:53.665	R. WESTBROOK	1:29.221		14:37.667									
	10	23:53:48.044	R. WESTBROOK	23:54:21.215	R. WESTBROOK	33.171		15:10.838									
	11	00:47:00.091	R. WESTBROOK	00:48:15.079	R. WESTBROOK	1:14.988		16:25.826									
	12	01:36:00.806	R. WESTBROOK	01:37:13.310	R. WESTBROOK	1:12.504		17:38.330									
	13	02:28:18.064	R. WESTBROOK	02:29:41.667	R. DUMAS	1:23.603		19:01.933									
	14	03:16:13.819	R. DUMAS	03:17:27.442	R. DUMAS	1:13.623		20:15.556									
	15	04:04:00.269	R. DUMAS	04:05:14.428	R. DUMAS	1:14.159		21:29.715									
	16	04:53:19.027	R. DUMAS	04:54:54.534	R. BRISCOE	1:35.507		23:05.222									
	17	05:41:36.025	R. BRISCOE	05:42:48.417	R. BRISCOE	1:12.392		24:17.614									
	18	06:29:13.048	R. BRISCOE	06:31:14.822	R. BRISCOE	2:01.774		26:19.388									
	19	07:17:48.479	R. BRISCOE	07:19:44.622	R. WESTBROOK	1:56.143		28:15.531									
	20	08:06:02.987	R. WESTBROOK	08:07:33.396	R. WESTBROOK	1:30.409		29:45.940									

