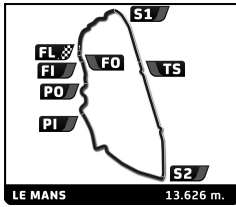


Porsche Sprint Challenge
89^e Edition des 24 Heures du Mans
Free Practice 1

Sector Analysis

— Invalidated Lap ■ Personal Best ■ Session Best B Crossing the pit lane

Lap	Time	Sector 1	Sector 2	Sector 3	Kph	Elapsed	Lap	Time	Sector 1	Sector 2	Sector 3	Kph	Elapsed	
2	Jacques CAUMES FRA							3	4:26.505	42.525	1:39.803	2:04.177	184.1	15:22.956
	BOURGOIN - PORSCHE POITIERS Porsche 997 GT3 R							4	4:21.364	42.096	1:37.344	2:01.924	187.7	19:44.320
1	7:20.048	2:45.233	2:08.377	2:26.438	110.3	7:20.048	5	4:20.750	41.220	1:38.445	2:01.085	188.1	24:05.070	
2	4:55.685	49.686	1:49.512	2:16.487	165.9	12:15.733	6	4:43.689 B	40.442	1:36.129	2:27.118	172.9	28:48.759	
3	4:45.216	48.637	1:44.942	2:11.637	172.0	17:00.949	7	6:49.426	2:14.434	2:33.720	2:01.272	119.8	35:38.185	
4	4:40.075	45.843	1:42.449	2:11.783	175.1	21:41.024								
5	4:37.912	43.921	1:41.828	2:12.163	176.5	26:18.936								
6	4:28.311	43.304	1:38.872	2:06.135	182.8	30:47.247								
7	5:21.208	42.207	2:34.581	2:04.420	152.7	36:08.455								
10	Mickael DE COCK BEL													
	BOURGOIN - PORSCHE POITIERS Porsche 991 GT3 Cup - Phase I													
1	8:11.880	3:22.768	2:26.639	2:22.473	98.7	8:11.880								
2	4:31.221	44.197	1:41.388	2:05.636	180.9	12:43.101								
3	4:29.910	42.347	1:41.418	2:06.145	181.7	17:13.011								
4	4:37.224 B	42.411	1:40.578	2:14.235	176.9	21:50.235								
5	5:42.426	2:00.329	1:39.889	2:02.208	143.3	27:32.661								
6	4:27.722	43.907	1:40.173	2:03.642	183.2	32:00.383								
7	4:27.962	41.765	1:40.678	2:05.519	183.1	36:28.345								
11	Jean-Yves CHARGE FRA													
	BOURGOIN - PORSCHE POITIERS Porsche 991 GT3 Cup - Phase II													
1	7:06.601	2:38.534	2:05.901	2:22.166	113.8	7:06.601								
2	4:31.398	44.447	1:40.674	2:06.277	180.7	11:37.999								
3	4:23.857	41.767	1:39.287	2:02.803	185.9	16:01.856								
4	4:23.257	42.265	1:39.885	2:01.107	186.3	20:25.113								
5	4:20.346	40.900	1:37.308	2:02.138	188.4	24:45.459								
6	4:30.720 B	40.996	1:37.812	2:11.912	181.2	29:16.179								
12	Bruce BELLOEIL FRA													
	BOURGOIN - PORSCHE POITIERS Porsche 991 GT3 Cup - Phase I													
1	7:18.945	2:31.681	2:15.460	2:31.804	110.6	7:18.945								
2	5:14.040	49.253	1:58.785	2:26.002	156.2	12:32.985								
3	4:57.289	48.686	1:51.711	2:16.892	165.0	17:30.274								
4	5:02.049	47.251	1:45.264	2:29.534	162.4	22:32.323								
5	4:55.411	49.320	1:46.333	2:19.758	166.1	27:27.734								
6	4:57.004 B	46.927	1:45.856	2:24.221	165.2	32:24.738								
14	Arnaud PIERRE FRA													
	BOURGOIN - PORSCHE POITIERS Porsche 991 GT3 R													
1	6:08.541	1:52.140	2:01.796	2:14.605	131.7	6:08.541								
2	4:21.967	42.240	1:38.598	2:01.129	187.3	10:30.508								
3	4:18.470	41.215	1:37.694	1:59.561	189.8	14:48.978								
4	4:16.053	40.208	1:37.396	1:58.449	191.6	19:05.031								
5	4:17.464	40.393	1:35.585	2:01.486	190.5	23:22.495								
6	4:22.034 B	41.240	1:35.980	2:04.814	187.2	27:44.529								
7	7:34.283	2:53.482	2:43.848	1:56.953	108.0	35:18.812								
15	Hugues VANDEWOESTYNE FRA													
	BOURGOIN - PORSCHE POITIERS Porsche 991 GT3 Cup - Phase II													
1	9:06.241	4:10.197	2:25.541	2:30.503	88.8	9:06.241								
2	4:51.079	48.261	1:49.103	2:13.715	168.5	13:57.320								
3	4:45.895	47.734	1:44.995	2:13.166	171.6	18:43.215								
4	4:49.604 B	47.486	1:42.270	2:19.848	169.4	23:32.819								
5	6:28.086	2:32.234	1:44.789	2:11.063	126.4	30:00.905								
6	5:45.037	46.786	2:45.714	2:12.537	142.2	35:45.942								
16	Karl VANDEWOESTYNE FRA													
	BOURGOIN - PORSCHE POITIERS Porsche 991 GT3 Cup - Phase II													
1	8:14.359	3:17.428	2:30.467	2:26.464	98.2	8:14.359								

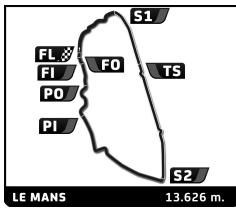


Porsche Sprint Challenge
89^e Edition des 24 Heures du Mans
Free Practice 1

Sector Analysis

— Invalidated Lap ■ Personal Best ■ Session Best B Crossing the pit lane

Lap	Time	Sector 1	Sector 2	Sector 3	Kph	Elapsed	Lap	Time	Sector 1	Sector 2	Sector 3	Kph	Elapsed
17 Jean-Marc LESAGE FRA BERTO MOTEURS Porsche 997 GT3 Cup													
1	7:07.630	2:23.955	2:18.012	2:25.663	113.5	7:07.630							
2	4:51.453	49.832	1:48.362	2:13.259	168.3	11:59.083							
3	4:33.687	43.490	1:40.702	2:09.495	179.2	16:32.770							
4	4:34.542	44.245	1:41.283	2:09.014	178.7	21:07.312							
5	4:28.798	43.293	1:39.954	2:05.551	182.5	25:36.110							
6	4:26.339	43.261	1:38.646	2:04.432	184.2	30:02.449							
7	5:45.020B	44.539	2:44.613	2:15.868	142.2	35:47.469							
8	8:12.233B				99.7	43:59.702							
18 Roland CHOTARD FRA TEAM CHOTARD Porsche 991 GT3 Cup - Phase II													
1	6:00.865	1:37.262	2:01.573	2:22.030	134.5	6:00.865							
2	4:43.744	45.573	1:46.040	2:12.131	172.9	10:44.609							
3	4:36.754	44.110	1:43.957	2:08.687	177.2	15:21.363							
4	4:33.792	43.326	1:43.434	2:07.032	179.2	19:55.155							
5	4:30.995	43.456	1:41.617	2:05.922	181.0	24:26.150							
6	4:29.684	42.311	1:42.123	2:05.250	181.9	28:55.834							
7	4:43.384B	41.920	1:41.259	2:20.205	173.1	33:39.218							
19 Laurent COCHARD FRA 911 IMPACT Porsche 991 GT3 Cup - Phase II													
1	8:12.252	3:25.002	2:20.833	2:26.417	98.6	8:12.252							
2	4:37.622	44.991	1:44.462	2:08.169	176.7	12:49.874							
3	4:38.857	45.705	1:43.431	2:09.721	175.9	17:28.731							
4	4:32.797	43.222	1:41.929	2:07.646	179.8	22:01.528							
5	4:26.733	42.444	1:39.608	2:04.681	183.9	26:28.261							
6	4:26.308	41.989	1:39.725	2:04.594	184.2	30:54.569							
7	5:40.565	44.939	2:39.292	2:16.334	144.0	36:35.134							
20 John DE WILDE BEL SPEEDLOVER Porsche 991 GT3 Cup - Phase II													
1	7:51.949	3:04.093	2:25.865	2:21.991	102.8	7:51.949							
2	4:29.107	43.264	1:42.354	2:03.489	182.3	12:21.056							
3	4:23.083	42.380	1:40.172	2:00.531	186.5	16:44.139							
4	4:18.797	41.258	1:37.233	2:00.306	189.5	21:02.936							
5	4:26.755B	40.542	1:36.879	2:09.334	183.9	25:29.691							
6	5:31.063	1:56.189	1:36.343	1:58.531	148.2	31:00.754							
7	5:03.602	41.224	2:23.622	1:58.756	161.6	36:04.356							
21 David SARNY FRA BERTO MOTEURS Porsche 991 GT3 Cup - Phase II													
1	5:09.616	1:04.874	1:53.164	2:11.578	156.7	5:09.616							
2	4:29.646	43.058	1:41.731	2:04.857	181.9	9:39.262							
3	4:26.191	42.346	1:39.968	2:03.877	184.3	14:05.453							
4	4:22.262	41.957	1:38.931	2:01.374	187.0	18:27.715							
5	4:23.873	42.577	1:38.753	2:02.543	185.9	22:51.588							
6	4:24.047	40.765	1:39.287	2:03.995	185.8	27:15.635							
7	4:29.769B	41.108	1:38.323	2:10.338	181.8	31:45.404							
22 Denis PAPIN FRA RACING TECHNOLOGY Porsche 992 GT3 Cup													
1	7:05.879	2:33.345	2:09.585	2:22.949	114.0	7:05.879							
2	4:31.156	44.528	1:40.298	2:06.330	180.9	11:37.035							
3	4:22.010	41.614	1:38.152	2:02.244	187.2	15:59.045							
4	4:19.492	42.475	1:37.098	1:59.919	189.0	20:18.537							
5	4:16.721	41.225	1:37.075	1:58.421	191.1	24:35.258							
6	4:21.251	41.335	1:36.903	2:03.013	187.8	28:56.509							
7	4:32.318B	42.241	1:39.737	2:10.340	180.1	33:28.827							
23 Arthur RASSE BEL TEAM RASSE Porsche 991 GT3 Cup - Phase II													
1	8:43.502	4:05.856	2:19.481	2:18.165	92.7	8:43.502							
2	4:36.485	44.713	1:44.555	2:07.217	177.4	13:19.987							
3	4:21.460	42.857	1:38.699	1:59.904	187.6	17:41.447							
4	4:20.217	41.136	1:37.874	2:01.207	188.5	22:01.664							
5	4:17.541	40.680	1:36.544	2:00.317	190.5	26:19.205							
6	4:13.210	40.229	1:35.867	1:57.114	193.7	30:32.415							
7	5:17.031	43.603	2:36.799	1:56.629	154.7	35:49.446							
24 Adrian D'SILVA MYS EBM GIGA RACING Porsche 991 GT3 R													
1	6:09.264	1:25.951	2:17.470	2:25.843	131.4	6:09.264							
2	4:35.982	44.569	1:39.625	2:11.788	177.7	10:45.246							
3	4:26.589	44.156	1:39.663	2:02.770	184.0	15:11.835							
4	4:18.780	41.682	1:36.656	2:00.442	189.6	19:30.615							
5	4:21.645	43.053	1:37.722	2:00.870	187.5	23:52.260							
6	4:28.132B	41.460	1:35.392	2:11.280	182.9	28:20.392							
7	6:53.050	2:14.763	2:36.488	2:01.799	118.8	35:13.442							
25 Laurent NUSS FRA 911 IMPACT Porsche 991 GT3 Cup - Phase II													
1	8:11.474	3:14.058	2:21.680	2:35.736	98.7	8:11.474							
2	4:44.159	46.953	1:45.614	2:11.592	172.6	12:55.633							
3	4:46.029B	44.801	1:42.174	2:19.054	171.5	17:41.662							
4	7:05.778	3:08.858	1:47.023	2:09.897	115.2	24:47.440							
5	4:35.184	46.203	1:41.847	2:07.134	178.3	29:22.624							
6	4:49.119	47.089	1:53.950	2:08.080	169.7	34:11.743							
26 Yoan FORGET FRA BOURGOIN - PORSCHE POITIERS Porsche 991 GT3 Cup - Phase II													
1	8:24.928	3:47.322	2:10.051	2:27.555	96.1	8:24.928							
2	4:57.726	46.993	1:52.350	2:18.383	164.8	13:22.654							
3	4:42.187	45.458	1:44.136	2:12.593	173.8	18:04.841							
4	4:48.272B	45.050	1:43.996	2:19.226	170.2	22:53.113							
5	7:16.057	3:29.399	1:40.699	2:05.959	112.5	30:09.170							
6	5:31.195	45.226	2:40.550	2:05.419	148.1	35:40.365							
27 Michel NOURRY FRA NOURRY EXPERIENCE Porsche 997 GT3 R													
1	6:36.156	1:58.678	2:07.600	2:29.878	122.5	6:36.156							
2	4:49.091	47.190	1:48.993	2:12.908	169.7	11:25.247							
3	4:33.499	43.955	1:41.243	2:08.301	179.4	15:58.746							
4	4:33.913	43.621	1:43.048	2:07.244	179.1	20:32.659							
5	5:09.226B	43.224	1:47.856	2:38.146	158.6	25:41.885							

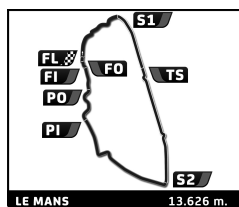


Porsche Sprint Challenge
89^e Edition des 24 Heures du Mans
Free Practice 1

Sector Analysis

— Invalidated Lap ■ Personal Best ■ Session Best B Crossing the pit lane

Lap	Time	Sector 1	Sector 2	Sector 3	Kph	Elapsed	Lap	Time	Sector 1	Sector 2	Sector 3	Kph	Elapsed
6	18:03.041 B				45.3	43:44.926	1	7:54.476	3:08.172	2:23.548	2:22.756	102.3	7:54.476
28 Alain ROUTHIAU FRA							Porsche 991 GT3 Cup - Phase II						
CLRT													
1	7:19.454	2:43.905	2:05.663	2:29.886	110.4	7:19.454	2	4:19.667	41.837	1:37.100	2:00.730	188.9	12:14.143
2	4:54.413	49.365	1:44.509	2:20.539	166.6	12:13.867	3	4:15.353	41.175	1:34.929	1:59.249	192.1	16:29.496
3	4:46.558	49.213	1:43.766	2:13.579	171.2	17:00.425	4	4:11.572	39.907	1:34.394	1:57.271	195.0	20:41.068
4	4:42.036	45.832	1:43.612	2:12.592	173.9	21:42.461	5	4:12.560	39.551	1:34.472	1:58.537	194.2	24:53.628
5	4:37.781	45.253	1:40.855	2:11.673	176.6	26:20.242	6	4:11.349	40.074	1:34.568	1:56.707	195.2	29:04.977
6	4:33.103	43.704	1:40.484	2:08.915	179.6	30:53.345	7	4:24.772 B	39.300	1:35.101	2:10.371	185.3	33:29.749
7	5:39.689 B	45.594	2:35.717	2:18.378	144.4	36:33.034							
8	7:23.092 B				110.7	43:56.126							
29 Patrick CHARLAIX FRA							Porsche 991 GT3 Cup - Phase II						
TFT RACING													
1	9:09.525	3:58.878	2:24.933	2:45.714	88.3	9:09.525	1	6:46.805	1:57.504	2:24.545	2:24.756	119.3	6:46.805
2	5:21.188	53.166	2:01.277	2:26.745	152.7	14:30.713	2	4:37.289	46.809	1:43.433	2:07.047	176.9	11:24.094
3	4:59.765	48.757	1:51.365	2:19.643	163.6	19:30.478	3	4:27.762	42.544	1:39.953	2:05.265	183.2	15:51.856
4	4:57.169	48.448	1:51.082	2:17.639	165.1	24:27.647	4	4:25.526	42.293	1:39.926	2:03.307	184.7	20:17.382
5	4:53.715	49.707	1:46.477	2:17.531	167.0	29:21.362	5	4:26.236	41.823	1:39.933	2:04.480	184.2	24:43.618
6	5:02.657	47.458	2:01.834	2:13.365	162.1	34:24.019	6	4:23.542	41.604	1:39.514	2:02.424	186.1	29:07.160
							7	4:24.487	41.246	1:40.696	2:02.545	185.5	33:31.647
30 Sébastien LAJOUX FRA							Porsche 991 GT3 Cup - Phase I						
BERTO MOTEURS													
1	5:50.448	1:36.133	2:03.007	2:11.308	138.5	5:50.448	1	5:08.532	1:03.906	1:53.095	2:11.531	157.3	5:08.532
2	4:25.342	43.326	1:39.432	2:02.584	184.9	10:15.790	2	4:26.734	42.868	1:40.194	2:03.672	183.9	9:35.266
3	4:22.367	41.515	1:38.563	2:02.289	187.0	14:38.157	3	4:23.624	41.371	1:38.696	2:03.557	186.1	13:58.890
4	4:30.722 B	43.100	1:39.675	2:07.947	181.2	19:08.879	4	4:25.886	42.947	1:38.726	2:04.213	184.5	18:24.776
5	5:43.222	2:02.659	1:37.737	2:02.826	142.9	24:52.101	5	4:29.950 B	41.936	1:37.306	2:10.708	181.7	22:54.726
6	4:45.101	1:05.298	1:38.124	2:01.679	172.1	29:37.202	6	6:49.080	3:11.095	1:39.224	1:58.761	119.9	29:43.806
7	4:37.943	40.819	1:56.899	2:00.225	176.5	34:15.145	7	4:55.945	40.406	2:17.071	1:58.468	165.8	34:39.751
31 Stéphane GIRARDOT FRA							Porsche 992 GT3 Cup						
IMS PERFORMANCE													
1	5:42.029	1:37.446	1:58.255	2:06.328	141.9	5:42.029	1	6:46.625	2:10.067	2:17.468	2:19.090	119.4	6:46.625
2	4:16.779	41.038	1:35.591	2:00.150	191.0	9:58.808	2	4:35.439	45.258	1:42.787	2:07.394	178.1	11:22.064
3	4:12.412	40.251	1:35.352	1:56.809	194.3	14:11.220	3	4:25.472	42.745	1:39.720	2:03.007	184.8	15:47.536
4	4:13.705	39.839	1:35.801	1:58.065	193.3	18:24.925	4	4:21.642	41.875	1:38.096	2:01.671	187.5	20:09.178
5	4:13.151	40.347	1:34.413	1:58.391	193.8	22:38.076	5	4:21.049	42.152	1:38.544	2:00.353	187.9	24:30.227
6	4:11.131	40.492	1:35.510	1:55.129	195.3	26:49.207	6	4:18.885	41.602	1:38.031	1:59.252	189.5	28:49.112
7	4:08.165	39.399	1:34.028	1:54.738	197.7	30:57.372	7	4:37.916 B	41.379	1:38.644	2:17.893	176.5	33:27.028
8	5:07.507 B	42.642	2:21.549	2:03.316	159.5	36:04.879							
33 Roland BERVILLE FRA							Porsche 991 GT3 Cup - Phase II						
MARTINET BY ALMERAS													
1	4:45.408	52.361	1:47.798	2:05.249	170.0	4:45.408	1	9:04.096	4:03.852	2:29.293	2:30.951	89.2	9:04.096
2	4:23.492	42.187	1:40.117	2:01.188	186.2	9:08.900	2	4:57.034	48.018	1:50.919	2:18.097	165.1	14:01.130
3	4:22.892	43.552	1:39.854	1:59.486	186.6	13:31.792	3	4:54.516 B	45.353	1:45.312	2:23.851	166.6	18:55.646
4	4:23.153	44.083	1:37.492	2:01.578	186.4	17:54.945	4	5:58.230	1:54.781	1:47.055	2:16.394	136.9	24:53.876
5	4:42.082 B	41.406	1:38.767	2:21.909	173.9	22:37.027	5	4:45.192	45.061	1:45.616	2:14.515	172.0	29:39.068
6	6:03.379	2:25.479	1:39.093	1:58.807	135.0	28:40.406	6	5:34.044	44.264	2:37.897	2:11.883	146.8	35:13.112
7	4:15.384	40.216	1:36.991	1:58.177	192.1	32:55.790							
8	4:17.762	42.311	1:37.036	1:58.415	190.3	37:13.552							
35 Tugdual RABREAU FRA							Porsche 992 GT3 Cup						
CLRT													
1	9:05.153	4:02.876	2:31.514	2:30.763	89.0	9:05.153	1	9:05.153	4:02.876	2:31.514	2:30.763	89.0	9:05.153
2	4:39.067	48.260	1:46.294	2:04.513	175.8	13:44.220	2	4:39.067	48.260	1:46.294	2:04.513	175.8	13:44.220
3	4:57.771 B	43.519	1:41.312	2:32.940	164.7	18:41.991	3	4:57.771 B	43.519	1:41.312	2:32.940	164.7	18:41.991
4	7:41.997	3:47.662	1:52.616	2:01.719	106.2	26:23.988	4	7:41.997	3:47.662	1:52.616	2:01.719	106.2	26:23.988
5	4:16.475	41.878	1:36.272	1:58.325	191.3	30:40.463	5	4:16.475	41.878	1:36.272	1:58.325	191.3	30:40.463
6	5:15.650	41.716	2:36.130	1:57.804	155.4	35:56.113	6	5:15.650	41.716	2:36.130	1:57.804	155.4	35:56.113
36 Lionel AMROUCHE FRA							Porsche 991 GT3 Cup - Phase II						
PORSCHE LORIENT RACING													
1	6:46.805	1:57.504	2:24.545	2:24.756	119.3	6:46.805	1	7:54.476	3:08.172	2:23.548	2:22.756	102.3	7:54.476
2	4:37.289	46.809	1:43.433	2:07.047	176.9	11:24.094	2	4:19.667	41.837	1:37.100	2:00.730	188.9	12:14.143
3	4:27.762	42.544	1:39.953	2:05.265	183.2	15:51.856	3	4:15.353	41.175	1:34.929	1:59.249	192.1	16:29.496
4	4:25.526	42.293	1:39.926	2:03.307	184.7	20:17.382	4	4:11.572	39.907	1:34.394	1:57.271	195.0	20:41.068
5	4:26.236	41.823	1:39.933	2:04.480	184.2	24:43.618	5	4:12.560	39.551	1:34.472	1:58.537	194.2	24:53.628
6	4:23.542	41.604	1:39.514	2:02.424	186.1	29:07.160	6	4:11.349	40.074	1:34.568	1:56.707	195.2	29:04.977
7	4:24.487	41.246	1:40.696	2:02.545	185.5	33:31.647	7	4:24.772 B	39.300	1:35.101	2:10.371	185.3	33:29.749
37 Mathieu PONTAIS FRA							Porsche 991 GT3 Cup - Phase II						
PORSCHE LORIENT RACING													
1	5:08.532	1:03.906	1:53.095	2:11.531	157.3	5:08.532	1	6:46.625	2:10.067	2:17.468	2:19.090	119.4	6:46.625
2	4:26.734	42.868	1:40.194	2:03.672	183.9	9:35.266	2	4:35.439	45.258	1:42.787	2:07.394	178.1	11:22.064
3	4:23.624	41.371	1:38.696	2:03.557	186.1	13:58.890	3	4:25.472	42.745	1:39.720	2:03.007	184.8	15:47.536
4	4:25.886	42.947	1:38.726	2:04.213	184.5	18:24.776	4	4:21.642	41.875	1:38.096	2:01.671	187.5	20:09.178
5	4:29.950 B	41.936	1:37.306	2:10.708	181.7	22:54.726	5	4:21.049	42.152	1:38.544	2:00.353	187.9	24:30.227
6	6:49.080	3:11.095	1:39.224	1:58.761	119.9	29:43.806	6	4:18.885	41.602	1:38.031	1:59.252	189.5	28:49.112
7	4:55.945	40.406	2:17.071	1:58.468	165.8	34:39.751	7	4:37.916 B	41.379	1:38.644	2:17.893	176.5	33:27.028
38 Ludovic LOEUL FRA							Porsche 997 GT3 Cup S						
PORSCHE LORIENT RACING													
1	6:46.625	2:10.067	2:17.468	2:19.090	119.4	6:46.625	1	9:04.096	4:03.852	2:29.293	2:30.951	89.2	9:04.096
2	4:35.439	45.258	1:42.787	2:07.394	178.1	11:22.064	2	4:57.034	48.018				

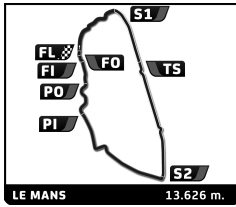


Porsche Sprint Challenge
89^e Edition des 24 Heures du Mans
Free Practice 1

Sector Analysis

— Invalidated Lap ■ Personal Best ■ Session Best B Crossing the pit lane

Lap	Time	Sector 1	Sector 2	Sector 3	Kph	Elapsed	Lap	Time	Sector 1	Sector 2	Sector 3	Kph	Elapsed
41	Heiner IMMIG DEU TURBOGARAGE Porsche 997 GT3 Cup						4	4:27.017	43.366	1:38.327	2:05.324	183.7	23:25.501
1	8:16.228	3:16.299	2:28.391	2:31.538	97.8	8:16.228	5	4:22.386	42.670	1:38.403	2:01.313	187.0	27:47.887
2	5:14.126	49.102	1:59.787	2:25.237	156.2	13:30.354	6	4:22.831	40.849	1:38.748	2:03.234	186.6	32:10.718
3	4:56.644	48.364	1:47.805	2:20.475	165.4	18:26.998	7	4:20.665	41.108	1:36.565	2:02.992	188.2	36:31.383
4	5:00.599 B	47.662	1:44.876	2:28.061	163.2	23:27.597							
5	7:26.729	3:26.004	1:46.115	2:14.610	109.8	30:54.326							
6	5:42.160	48.195	2:35.063	2:18.902	143.4	36:36.486							
42	Andreas SCZEPANSKY DEU ECKE MOTORSPORT Porsche 991 GT3 Cup - Phase II												
1	6:56.189	2:08.196	2:25.206	2:22.787	116.6	6:56.189							
2	4:46.282	45.374	1:45.789	2:15.119	171.3	11:42.471							
3	4:32.152	43.359	1:42.966	2:05.827	180.2	16:14.623							
4	4:28.548	42.413	1:41.455	2:04.680	182.7	20:43.171							
5	4:24.607	42.036	1:40.231	2:02.340	185.4	25:07.778							
6	4:24.763	43.158	1:38.888	2:02.717	185.3	29:32.541							
7	4:38.153	41.032	1:54.997	2:02.124	176.4	34:10.694							
43	Günther SCHINDLER DEU ECKE MOTORSPORT Porsche 991 GT3 Cup - Phase II												
1	6:10.629	1:39.988	2:10.336	2:20.305	130.9	6:10.629							
2	4:46.884	45.583	1:46.997	2:14.304	171.0	10:57.513							
3	4:33.390	43.308	1:41.847	2:08.235	179.4	15:30.903							
4	4:30.053	42.661	1:41.179	2:06.213	181.6	20:00.956							
5	4:28.977	43.882	1:40.359	2:04.736	182.4	24:29.933							
6	4:27.726	42.933	1:40.247	2:04.546	183.2	28:57.659							
7	4:26.773	41.848	1:41.445	2:03.480	183.9	33:24.432							
8	4:48.872 B	42.577	1:39.552	2:26.743	169.8	38:13.304							
9	4:39.743 B			175.4	42:53.047								
44	Yves PROVINS FRA RACING TECHNOLOGY Porsche 991 GT3 Cup - Phase II												
1	7:04.976	2:32.425	2:08.345	2:24.206	114.2	7:04.976							
2	4:30.792	44.403	1:40.530	2:05.859	181.1	11:35.768							
3	4:25.489	42.499	1:39.664	2:03.326	184.8	16:01.257							
4	4:21.291	42.262	1:37.687	2:01.342	187.7	20:22.548							
5	4:19.649	40.841	1:37.456	2:01.352	188.9	24:42.197							
6	4:25.659 B	42.031	1:37.431	2:06.197	184.6	29:07.856							
7	6:54.282	2:22.003	2:32.645	1:59.634	118.4	36:02.138							
45	Marc CATTANEO FRA CLRT Porsche 992 GT3 Cup												
1	7:44.794	3:09.786	2:10.632	2:24.376	104.4	7:44.794							
2	5:00.870	48.836	1:59.295	2:12.739	163.0	12:45.664							
3	4:36.375	44.542	1:41.745	2:10.088	177.5	17:22.039							
4	4:49.398 B	47.379	1:41.198	2:20.821	169.5	22:11.437							
5	7:05.106	3:13.301	1:41.963	2:09.842	115.4	29:16.543							
6	4:30.911	43.667	1:40.300	2:06.944	181.1	33:47.454							
46	Howard BLANK USA CLRT Porsche 992 GT3 Cup												
1	7:24.500	3:00.547	2:02.757	2:21.196	109.2	7:24.500							
2	4:59.340 B	45.760	1:44.157	2:29.423	163.9	12:23.840							
3	6:34.644	2:43.103	1:42.442	2:09.099	124.3	18:58.484							
47	Fabrice NOTARIE MCO CLRT Porsche 992 GT3 Cup												
1	9:12.401	4:09.231	2:31.564	2:31.606	87.9	9:12.401							
2	5:01.057	51.328	1:53.814	2:15.915	162.9	14:13.458							
3	4:50.154	47.292	1:47.806	2:15.056	169.1	19:03.612							
4	4:35.465	46.430	1:42.304	2:06.731	178.1	23:39.077							
5	4:31.739	43.722	1:40.211	2:07.806	180.5	28:10.816							
6	4:41.775	45.269	1:42.059	2:14.447	174.1	32:52.591							
7	4:35.416	46.744	1:39.389	2:09.283	178.1	37:28.007							
48	Lilou WADOUX-DUCELLIER FRA CLRT Porsche 992 GT3 Cup												
1	6:05.096	1:36.983	2:09.943	2:18.170	132.9	6:05.096							
2	4:18.438	41.654	1:38.982	1:57.802	189.8	10:23.534							
3	4:15.100	39.965	1:35.590	1:59.545	192.3	14:38.634							
4	4:11.045	39.838	1:34.748	1:56.459	195.4	18:49.679							
5	4:11.947	40.387	1:35.155	1:56.405	194.7	23:01.626							
6	4:22.523 B	38.590	1:33.842	2:10.091	186.9	27:24.149							
7	8:00.501	3:20.184	2:46.298	1:54.019	102.1	35:24.650							
49	Merab MEKVABISHVILI RUS VAN BERGHE HUBER RACING Porsche 991 GT3 Cup - Phase II												
1	6:47.871	1:36.313	2:44.917	2:26.641	119.0	6:47.871							
2	4:38.280	46.692	1:43.289	2:08.299	176.3	11:26.151							
3	4:33.823	43.610	1:42.074	2:08.139	179.1	15:59.974							
4	4:26.620	43.065	1:40.202	2:03.353	184.0	20:26.594							
5	4:28.065	42.454	1:39.849	2:05.762	183.0	24:54.659							
6	4:28.235	43.939	1:38.454	2:05.842	182.9	29:22.894							
7	4:41.530 B	44.887	1:44.251	2:12.392	174.2	34:04.424							
50	Inés TAITTINGER FRA MARTINET BY ALMERAS Porsche 991 GT3 Cup - Phase II												
1	6:09.515	1:24.931	2:20.227	2:24.357	131.3	6:09.515							
2	4:38.372	45.512	1:43.748	2:09.112	176.2	10:47.887							
3	4:26.649	42.423	1:41.113	2:03.113	184.0	15:14.536							
4	4:24.322	41.622	1:40.792	2:01.908	185.6	19:38.858							
5	4:22.377	43.119	1:38.085	2:01.173	187.0	24:01.235							
6	4:19.697	41.534	1:38.284	1:59.879	188.9	28:20.932							
7	4:30.777	41.232	1:39.526	2:10.019	181.2	32:51.709							
8	4:17.723	40.999	1:37.128	1:59.596	190.3	37:09.432							
51	Evgeny KIREEV CYP VAN BERGHE HUBER RACING Porsche 991 GT3 Cup - Phase II												
1	6:42.022	2:12.295	2:13.364	2:16.363	120.7	6:42.022							
2	4:33.105	43.680	1:41.306	2:08.119	179.6	11:15.127							
3	4:28.408	42.599	1:39.993	2:05.816	182.8	15:43.535							
4	4:24.832	42.298	1:38.828	2:03.706	185.2	20:08.367							
5	4:24.744	42.310	1:40.714	2:01.720	185.3	24:33.111							
6	4:19.485	41.438	1:37.694	2:00.353	189.0	28:52.596							
7	4:26.285 B	40.647	1:37.630	2:08.008	184.2	33:18.881							



Porsche Sprint Challenge
89^e Edition des 24 Heures du Mans
Free Practice 1

Sector Analysis

— Invalidated Lap ■ Personal Best ■ Session Best B Crossing the pit lane

Lap	Time	Sector 1	Sector 2	Sector 3	Kph	Elapsed	Lap	Time	Sector 1	Sector 2	Sector 3	Kph	Elapsed	
52	Yves GODARD FRA TEAM 52 Porsche 991 GT3 Cup - Phase I							7	5:07.601	40.767	2:26.207	2:00.627	159.5	34:55.079
1	8:21.860	3:45.105	2:11.335	2:25.420	96.7	8:21.860								
2	4:56.123	47.345	1:54.288	2:14.490	165.7	13:17.983								
3	4:39.678	45.297	1:43.065	2:11.316	175.4	17:57.661								
4	4:34.588	43.736	1:41.890	2:08.962	178.6	22:32.249								
5	4:29.620	42.619	1:43.681	2:03.320	181.9	27:01.869								
6	4:22.993	42.131	1:38.908	2:01.954	186.5	31:24.862								
7	5:04.251	41.710	2:15.560	2:06.981	161.2	36:29.113								
53	Nick JONES GBR PARKER RACING Porsche 991 GT3 R													
1	7:56.523 B	3:47.854	1:50.345	2:18.324	101.8	7:56.523								
2	6:02.062	2:15.538	1:41.449	2:05.075	135.5	13:58.585								
3	4:22.742	42.003	1:37.550	2:03.189	186.7	18:21.327								
4	4:18.590	40.459	1:35.749	2:02.382	189.7	22:39.917								
5	4:13.849	40.450	1:35.489	1:57.910	193.2	26:53.766								
54	Justin AMSTRONG GBR PARKER RACING Porsche 991 GT3 Cup - Phase II													
1	8:54.508 B	4:04.531	2:19.793	2:30.184	90.8	8:54.508								
2	6:04.761	2:15.393	1:41.928	2:07.440	134.5	14:59.269								
3	4:28.542	42.727	1:41.117	2:04.698	182.7	19:27.811								
4	4:26.967	41.959	1:40.775	2:04.233	183.7	23:54.778								
5	4:23.795	42.121	1:39.665	2:02.009	186.0	28:18.573								
6	4:23.667	40.870	1:40.242	2:02.555	186.0	32:42.240								
7	4:26.123	42.814	1:41.351	2:01.958	184.3	37:08.363								
55	Michael DOPPELMAYR CHE RUTRONIK RACING Porsche 991 GT3 R													
1	7:05.648	2:23.721	2:11.568	2:30.359	114.0	7:05.648								
2	5:07.397	51.544	1:51.269	2:24.584	159.6	12:13.045								
3	5:08.346	50.171	1:51.297	2:26.878	159.1	17:21.391								
4	4:59.986	48.962	1:46.267	2:24.757	163.5	22:21.377								
5	5:08.190	49.745	1:52.602	2:25.843	159.2	27:29.567								
6	4:58.989	48.646	1:48.175	2:22.168	164.1	32:28.556								
7	5:03.031	48.895	1:50.620	2:23.516	161.9	37:31.587								
56	Dominique BASTIEN USA SPEEDLOVER Porsche 991 GT3 Cup - Phase II													
1	7:52.864	3:45.827	1:55.424	2:11.613	102.6	7:52.864								
2	4:29.093	42.973	1:41.283	2:04.837	182.3	12:21.957								
3	4:23.007	42.006	1:40.632	2:00.369	186.5	16:44.964								
4	4:22.563	40.872	1:38.127	2:03.564	186.8	21:07.527								
5	4:38.841 B	43.390	1:40.535	2:14.916	175.9	25:46.368								
6	6:12.951	2:32.445	1:39.873	2:00.633	131.5	31:59.319								
7	4:20.864	41.138	1:38.934	2:00.792	188.0	36:20.183								
57	Wim MEULDERS BEL SPEEDLOVER Porsche 991 GT3 Cup - Phase II													
1	8:04.769	3:36.973	2:07.810	2:19.986	100.1	8:04.769								
2	4:25.825	43.456	1:38.370	2:03.999	184.5	12:30.594								
3	4:21.260	41.573	1:37.412	2:02.275	187.8	16:51.854								
4	5:52.307 B	41.014	1:59.823	3:11.470	139.2	22:44.161								
5	6:41.781	3:06.429	1:36.433	1:58.919	122.1	29:25.942								
6	4:19.979	42.043	1:39.399	1:58.537	188.7	33:45.921								
58	Pierre Yves PAQUE BEL SPEEDLOVER Porsche 992 GT3 Cup													
1	8:04.305	3:28.543	2:15.054	2:20.708	100.2	8:04.305								
2	4:25.849	42.792	1:38.527	2:04.530	184.5	12:30.154								
3	4:21.325	41.121	1:37.901	2:02.303	187.7	16:51.479								
4	4:19.129	40.851	1:36.738	2:01.540	189.3	21:10.608								
5	4:19.555	41.144	1:37.647	2:00.764	189.0	25:30.163								
6	4:17.315	41.339	1:35.808	2:00.168	190.6	29:47.478								
59	Pierre MARTINET FRA MARTINET BY ALMERAS Porsche 992 GT3 Cup													
1	5:46.569	1:03.065	2:08.638	2:34.866	140.0	5:46.569								
2	5:14.443	51.796	1:53.542	2:29.105	156.0	11:01.012								
3	5:06.126 B	48.519	1:47.700	2:29.907	160.2	16:07.138								
4	7:15.197	3:12.051	1:46.922	2:16.224	112.7	23:22.335								
5	4:46.487	45.644	1:46.188	2:14.655	171.2	28:08.822								
6	4:49.414	48.630	1:46.458	2:14.326	169.5	32:58.236								
60	Lorenz STEGMANN DEU VAN BERGHE HUBER RACING Porsche 991 GT3 Cup - Phase II													
1	6:48.092	2:07.168	2:22.783	2:18.141	118.9	6:48.092								
2	4:20.402	42.352	1:40.072	1:57.978	188.4	11:08.494								
3	4:15.402	40.513	1:36.137	1:58.752	192.1	15:23.896								
4	4:15.135	41.387	1:36.580	1:57.168	192.3	19:39.031								
5	4:13.517	40.703	1:35.932	1:56.882	193.5	23:52.548								
6	4:16.477	41.431	1:35.530	1:59.516	191.3	28:09.025								
7	4:21.718 B	41.448	1:36.416	2:03.854	187.4	32:30.743								
61	Michael DOPPELMAYR CHE RUTRONIK RACING Porsche 991 GT3 R													
1	7:05.648	2:23.721	2:11.568	2:30.359	114.0	7:05.648								
2	5:07.397	51.544	1:51.269	2:24.584	159.6	12:13.045								
3	5:08.346	50.171	1:51.297	2:26.878	159.1	17:21.391								
4	4:59.986	48.962	1:46.267	2:24.757	163.5	22:21.377								
5	5:08.190	49.745	1:52.602	2:25.843	159.2	27:29.567								
6	4:58.989	48.646	1:48.175	2:22.168	164.1	32:28.556								
7	5:03.031	48.895	1:50.620	2:23.516	161.9	37:31.587								
62	Georgi DONCHEV BGR VAN BERGHE HUBER RACING Porsche 992 GT3 Cup													
1	6:06.195	1:52.593	1:58.775	2:14.827	132.5	6:06.195								
2	4:19.819	41.934	1:38.343	1:59.542	188.8	10:26.014								
3	4:14.899	40.971	1:35.992	1:57.936	192.4	14:40.913								
4	4:14.944	40.666	1:35.444	1:58.834	192.4	18:55.857								
5	4:14.540	39.674	1:35.387	1:59.479	192.7	23:10.397								
6	4:13.167	39.877	1:35.057	1:58.233	193.8	27:23.564								
7	4:19.277 B	39.197	1:34.917	2:05.163	189.2	31:42.841								
63	Charles RAINFORD GBR CCK MOTORSPORT Porsche 991 GT3 Cup - Phase II													
1	5:47.732	1:36.377	2:03.670	2:07.685	139.6	5:47.732								
2	4:21.173	42.217	1:40.340	1:58.616	187.8	10:08.905								
3	4:14.234	40.076	1:36.947	1:57.211	192.9	14:23.139								
4	4:29.821 B	43.536	1:37.646	2:08.639	181.8	18:52.960								
5	6:44.092	3:11.580	1:36.325	1:56.187	121.4	25:37.052								
6	4:10.802	39.889	1:35.542	1:55.371	195.6	29:47.854								
7	5:10.211	40.658	2:33.630	1:55.923	158.1	34:58.065								