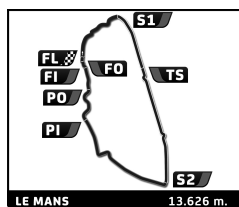


Porsche Sprint Challenge 89^e Edition des 24 Heures du Mans Free Practice 2

Sector Analysis

— Invalidated Lap ■ Personal Best ■ Session Best B Crossing the pit lane

Lap	Time	Sector 1	Sector 2	Sector 3	Kph	Elapsed	Lap	Time	Sector 1	Sector 2	Sector 3	Kph	Elapsed	
2	Jacques CAUMES FRA							1	5:48.525	1:45.520	1:57.344	2:05.661	139.2	5:48.525
	BOURGOIN - PORSCHE POITIERS Porsche 997 GT3 R							2	4:20.220	41.127	1:37.604	2:01.489	188.5	10:08.745
	1	7:09.808	2:50.151	2:01.292	2:18.365	112.9	7:09.808	3	4:18.636	40.425	1:36.520	2:01.691	189.7	14:27.381
	2	4:27.440	43.588	1:39.120	2:04.732	183.4	11:37.248	4	4:18.687	40.783	1:37.836	2:00.068	189.6	18:46.068
	3	4:24.374	41.661	1:37.833	2:04.880	185.5	16:01.622	5	4:17.777	40.447	1:35.194	2:02.136	190.3	23:03.845
	4	4:22.611	41.107	1:36.990	2:04.514	186.8	20:24.233	6	4:18.006	39.804	1:39.214	1:58.988	190.1	27:21.851
	5	4:21.914	41.900	1:37.254	2:02.760	187.3	24:46.147	7	4:14.938	41.320	1:35.352	1:58.266	192.4	31:36.789
	6	4:20.339	41.125	1:36.647	2:02.567	188.4	29:06.486	8	5:07.211 B	40.961	1:54.026	2:32.224	159.7	36:44.000
	7	4:18.486	41.527	1:37.372	1:59.587	189.8	33:24.972							
	8	4:14.217	40.466	1:35.677	1:58.074	193.0	37:39.189							
3	Pascal DELAHAYE FRA							1	7:30.570	2:49.534	2:28.336	2:12.700	107.7	7:30.570
	BOURGOIN - PORSCHE POITIERS Porsche 991 GT3 Cup - Phase I							2	4:30.000	43.471	1:42.803	2:03.726	181.7	12:00.570
	1	8:05.882	3:35.503	2:10.586	2:19.793	99.9	8:05.882	3	4:26.078	42.241	1:40.931	2:02.906	184.4	16:26.648
	2	4:44.433	46.641	1:43.955	2:13.837	172.5	12:50.315	4	4:23.203	41.911	1:39.302	2:01.990	186.4	20:49.851
	3	4:43.095	45.343	1:44.553	2:13.199	173.3	17:33.410	5	4:24.049	41.698	1:39.780	2:02.571	185.8	25:13.900
	4	4:41.353	46.562	1:42.675	2:12.116	174.3	22:14.763	6	4:22.820	41.894	1:38.880	2:02.046	186.6	29:36.720
	5	4:35.231	44.746	1:41.602	2:08.883	178.2	26:49.994	7	4:31.145	42.561	1:46.412	2:02.172	180.9	34:07.865
	6	4:35.898	44.476	1:41.844	2:09.578	177.8	31:25.892	8	4:22.942	41.591	1:38.751	2:02.600	186.6	38:30.807
	7	4:34.538	44.472	1:40.991	2:08.805	178.7	36:00.430							
4	Olivier RABOT FRA							1	5:56.671	1:43.020	2:06.163	2:07.488	136.1	5:56.671
	911 IMPACT Porsche 991 GT3 R							2	4:20.409	41.704	1:39.180	1:59.525	188.4	10:17.080
	1	6:11.663	2:02.225	1:54.568	2:14.870	130.6	6:11.663	3	4:18.077	41.230	1:39.010	1:57.837	190.1	14:35.157
	2	4:21.206	41.878	1:38.386	2:00.942	187.8	10:32.869	4	4:15.689	40.391	1:37.305	1:57.993	191.8	18:50.846
	3	4:17.787	40.720	1:37.724	1:59.343	190.3	14:50.656	5	4:18.531	40.922	1:37.495	2:00.114	189.7	23:09.377
	4	4:15.832	40.989	1:35.734	1:59.109	191.7	19:06.488	6	4:13.306	39.065	1:36.945	1:57.296	193.7	27:22.683
	5	4:17.427	40.353	1:37.089	1:59.985	190.6	23:23.915	7	4:28.317 B	45.239	1:38.137	2:04.941	182.8	31:51.000
	6	4:27.085 B	41.136	1:37.046	2:08.903	183.7	27:51.000							
	7	5:31.131	1:56.472	1:36.491	1:58.168	148.1	33:22.131							
	8	4:13.480	40.142	1:35.729	1:57.609	193.5	37:35.611							
5	Jean-Philippe GAMBARO FRA							1	8:26.725	3:42.181	2:17.950	2:26.594	95.8	8:26.725
	IMS A PERFORMANCE Porsche 991 GT3 Cup - Phase II							2	4:44.664	47.412	1:45.429	2:11.823	172.3	13:11.389
	1	4:54.694	1:00.928	1:47.552	2:06.214	164.7	4:54.694	3	4:36.425	45.052	1:43.072	2:08.301	177.5	17:47.814
	2	4:18.144	40.995	1:38.717	1:58.432	190.0	9:12.838	4	4:46.937 B	45.587	1:42.632	2:18.718	171.0	22:34.751
	3	4:15.017	40.089	1:37.402	1:57.526	192.4	13:27.855	5	6:33.246	2:35.559	1:45.568	2:12.119	124.7	29:07.997
	4	4:13.492	40.217	1:36.779	1:56.496	193.5	17:41.347	6	4:30.814	44.418	1:41.611	2:04.785	181.1	33:38.811
	5	4:20.522	40.332	1:38.203	2:01.987	188.3	22:01.869	7	4:31.022	45.510	1:41.076	2:04.436	181.0	38:09.833
	6	4:13.806	40.089	1:36.939	1:56.778	193.3	26:15.675							
	7	4:12.692	39.752	1:36.090	1:56.850	194.1	30:28.367							
	8	4:10.971	39.849	1:36.013	1:55.109	195.5	34:39.338							
6	Daniel LAMOULIE FRA							1	5:13.025	1:19.699	1:49.874	2:03.452	155.0	5:13.025
	BERTO MOTEURS Porsche 991 GT3 Cup - Phase II							2	4:11.764	40.323	1:35.240	1:56.201	194.8	9:24.789
	1	7:40.949	3:11.521	2:06.364	2:23.064	105.3	7:40.949	3	4:09.341	38.917	1:34.183	1:56.241	196.7	13:34.130
	2	4:37.131	44.863	1:42.915	2:09.353	177.0	12:18.080	4	4:09.112	38.907	1:34.901	1:55.304	196.9	17:43.242
	3	4:30.835	42.692	1:41.540	2:06.603	181.1	16:48.915	5	4:15.555	39.135	1:35.699	2:00.721	191.9	21:58.797
	4	4:33.199	44.404	1:41.930	2:06.865	179.6	21:22.114	6	4:08.058	39.036	1:34.837	1:54.185	197.8	26:06.855
	5	4:42.886 B	43.346	1:42.560	2:16.980	173.4	26:05.000	7	4:06.711	38.740	1:34.160	1:53.811	198.8	30:13.566
	6	5:55.930	2:06.694	1:41.159	2:08.077	137.8	32:00.930	8	4:05.625	38.376	1:34.114	1:53.135	199.7	34:19.191
	7	4:31.547	42.989	1:41.217	2:07.341	180.6	36:32.477	9	4:17.242	40.555	1:35.277	2:01.410	190.7	38:36.433
9	Michel ETTOUATI FRA							1	7:57.001	3:25.867	2:08.297	2:22.837	101.7	7:57.001
	IMS A PERFORMANCE Porsche 997 GT3 R							2	4:47.806	47.218	1:47.254	2:13.334	170.4	12:44.807
	1	7:57.001	3:25.867	2:08.297	2:22.837	101.7	7:57.001	3	4:39.511	45.140	1:43.405	2:10.966	175.5	17:24.318

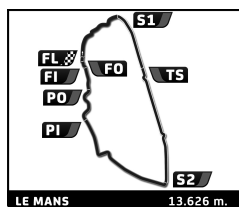


Porsche Sprint Challenge 89^e Edition des 24 Heures du Mans Free Practice 2

Sector Analysis

— Invalidated Lap ■ Personal Best ■ Session Best B Crossing the pit lane

Lap	Time	Sector 1	Sector 2	Sector 3	Kph	Elapsed	Lap	Time	Sector 1	Sector 2	Sector 3	Kph	Elapsed
4	4:53.240B	45.035	1:46.526	2:21.679	167.3	22:17.558	8	5:34.586	2:01.185	1:35.012	1:58.389	146.6	37:07.586
5	5:55.007	2:04.474	1:41.023	2:09.510	138.2	28:12.565	21 David SARNY FRA						
6	4:33.729	44.052	1:40.482	2:09.195	179.2	32:46.294	BERTO MOTEURS Porsche 991 GT3 Cup - Phase II						
7	4:30.959	43.352	1:40.704	2:06.903	181.0	37:17.253	1	6:13.203	2:12.690	1:47.201	2:13.312	130.0	6:13.203
16 Karl VANDEWOESTYNE FRA							2	4:21.738	42.562	1:39.025	2:00.151	187.4	10:34.941
911 IMPACT Porsche 991 GT3 Cup - Phase II							3	4:18.255	41.060	1:37.436	1:59.759	189.9	14:53.196
1	6:10.889	2:02.947	1:53.097	2:14.845	130.9	6:10.889	4	4:14.809	41.046	1:36.303	1:57.460	192.5	19:08.005
2	4:22.573	41.556	1:40.156	2:00.861	186.8	10:33.462	5	4:20.245	41.641	1:37.155	2:01.449	188.5	23:28.250
3	4:17.804	40.543	1:37.706	1:59.555	190.3	14:51.266	6	4:17.684	41.326	1:38.488	1:57.870	190.4	27:45.934
4	4:23.096B	40.759	1:38.009	2:04.328	186.4	19:14.362	7	4:13.241	39.888	1:35.387	1:57.966	193.7	31:59.175
5	5:42.268	2:06.011	1:37.671	1:58.586	143.3	24:56.630	8	4:23.825B	40.901	1:36.168	2:06.756	185.9	36:23.000
6	4:16.648	40.092	1:38.632	1:57.924	191.1	29:13.278	22 Denis PAPIN FRA						
7	4:13.883	40.163	1:36.397	1:57.323	193.2	33:27.161	RACING TECHNOLOGY Porsche 992 GT3 Cup						
8	4:12.592	39.920	1:35.748	1:56.924	194.2	37:39.753	1	5:36.329	1:31.209	1:55.779	2:09.341	144.3	5:36.329
17 Jean-Marc LESAGE FRA							2	4:18.380	41.781	1:36.851	1:59.748	189.9	9:54.709
BERTO MOTEURS Porsche 997 GT3 Cup							3	4:13.635	39.662	1:35.738	1:58.235	193.4	14:08.344
1	6:46.361	2:38.335	1:57.727	2:10.299	119.4	6:46.361	4	4:15.057	40.040	1:36.807	1:58.210	192.3	18:23.401
2	4:26.520	43.379	1:38.760	2:04.381	184.1	11:12.881	5	4:17.462	40.408	1:34.895	2:02.159	190.5	22:40.863
3	4:29.953	44.122	1:41.212	2:04.619	181.7	15:42.834	6	4:11.965	39.859	1:34.999	1:57.107	194.7	26:52.828
4	4:27.210	43.183	1:38.331	2:05.696	183.6	20:10.044	7	4:23.172B	39.730	1:34.963	2:08.479	186.4	31:16.000
5	4:39.781B	43.166	1:40.332	2:16.283	175.3	24:49.825	8	6:50.153	3:17.006	1:34.951	1:58.196	119.6	38:06.153
6	6:34.175B	2:27.814	1:42.915	2:23.446	124.4	31:24.000	23 Arthur RASSE BEL						
7	6:03.909	2:20.546	1:39.041	2:04.322	134.8	37:27.909	TEAM RASSE Porsche 991 GT3 Cup - Phase II						
18 Roland CHOTARD FRA							1	5:33.409	1:16.540	2:07.385	2:09.484	145.6	5:33.409
TEAM CHOTARD Porsche 991 GT3 Cup - Phase II							2	4:16.926	41.557	1:37.200	1:58.169	190.9	9:50.335
1	6:47.066	2:40.690	1:56.634	2:09.742	119.2	6:47.066	3	4:13.724	40.285	1:36.291	1:57.148	193.3	14:04.059
2	4:27.611	42.847	1:41.568	2:03.196	183.3	11:14.677	4	4:11.975	39.975	1:35.684	1:56.316	194.7	18:16.034
3	4:25.193	42.004	1:40.423	2:02.766	185.0	15:39.870	5	4:22.891B	40.005	1:35.727	2:07.159	186.6	22:38.925
4	4:22.349	41.509	1:39.548	2:01.292	187.0	20:02.219	6	6:15.262	2:42.240	1:35.532	1:57.490	130.7	28:54.187
5	4:22.565	41.244	1:39.270	2:02.051	186.8	24:24.784	7	4:09.988	39.638	1:35.080	1:55.270	196.2	33:04.175
6	4:21.981	41.627	1:39.527	2:00.827	187.2	28:46.765	8	4:11.352	40.080	1:35.626	1:55.646	195.2	37:15.527
7	4:22.586	41.450	1:39.586	2:01.550	186.8	33:09.351	24 Adrian D'SILVA MYS						
8	4:19.400	40.817	1:38.373	2:00.210	189.1	37:28.751	EBM GIGA RACING Porsche 991 GT3 R						
19 Laurent COCHARD FRA							1	7:19.229	2:39.775	2:18.596	2:20.858	110.5	7:19.229
911 IMPACT Porsche 991 GT3 Cup - Phase II							2	4:21.017	42.593	1:36.405	2:02.019	187.9	11:40.246
1	6:41.180	2:27.990	2:01.978	2:11.212	121.0	6:41.180	3	4:20.550	41.027	1:36.132	2:03.391	188.3	16:00.796
2	4:23.417	42.145	1:39.477	2:01.795	186.2	11:04.597	4	4:14.456	40.588	1:34.849	1:59.019	192.8	20:15.252
3	4:19.736	41.180	1:37.909	2:00.647	188.9	15:24.333	5	4:14.320	39.502	1:34.969	1:59.849	192.9	24:29.572
4	4:19.393	41.223	1:37.930	2:00.240	189.1	19:43.726	6	4:13.526	40.505	1:35.311	1:57.710	193.5	28:43.098
5	4:21.435	41.764	1:38.038	2:01.633	187.6	24:05.161	7	4:19.838B	40.098	1:34.084	2:05.656	188.8	33:02.936
6	4:17.937	41.436	1:37.248	1:59.253	190.2	28:23.098	25 Laurent NUSS FRA						
7	4:17.997	41.325	1:36.316	2:00.356	190.1	32:41.095	911 IMPACT Porsche 991 GT3 Cup - Phase II						
8	4:16.272	40.837	1:37.044	1:58.391	191.4	36:57.367	1	7:31.829	3:13.013	2:03.495	2:15.321	107.4	7:31.829
20 John DE WILDE BEL							2	4:29.550	44.166	1:40.181	2:05.203	182.0	12:01.379
SPEEDLOVER Porsche 991 GT3 Cup - Phase II							3	4:32.886	42.809	1:40.501	2:09.576	179.8	16:34.265
1	5:52.625	1:35.935	2:05.266	2:11.424	137.6	5:52.625	4	4:24.309	42.763	1:38.437	2:03.109	185.6	20:58.574
2	4:17.041	41.163	1:37.589	1:58.289	190.8	10:09.666	5	4:23.615	43.126	1:38.241	2:02.248	186.1	25:22.189
3	4:14.987	40.419	1:36.915	1:57.653	192.4	14:24.653	6	4:26.171	42.047</				

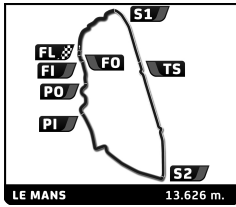


Porsche Sprint Challenge
89^e Edition des 24 Heures du Mans
Free Practice 2

Sector Analysis

Invalidated Lap Personal Best Session Best Crossing the pit lane

Lap	Time	Sector 1	Sector 2	Sector 3	Kph	Elapsed	Lap	Time	Sector 1	Sector 2	Sector 3	Kph	Elapsed	
26	Yoan FORGET BOURGOIN - PORSCHE POITIERS						FRA	6	4:06.721	39.163	1:33.230	1:54.328	198.8	25:52.699
1	7:32.315	3:13.657	2:03.446	2:15.212	107.3	7:32.315	7	4:07.560	39.537	1:33.253	1:54.770	198.1	30:00.259	
2	4:29.523	44.174	1:40.748	2:04.601	182.0	12:01.838	8	4:13.720	39.374	1:33.708	2:00.638	193.3	34:13.979	
3	4:26.695	43.026	1:39.557	2:04.112	183.9	16:28.533	9	4:10.039	39.975	1:34.619	1:55.445	196.2	38:24.018	
4	4:27.014	43.232	1:39.888	2:03.894	183.7	20:55.547								
5	4:24.994	42.828	1:39.204	2:02.962	185.1	25:20.541								
6	4:22.411	42.049	1:38.854	2:01.508	186.9	29:42.952								
7	4:23.629	41.872	1:38.906	2:02.851	186.1	34:06.581								
8	4:23.897	42.065	1:38.385	2:03.447	185.9	38:30.478								
27	Michel NOURRY NOURRY EXPERIENCE						FRA							
1	7:18.637	3:04.944	1:56.944	2:16.749	110.6	7:18.637								
2	5:23.695B	45.500	2:00.135	2:38.060	151.5	12:42.332								
3	11:21.211B	6:24.016	2:06.300	2:50.895	72.0	24:03.543								
4	20:17.761B	7:05.157	2:23.789	...	40.3	44:21.304								
28	Alain ROUTHIAU CLRT						FRA							
1	7:11.177	3:01.604	1:55.869	2:13.704	112.6	7:11.177								
2	4:28.951	43.537	1:39.504	2:05.910	182.4	11:40.128								
3	4:26.788	43.491	1:39.118	2:04.179	183.9	16:06.916								
4	4:25.295	41.960	1:39.853	2:03.482	184.9	20:32.211								
5	4:21.928	42.021	1:38.157	2:01.750	187.3	24:54.139								
6	4:20.861B	41.628	1:41.283	1:57.950	188.0	29:15.000								
7	6:37.013	2:52.811	1:39.314	2:04.888	123.6	35:52.013								
29	Patrick CHARLAIX TFT RACING						FRA							
1	8:37.545	3:38.385	2:15.255	2:43.905	93.8	8:37.545								
2	5:17.258	51.314	2:00.983	2:24.961	154.6	13:54.803								
3	4:53.993	46.247	1:48.685	2:19.061	166.9	18:48.796								
4	5:18.870B	47.439	1:46.386	2:45.045	153.8	24:07.666								
5	6:27.993	2:29.739	1:44.702	2:13.552	126.4	30:35.659								
6	5:11.654	44.701	1:57.395	2:29.558	157.4	35:47.313								
30	Sébastien LAJOUX BERTO MOTEURS						FRA							
1	6:10.132	2:10.228	1:47.013	2:12.891	131.1	6:10.132								
2	4:20.278	41.973	1:37.652	2:00.653	188.5	10:30.410								
3	4:15.380	40.507	1:35.831	1:59.042	192.1	14:45.790								
4	4:17.193	40.245	1:36.910	2:00.038	190.7	19:02.983								
5	4:24.889	42.456	1:40.061	2:02.372	185.2	23:27.872								
6	4:26.661	41.287	1:37.427	2:07.947	184.0	27:54.533								
7	4:20.401	43.705	1:37.660	1:59.036	188.4	32:14.934								
8	4:30.066B	41.422	1:37.146	2:11.498	181.6	36:45.000								
31	Stéphane GIRARDOT IMS A PERFORMANCE						FRA							
1	4:58.831	1:02.402	1:52.127	2:04.302	162.4	4:58.831								
2	4:13.540	40.724	1:35.422	1:57.394	193.5	9:12.371								
3	4:13.280	40.019	1:35.408	1:57.853	193.7	13:25.651								
4	4:08.447	39.657	1:33.682	1:55.108	197.4	17:34.098								
5	4:11.880	40.878	1:36.374	1:54.628	194.7	21:45.978								
32	Roland BERVILLE MARTINET BY ALMERAS						FRA							
1	5:22.888	1:18.739	1:53.288	2:10.861	150.3	5:22.888								
2	4:16.798	40.924	1:38.167	1:57.707	191.0	9:39.686								
3	4:14.742	40.049	1:37.412	1:57.281	192.6	13:54.428								
4	4:13.579	40.283	1:36.820	1:56.476	193.4	18:08.007								
5	4:28.569B	41.739	1:38.193	2:08.637	182.6	22:36.576								
6	5:50.313	2:15.966	1:37.522	1:56.825	140.0	28:26.889								
7	4:12.165	39.824	1:34.972	1:57.369	194.5	32:39.054								
8	4:11.300	40.399	1:35.594	1:55.307	195.2	36:50.354								
33	Tugdual RABREAU CLRT						FRA							
1	5:19.759	1:04.648	2:03.278	2:11.833	151.8	5:19.759								
2	4:12.299	39.770	1:34.471	1:58.058	194.4	9:32.058								
3	4:09.690	39.667	1:33.397	1:56.626	196.5	13:41.748								
4	4:07.112	39.276	1:33.506	1:54.330	198.5	17:48.860								
5	4:10.683	39.595	1:32.972	1:58.116	195.7	21:59.543								
6	4:28.845B	52.692	1:34.550	2:01.603	182.5	26:28.388								
7	7:00.078	3:24.360	1:40.177	1:55.541	116.8	33:28.466								
8	4:07.255	39.486	1:32.654	1:55.115	198.4	37:35.721								
34	Lionel AMROUCHE PORSCHE LORIENT RACING						FRA							
1	6:34.638	2:18.223	1:57.236	2:19.179	123.0	6:34.638								
2	4:24.794	43.272	1:39.910	2:01.612	185.3	10:59.432								
3	4:18.074	40.702	1:37.821	1:59.551	190.1	15:17.506								
4	4:17.031	40.503	1:37.951	1:58.577	190.8	19:34.537								
5	4:36.228B	40.863	1:37.522	2:17.843	177.6	24:10.765								
6	6:36.447	2:57.230	1:39.338	1:59.879	123.7	30:47.212								
7	4:15.905	40.207	1:37.147	1:58.551	191.7	35:03.117								
35	Mathieu PONTAIS PORSCHE LORIENT RACING						FRA							
1	6:17.936	2:20.299	1:45.720	2:11.917	128.4	6:17.936								
2	4:18.114	41.301	1:37.592	1:59.221	190.0	10:36.050								
3	4:15.981	40.525	1:36.592	1:58.864	191.6	14:52.031								
4	4:15.508	40.956	1:36.670	1:57.882	192.0	19:07.539								
5	4:19.930	40.404	1:37.107	2:02.419	188.7	23:27.469								
6	4:30.854	48.586	1:42.935	1:59.333	181.1	27:58.323								
7	4:13.688	40.688	1:36.263	1:56.737	193.4	32:12.011								
8	13:48.090B	40.064	1:35.756	...	59.2	46:00.101								
36	Ludovic LOEUL PORSCHE LORIENT RACING						FRA							
1	6:12.106	2:09.688	1:48.600	2:13.818	130.4	6:12.106								
2	4:21.784	42.032	1:39.527	2:00.225	187.4	10:33.890								
3	4:14.965	41.031	1:35.992	1:57.942	192.4	14:48.855								
4	4:15.656	40.950	1:35.815	1:58.891	191.9	19:04.511								
5	4:22.750	41.792	1:37.322	2:03.636	186.7	23:27.261								
6	4:14.708	41.020	1:36.292	1:57.396	192.6	27:41.969								
7	4:16.239	40.887	1:37.090	1:58.262	191.4	31:58.208								

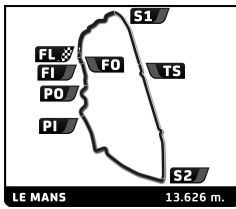


Porsche Sprint Challenge 89^e Edition des 24 Heures du Mans Free Practice 2

Sector Analysis

— Invalidated Lap ■ Personal Best ■ Session Best B Crossing the pit lane

Lap	Time	Sector 1	Sector 2	Sector 3	Kph	Elapsed	Lap	Time	Sector 1	Sector 2	Sector 3	Kph	Elapsed
8	4:13.952	40.705	1:35.222	1:58.025	193.2	36:12.160	2	4:19.084	41.744	1:38.036	1:59.304	189.3	10:01.657
39 Vincent MARTIN FRA JMP TEAM Porsche 991 GT3 Cup - Phase I							3	4:15.383	39.911	1:36.774	1:58.698	192.1	14:17.040
1	7:57.334	3:23.577	2:11.785	2:21.972	101.7	7:57.334	4	4:14.832	39.632	1:36.516	1:58.684	192.5	18:31.872
2	4:46.352	46.735	1:46.548	2:13.069	171.3	12:43.686	5	4:13.360	39.376	1:35.527	1:58.457	193.6	22:45.232
3	4:39.930	44.088	1:44.690	2:11.152	175.2	17:23.616	6	4:21.768B	39.755	1:36.175	2:05.838	187.4	27:07.000
4	4:41.505	44.422	1:45.265	2:11.818	174.3	22:05.121	7	5:49.375	2:16.996	1:35.914	1:56.465	140.4	32:56.375
5	4:38.171	44.329	1:44.440	2:09.402	176.3	26:43.292	8	4:12.697	39.647	1:35.364	1:57.686	194.1	37:09.072
6	4:36.726	43.489	1:43.658	2:09.579	177.3	31:20.018	45 Marc CATTANEO FRA CLRT Porsche 992 GT3 Cup						
7	4:36.232	43.880	1:44.265	2:08.087	177.6	35:56.250	1	7:06.722	2:59.494	1:54.346	2:12.882	113.7	7:06.722
40 Matthias NONN DEU TURBOGARAGE Porsche 997 GT3 R							2	4:26.503	43.467	1:38.514	2:04.522	184.1	11:33.225
1	6:08.296	1:32.993	2:22.027	2:13.276	131.8	6:08.296	3	4:25.407	42.881	1:38.438	2:04.088	184.8	15:58.632
2	4:21.547	42.658	1:39.634	1:59.255	187.6	10:29.843	4	4:24.690	42.234	1:38.191	2:04.265	185.3	20:23.322
3	4:16.889	40.541	1:37.539	1:58.809	191.0	14:46.732	5	4:21.188	42.000	1:37.122	2:02.066	187.8	24:44.510
4	4:17.349	40.775	1:36.241	2:00.333	190.6	19:04.081	6	4:31.490B	41.829	1:36.650	2:13.011	180.7	29:16.000
5	4:14.903	41.866	1:35.468	1:57.569	192.4	23:18.984	7	6:29.492	2:43.275	1:41.545	2:04.672	125.9	35:45.492
6	6:31.063B	41.908	1:36.713	4:12.442	125.4	29:50.047	46 Howard BLANK USA CLRT Porsche 992 GT3 Cup						
7	6:53.699	3:22.113	1:34.819	1:56.767	118.6	36:43.746	1	6:09.520	1:49.717	2:05.802	2:14.001	131.3	6:09.520
41 Heiner IMMIG DEU TURBOGARAGE Porsche 997 GT3 Cup							2	4:25.099	41.963	1:42.691	2:00.445	185.0	10:34.619
1	8:20.721	3:39.290	2:18.894	2:22.537	96.9	8:20.721	3	4:17.186	40.841	1:36.998	1:59.347	190.7	14:51.805
2	4:36.098	44.156	1:42.990	2:08.952	177.7	12:56.819	4	4:16.020	40.745	1:36.112	1:59.163	191.6	19:07.825
3	4:34.578	43.590	1:41.844	2:09.144	178.7	17:31.397	5	4:19.702	40.854	1:37.381	2:01.467	188.9	23:27.527
4	4:34.542	43.687	1:42.247	2:08.608	178.7	22:05.939	6	4:15.941	41.049	1:37.118	1:57.774	191.7	27:43.468
5	4:31.175	43.908	1:40.880	2:06.387	180.9	26:37.114	7	4:14.326	39.740	1:36.299	1:58.287	192.9	31:57.794
6	4:30.443	42.503	1:41.772	2:06.168	181.4	31:07.557	8	4:14.124	40.387	1:35.137	1:58.600	193.0	36:11.918
7	4:42.848B	42.891	1:41.274	2:18.683	173.4	35:50.405	47 Fabrice NOTARI MCO CLRT Porsche 992 GT3 Cup						
42 Andreas SCZEPANSKY DEU ECKE MOTORSPORT Porsche 991 GT3 Cup - Phase II							1	7:46.548	2:58.347	2:17.485	2:30.716	104.0	7:46.548
1	6:44.653	2:25.150	2:09.969	2:09.534	119.9	6:44.653	2	4:28.868	44.471	1:39.748	2:04.649	182.4	12:15.416
2	4:22.533	41.919	1:39.173	2:01.441	186.8	11:07.186	3	4:25.545	42.308	1:39.366	2:03.871	184.7	16:40.961
3	4:18.947	41.343	1:37.952	1:59.652	189.4	15:26.133	4	6:36.349B	54.548	2:15.260	3:26.541	123.8	23:17.310
4	4:18.136	40.509	1:37.255	2:00.372	190.0	19:44.269	5	23:52.449B				34.2	47:09.759
5	4:24.054	41.498	1:38.073	2:04.483	185.8	24:08.323	48 Lilou WADOUX-DUCELLIER FRA CLRT Porsche 992 GT3 Cup						
6	4:21.068	40.936	1:39.158	2:00.974	187.9	28:29.391	1	5:07.338	1:04.018	1:59.091	2:04.229	157.9	5:07.338
7	4:15.448	40.475	1:36.568	1:58.405	192.0	32:44.839	2	4:08.292	39.018	1:34.769	1:54.505	197.6	9:15.630
8	12:57.427B	40.500	1:38.198	...	63.1	45:42.266	3	4:07.238	39.088	1:33.849	1:54.301	198.4	13:22.868
43 Günther SCHINDLER DEU ECKE MOTORSPORT Porsche 991 GT3 Cup - Phase II							4	4:08.460	38.432	1:33.124	1:56.904	197.4	17:31.328
1	6:50.892	2:40.316	2:00.410	2:10.166	118.1	6:50.892	5	4:04.326	38.793	1:33.539	1:51.994	200.8	21:35.654
2	4:28.001	43.313	1:40.771	2:03.917	183.0	11:18.893	6	4:02.587	38.351	1:32.437	1:51.799	202.2	25:38.241
3	4:24.392	41.739	1:39.167	2:03.486	185.5	15:43.285	7	4:04.731	38.415	1:31.964	1:54.352	200.4	29:42.972
4	4:24.063	42.967	1:38.916	2:02.180	185.8	20:07.348	8	4:06.961	38.327	1:36.793	1:51.841	198.6	33:49.933
5	4:24.604	41.883	1:38.955	2:03.766	185.4	24:31.952	9	4:02.747	38.205	1:32.657	1:51.885	202.1	37:52.680
6	4:23.676	41.841	1:38.697	2:03.138	186.0	28:55.628	49 Merab MEKVABISHVILI RUS VAN BERGHE HUBER RACING Porsche 991 GT3 Cup - Phase II						
7	15:45.009B	41.592	1:38.065	...	51.9	44:40.637	1	7:29.783	2:48.718	2:22.839	2:18.226	107.9	7:29.783
44 Yves PROVINS FRA RACING TECHNOLOGY Porsche 991 GT3 Cup - Phase II							2	4:28.599	43.486	1:41.132	2:03.981	182.6	11:58.382
1	5:42.573	1:37.712	1:56.502	2:08.359	141.7	5:42.573	3	4:24.372	41.985	1:39.328	2:03.059	185.5	16:22.754
							4	4:22.228	41.263	1:38.793	2:02.172	187.1	20:44.982
							5	4:18.473	41.058	1:37.349	2:00.066	189.8	25:03.455
							6	4:18.160	40.704	1:36.929	2:00.527	190.0	29:21.615

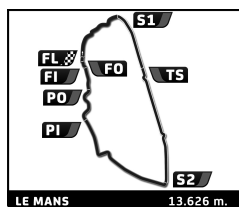


Porsche Sprint Challenge 89^e Edition des 24 Heures du Mans Free Practice 2

Sector Analysis

— Invalidated Lap ■ Personal Best ■ Session Best ■ Crossing the pit lane

Lap	Time	Sector 1	Sector 2	Sector 3	Kph	Elapsed	Lap	Time	Sector 1	Sector 2	Sector 3	Kph	Elapsed
7	4:17.550	40.235	1:36.959	2:00.356	190.5	33:39.165							
8	4:17.934	41.726	1:37.410	1:58.798	190.2	37:57.099							
50	Inés TAITTINGER					FRA	56	Dominique BASTIEN					USA
	MARTINET BY ALMERAS					Porsche 991 GT3 Cup - Phase II		SPEEDLOVER					Porsche 991 GT3 Cup - Phase II
1	6:53.110	2:37.650	2:10.869	2:04.591	117.5	6:53.110	1	6:12.618	2:11.621	1:47.761	2:13.236	130.2	6:12.618
2	4:22.485	42.205	1:38.754	2:01.526	186.9	11:15.595	2	4:25.318	42.282	1:41.461	2:01.575	184.9	10:37.936
3	4:19.342	41.885	1:38.231	1:59.226	189.1	15:34.937	3	4:18.959	41.731	1:38.332	1:58.896	189.4	14:56.895
4	4:14.389	40.728	1:36.502	1:57.159	192.8	19:49.326	4	4:16.299	40.749	1:37.472	1:58.078	191.4	19:13.194
5	4:17.726	41.241	1:37.490	1:58.995	190.3	24:07.052	5	4:16.076	40.571	1:37.267	1:58.238	191.6	23:29.270
6	4:12.989	40.359	1:35.591	1:57.039	193.9	28:20.041	6	4:22.460	41.510	1:38.673	2:02.277	186.9	27:51.730
7	4:20.714	40.801	1:38.516	2:01.397	188.2	32:40.755	7	4:15.537	41.106	1:37.188	1:57.243	192.0	32:07.267
8	4:13.804	40.459	1:36.827	1:56.518	193.3	36:54.559	8	4:14.932	40.233	1:36.843	1:57.856	192.4	36:22.199
51	Evgeny KIREEV					CYP	57	Wim MEULDERS					BEL
	VAN BERGHE HUBER RACING					Porsche 991 GT3 Cup - Phase II		SPEEDLOVER					Porsche 992 GT3 Cup
1	6:04.500	1:40.338	2:10.366	2:13.796	133.1	6:04.500	1	6:06.760	1:48.159	2:05.450	2:13.151	132.3	6:06.760
2	4:23.926	42.223	1:40.469	2:01.234	185.9	10:28.426	2	4:18.254	41.163	1:38.199	1:58.892	189.9	10:25.014
3	4:16.494	40.727	1:36.741	1:59.026	191.2	14:44.920	3	4:14.108	40.488	1:35.707	1:57.913	193.0	14:39.122
4	4:18.065	40.605	1:37.410	2:00.050	190.1	19:02.985	4	4:12.658	40.337	1:34.617	1:57.704	194.2	18:51.780
5	4:22.991	42.083	1:39.543	2:01.365	186.5	23:25.976	5	4:13.636	40.505	1:34.686	1:58.445	193.4	23:05.416
6	4:17.979	40.468	1:38.422	1:59.089	190.1	27:43.955	6	4:16.222 B	39.613	1:34.595	2:02.014	191.4	27:21.638
7	4:14.516	40.404	1:36.025	1:58.087	192.7	31:58.471	7	5:14.785	1:40.989	1:35.045	1:58.751	155.8	32:36.423
8	4:15.811	41.071	1:37.053	1:57.687	191.8	36:14.282	8	4:11.097	40.941	1:33.520	1:56.636	195.4	36:47.520
52	Yves GODARD					FRA	58	Pierre Yves PAQUE					BEL
	TEAM 52					Porsche 991 GT3 Cup - Phase I		SPEEDLOVER					Porsche 992 GT3 Cup
1	6:27.676	2:19.741	1:58.312	2:09.623	125.2	6:27.676	1	5:39.480	1:33.937	1:55.552	2:09.991	143.0	5:39.480
2	4:23.661	42.670	1:39.038	2:01.953	186.0	10:51.337	2	4:17.079	41.032	1:36.131	1:59.916	190.8	9:56.559
3	4:19.069	40.938	1:37.921	2:00.210	189.3	15:10.406	3	4:15.696	40.590	1:35.574	1:59.532	191.8	14:12.255
4	4:17.323	40.670	1:37.310	1:59.343	190.6	19:27.729	4	4:16.711	40.662	1:35.076	2:00.973	191.1	18:28.966
5	4:19.984	40.742	1:37.252	2:01.990	188.7	23:47.713	5	4:15.871	40.905	1:36.215	1:58.751	191.7	22:44.837
6	4:14.713	40.402	1:36.382	1:57.929	192.6	28:02.426	6	4:12.953	39.945	1:35.153	1:57.855	193.9	26:57.790
7	4:15.749	40.096	1:36.815	1:58.838	191.8	32:18.175	7	4:13.970	40.078	1:34.735	1:59.157	193.1	31:11.760
8	4:14.152	40.119	1:35.938	1:58.095	193.0	36:32.327	8	4:13.569	40.104	1:36.413	1:57.052	193.5	35:25.329
53	Nick JONES					GBR	59	Pierre MARTINET					FRA
	PARKER RACING					Porsche 991 GT3 R		MARTINET BY ALMERAS					Porsche 991 GT3 Cup - Phase II
1	5:15.534	1:17.905	1:52.266	2:05.363	153.8	5:15.534	1	8:00.591	3:28.558	2:09.040	2:22.993	101.0	8:00.591
2	4:16.406	41.118	1:36.063	1:59.225	191.3	9:31.940	2	4:49.361	46.279	1:45.633	2:17.449	169.5	12:49.952
3	4:13.064	40.320	1:34.492	1:58.252	193.8	13:45.004	3	4:45.881	44.811	1:44.867	2:16.203	171.6	17:35.833
4	4:10.257	39.622	1:34.253	1:56.382	196.0	17:55.261	4	4:50.322 B	45.421	1:43.299	2:21.602	169.0	22:26.155
5	4:17.807 B	39.051	1:34.524	2:04.232	190.3	22:13.068	5	7:07.530	3:09.135	1:44.735	2:13.660	114.7	29:33.685
6	9:07.770	5:34.635	1:34.290	1:58.845	89.6	31:20.838	6	4:42.669	44.756	1:45.206	2:12.707	173.5	34:16.354
7	4:09.038	40.077	1:33.123	1:55.838	197.0	35:29.876							
54	Justin AMSTRONG					GBR	60	Lorenz STEGMANN					DEU
	PARKER RACING					Porsche 991 GT3 Cup - Phase II		VAN BERGHE HUBER RACING					Porsche 991 GT3 Cup - Phase II
1	6:40.066	2:24.975	2:04.176	2:10.915	121.3	6:40.066	1	5:33.818	1:17.274	2:05.529	2:11.015	145.4	5:33.818
2	4:22.696	42.160	1:39.647	2:00.889	186.7	11:02.762							
3	4:18.808	40.926	1:38.139	1:59.743	189.5	15:21.570	61	Michael DOPPELMAYR					CHE
4	4:17.777	40.802	1:37.478	1:59.497	190.3	19:39.347		RUTRONIK RACING					Porsche 991 GT3 R
5	4:17.788	40.977	1:37.360	1:59.451	190.3	23:57.135	1	8:38.019	3:46.025	2:17.542	2:34.452	93.7	8:38.019
6	4:16.423	40.191	1:37.679	1:58.553	191.3	28:13.558	2	5:09.041	51.552	1:57.182	2:20.307	158.7	13:47.060
7	4:19.675	40.979	1:36.893	2:01.803	188.9	32:33.233	3	4:48.866	46.137	1:45.253	2:17.476	169.8	18:35.926
8	4:15.162	40.055	1:36.593	1:58.514	192.2	36:48.395	4	4:41.627	44.897	1:42.917	2:13.813	174.2	23:17.553
							5	4:39.321	44.975	1:44.141	2:10.205	175.6	27:56.874
							6	4:39.388	44.597	1:42.153	2:12.638	175.6	32:36.262
							7	4:36.924	44.657	1:42.274	2:09.993	177.1	37:13.186



Porsche Sprint Challenge
89^e Edition des 24 Heures du Mans
Free Practice 2

Sector Analysis

— Invalidated Lap ■ Personal Best ■ Session Best B Crossing the pit lane

Lap	Time	Sector 1	Sector 2	Sector 3	Kph	Elapsed	Lap	Time	Sector 1	Sector 2	Sector 3	Kph	Elapsed
63 Georgi DONCHEV BGR							VAN BERGHE HUBER RACING Porsche 992 GT3 Cup						
1	5:13.414	1:10.105	1:58.738	2:04.571	154.8	5:13.414							
2	4:14.445	41.352	1:35.707	1:57.386	192.8	9:27.859							
3	4:14.356	40.145	1:34.349	1:59.862	192.9	13:42.215							
4	4:08.681	39.939	1:33.320	1:55.422	197.3	17:50.896							
5	4:14.110	40.580	1:33.959	1:59.571	193.0	22:05.006							
6	4:08.766	39.300	1:34.252	1:55.214	197.2	26:13.772							
7	4:07.701	39.299	1:33.559	1:54.843	198.0	30:21.473							
8	4:08.517	39.502	1:34.229	1:54.786	197.4	34:29.990							
9	4:06.194	39.035	1:32.608	1:54.551	199.2	38:36.184							
99 Charles RAINFORD GBR							CCK MOTORSPORT Porsche 991 GT3 Cup - Phase II						
1	5:00.197	1:03.053	1:56.230	2:00.914	161.7	5:00.197							
2	4:15.961	39.947	1:39.485	1:56.529	191.6	9:16.158							
3	4:10.000	39.438	1:35.318	1:55.244	196.2	13:26.158							
4	4:09.615	39.528	1:34.901	1:55.186	196.5	17:35.773							
5	4:16.197	40.556	1:37.778	1:57.863	191.5	21:51.970							
6	4:18.030B	39.413	1:35.176	2:03.441	190.1	26:10.000							
7	6:16.457	2:35.942	1:36.350	2:04.165	130.3	32:26.457							
8	4:08.425	39.356	1:34.867	1:54.202	197.5	36:34.882							