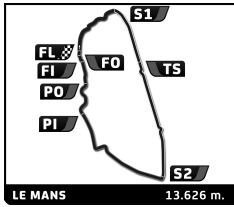


Porsche Sprint Challenge
89^e Edition des 24 Heures du Mans
Qualifying Practice

Sector Analysis

— Invalidated Lap ■ Personal Best ■ Session Best B Crossing the pit lane

Lap	Time	Sector 1	Sector 2	Sector 3	Kph	Elapsed	Lap	Time	Sector 1	Sector 2	Sector 3	Kph	Elapsed
2 Jacques CAUMES FRA BOURGOIN - PORSCHE POITIERS Porsche 997 GT3 R							9 Michel ETTOUATI FRA IMSA PERFORMANCE Porsche 997 GT3 R						
1	6:02.621	2:04.920	1:52.114	2:05.587	133.8	6:02.621	1	6:15.631	2:08.413	2:01.129	2:06.089	129.2	6:15.631
2	4:16.784	41.334	1:35.853	1:59.597	191.0	10:19.405	2	4:11.166	39.169	1:34.789	1:57.208	195.3	10:26.797
3	4:15.502	40.651	1:35.582	1:59.269	192.0	14:34.907	3	4:44.714	47.024	1:50.241	2:07.449	172.3	15:11.511
4	4:16.396	40.562	1:34.870	2:00.964	191.3	18:51.303	4	4:17.376	39.926	1:34.834	2:02.616	190.6	19:28.887
5	4:19.871	41.732	1:36.149	2:01.990	188.8	23:11.174	5	4:13.815	40.485	1:35.069	1:58.261	193.3	23:42.702
6	4:17.961	40.950	1:36.183	2:00.828	190.2	27:29.135	6	5:16.870B	50.628	1:59.383	2:26.859	154.8	28:59.572
7	4:16.702	40.929	1:35.585	2:00.188	191.1	31:45.837	7	5:36.565	1:54.154	1:40.864	2:01.547	145.7	34:36.137
8	5:15.534B	41.079	1:35.706	2:58.749	155.5	37:01.371	8	7:51.379B	44.811	2:31.697	4:34.871	104.1	42:27.516
9	14:00.235	...	1:37.167	2:01.318	58.4	51:01.606	9	9:21.883	5:24.022	1:48.320	2:09.541	87.3	51:49.399
3 Pascal DELAHAYE FRA BOURGOIN - PORSCHE POITIERS Porsche 991 GT3 Cup - Phase I							10 Mickael DE COCK BEL 911 IMPACT Porsche 991 GT3 Cup - Phase I						
1	7:43.501	3:25.716	2:01.331	2:16.454	104.7	7:43.501	1	6:38.258	2:43.696	1:50.307	2:04.255	121.9	6:38.258
2	4:37.880	44.531	1:42.268	2:11.081	176.5	12:21.381	2	4:22.529	42.083	1:39.024	2:01.422	186.9	11:00.787
3	4:41.053	46.067	1:43.116	2:11.870	174.5	17:02.434	3	4:25.842	43.453	1:40.202	2:02.187	184.5	15:26.629
4	5:04.617	45.179	1:42.428	2:37.010	161.0	22:07.051	4	4:24.788	41.350	1:40.029	2:03.409	185.3	19:51.417
5	4:38.770	45.210	1:42.781	2:10.779	176.0	26:45.821	5	4:21.857	41.421	1:39.642	2:00.794	187.3	24:13.274
6	4:39.437	45.520	1:42.799	2:11.118	175.5	31:25.258	6	4:19.593	41.385	1:38.803	1:59.405	189.0	28:32.867
7	5:33.194B	45.289	1:42.751	3:05.154	147.2	36:58.452	7	4:19.319	41.067	1:38.226	2:00.026	189.2	32:52.186
8	14:49.874	...	1:45.226	2:17.219	55.1	51:48.326	8	6:58.363B	43.324	1:41.217	4:33.822	117.3	39:50.549
9	12:22.898	...	1:45.226	2:17.219	55.1	51:48.326	9	12:22.898	8:42.628	1:40.642	1:59.628	66.0	52:13.447
4 Olivier RABOT FRA 911 IMPACT Porsche 991 GT3 R							11 Jean-Yves CHARGE FRA RACING TECHNOLOGY Porsche 991 GT3 Cup - Phase II						
1	5:39.869	1:45.277	1:49.477	2:05.115	142.8	5:39.869	1	5:30.820	1:41.621	1:50.378	1:58.821	146.7	5:30.820
2	4:14.511	40.611	1:35.799	1:58.101	192.7	9:54.380	2	4:14.337	40.134	1:36.797	1:57.406	192.9	9:45.157
3	4:13.018	39.619	1:35.954	1:57.445	193.9	14:07.398	3	4:11.847	39.645	1:36.182	1:56.020	194.8	13:57.004
4	4:14.029	39.900	1:35.484	1:58.645	193.1	18:21.427	4	8:26.641	39.428	1:36.215	6:10.998	96.8	22:23.645
5	4:33.621	39.700	1:35.826	2:18.095	179.3	22:55.048	5	4:18.114	43.553	1:36.699	1:57.862	190.0	26:41.759
6	4:10.466	39.813	1:35.289	1:55.364	195.8	27:05.514	6	4:13.901	39.601	1:36.273	1:58.027	193.2	30:55.660
7	4:10.080	39.243	1:34.046	1:56.791	196.2	31:15.594	7	4:26.825B	39.666	1:36.674	2:10.485	183.8	35:22.485
8	4:22.471B	39.264	1:34.883	2:08.324	186.9	35:38.065	8	16:48.903	...	1:38.561	1:58.476	48.6	52:11.388
5 Jean-Philippe GAMBARO FRA IMSA PERFORMANCE Porsche 991 GT3 Cup - Phase II							12 Bruce BELLOEIL FRA RACING TECHNOLOGY Porsche 991 GT3 Cup - Phase I						
1	5:06.186	1:12.919	1:49.758	2:03.509	158.5	5:06.186	1	7:31.377	3:13.014	2:06.177	2:12.186	107.5	7:31.377
2	4:13.064	40.715	1:36.869	1:55.480	193.8	9:19.250	2	4:33.659	43.611	1:42.922	2:07.126	179.3	12:05.036
3	4:10.517	39.663	1:35.906	1:54.948	195.8	13:29.767	3	4:26.677	42.931	1:40.008	2:03.738	183.9	16:31.713
4	4:11.065	39.978	1:35.628	1:55.459	195.4	17:40.832	4	5:01.840B	42.867	1:40.325	2:38.648	162.5	21:33.553
5	4:46.816B	39.502	1:35.607	2:31.707	171.0	22:27.648	5	6:28.579	2:38.406	1:43.060	2:07.113	126.2	28:02.132
6	6:43.607	2:15.975	1:47.180	2:40.452	121.5	29:11.255	6	4:28.680	42.133	1:40.491	2:06.056	182.6	32:30.812
7	4:26.034	40.148	1:36.656	2:09.230	184.4	33:37.289	7	5:51.928B	42.132	1:39.845	3:29.951	139.4	38:22.740
8	6:36.284B	41.219	1:57.478	3:57.587	123.8	40:13.573	8	13:23.800	9:27.656	1:46.027	2:10.117	61.0	51:46.540
9	10:37.389	6:56.779	1:36.368	2:04.242	77.0	50:50.962							
6 Daniel LAMOULIE FRA BERTO MOTEURS Porsche 991 GT3 Cup - Phase II							14 Arnaud PIERRE FRA IMSA PERFORMANCE Porsche 991 GT3 R						
1	7:33.274	3:18.028	2:01.593	2:13.653	107.1	7:33.274	1	4:38.644	1:02.222	1:40.274	1:56.148	174.2	4:38.644
2	4:29.083	43.112	1:42.030	2:03.941	182.3	12:02.357	2	4:05.793	38.468	1:34.475	1:52.850	199.6	8:44.437
3	4:27.559	41.655	1:42.321	2:03.583	183.3	16:29.916	3	4:05.727	38.712	1:33.817	1:53.198	199.6	12:50.164
4	4:52.001B	41.464	1:39.728	2:30.809	168.0	21:21.917	4	4:06.677	38.478	1:34.238	1:53.961	198.9	16:56.841
5	5:53.489	2:07.239	1:43.074	2:03.176	138.8	27:15.406	5	4:46.546	39.140	1:34.128	2:33.278	171.2	21:43.387
6	4:27.601	42.023	1:39.799	2:05.779	183.3	31:43.007	6	4:06.765	39.066	1:34.334	1:53.365	198.8	25:50.152
7	5:26.776B	41.988	1:39.551	3:05.237	150.1	37:09.783	7	4:05.278	38.395	1:33.926	1:52.957	200.0	29:55.430
8	14:09.660	...	1:39.865	2:04.860	57.7	51:19.443	8	4:07.724	38.878	1:33.822	1:55.024	198.0	34:03.154

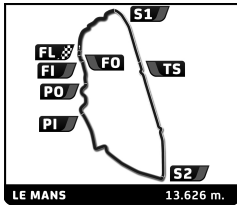


Porsche Sprint Challenge
89^e Edition des 24 Heures du Mans
Qualifying Practice

Sector Analysis

— Invalidated Lap ■ Personal Best ■ Session Best B Crossing the pit lane

Lap	Time	Sector 1	Sector 2	Sector 3	Kph	Elapsed	Lap	Time	Sector 1	Sector 2	Sector 3	Kph	Elapsed
9	8:11.796B	39.096	3:01.944	4:30.756	99.7	42:14.950	7	4:15.538	40.856	1:36.335	1:58.347	192.0	32:11.103
10	8:54.563	5:23.437	1:37.379	1:53.747	91.8	51:09.513	8	5:47.508B	41.856	1:37.421	3:28.231	141.2	37:58.611
15	Hugues VANDEWOESTYNE						9	13:40.887	...	1:38.604	2:00.769	59.8	51:39.498
	911 IMPACT					FRA							
						Porsche 991 GT3 Cup - Phase II	20	John DE WILDE					BEL
1	7:34.958	3:19.920	2:01.072	2:13.966	106.7	7:34.958		SPEEDLOVER					Porsche 991 GT3 Cup - Phase II
2	4:31.617	44.113	1:42.164	2:05.340	180.6	12:06.575	1	9:26.894	5:39.999	1:47.708	1:59.187	85.6	9:26.894
3	4:27.761	42.760	1:40.064	2:04.937	183.2	16:34.336	2	4:11.980	40.117	1:35.621	1:56.242	194.7	13:38.874
4	5:04.142B	43.127	1:39.352	2:41.663	161.3	21:38.478	3	4:11.616	39.777	1:35.584	1:56.255	195.0	17:50.490
5	5:56.198	2:07.672	1:40.415	2:08.111	137.7	27:34.676	4	5:00.178	39.661	1:37.221	2:43.296	163.4	22:50.668
6	4:27.663	42.920	1:39.824	2:04.919	183.3	32:02.339	5	4:16.276	40.401	1:36.895	1:58.980	191.4	27:06.944
7	5:51.795B	42.941	1:39.487	3:29.367	139.4	37:54.134	6	4:12.954	39.719	1:35.849	1:57.386	193.9	31:19.898
8	14:29.393	...	1:44.392	2:07.804	56.4	52:23.527	7	4:16.622	39.943	1:35.754	2:00.925	191.2	35:36.520
16	Karl VANDEWOESTYNE					FRA	8	10:27.259B	1:24.697	4:36.192	4:26.370	78.2	46:03.779
	911 IMPACT					Porsche 991 GT3 Cup - Phase II	9	6:10.895	2:35.847	1:36.799	1:58.249	132.3	52:14.674
1	5:11.758	1:23.307	1:44.088	2:04.363	155.7	5:11.758	21	David SARNY					FRA
2	4:14.270	40.737	1:36.546	1:56.987	192.9	9:26.028		BERTO MOTEURS					Porsche 991 GT3 Cup - Phase II
3	4:14.751	39.909	1:37.516	1:57.326	192.6	13:40.779	1	5:39.290	1:42.383	1:51.526	2:05.381	143.0	5:39.290
4	4:13.190	40.642	1:35.945	1:56.603	193.7	17:53.969	2	4:16.061	40.578	1:37.709	1:57.774	191.6	9:55.351
5	5:01.116B	40.359	1:39.473	2:41.284	162.9	22:55.085	3	4:13.633	39.948	1:35.911	1:57.774	193.4	14:08.984
6	5:33.975	1:56.736	1:38.760	1:58.479	146.9	28:29.060	4	4:16.754	39.854	1:36.190	2:00.710	191.1	18:25.738
7	4:18.196	42.507	1:36.750	1:58.939	190.0	32:47.256	5	4:35.721B	40.078	1:37.184	2:18.459	177.9	23:01.459
8	6:53.756B	40.438	1:37.360	4:35.958	118.6	39:41.012	6	5:46.851	2:10.741	1:37.056	1:59.054	141.4	28:48.310
9	12:18.677	8:37.321	1:39.001	2:02.355	66.4	51:59.689	7	9:08.701B	40.144	1:36.199	6:52.358	89.4	37:57.011
17	Jean-Marc LESAGE					FRA	22	Denis PAPIN					FRA
	BERTO MOTEURS					Porsche 997 GT3 Cup		RACING TECHNOLOGY					Porsche 992 GT3 Cup
1	6:59.821	3:03.559	1:51.625	2:04.637	115.6	6:59.821	1	5:17.491	1:22.985	1:48.554	2:05.952	152.9	5:17.491
2	4:21.703	41.800	1:37.586	2:02.317	187.4	11:21.524	2	4:13.509	40.803	1:35.204	1:57.502	193.5	9:31.000
3	4:19.173	41.478	1:36.754	2:00.941	189.3	15:40.697	3	4:12.665	39.668	1:35.512	1:57.485	194.1	13:43.665
4	4:31.559B	41.673	1:35.925	2:13.961	180.6	20:12.256	4	4:12.672	39.901	1:35.785	1:56.986	194.1	17:56.337
5	7:24.738	3:20.367	1:56.996	2:07.375	110.3	27:36.994	5	4:53.628	42.175	1:37.127	2:34.326	167.1	22:49.965
6	4:28.824	42.299	1:39.525	2:07.000	182.5	32:05.818	6	4:11.438	40.789	1:34.993	1:55.656	195.1	27:01.403
7	5:43.865B	41.586	1:37.570	3:24.709	142.7	37:49.683	7	4:10.450	40.079	1:34.950	1:55.421	195.9	31:11.853
8	13:33.941	9:54.219	1:38.176	2:01.546	60.3	51:23.624	8	4:14.094	39.909	1:35.598	1:58.587	193.1	35:25.947
18	Roland CHOTARD					FRA	9	10:34.226B	1:24.001	4:22.040	4:48.185	77.3	46:00.173
	TEAM CHOTARD					Porsche 991 GT3 Cup - Phase II	23	Arthur RASSE					BEL
1	6:23.028	2:28.151	1:48.187	2:06.690	126.7	6:23.028		TEAM RASSE					Porsche 991 GT3 Cup - Phase II
2	4:24.063	42.402	1:39.234	2:02.427	185.8	10:47.091	1	5:02.095	1:11.926	1:49.270	2:00.899	160.7	5:02.095
3	4:24.795	41.485	1:39.489	2:03.821	185.3	15:11.886	2	4:12.747	40.477	1:36.236	1:56.034	194.1	9:14.842
4	4:34.794	42.824	1:38.666	2:13.304	178.5	19:46.680	3	4:10.780	39.734	1:35.775	1:55.271	195.6	13:25.622
5	4:21.968	41.241	1:38.871	2:01.856	187.3	24:08.648	4	4:10.269	39.567	1:35.711	1:54.991	196.0	17:35.891
6	4:20.306	40.872	1:38.508	2:00.926	188.4	28:28.954	5	4:40.748	39.855	1:35.390	2:25.503	174.7	22:16.639
7	4:22.712	43.149	1:38.997	2:00.566	186.7	32:51.666	6	4:11.069	39.798	1:35.332	1:55.939	195.4	26:27.708
8	6:56.904B	41.648	1:40.976	4:34.280	117.7	39:48.570	7	4:11.697	39.959	1:36.158	1:55.580	194.9	30:39.405
9	10:56.383	7:16.137	1:39.513	2:00.733	74.7	50:44.953	8	4:17.001	39.816	1:35.202	2:01.983	190.9	34:56.406
19	Laurent COCHARD					FRA	9	10:09.223B	59.548	4:17.622	4:52.053	80.5	45:05.629
	911 IMPACT					Porsche 991 GT3 Cup - Phase II	10	7:46.250	3:45.124	1:37.245	2:23.881	105.2	52:51.879
1	6:20.218	2:26.792	1:48.916	2:04.510	127.6	6:20.218	24	Adrian D'SILVA					MYS
2	4:19.061	42.279	1:37.809	1:58.973	189.4	10:39.279		EBM GIGA RACING					Porsche 991 GT3 R
3	4:18.874	40.984	1:38.005	1:59.885	189.5	14:58.153	1	5:59.390	1:46.330	2:03.206	2:09.854	135.0	5:59.390
4	4:19.042	41.042	1:37.797	2:00.203	189.4	19:17.195	2	4:11.336	40.313	1:35.106	1:55.917	195.2	10:10.726
5	4:18.674	40.236	1:39.303	1:59.135	189.6	23:35.869	3	4:09.720	39.729	1:33.862	1:56.129	196.4	14:20.446
6	4:19.696	42.568	1:37.918	1:59.210	188.9	27:55.565	4	4:10.567	39.725	1:34.059	1:56.783	195.8	18:31.013



Porsche Sprint Challenge
89^e Edition des 24 Heures du Mans
Qualifying Practice

Sector Analysis

— Invalidated Lap ■ Personal Best ■ Session Best B Crossing the pit lane

Lap	Time	Sector 1	Sector 2	Sector 3	Kph	Elapsed	Lap	Time	Sector 1	Sector 2	Sector 3	Kph	Elapsed
5	4:38.941 B	42.094	1:35.812	2:21.035	175.9	23:09.954	6	4:38.871	45.060	1:44.012	2:09.799	175.9	32:01.720
6	6:07.242	2:32.631	1:35.170	1:59.441	133.6	29:17.196	7	6:10.973 B	45.324	1:45.548	3:40.101	132.2	38:12.693
7	4:11.640	39.414	1:34.304	1:57.922	194.9	33:28.836	8	13:05.633	9:09.172	1:47.661	2:08.800	62.4	51:18.326
8	6:42.979 B	40.630	2:04.917	3:57.432	121.7	40:11.815							
9	10:40.755	7:01.623	1:37.544	2:01.588	76.6	50:52.570							

25 **Laurent NUSS** FRA
911 IMPACT Porsche 991 GT3 Cup - Phase II

1	6:54.587	2:51.145	1:52.037	2:11.405	117.1	6:54.587
2	4:20.409	41.729	1:38.021	2:00.659	188.4	11:14.996
3	4:18.659	40.852	1:37.306	2:00.501	189.6	15:33.655
4	4:49.880 B	41.766	1:41.229	2:26.885	169.2	20:23.535
5	7:28.005	3:23.553	1:48.044	2:16.408	109.5	27:51.540
6	4:27.283	41.242	1:37.167	2:08.874	183.5	32:18.823
7	5:47.407 B	41.603	1:38.175	3:27.629	141.2	38:06.230
8	13:52.626	...	1:38.134	2:02.831	58.9	51:58.856

26 **Yvan FORGET** FRA
BOURGOIN - PORSCHE POITIERS Porsche 991 GT3 Cup - Phase II

1	6:24.553	2:35.358	1:43.709	2:05.486	126.2	6:24.553
2	4:24.133	43.813	1:38.577	2:01.743	185.7	10:48.686
3	4:23.406	41.405	1:38.245	2:03.756	186.2	15:12.092
4	4:23.380	42.113	1:38.211	2:03.056	186.2	19:35.472
5	4:23.897	43.493	1:38.831	2:01.573	185.9	23:59.369
6	4:22.614	42.431	1:38.503	2:01.680	186.8	28:21.983
7	4:23.372	42.494	1:39.253	2:01.625	186.3	32:45.355
8	7:22.228 B	47.334	1:58.355	4:36.539	110.9	40:07.583
9	11:00.108	7:19.474	1:38.804	2:01.830	74.3	51:07.691

27 **Michel NOURRY** FRA
NOURRY EXPERIENCE Porsche 997 GT3 R

1	7:37.663	3:29.338	1:54.448	2:13.877	106.0	7:37.663
2	4:26.100	43.144	1:39.517	2:03.439	184.3	12:03.763
3	4:23.832	41.580	1:39.065	2:03.187	185.9	16:27.595
4	4:34.085	41.707	1:38.253	2:14.125	179.0	21:01.680
5	5:03.696 B	45.772	1:52.830	2:25.094	161.5	26:05.376
6	7:18.677	3:18.820	1:57.093	2:02.764	111.8	33:24.053

28 **Alain ROUTHIAU** FRA
CLRT Porsche 991 GT3 Cup - Phase II

1	6:34.036	2:34.793	1:45.301	2:13.942	123.2	6:34.036
2	4:26.446	42.482	1:39.058	2:04.906	184.1	11:00.482
3	4:28.952	44.123	1:42.168	2:02.661	182.4	15:29.434
4	4:22.859	42.340	1:38.722	2:01.797	186.6	19:52.293
5	4:20.016	41.272	1:37.730	2:01.014	188.7	24:12.309
6	4:28.529	41.680	1:40.647	2:06.202	182.7	28:40.838
7	4:22.742	41.873	1:38.817	2:02.052	186.7	33:03.580
8	7:06.537 B	41.725	1:47.865	4:36.947	115.0	40:10.117
9	10:48.168	7:02.905	1:40.879	2:04.384	75.7	50:58.285

29 **Patrick CHARLAIX** FRA
TFT RACING Porsche 991 GT3 Cup - Phase II

1	7:59.172	3:33.197	2:02.344	2:23.631	101.3	7:59.172
2	4:43.889	46.262	1:46.049	2:11.578	172.8	12:43.061
3	4:38.640	46.334	1:44.484	2:07.822	176.0	17:21.701
4	5:14.489	45.660	1:46.404	2:42.425	156.0	22:36.190
5	4:46.659	45.829	1:49.306	2:11.524	171.1	27:22.849

30 **Sébastien LAJOUX** FRA
BERTO MOTEURS Porsche 991 GT3 Cup - Phase I

1	5:53.864	2:08.891	1:44.059	2:00.914	137.1	5:53.864
2	4:13.893	40.196	1:36.511	1:57.186	193.2	10:07.757
3	4:15.360	40.455	1:37.102	1:57.803	192.1	14:23.117
4	4:14.505	40.459	1:36.839	1:57.207	192.7	18:37.622
5	4:19.878	40.182	1:36.467	2:03.229	188.8	22:57.500
6	5:00.923	1:25.434	1:37.354	1:58.135	163.0	27:58.423
7	4:16.166	40.700	1:36.871	1:58.595	191.5	32:14.589
8	5:47.514 B	40.369	1:35.876	3:31.269	141.2	38:02.103
9	13:00.225	9:21.785	1:37.369	2:01.071	62.9	51:02.328

31 **Stéphane GIRARDOT** FRA
IMS A PERFORMANCE Porsche 992 GT3 Cup

1	4:40.539	1:04.436	1:38.987	1:57.116	173.0	4:40.539
2	4:09.160	40.090	1:34.084	1:54.986	196.9	8:49.699
3	4:07.055	39.432	1:33.580	1:54.043	198.6	12:56.754
4	4:08.513	40.037	1:34.121	1:54.355	197.4	17:05.267
5	4:57.317 B	39.751	1:34.413	2:43.153	165.0	22:02.584
6	5:39.942	2:10.695	1:34.924	1:54.323	144.3	27:42.526
7	4:09.504	39.288	1:34.585	1:55.631	196.6	31:52.030
8	5:15.333 B	39.750	1:33.660	3:01.923	155.6	37:07.363
9	13:12.390	9:43.525	1:34.464	1:54.401	61.9	50:19.753

33 **Roland BERVILLE** FRA
MARTINET BY ALMERAS Porsche 991 GT3 Cup - Phase II

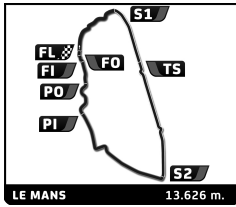
1	5:09.939	1:13.878	1:51.635	2:04.426	156.6	5:09.939
2	4:12.897	39.946	1:36.557	1:56.394	194.0	9:22.836
3	4:11.165	39.524	1:35.049	1:56.592	195.3	13:34.001
4	4:10.638	39.526	1:35.753	1:55.359	195.7	17:44.639
5	4:55.704 B	41.231	1:37.884	2:36.589	165.9	22:40.343
6	5:34.165	1:53.738	1:41.683	1:58.744	146.8	28:14.508
7	4:20.224	40.065	1:36.161	2:03.998	188.5	32:34.732
8	5:45.575 B	40.029	1:37.104	3:28.442	141.9	38:20.307
9	12:11.523	8:36.362	1:37.158	1:58.003	67.1	50:31.830

35 **Tugdual RABREAU** FRA
CLRT Porsche 992 GT3 Cup

1	4:38.910	1:02.473	1:39.712	1:56.725	174.0	4:38.910
2	4:04.231	39.044	1:32.571	1:52.616	200.8	8:43.141
3	4:04.258	38.503	1:33.331	1:52.424	200.8	12:47.399
4	4:06.458	39.297	1:32.793	1:54.368	199.0	16:53.857
5	4:40.146	38.438	1:32.350	2:29.358	175.1	21:34.003
6	4:04.298	38.689	1:33.028	1:52.581	200.8	25:38.301
7	4:04.803	39.045	1:33.132	1:52.626	200.4	29:43.104
8	4:02.654	38.351	1:32.640	1:51.663	202.2	33:45.758
9	7:19.714 B	41.139	2:30.065	4:08.510	111.6	41:05.472
10	9:47.133	6:17.853	1:34.212	1:55.068	83.5	50:52.605

36 **Lionel AMROUCHE** FRA
PORSCHE LORIENT RACING Porsche 991 GT3 Cup - Phase II

1	6:19.252	2:14.737	1:56.515	2:08.000	128.0	6:19.252
2	4:23.586	44.238	1:38.873	2:00.475	186.1	10:42.838

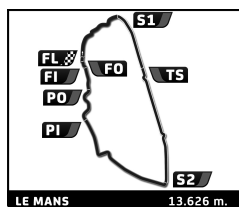


Porsche Sprint Challenge 89^e Edition des 24 Heures du Mans Qualifying Practice

Sector Analysis

— Invalidated Lap ■ Personal Best ■ Session Best B Crossing the pit lane

Lap	Time	Sector 1	Sector 2	Sector 3	Kph	Elapsed	Lap	Time	Sector 1	Sector 2	Sector 3	Kph	Elapsed
37 Mathieu PONTAIS FRA							41 Heiner IMMIG DEU						
PORSCHE LORIENT RACING Porsche 991 GT3 Cup - Phase II							TURBOGARAGE Porsche 997 GT3 Cup						
1	5:27.805	1:43.655	1:45.434	1:58.716	148.1	5:27.805	1	7:42.375	3:08.516	2:09.492	2:24.367	105.0	7:42.375
2	4:12.843	40.113	1:35.933	1:56.797	194.0	9:40.648	2	4:25.964	42.825	1:39.647	2:03.492	184.4	12:08.339
3	4:13.002	40.160	1:35.967	1:56.875	193.9	13:53.650	3	4:29.321	42.408	1:39.368	2:07.545	182.1	16:37.660
4	4:11.757	39.912	1:35.560	1:56.285	194.8	18:05.407	4	5:10.554 B	42.906	1:39.414	2:48.234	158.0	21:48.214
5	5:00.051	39.742	1:36.003	2:44.306	163.5	23:05.458	5	8:20.612	4:32.509	1:43.339	2:04.764	98.0	30:08.826
6	4:17.475	42.827	1:37.267	1:57.381	190.5	27:22.933	6	4:31.153	43.319	1:39.589	2:08.245	180.9	34:39.979
7	4:17.470	39.852	1:35.198	2:02.420	190.5	31:40.403	7	10:13.485 B	57.454	4:23.354	4:52.677	80.0	44:53.464
8	6:05.497 B	39.785	1:39.332	3:46.380	134.2	37:45.900	8	7:16.357	3:29.781	1:41.040	2:05.536	112.4	52:09.821
9	12:50.830	9:17.358	1:36.625	1:56.847	63.6	50:36.730							
38 Ludovic LOEUL FRA							42 Andreas SCZEPANSKY DEU						
PORSCHE LORIENT RACING Porsche 997 GT3 Cup S							ECKE MOTORSPORT Porsche 991 GT3 Cup - Phase II						
1	5:44.317	1:45.740	1:48.469	2:10.108	141.0	5:44.317	1	6:19.662	2:18.815	1:55.394	2:05.453	127.8	6:19.662
2	4:17.309	41.656	1:36.755	1:58.898	190.6	10:01.626	2	4:17.431	41.745	1:37.608	1:58.078	190.6	10:37.093
3	4:14.157	40.829	1:36.085	1:57.243	193.0	14:15.783	3	4:14.765	40.439	1:36.874	1:57.452	192.5	14:51.858
4	4:13.333	40.625	1:35.520	1:57.188	193.6	18:29.116	4	4:14.975	40.323	1:36.389	1:58.263	192.4	19:06.833
5	4:32.695	40.327	1:35.425	2:16.943	179.9	23:01.811	5	4:13.878	40.169	1:36.699	1:57.010	193.2	23:20.711
6	4:17.399	42.826	1:35.925	1:58.648	190.6	27:19.210	6	4:20.231	43.030	1:36.930	2:00.271	188.5	27:40.942
7	4:11.245	40.185	1:35.022	1:56.038	195.2	31:30.455	7	4:17.791	40.507	1:38.007	1:59.277	190.3	31:58.733
8	4:30.252	40.806	1:34.542	2:14.904	181.5	36:00.707	8	5:41.562 B	40.355	1:36.412	3:24.795	143.6	37:40.295
9	10:11.366 B	1:16.379	4:31.516	4:23.471	80.2	46:12.073	9	13:01.666	9:25.040	1:38.129	1:58.497	62.8	50:41.961
10	6:37.069	2:36.461	1:36.607	2:24.001	123.5	52:49.142							
39 Vincent MARTIN FRA							43 Günther SCHINDLER DEU						
JMP TEAM Porsche 991 GT3 Cup - Phase I							ECKE MOTORSPORT Porsche 991 GT3 Cup - Phase II						
1	7:36.949	3:26.624	1:55.910	2:14.415	106.2	7:36.949	1	7:16.690	2:59.718	2:06.954	2:10.018	111.1	7:16.690
2	4:33.858	44.511	1:42.303	2:07.044	179.1	12:10.807	2	4:24.552	43.084	1:39.334	2:02.134	185.4	11:41.242
3	4:31.615	42.456	1:42.447	2:06.712	180.6	16:42.422	3	4:20.949	41.555	1:38.748	2:00.646	188.0	16:02.191
4	5:11.495	42.956	1:42.846	2:45.693	157.5	21:53.917	4	4:54.817 B	41.823	1:38.870	2:34.124	166.4	20:57.008
5	4:35.297	43.720	1:43.696	2:07.881	178.2	26:29.214	5	6:12.175	2:27.801	1:41.580	2:02.794	131.8	27:09.183
6	4:33.299	43.134	1:42.601	2:07.564	179.5	31:02.513	6	4:20.193	42.068	1:37.512	2:00.613	188.5	31:29.376
7	4:49.722	43.149	1:42.775	2:23.798	169.3	35:52.235	7	4:39.727	42.277	1:37.489	2:19.961	175.4	36:09.103
8	10:17.987 B	1:23.486	4:32.081	4:22.420	79.4	46:10.222	8	10:05.373 B	1:18.072	4:24.974	4:22.327	81.0	46:14.476
9	7:24.518 B	3:05.394	1:45.489	2:33.635	110.4	53:34.740	9	6:27.325	2:40.980	1:40.939	2:05.406	126.6	52:41.801
40 Matthias NONN DEU							44 Yves PROVINS FRA						
TURBOGARAGE Porsche 997 GT3 R							RACING TECHNOLOGY Porsche 991 GT3 Cup - Phase II						
1	6:13.710	2:04.363	1:57.681	2:11.666	129.9	6:13.710	1	5:14.337	1:23.931	1:46.210	2:04.196	154.4	5:14.337
2	4:11.004	39.913	1:34.387	1:56.704	195.4	10:24.714	2	4:15.266	40.684	1:37.072	1:57.510	192.2	9:29.603
3	4:41.251	48.348	1:47.799	2:05.104	174.4	15:05.965	3	4:11.674	39.575	1:35.780	1:56.319	194.9	13:41.277
4	4:36.847 B	40.497	1:34.639	2:21.711	177.2	19:42.812	4	4:11.778	39.430	1:35.950	1:56.398	194.8	17:53.055
5	8:45.393	4:49.691	1:53.401	2:02.301	93.4	28:28.205	5	4:51.224	39.677	1:35.367	2:36.180	168.4	22:44.279
6	4:55.577 B	41.043	1:35.721	2:38.813	166.0	33:23.782	6	4:26.764	41.807	1:43.161	2:01.796	183.9	27:11.043
7	11:32.359 B	2:15.235	4:23.557	4:53.567	70.8	44:56.141	7	4:15.314	40.939	1:35.945	1:58.430	192.1	31:26.357
8	7:28.075	3:31.539	1:51.596	2:04.940	109.5	52:24.216	8	4:36.626	40.433	1:36.149	2:20.044	177.3	36:02.983
							9	9:58.462 B	1:21.107	4:26.589	4:10.766	82.0	46:01.445
45 Marc CATTANEO FRA							45 Marc CATTANEO FRA						
CLRT Porsche 992 GT3 Cup							CLRT Porsche 992 GT3 Cup						
1	6:23.989	2:33.305	1:44.290	2:06.394	126.4	6:23.989	1	6:23.989	2:33.305	1:44.290	2:06.394	126.4	6:23.989
2	4:21.451	43.858	1:36.438	2:01.155	187.6	10:45.440	2	4:21.451	43.858	1:36.438	2:01.155	187.6	10:45.440
3	4:21.483	42.331	1:37.331	2:01.821	187.6	15:06.923	3	4:21.483	42.331	1:37.331	2:01.821	187.6	15:06.923
4	4:22.850	42.300	1:36.749	2:03.801	186.6	19:29.773	4	4:22.850	42.300	1:36.749	2:03.801	186.6	19:29.773
5	4:18.776	42.389	1:36.463	1:59.924	189.6	23:48.549	5	4:18.776	42.389	1:36.463	1:59.924	189.6	23:48.549
6	4:24.311	45.367	1:38.530	2:00.414	185.6	28:12.860	6	4:24.311	45.367	1:38.530	2:00.414	185.6	28:12.860
7	4:15.875	41.053	1:35.399	1:59.423	191.7	32:28.735	7	4:15.875	41.053	1:35.399	1:59.423	191.7	32:28.735

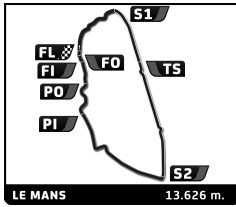


Porsche Sprint Challenge 89^e Edition des 24 Heures du Mans Qualifying Practice

Sector Analysis

— Invalidated Lap ■ Personal Best ■ Session Best B Crossing the pit lane

Lap	Time	Sector 1	Sector 2	Sector 3	Kph	Elapsed	Lap	Time	Sector 1	Sector 2	Sector 3	Kph	Elapsed
8	5:46.432 B	41.323	1:35.372	3:29.737	141.6	38:15.167	5	4:23.583	40.392	1:35.695	2:07.496	186.1	23:04.402
9	12:21.345	8:42.754	1:38.993	1:59.598	66.2	50:36.512	6	4:16.776	42.094	1:37.007	1:57.675	191.0	27:21.178
46	Howard BLANK						7	4:11.091	40.225	1:35.141	1:55.725	195.4	31:32.269
	CLRT						8	5:17.964 B	40.345	1:38.112	2:59.507	154.3	36:50.233
1	6:04.784	1:51.567	2:00.652	2:12.565	133.0	6:04.784	51	Evgeny KIREEV					
2	4:19.558	42.042	1:37.234	2:00.282	189.0	10:24.342		VAN BERGHE HUBER RACING					
3	4:17.124	40.202	1:37.390	1:59.532	190.8	14:41.466	1	5:57.988	2:00.073	1:55.372	2:02.543	135.6	5:57.988
4	4:17.447	40.402	1:36.717	2:00.328	190.5	18:58.913	2	4:17.884	41.259	1:37.270	1:59.355	190.2	10:15.872
5	4:15.595	41.195	1:36.090	1:58.310	191.9	23:14.508	3	4:16.918	41.005	1:37.709	1:58.204	190.9	14:32.790
6	4:18.033	40.953	1:36.264	2:00.816	190.1	27:32.541	4	4:12.520	40.543	1:35.553	1:56.424	194.3	18:45.310
7	4:13.798	40.686	1:34.893	1:58.219	193.3	31:46.339	5	4:16.997	40.139	1:35.065	2:01.793	190.9	23:02.307
8	5:18.015 B	41.050	1:36.494	3:00.471	154.2	37:04.354	6	4:17.206	42.650	1:36.380	1:58.176	190.7	27:19.513
9	13:21.001	9:44.994	1:37.288	1:58.719	61.2	50:25.355	7	4:16.247	41.081	1:36.864	1:58.302	191.4	31:35.760
47	Fabrice NOTARI						8	5:12.909 B	40.074	1:36.106	2:56.729	156.8	36:48.669
	CLRT						9	14:04.511	...	1:37.072	1:58.799	58.1	50:53.180
1	7:54.722	3:09.135	2:17.456	2:28.131	102.2	7:54.722	52	Yves GODARD					
2	4:26.833	42.839	1:39.915	2:04.079	183.8	12:21.555		TEAM 52					
3	4:25.644	42.297	1:39.946	2:03.401	184.7	16:47.199	1	6:01.529	1:58.918	1:57.093	2:05.518	134.2	6:01.529
4	4:58.656	41.980	1:38.488	2:38.188	164.2	21:45.855	2	4:15.263	40.711	1:36.720	1:57.832	192.2	10:16.792
5	4:26.004	43.406	1:39.044	2:03.554	184.4	26:11.859	3	4:14.216	40.459	1:37.011	1:56.746	193.0	14:31.008
6	4:21.867	42.319	1:38.036	2:01.512	187.3	30:33.726	4	4:13.680	40.063	1:36.449	1:57.168	193.4	18:44.688
7	4:21.344	41.162	1:37.954	2:02.228	187.7	34:55.070	5	4:27.461 B	40.043	1:36.396	2:11.022	183.4	23:12.149
8	9:54.228 B	55.323	4:13.604	4:45.301	82.6	44:49.298	6	6:44.308	3:09.709	1:36.288	1:58.311	121.3	29:56.457
9	7:52.372	3:23.615	1:54.685	2:34.072	103.8	52:41.670	7	4:12.632	39.717	1:35.493	1:57.422	194.2	34:09.089
							8	8:11.853 B	40.195	3:00.788	4:30.870	99.7	42:20.942
48	Lilou WADOUX-DUCELLIER						53	Nick JONES					
	CLRT							PARKER RACING					
1	4:37.622	1:01.497	1:40.029	1:56.096	174.8	4:37.622	1	4:58.353	1:09.381	1:50.687	1:58.285	162.7	4:58.353
2	4:03.081	38.707	1:32.803	1:51.571	201.8	8:40.703	2	4:08.547	39.222	1:34.171	1:55.154	197.4	9:06.900
3	4:01.645	38.130	1:32.118	1:51.397	203.0	12:42.348	3	4:07.607	38.478	1:33.735	1:55.394	198.1	13:14.507
4	4:03.154	38.061	1:32.189	1:52.904	201.7	16:45.502	4	4:08.633	39.155	1:34.104	1:55.374	197.3	17:23.140
5	4:42.424	39.295	1:34.641	2:28.488	173.7	21:27.926	5	4:43.971	40.437	1:36.889	2:26.645	172.7	22:07.111
6	4:01.716	38.356	1:32.495	1:50.865	202.9	25:29.642	6	4:06.566	39.072	1:33.410	1:54.084	198.9	26:13.677
7	4:01.228	38.231	1:32.364	1:50.633	203.3	29:30.870	7	4:13.631	40.842	1:34.640	1:58.149	193.4	30:27.308
8	4:14.069	38.195	1:32.096	2:03.778	193.1	33:44.939	8	4:10.727	38.603	1:34.207	1:57.917	195.6	34:38.035
9	8:25.919 B	41.386	3:16.915	4:27.618	97.0	42:10.858	9	7:53.272 B	45.620	2:31.989	4:35.663	103.6	42:31.307
							10	8:59.742	5:20.675	1:39.304	1:59.763	90.9	51:31.049
49	Merab MEKVABISHVILI						54	Justin AMSTRONG					
	CLRT							PARKER RACING					
1	6:37.174	2:31.653	1:59.633	2:05.888	122.2	6:37.174	1	7:22.961	2:56.647	2:18.603	2:07.711	109.6	7:22.961
2	4:20.496	41.279	1:37.885	2:01.332	188.3	10:57.670	2	4:20.120	40.552	1:38.882	2:00.686	188.6	11:43.081
3	4:18.171	40.743	1:37.588	1:59.840	190.0	15:15.841	3	4:14.815	40.202	1:37.240	1:57.373	192.5	15:57.896
4	4:19.877	40.312	1:37.754	2:01.811	188.8	19:35.718	4	4:53.569 B	42.809	1:38.668	2:32.092	167.1	20:51.465
5	4:18.153	42.805	1:37.305	1:58.043	190.0	23:53.871	5	7:46.881	4:08.559	1:37.713	2:00.609	105.1	28:38.346
6	4:19.908	42.301	1:38.333	1:59.274	188.7	28:13.779	6	4:14.722	41.103	1:37.009	1:56.610	192.6	32:53.068
7	4:15.996	40.407	1:35.958	1:59.631	191.6	32:29.775	7	6:52.986 B	40.619	1:38.747	4:33.620	118.8	39:46.054
8	5:48.209 B	40.844	1:36.024	3:31.341	140.9	38:17.984	8	11:20.489	7:31.803	1:38.810	2:09.876	72.1	51:06.543
9	13:15.110	9:36.092	1:39.775	1:59.243	61.7	51:33.094							
50	Inés TAITTINGER						56	Dominique BASTIEN					
	CLRT							SPEEDLOVER					
1	5:53.186	1:39.900	2:07.589	2:05.697	137.4	5:53.186	1	6:04.745	2:09.135	1:48.717	2:06.893	133.1	6:04.745
2	4:14.047	40.443	1:36.689	1:56.915	193.1	10:07.233	2	4:15.819	41.201	1:37.332	1:57.286	191.8	10:20.564
3	4:12.435	39.947	1:36.373	1:56.115	194.3	14:19.668	3	4:16.261	40.656	1:36.687	1:58.918	191.4	14:36.825
4	4:21.151	42.534	1:37.700	2:00.917	187.8	18:40.819							



Porsche Sprint Challenge
89^e Edition des 24 Heures du Mans
Qualifying Practice

Sector Analysis

— Invalidated Lap ■ Personal Best ■ Session Best B Crossing the pit lane

Lap	Time	Sector 1	Sector 2	Sector 3	Kph	Elapsed	Lap	Time	Sector 1	Sector 2	Sector 3	Kph	Elapsed
99 Charles RAINFORD GBR CCK MOTORSPORT Porsche 991 GT3 Cup - Phase II													
1	5:06.471	1:06.688	1:56.791	2:02.992	158.4	5:06.471	1	5:06.471	1:06.688	1:56.791	2:02.992	158.4	5:06.471
2	4:15.086	40.700	1:36.229	1:58.157	192.3	9:21.557	2	4:15.086	40.700	1:36.229	1:58.157	192.3	9:21.557
3	4:06.807	39.020	1:33.887	1:53.900	198.8	13:28.364	3	4:06.807	39.020	1:33.887	1:53.900	198.8	13:28.364
4	4:10.449	39.218	1:34.734	1:56.497	195.9	17:38.813	4	4:10.449	39.218	1:34.734	1:56.497	195.9	17:38.813
5	4:47.734	39.220	1:34.362	2:34.152	170.5	22:26.547	5	4:47.734	39.220	1:34.362	2:34.152	170.5	22:26.547
6	4:07.870	39.418	1:34.720	1:53.732	197.9	26:34.417	6	4:07.870	39.418	1:34.720	1:53.732	197.9	26:34.417
7	4:07.886	39.048	1:34.710	1:54.128	197.9	30:42.303	7	4:07.886	39.048	1:34.710	1:54.128	197.9	30:42.303
8	4:13.171	39.154	1:34.170	1:59.847	193.8	34:55.474	8	4:13.171	39.154	1:34.170	1:59.847	193.8	34:55.474
9	10:07.686B	57.200	4:20.041	4:50.445	80.7	45:03.160	9	10:07.686B	57.200	4:20.041	4:50.445	80.7	45:03.160
10	7:55.923	4:04.474	1:37.436	2:14.013	103.1	52:59.083	10	7:55.923	4:04.474	1:37.436	2:14.013	103.1	52:59.083
57 Wim MEULDERS BEL SPEEDLOVER Porsche 992 GT3 Cup													
1	5:07.633	1:13.385	1:51.045	2:03.203	157.8	5:07.633							
2	4:10.657	40.140	1:34.438	1:56.079	195.7	9:18.290							
3	4:10.152	40.027	1:34.398	1:55.727	196.1	13:28.442							
4	4:24.198	45.781	1:40.683	1:57.734	185.7	17:52.640							
5	4:52.936	39.539	1:37.934	2:35.463	167.5	22:45.576							
6	4:12.912	41.360	1:34.682	1:56.870	194.0	26:58.488							
7	4:22.958	46.842	1:37.803	1:58.313	186.5	31:21.446							
8	4:27.133	40.833	1:34.903	2:11.397	183.6	35:48.579							
9	10:18.374B	1:25.580	4:31.574	4:21.220	79.3	46:06.953							
10	6:15.212	2:40.740	1:35.929	1:58.543	130.7	52:22.165							
58 Pierre Yves PAQUE BEL SPEEDLOVER Porsche 992 GT3 Cup													
1	5:19.589	1:26.252	1:46.897	2:06.440	151.9	5:19.589							
2	4:12.812	40.442	1:34.656	1:57.714	194.0	9:32.401							
3	4:11.893	39.882	1:34.935	1:57.076	194.7	13:44.294							
4	4:11.114	40.139	1:34.309	1:56.666	195.3	17:55.408							
5	4:50.846	39.710	1:34.506	2:36.630	168.7	22:46.254							
6	4:13.470	41.285	1:35.606	1:56.579	193.5	26:59.724							
7	4:11.484	40.795	1:34.731	1:55.958	195.1	31:11.208							
8	4:13.716	39.588	1:34.266	1:59.862	193.3	35:24.924							
9	10:33.120B	1:24.004	4:21.586	4:47.530	77.5	45:58.044							
10	6:37.927	3:00.184	1:35.912	2:01.831	123.3	52:35.971							
61 Michael DOPPELMAYR CHE RUTRONIK RACING Porsche 991 GT3 R													
1	7:43.869	3:27.278	2:00.661	2:15.930	104.6	7:43.869							
2	4:29.515	44.636	1:39.394	2:05.485	182.0	12:13.384							
3	4:26.236	42.025	1:39.733	2:04.478	184.2	16:39.620							
4	5:05.472	42.123	1:40.190	2:43.159	160.6	21:45.092							
5	4:40.021B	42.893	1:41.607	2:15.521	175.2	26:25.113							
6	6:26.069	2:46.084	1:38.067	2:01.918	127.1	32:51.182							
7	7:14.455B	41.897	1:56.952	4:35.606	112.9	40:05.637							
8	11:33.483	7:47.471	1:42.420	2:03.592	70.7	51:39.120							
63 Georgi DONCHEV BGR VAN BERGHE HUBER RACING Porsche 992 GT3 Cup													
1	4:56.248	1:06.018	1:47.788	2:02.442	163.8	4:56.248							
2	4:09.793	40.237	1:34.443	1:55.113	196.4	9:06.041							
3	4:11.103	39.085	1:33.591	1:58.427	195.4	13:17.144							
4	4:07.098	39.452	1:33.434	1:54.212	198.5	17:24.242							
5	4:40.910	39.541	1:33.671	2:27.698	174.6	22:05.152							
6	4:07.714	39.013	1:34.392	1:54.309	198.0	26:12.866							
7	4:07.426	39.785	1:33.446	1:54.195	198.3	30:20.292							
8	4:06.855	38.989	1:34.099	1:53.767	198.7	34:27.147							
9	7:56.996B	39.456	2:44.555	4:32.985	102.8	42:24.143							
10	9:03.697	5:30.337	1:37.319	1:56.041	90.2	51:27.840							