

Endurance Racing Legends

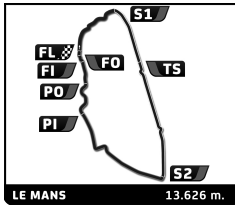
89^e Edition des 24 Heures du Mans

Qualifying Practice 1

Sector Analysis

— Invalidated Lap ■ Personal Best ■ Session Best ■ Crossing the pit lane

Lap	D	Time	Sector 1	Sector 2	Sector 3	T.Spd	Elapsed	Lap	D	Time	Sector 1	Sector 2	Sector 3	T.Spd	Elapsed
1. Emmanuel BRIGAND <small>PORSCHE 997 GT3 RSR 2009</small> <small>GT2B</small> <small>DALLARA SP1 2002</small> <small>Proto B</small>															
1	1	6:14.265					8:15.895	1	1	5:27.279 B	39.449	2:44.384	2:03.446	79.5	6:03.682
2	1	4:27.691					12:43.586	2	1	5:32.058	2:12.856	1:29.207	1:49.995	286.9	11:35.740
3	1	4:57.085 B					17:40.671	3	1	4:45.074	36.612	2:13.584	1:54.878	286.2	16:20.814
4	1	9:30.288					27:10.959	4	1	3:59.589 B	36.575	1:27.642	1:55.372	290.8	20:20.403
5	1	4:19.609					31:30.568	5	1	6:11.405	2:53.960	1:29.875	1:47.570	281.7	26:31.808
6	1	4:17.079					35:47.647	6	1	3:49.306	35.687	1:26.223	1:47.396	290.8	30:21.114
7	1	4:16.403					40:04.050	7	1	3:47.021	36.206	1:25.361	1:45.454	295.6	34:08.135
8	1	4:35.300 B					44:39.350	8	1	4:05.934 B	37.979	1:27.239	2:00.716	282.5	38:14.069
9 1 8:53.674 5:36.466 1:28.041 1:49.167 285.4 47:07.743															
4. Richard COOK <small>RILEY & SCOTT MK III C 2002</small> <small>Proto B</small> <small>DALLARA SP1 2001</small> <small>Proto B</small>															
1	1	6:48.998	1:52.198	2:48.324	2:08.476	103.8	7:58.090	1	1	5:18.633	39.923	2:46.049	1:52.661	73.9	5:41.570
2	1	4:23.918	45.185	1:36.009	2:02.724	244.8	12:22.008	2	1	4:18.995	56.157	1:33.466	1:49.372	221.2	10:00.565
3	1	5:02.234 B	40.421	2:05.812	2:16.001	281.7	17:24.242	3	1	4:39.226	37.109	2:08.294	1:53.823	223.5	14:39.791
4	1	6:01.661	2:28.143	1:33.758	1:59.760	281.0	23:25.903	4	1	4:02.049 B	37.703	1:29.248	1:55.098	293.2	18:41.840
5	1	4:24.001 B	40.047	1:32.633	2:11.321	281.0	27:49.904	5	1	7:24.071	4:05.121	1:29.895	1:49.055	239.3	26:05.911
6	1	7:05.540	3:19.689	1:45.213	2:00.638	224.4	34:55.444	6	1	3:51.427	36.374	1:26.771	1:48.282	305.6	29:57.338
7	1	4:03.258	38.791	1:30.124	1:54.343	292.4	38:58.702	7	1	3:51.954	36.118	1:27.140	1:48.696	276.0	33:49.292
8	1	3:59.991	38.113	1:29.408	1:52.470	298.8	42:58.693	8	1	3:50.738	36.595	1:26.407	1:47.736	290.8	37:40.030
9	1	5:31.840	48.503	2:04.883	2:38.454	204.5	48:30.533	9	1	3:54.638	36.407	1:26.199	1:52.032	313.6	41:34.668
10 1 3:51.915 36.949 1:27.896 1:47.070 293.2 45:26.583															
7. Shaun LYNN <small>BENTLEY Speed 8 2003</small> <small>Proto B</small> <small>PORSCHE 993 GT2 1997</small> <small>GT2A</small>															
1	1	6:04.293 B	47.689	2:57.798	2:18.806	71.6	7:57.289	1	1	5:50.988	53.655	2:36.936	2:20.397	175.9	8:28.005
8. Roald GOETHE <small>ASTON MARTIN DBR9 2006</small> <small>GT1B</small> <small>PORSCHE 993 GT2 1997</small> <small>GT2A</small>															
1	1	4:58.569	39.807	2:24.194	1:54.568	81.9	5:02.428	2	1	4:54.990	49.644	1:47.988	2:17.358	230.7	13:22.995
2	1	4:06.863	39.228	1:32.153	1:55.482	255.7	9:09.291	3	1	4:45.030	46.455	1:44.755	2:13.820	229.7	18:08.025
3	1	4:31.713 B	39.249	1:53.854	1:58.610	267.8	13:41.004	4	1	5:44.686 B	50.556	2:01.775	2:52.355	204.5	23:52.711
4	1	9:20.950	5:35.728	1:42.432	2:02.790	230.7	23:01.954								
5	1	4:24.043	44.476	1:37.396	2:02.171	258.8	27:25.997								
6	1	4:27.354	43.217	1:41.069	2:03.068	240.4	31:53.351								
7	1	4:15.820	41.289	1:35.697	1:58.834	264.5	36:09.171								
8	1	4:16.441	41.187	1:36.102	1:59.152	271.8	40:25.612								
9	1	4:13.623	40.764	1:35.369	1:57.490	278.8	44:39.235								
10	1	4:15.573	40.943	1:35.278	1:59.352	283.2	48:54.808								
9. Darren TURNER <small>ASTON MARTIN DBR9 2007</small> <small>GT1B</small> <small>PILBEAM MP93 2005</small> <small>Proto B</small>															
1	1	5:17.934	41.391	2:45.081	1:51.462	76.3	5:50.832	1	1	9:23.138	5:10.642	1:53.670	2:18.826	217.7	10:43.458
2	1	4:07.700	47.634	1:31.696	1:48.370	286.9	9:58.532	2	1	5:55.801 B	44.205	2:24.967	2:46.629	211.7	16:39.259
3	1	4:37.253	37.610	2:05.065	1:54.578	298.0	14:35.785	3	1	11:13.647	7:09.597	1:48.551	2:15.499	190.1	27:52.906
4	1	3:56.066	37.514	1:29.524	1:49.028	299.7	18:31.851	4	1	4:34.066	44.242	1:43.417	2:06.407	201.5	32:26.972
5	1	4:07.603 B	37.887	1:31.922	1:57.794	273.2	22:39.454	5	1	4:28.868	43.461	1:40.238	2:05.169	232.1	36:55.840
6	1	8:41.718	5:21.790	1:31.108	1:48.820	297.2	31:21.172	6	1	4:24.671	43.517	1:38.674	2:02.480	261.9	41:20.511
7	1	3:53.004	36.805	1:28.353	1:47.846	295.6	35:14.176	7	1	4:27.347	41.474	1:40.189	2:05.684	233.7	45:47.858
8	1	4:05.512 B	38.524	1:28.782	1:58.206	296.4	39:19.688								
15. James COTTINGHAM <small>DALLARA SP1 2002</small> <small>Proto B</small> <small>LOLA-MG EX257 2004</small> <small>Proto B</small>															
1	1	5:07.231	49.898	1:59.596	2:17.737	172.8	8:19.403	1	1	4:00.187	38.021	1:29.599	1:52.567	253.3	37:00.531
2	1	4:22.594 B	41.073	1:32.973	2:08.548	257.6	12:41.997								
3	1	7:53.031	4:01.787	1:46.633	2:04.611	194.2	20:35.028								
4	1	4:13.274	41.238	1:36.435	1:55.601	276.7	24:48.302								
5	1	4:07.345	39.203	1:30.779	1:57.363	304.7	28:55.647								
6	1	4:04.697	38.864	1:30.279	1:55.554	278.1	33:00.344								
7	1	4:00.187	38.021	1:29.599	1:52.567	253.3	37:00.531								



Endurance Racing Legends

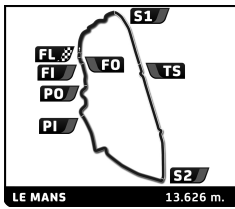
89^e Edition des 24 Heures du Mans

Qualifying Practice 1

Sector Analysis

— Invalidated Lap ■ Personal Best ■ Session Best B Crossing the pit lane

Lap	D	Time	Sector 1	Sector 2	Sector 3	T.Spd	Elapsed	Lap	D	Time	Sector 1	Sector 2	Sector 3	T.Spd	Elapsed
26 1. Emmanuel COLLARD PORSCHE 911 GT1 1997 GT1A															
1	1	5:22.532	41.085	2:49.267	1:52.180	98.0	7:30.688	3	1	4:47.973	46.862	1:47.591	2:13.520	201.5	18:06.287
2	1	4:11.128	43.584	1:31.971	1:55.573	277.4	11:41.816	4	1	4:44.730	46.322	1:45.615	2:12.793	227.3	22:51.017
3	1	4:46.770	37.834	2:14.108	1:54.828	296.4	16:28.586	5	1	4:56.696 B	45.919	1:45.819	2:24.958	218.1	27:47.713
4	1	3:58.393	37.524	1:29.744	1:51.125	302.2	20:26.979	6	1	7:17.385	3:16.653	1:47.438	2:13.294	218.1	35:05.098
5	1	3:57.320	38.268	1:29.805	1:49.247	302.2	24:24.299	7	1	4:40.205	44.704	1:44.472	2:11.029	231.2	39:45.303
6	1	4:01.415	37.737	1:31.551	1:52.127	261.3	28:25.714	8	1	4:40.543	44.641	1:44.875	2:11.027	229.2	44:25.846
7	1	4:11.379 B	37.266	1:29.407	2:04.706	297.2	32:37.093	9	1	4:48.922	46.486	1:46.549	2:15.887	224.4	49:14.768
8	1	6:12.126	2:52.980	1:29.298	1:49.848	298.8	38:49.219								
9	1	3:55.254	37.957	1:28.377	1:48.920	306.5	42:44.473								
10	1	4:34.435 B	41.944	1:44.605	2:07.886	219.0	47:18.908								
27 1. Nikolaus DITTING ASTON MARTIN DBR9 2005 INV 2. Sam HANCOCK															
1	1	5:27.672	44.667	2:46.286	1:56.719	105.7	7:23.463								
2	1	4:00.542	37.902	1:33.447	1:49.193	251.6	11:24.005								
3	1	5:16.297 B	36.944	2:17.076	2:22.277	285.4	16:40.302								
4	1	7:14.127	3:10.140	1:46.932	2:17.055	218.5	23:54.429								
5	1	4:35.158	44.097	1:41.409	2:09.652	239.9	28:29.587								
6	1	4:23.954	43.125	1:36.619	2:04.210	240.9	32:53.541								
7	1	4:19.729	42.242	1:35.384	2:02.103	246.4	37:13.270								
8	1	4:21.078	41.187	1:36.975	2:02.916	232.6	41:34.348								
9	1	4:35.144 B	42.571	1:39.917	2:12.656	215.5	46:09.492								
28 1. Alain RÜEDE FORD Mustang Cobra TA 1998 GT1A															
1	1	13:20.019	8:31.091	2:26.834	2:22.094	197.4	17:34.338								
2	1	4:40.773	45.101	1:46.499	2:09.173	199.2	22:15.111								
3	1	4:51.847 B	44.442	1:47.145	2:20.260	178.8	27:06.958								
4	1	11:14.905	7:25.983	1:43.540	2:05.382	212.5	38:21.863								
5	1	4:30.814	43.406	1:41.820	2:05.588	214.2	42:52.677								
6	1	4:29.156	43.049	1:40.795	2:05.312	206.1	47:21.833								
30 1. Lee MAXTED-PAGE PORSCHE 996 GT3-R 2000 GT2B															
1	1	6:05.699	50.949	2:54.003	2:20.747	72.7	7:30.270								
2	1	4:56.873	51.195	1:48.373	2:17.305	204.9	12:27.143								
3	1	5:31.313 B	45.641	2:16.471	2:29.201	221.2	17:58.456								
4	1	6:48.657	2:48.030	1:45.811	2:14.816	236.2	24:47.113								
5	1	4:39.801	44.883	1:43.408	2:11.510	238.3	29:26.914								
6	1	4:40.673	44.171	1:45.107	2:11.395	206.5	34:07.587								
7	1	4:39.275	44.150	1:41.797	2:13.328	240.4	38:46.862								
8	1	4:35.444	44.566	1:42.086	2:08.792	235.7	43:22.306								
9	1	4:58.690	46.170	1:48.146	2:24.374	209.7	48:20.996								
31 1. Andrew LAWLEY PORSCHE 996 GT3-RS 2003 GT2B															
1	1	6:30.174	54.373	3:06.131	2:29.670	83.1	8:18.654								
2	1	4:59.660	49.202	1:50.711	2:19.747	190.5	13:18.314								
32 1. Lionel BOCH COURAGE C65 2005 Proto B															
1	1	5:17.668	56.630	1:57.434	2:23.604	177.3	9:26.911								
2	1	5:38.191	46.551	2:25.907	2:25.733	230.2	15:05.102								
3	1	5:03.481 B	45.677	1:49.168	2:28.636	218.1	20:08.583								
4	1	9:00.721	4:53.233	1:49.791	2:17.697	248.1	29:09.304								
5	1	4:55.371	45.585	1:53.038	2:16.748	229.7	34:04.675								
6	1	5:01.013	47.135	1:53.380	2:20.498	231.2	39:05.688								
7	1	4:59.339	45.687	1:52.369	2:21.283	219.4	44:05.027								
8	1	4:56.860	46.226	1:50.480	2:20.154	226.8	49:01.887								
37 1. Eric HELARY DODGE Viper GTS-R 2000 GT1B															
1	1	7:41.146	2:49.354	2:49.661	2:02.131	86.1	7:55.171								
2	1	4:14.940	43.635	1:35.257	1:56.048	271.1	12:10.111								
3	1	4:51.910	39.071	2:14.903	1:57.936	283.2	17:02.021								
4	1	4:07.568	38.884	1:33.637	1:55.047	281.7	21:09.589								
5	1	4:10.860	40.884	1:35.125	1:54.851	279.5	25:20.449								
6	1	4:05.939	38.621	1:33.120	1:54.198	280.3	29:26.388								
7	1	4:09.671	38.940	1:34.281	1:56.450	278.1	33:36.059								
8	1	4:04.535	38.595	1:32.782	1:53.158	281.7	37:40.594								
9	1	4:49.328	38.412	1:44.691	2:26.225	235.7	42:29.922								
39 1. Pierre-Loup BOCH LOLA B05/40 2005 Proto B															
1	1	5:52.797 B	55.380	2:25.205	2:32.212	154.1	8:43.738								
2	1	8:17.929	3:12.247	2:36.516	2:29.166	165.2	17:01.667								
3	1	5:06.278	47.901	1:56.468	2:21.909	169.0	22:07.945								
4	1	5:07.214	47.178	1:57.565	2:22.471	172.3	27:15.159								
5	1	4:59.272	45.500	1:54.562	2:19.210	190.1	32:14.431								
6	1	4:44.929	45.303	1:48.303	2:11.323	186.2	36:59.360								
7	1	5:50.760 B	46.952	1:47.850	3:15.958	186.8	42:50.120								
8	1	6:33.397	2:27.536	1:52.494	2:13.367	171.2	49:23.517								
40 1. Michael ERLICH PORSCHE 997 GT3 RSR 2007 GT2B															
1	1	6:00.377	49.835	2:53.450	2:17.092	91.9	8:12.755								
2	1	4:37.315	45.759	1:42.411	2:09.145	227.3	12:50.070								
3	1	4:50.094	43.805	1:54.762	2:11.527	257.6	17:40.164								
4	1	4:32.399	43.335	1:41.193	2:07.871	211.7	22:12.563								
5	1	4:38.067 B	43.469	1:39.034	2:15.564	266.5	26:50.630								
6	1	6:12.716	2:25.678	1:39.580	2:07.458	280.3	33:03.346								
7	1	4:25.314	42.733	1:38.306	2:04.275	278.8	37:28.660								
8	1	4:28.706	45.006	1:39.458	2:04.242	256.4	41:57.366								
9	1	4:28.055	43.338	1:38.671	2:06.046	281.0	46:25.421								



Endurance Racing Legends

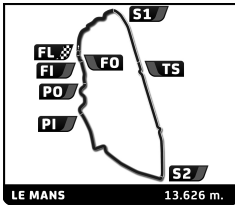
89^e Edition des 24 Heures du Mans

Qualifying Practice 1

Sector Analysis

— Invalidated Lap ■ Personal Best ■ Session Best ■ Crossing the pit lane

Lap	D	Time	Sector 1	Sector 2	Sector 3	T.Spd	Elapsed	Lap	D	Time	Sector 1	Sector 2	Sector 3	T.Spd	Elapsed
44	1. Jean-Marie MULLER RILEY & SCOTT MK III 1996 Proto A							4	1	4:55.210	47.444			213.4	24:08.172
	5	1	4:58.797	47.035			201.5	29:06.969							
	6	1	5:44.907 B	47.026			177.9	34:51.876							
	7	1	7:04.975	2:30.254			197.8	41:56.851							
	8	1	5:01.772	46.901			203.7	46:58.623							
	1	1	7:47.044				11:46.879								
	2	1	5:02.644				16:49.523								
	3	1	4:19.715				21:09.238								
	4	1	4:13.357				25:22.595								
5	1	4:12.752				29:35.347									
6	1	4:24.074 B				33:59.421									
7	1	7:55.079				41:54.500									
8	1	4:31.785 B				46:26.285									
45	1. Dario FRANCHITTI ASTON MARTIN DBR9 2008 GT1B							1	1	5:16.659	41.603	2:32.636	2:02.420	79.5	5:25.917
	2	1	4:25.505 B	44.003	1:34.165	2:07.337	279.5	9:51.422							
	3	1	7:40.287	3:52.440	1:45.406	2:02.441	273.9	17:31.709							
	4	1	4:06.864	39.357	1:33.259	1:54.248	287.7	21:38.573							
	5	1	4:07.944	40.215	1:34.550	1:53.179	281.7	25:46.517							
	6	1	4:03.567	38.657	1:32.107	1:52.803	285.4	29:50.084							
	7	1	4:07.447	38.174	1:32.116	1:57.157	286.2	33:57.531							
	8	1	4:04.269	38.865	1:31.597	1:53.807	286.2	38:01.800							
	9	1	3:59.639	37.761	1:31.221	1:50.657	288.5	42:01.439							
	10	1	4:40.728 B	42.833	1:37.483	2:20.412	248.7	46:42.167							
	46	1. Joe MACARI MASERATI MC12 GT1 2005 GT1B							1	1	5:34.674	44.268	2:47.600	2:02.806	79.0
2		1	4:33.367 B	44.260	1:37.609	2:11.498	200.7	10:37.273							
3		1	9:49.543	6:03.709	1:43.091	2:02.743	215.5	20:26.816							
4		1	4:12.052	40.876	1:33.914	1:57.262	254.5	24:38.868							
5		1	4:15.231	39.379	1:35.293	2:00.559	285.4	28:54.099							
6		1	4:13.451	40.015	1:33.487	1:59.949	261.3	33:07.550							
7		1	4:09.700	41.267	1:32.696	1:55.737	262.6	37:17.250							
8		1	4:24.828 B	39.390	1:35.850	2:09.588	267.1	41:42.078							
9		1	5:40.636	2:08.088	1:32.286	2:00.262	277.4	47:22.714							
49		1. Lars ROLNER PORSCHE 996 GT3-R 2001 GT2B							1	1	5:13.848	1:05.859	1:53.418	2:14.571	205.3
	2	1	5:10.791	46.881	2:09.410	2:14.500	222.1	14:13.469							
	3	1	4:46.095	46.138	1:45.381	2:14.576	248.7	18:59.564							
	4	1	4:44.065	45.826	1:46.469	2:11.770	239.3	23:43.629							
	5	1	5:26.692 B	45.586	1:54.571	2:46.535	222.1	29:10.321							
	6	1	9:29.370	5:31.144	1:46.355	2:11.871	239.3	38:39.691							
	7	1	4:38.858	44.511	1:43.607	2:10.740	251.0	43:18.549							
	51	1. Paul HOWELLS PORSCHE 996 GT3-RS 2001 GT2B							1	1	5:51.133	59.366	2:28.973	2:22.794	128.5
2		1	5:30.731	47.480	2:19.368	2:23.883	186.8	14:11.998							
3		1	5:00.964	46.841			208.8	19:12.962							
52	1. Benoit ROMAC PORSCHE 993 GT2 Evo 1999 GT2A							1	1	5:37.559	42.859	2:50.875	2:03.825	73.9	6:00.029
	2	1	4:24.663	43.357	1:39.582	2:01.724	270.4	10:24.692							
	3	1	5:21.941 B	41.096	2:21.402	2:19.443	276.7	15:46.633							
	4	1	6:18.802 B	2:13.841	1:47.739	2:17.222	231.2	22:05.435							
	5	1	5:26.006	1:44.393	1:38.055	2:03.558	276.7	27:31.441							
	6	1	4:27.658	41.181	1:38.368	2:08.109	273.2	31:59.099							
	7	1	4:18.773	40.694	1:37.240	2:00.839	276.0	36:17.872							
	8	1	4:23.859	40.577	1:41.657	2:01.625	229.2	40:41.731							
	9	1	4:16.168	40.749	1:36.574	1:58.845	276.7	44:57.899							
	10	1	4:38.812 B	41.351	1:36.573	2:20.888	278.1	49:36.711							
	53	1. Richard MEINS ASTON MARTIN DBR9 2006 GT1B							1	1	5:31.612	42.478	2:48.494	2:00.640	74.9
2		1	4:20.280	45.314	1:36.347	1:58.619	276.7	10:15.944							
3		1	5:24.024 B	40.390	2:18.566	2:25.068	290.0	15:39.968							
4		1	6:02.316	2:27.525	1:36.011	1:58.780	249.8	21:42.284							
5		1	4:28.291	39.585	1:49.726	1:58.980	291.6	26:10.575							
6		1	4:10.563	39.622	1:33.540	1:57.401	291.6	30:21.138							
7		1	4:08.685	39.877	1:32.539	1:56.269	291.6	34:29.823							
8		1	4:08.186	39.135	1:33.330	1:55.721	288.5	38:38.009							
9		1	4:05.373	38.794	1:31.675	1:54.904	293.2	42:43.382							
10		1	4:10.707	38.831	1:32.770	1:59.106	293.2	46:54.089							
57	1. Romain BELLETESTE 2. Serge KRIKNOFF ASTON MARTIN DBR9S 2009 GT2B							1	1	5:45.411	46.978	2:40.943	2:17.490	114.1	8:12.232
	60	1. Marc JULLY KEILER K II 1998 Proto A							1	1	5:24.190	47.305	2:26.300	2:10.585	171.2
2		1	4:25.737	43.764	1:39.559	2:02.414	218.5	12:33.160							
3		1	4:50.404	41.071	2:08.634	2:00.699	253.3	17:23.564							
4		1	4:14.707	40.933	1:36.130	1:57.644	257.0	21:38.271							
5		1	4:13.469	40.019	1:36.621	1:56.829	228.7	25:51.740							
6		1	4:15.691	41.760	1:35.433	1:58.498	272.5	30:07.431							
7		1	4:10.963	40.104	1:34.241	1:56.618	281.0	34:18.394							
8		1	4:12.728	41.275	1:34.902	1:56.551	243.1	38:31.122							
9		1	4:12.773	40.568	1:34.010	1:58.195	279.5	42:43.895							
10		1	4:36.153	1:00.146	1:34.459	2:01.548	276.7	47:20.048							
61	1. Marc LOUAIL 2. Soheil AYARI TOYOTA Supra GT2 2001 GT2B							1	1	5:23.812	1:05.808	1:53.801	2:24.203	217.7	9:11.319



Endurance Racing Legends

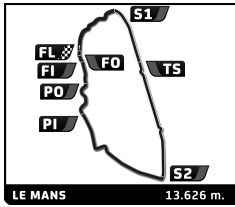
89^o Edition des 24 Heures du Mans

Qualifying Practice 1

Sector Analysis

— Invalidated Lap ■ Personal Best ■ Session Best B Crossing the pit lane

Lap	D	Time	Sector 1	Sector 2	Sector 3	T.Spd	Elapsed	Lap	D	Time	Sector 1	Sector 2	Sector 3	T.Spd	Elapsed
65 1.Max GIRARDO GT1B FERRARI 550 Maranello Prodrive 2002															
1	1	5:55.447	46.321	2:54.033	2:15.093	88.5	8:06.746								
2	1	4:33.194	46.145	1:41.775	2:05.274	202.2	12:39.940								
3	1	4:57.973 B	42.179	1:57.956	2:17.838	235.7	17:37.913								
4	1	6:26.882	2:46.860	1:37.284	2:02.738	218.5	24:04.795								
5	1	4:17.175	41.119	1:36.273	1:59.783	255.1	28:21.970								
6	1	4:15.312	41.722	1:34.444	1:59.146	237.8	32:37.282								
7	1	4:17.522	40.014	1:36.859	2:00.649	218.1	36:54.804								
8	1	4:22.193 B	40.296	1:33.876	2:08.021	262.6	41:16.997								
66 1.Dominik ROSCHMANN GT1B FERRARI 550 Maranello Prodrive 2005															
1	1	5:44.735 B	47.346	2:51.306	2:06.083	85.6	7:39.874								
2	1	6:22.499	2:24.004	1:52.946	2:05.549	231.6	14:02.373								
3	1	4:07.954	39.103	1:33.942	1:54.909	253.9	18:10.327								
4	1	4:08.135	41.336	1:32.206	1:54.593	281.0	22:18.462								
5	1	4:04.396	39.272	1:31.819	1:53.305	277.4	26:22.858								
6	1	4:03.549	37.863	1:31.534	1:54.152	286.2	30:26.407								
7	1	4:06.853	38.502	1:33.118	1:55.233	284.7	34:33.260								
8	1	4:07.965	38.561	1:33.311	1:56.093	238.3	38:41.225								
9	1	4:03.107	38.573	1:29.961	1:54.573	298.0	42:44.332								
10	1	4:13.217	42.553	1:32.799	1:57.865	243.1	46:57.549								
69 1.Paul PHILLIPS GT2B PORSCHE 996 GT3-RS 2001															
1	1	6:18.445	58.970	2:36.902	2:42.573	143.1	9:07.616								
2	1	6:28.131	53.345	2:37.193	2:57.593	174.8	15:35.747								
3	1	5:32.278	52.900	2:01.749	2:37.629	195.3	21:08.025								
4	1	5:30.919	52.475	2:04.773	2:33.671	162.9	26:38.944								
5	1	5:56.392 B	50.171	2:03.362	3:02.859	189.1	32:35.336								
6	1	8:43.912	3:51.893	2:13.075	2:38.944	148.8	41:19.248								
7	1	5:34.464	51.325	2:01.145	2:41.994	195.3	46:53.712								
70 1.Pascal DUHAMEL GT2B FERRARI 360 Modena N-GT 2000															
1	1	8:30.202	3:57.080	2:01.922	2:31.200	193.9	12:32.654								
2	1	5:32.685 B	48.918	2:09.072	2:34.695	213.4	18:05.339								
3	1	7:26.341	3:09.481	1:53.046	2:23.814	238.8	25:31.680								
4	1	4:59.807	47.269	1:52.088	2:20.450	239.9	30:31.487								
5	1	4:56.709	46.560	1:51.582	2:18.567	242.0	35:28.196								
6	1	4:57.493	46.485	1:52.260	2:18.748	240.9	40:25.689								
7	1	4:56.902	45.690	1:55.479	2:15.733	244.2	45:22.591								
73 1.Guenther SCHINDLER GT2A PORSCHE 993 GT2 1997															
1	1	5:58.592	48.036	2:59.079	2:11.477	74.2	7:52.264								
2	1	5:39.271 B	46.051	1:58.227	2:54.993	245.3	13:31.535								
3	1	6:16.593	2:31.119	1:40.336	2:05.138	257.0	19:48.128								
4	1	4:28.406	42.291	1:40.013	2:06.102	246.4	24:16.534								
5	1	4:26.718	42.446	1:39.538	2:04.734	236.2	28:43.252								
6	1	4:23.993	41.949	1:38.869	2:03.175	245.3	33:07.245								
7	1	4:25.805	43.459	1:40.086	2:02.260	248.7	37:33.050								
8	1	4:27.338	42.200	1:39.778	2:05.360	257.6	42:00.388								
9	1	5:23.409 B	42.808	2:00.069	2:40.532	194.9	47:23.797								
76 1.Jean-Lou RIHON GT2B PORSCHE 996 GT3-RSR 2005															
2.Nick PADMORE															
1	1	6:02.101	53.261	2:57.599	2:11.241	73.4	7:09.897								
2	1	4:37.488	45.423	1:43.502	2:08.563	219.9	11:47.385								
3	1	5:33.654 B	41.921	2:26.240	2:25.493	230.2	17:21.039								
4	1	7:58.640	3:41.331	1:53.272	2:24.037	186.8	25:19.679								
5	1	4:47.331	47.314	1:44.120	2:15.897	225.8	30:07.010								
6	1	4:37.225	43.861	1:40.765	2:12.599	266.5	34:44.235								
7	1	4:40.294	44.550	1:41.688	2:14.056	245.9	39:24.529								
8	1	4:37.353	42.946	1:41.242	2:13.165	231.6	44:01.882								
9	1	4:36.568	42.987	1:41.829	2:11.752	243.1	48:38.450								
77 1.Mike YOULES GT2B PORSCHE 996 GT3-RS 2001															
1	1	5:52.573 B	51.120	2:27.794	2:33.659	183.7	8:34.554								
2	1	7:01.312	2:02.246	2:31.875	2:27.191	242.0	15:35.866								
3	1	4:46.056	46.377	1:44.838	2:14.841	230.7	20:21.922								
4	1	5:22.799 B	45.042	1:45.044	2:52.713	240.4	25:44.721								
5	1	18:37.609	...	1:45.969	2:11.075	233.1	44:22.330								
6	1	5:58.612 B	44.011	2:07.216	3:07.385	228.2	50:20.942								
86 1.Stefan ROITMAYER GT2B PORSCHE 996 GT3-RS 2004															
2.Michael FÖVENY															
1	1	5:37.307	44.927	2:48.858	2:03.522	71.5	7:26.771								
2	1	4:21.379	44.672	1:37.719	1:58.988	259.4	11:48.150								
3	1	5:30.265 B	41.536	2:18.312	2:30.417	247.6	17:18.415								
4	1	7:12.088	2:59.248	1:50.637	2:22.203	222.6	24:30.503								
5	1	4:46.235	46.828	1:45.234	2:14.173	221.2	29:16.738								
6	1	4:44.773	44.956	1:45.242	2:14.575	233.7	34:01.511								
7	1	4:43.543	46.148	1:42.092	2:15.303	249.3	38:45.054								
8	1	4:35.498	44.853	1:42.249	2:08.396	260.0	43:20.552								
9	1	4:39.936	45.116	1:40.974	2:13.846	258.8	48:00.488								
88 1.Martin SHORT GT2B DALLARA SP1 2002															
Proto B															
1	1	5:40.002 B	39.803	2:30.647	2:29.552	80.2	5:42.425								
2	1	9:39.365	2:01.565	...	15:21.790								
3	1	3:58.405	38.610	19:20.195								
4	1	4:05.944 B	23:26.139								



Endurance Racing Legends

89^e Edition des 24 Heures du Mans

Qualifying Practice 1

Sector Analysis

— Invalidated Lap ■ Personal Best ■ Session Best B Crossing the pit lane

Lap	D	Time	Sector 1	Sector 2	Sector 3	T.Spd	Elapsed	Lap	D	Time	Sector 1	Sector 2	Sector 3	T.Spd	Elapsed
5	1	8:25.820					31:51.959	4	1	6:36.238	2:29.088	1:48.286	2:18.864	213.8	27:12.715
6	1	3:54.120					35:46.079	5	1	4:48.692	46.084	1:45.198	2:17.410	246.4	32:01.407
7	1	3:52.267					39:38.346	6	1	4:53.089	46.855	1:47.636	2:18.598	206.5	36:54.496
8	1	3:49.983					43:28.329	7	1	5:00.212	46.924	1:54.692	2:18.596	216.8	41:54.708
9	1	5:15.179 B					48:43.508	8	1	4:48.530	46.805	1:46.379	2:15.346	201.8	46:43.238

92 1. Franz WUNDERLICH
ASTON MARTIN V8 Vantage GT2 2010
GT2B

1	1	6:11.183	48.627	2:59.560	2:22.996	76.7	7:24.945
2	1	4:56.941	46.792	1:48.740	2:21.409	216.8	12:21.886
3	1	5:26.497 B	46.097	2:16.878	2:23.522	224.0	17:48.383
4	1	7:09.873	3:11.082	1:46.236	2:12.555	231.6	24:58.256
5	1	4:41.272	44.134	1:43.983	2:13.155	251.0	29:39.528
6	1	4:36.851	42.937	1:43.752	2:10.162	245.9	34:16.379
7	1	4:37.088	45.635	1:42.378	2:09.075	255.1	38:53.467
8	1	4:29.323	42.220	1:41.194	2:05.909	245.9	43:22.790
9	1	4:35.953	44.468	1:40.675	2:10.810	261.9	47:58.743

130 1. Colin PATON
2. Fergus PATON
FERRARI F430 GTC Evo 2007
GT2B

1	1	6:03.028	50.465	2:50.746	2:21.817	79.7	7:26.200
2	1	4:53.960	49.109	1:48.157	2:16.694	245.3	12:20.160
3	1	5:19.624	47.759	2:16.189	2:15.676	253.3	17:39.784
4	1	4:53.351 B	46.290	1:43.180	2:23.881	265.8	22:33.135
5	1	6:03.288	2:09.940	1:43.631	2:09.717	254.5	28:36.423
6	1	4:38.997	45.806	1:44.562	2:08.629	239.9	33:15.420
7	1	4:36.551	44.874	1:41.998	2:09.679	251.0	37:51.971
8	1	4:39.183	44.402	1:41.483	2:13.298	259.4	42:31.154
9	1	4:40.447	44.684	1:43.311	2:12.452	266.5	47:11.601

105 1. Ludovic CHOLLEY
DODGE Viper GTS-R 2002
GT1B

1	1	6:02.447	49.823	2:56.153	2:16.471	69.4	7:51.690
2	1	4:54.270 B	48.585	1:44.885	2:20.800	214.6	12:45.960
3	1	7:00.608	3:12.155	1:42.772	2:05.681	253.9	19:46.568
4	1	4:25.891	43.103	1:39.729	2:03.059	221.7	24:12.459
5	1	4:26.072	42.342	1:38.197	2:05.533	257.6	28:38.531
6	1	4:27.541	43.859	1:37.131	2:06.551	271.8	33:06.072
7	1	5:03.649	45.394	1:59.782	2:18.473	199.6	38:09.721
8	1	4:21.600	41.383	1:36.562	2:03.655	270.4	42:31.321
9	1	4:18.871	40.884	1:36.126	2:01.861	273.2	46:50.192

160 1. Peter FAIRBAIRN
2. Paul MCLEAN
PORSCHE 996 GT3 RS 2002
GT2B

1	1	6:32.291	54.332	3:05.271	2:32.688	92.1	8:25.768
2	1	5:42.302	52.703	2:23.203	2:26.396	163.9	14:08.070
3	1	5:06.719	49.749	1:53.292	2:23.678	220.3	19:14.789
4	1	5:04.048	48.561	1:52.660	2:22.827	184.0	24:18.837
5	1	4:57.914	48.619	1:50.076	2:19.219	215.1	29:16.751
6	1	4:58.218	48.137	1:50.621	2:19.460	216.4	34:14.969
7	1	4:54.451	49.394	1:48.626	2:16.431	226.3	39:09.420
8	1	4:54.310	47.479	1:48.769	2:18.062	265.1	44:03.730
9	1	5:01.335	47.948	1:50.966	2:22.421	236.2	49:05.065

118 1. Alfred MOSER
CHEVROLET Corvette Z06R 2010
INV

1	1	5:35.931	59.770	2:02.158	2:34.003	166.4	9:39.301
2	1	5:58.924 B	50.107	2:19.105	2:49.712	195.6	15:38.225
3	1	33:21.942	...	1:50.897	2:24.106	203.7	49:00.167

176 1. Maurizio FRATTI
PORSCHE 996 GT3-RS 2006
GT2B

1	1	5:11.025	48.827	2:02.363	2:19.835	194.6	8:19.668
2	1	4:49.411 B	43.988	1:44.252	2:21.171	233.1	13:09.079
3	1	6:44.236	2:55.516	1:40.893	2:07.827	245.3	19:53.315
4	1	4:25.865	41.432	1:40.336	2:04.097	256.4	24:19.180
5	1	4:26.080	42.161	1:40.149	2:03.770	246.4	28:45.260
6	1	4:23.837	40.762	1:39.557	2:03.518	276.0	33:09.097
7	1	4:25.179	42.022	1:39.298	2:03.859	269.8	37:34.276
8	1	4:41.564	42.908	1:48.043	2:10.613	199.6	42:15.840
9	1	4:47.811	47.935	1:43.546	2:16.330	243.6	47:03.651

121 1. Peter SCHLEIFER
2. Georg HALLAU
NORMA M2000-02 2003
Proto B

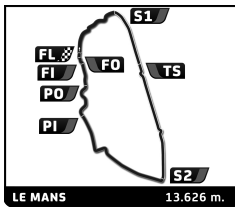
1	1	6:39.937	51.113	3:05.761	2:43.063	66.8	8:27.032
2	1	5:39.079	51.884	2:19.920	2:27.275	172.8	14:06.111
3	1	5:19.147 B	46.015	1:50.491	2:42.641	191.8	19:25.258
4	1	8:16.463	4:05.927	1:50.217	2:20.319	226.3	27:41.721
5	1	4:45.488	46.517	1:44.673	2:14.298	227.7	32:27.209
6	1	4:32.736	45.204	1:44.267	2:03.265	238.3	36:59.945
7	1	4:30.580	44.875	1:38.884	2:06.821	258.8	41:30.525
8	1	4:32.703	42.887	1:40.578	2:09.238	249.8	46:03.228

190 1. Pierre EHRET
FERRARI F430 GTC 2010
GT2B

1	1	5:38.845	43.589	2:50.341	2:04.915	73.7	7:10.349
2	1	4:34.415	44.258	1:42.461	2:07.696	248.1	11:44.764
3	1	5:14.722 B	41.407	2:16.732	2:16.583	224.4	16:59.486
4	1	5:54.860	2:15.681	1:40.130	1:59.049	264.5	22:54.346
5	1	4:18.276	40.919	1:38.327	1:59.030	266.5	27:12.622
6	1	4:18.250	40.028	1:38.518	1:59.704	258.2	31:30.872
7	1	4:14.567	40.435	1:37.640	1:56.492	272.5	35:45.439
8	1	4:15.007	40.556	1:38.570	1:55.881	269.1	40:00.446
9	1	4:11.980	39.431	1:36.478	1:56.071	267.8	44:12.426

123 1. Peter JOOS
CHEVROLET Corvette Z06R 2007
INV

1	1	5:47.987	1:06.402	2:04.042	2:37.543	145.2	9:40.505
2	1	5:41.019	49.566	2:19.890	2:31.563	183.0	15:21.524
3	1	5:14.953 B	47.794	1:53.956	2:33.203	201.5	20:36.477



Endurance Racing Legends

89^o Edition des 24 Heures du Mans

Qualifying Practice 1

Sector Analysis

— Invalidated Lap ■ Personal Best ■ Session Best **B** Crossing the pit lane

Lap	D	Time	Sector 1	Sector 2	Sector 3	T.Sp	Elapsed	Lap	D	Time	Sector 1	Sector 2	Sector 3	T.Sp	Elapsed
10	1	4:22.165	39.811	1:38.396	2:03.958	267.8	48:34.591								

273	1. Adrian VAN DER KROFT	MORGAN Plus 8 GTR 1996
		GT2A

1	1	5:56.705	50.261	2:38.092	2:28.352	110.2	8:31.432
2	1	5:30.892	48.680	2:19.983	2:22.229	175.6	14:02.324
3	1	5:24.951 B	46.760	1:51.026	2:47.165	213.0	19:27.275
4	1	7:29.957	3:10.025	1:55.892	2:24.040	216.4	26:57.232
5	1	5:01.744	47.762	1:53.613	2:20.369	201.5	31:58.976
6	1	4:59.493	46.632	1:51.831	2:21.030	226.3	36:58.469
7	1	5:03.375	49.168	1:50.954	2:23.253	219.0	42:01.844
8	1	5:01.044	47.290	1:53.341	2:20.413	226.8	47:02.888