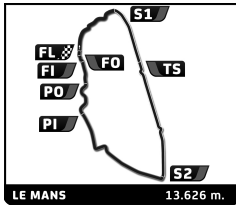


Endurance Racing Legends 89^e Edition des 24 Heures du Mans Qualifying Practice 2

Sector Analysis

Porsche 997 GT3 RSR 2009							Aston Martin DBR9 2007							
Lap	D	Time	Sector 1	Sector 2	Sector 3	T.Sp	Lap	D	Time	Sector 1	Sector 2	Sector 3	T.Sp	Elapsed
1 1. Emmanuel BRIGAND GT2B							9 1. Darren TURNER GT1B							
1	1	7:27.878	1:28.749	3:46.988	2:12.141	73.3	9	1	7:41.927	1:18.343	4:31.878	1:51.706	70.4	7:54.970
2	1	4:24.072	41.341	1:39.012	2:03.719	268.4	2	1	4:14.178	37.485	1:31.232	2:05.461	290.0	12:09.148
3	1	4:23.443	44.006	1:38.880	2:00.557	280.3	3	1	3:55.982	37.057	1:30.041	1:48.884	287.7	16:05.130
4	1	4:18.515	41.261	1:38.496	1:58.758	277.4	4	1	4:09.891 B	41.130	1:32.304	1:56.457	276.7	20:15.021
5	1	4:15.603	40.215	1:37.703	1:57.685	278.8	5	1	6:46.863 B	3:23.742	1:28.532	1:54.589	297.2	27:01.884
6	1	4:25.602 B	40.207	1:37.951	2:07.444	277.4	6	1	7:33.651	4:16.744	1:30.348	1:46.559	294.0	34:35.535
7	1	6:32.763	2:57.046	1:37.730	1:57.987	275.3	7	1	3:52.859	38.221	1:29.002	1:45.636	285.4	38:28.394
8	1	4:13.812	39.164	1:37.836	1:56.812	279.5	8	1	3:53.829	36.047	1:27.480	1:50.302	303.0	42:22.223
9	1	4:12.936	39.846	1:36.493	1:56.597	281.0	9	1	3:58.217	41.528	1:30.713	1:45.976	298.0	46:20.440
4 1. Richard COOK Proto B							14 1. Xavier MICHÉRON Proto B							
1	1	7:42.342	1:12.495	4:29.344	2:00.503	65.1	14	1	8:00.448	1:15.255	4:33.634	2:11.559	72.2	8:15.535
2	1	4:08.774	39.348	1:33.822	1:55.604	274.6	2	1	4:16.717	41.944	1:35.550	1:59.223	238.3	12:32.252
3	1	4:26.366 B	39.916	1:34.779	2:11.671	273.2	3	1	4:04.478	39.500	1:31.099	1:53.879	296.4	16:36.730
4	1	6:49.303	2:42.888	1:56.785	2:09.630	204.5	4	1	4:03.445	38.660	1:30.534	1:54.251	305.6	20:40.175
5	1	4:13.839	41.956	1:34.672	1:57.211	247.6	5	1	4:05.729	39.931	1:31.410	1:54.388	235.7	24:45.904
6	1	4:03.946	40.023	1:31.555	1:52.368	282.5	6	1	4:21.695 B	40.998	1:33.219	2:07.478	264.5	29:07.599
7	1	4:03.307	38.357	1:31.023	1:53.927	282.5	7	1	6:43.641	3:13.791	1:31.874	1:57.976	298.8	35:51.240
8	1	4:01.695	38.212	1:31.528	1:51.955	278.8	8	1	3:58.540	38.676	1:30.030	1:49.834	306.5	39:49.780
9	1	4:08.932	37.728	1:35.226	1:55.978	266.5	9	1	4:14.307	38.832	1:43.291	1:52.184	303.9	44:04.087
10	1	4:23.423	38.263	1:30.413	2:14.747	278.1	10	1	4:00.183	39.931	1:29.499	1:50.753	297.2	48:04.270
7 1. Shaun LYNN Proto B							16 1. Florent MOULIN Dallara SP1 2001 Proto B							
1	1	8:29.208	3:58.163	2:30.660	2:00.385	196.3	16	1	6:20.674	1:37.813	2:45.001	1:57.860	149.2	9:19.237
2	1	4:11.137	40.856	1:31.713	1:58.568	231.2	2	1	4:02.905	40.333	1:29.356	1:53.216	285.4	13:22.142
3	1	4:00.514	40.077	1:29.593	1:50.844	271.1	3	1	3:54.426	37.126	1:29.077	1:48.223	229.7	17:16.568
4	1	3:56.092	36.445	1:27.884	1:51.763	306.5	4	1	4:01.316 B	37.189	1:29.064	1:55.063	272.5	21:17.884
5	1	3:56.585	37.318	1:28.884	1:50.383	244.2	5	1	6:28.789	3:11.701	1:27.858	1:49.230	314.5	27:46.673
6	1	4:08.145 B	36.590	1:27.561	2:03.994	307.3	6	1	3:49.864	37.573	1:25.992	1:46.299	314.5	31:36.537
7	1	4:53.547	1:32.863	1:28.587	1:52.097	236.2	7	1	3:53.347	38.336	1:28.020	1:46.991	311.8	35:29.884
8	1	3:50.297	38.035	1:26.217	1:46.045	306.5	8	1	3:48.282	35.848	1:25.351	1:47.083	319.1	39:18.166
9	1	4:02.498	40.724	1:30.283	1:51.491	273.9	9	1	3:51.699	38.260	1:26.648	1:46.791	317.2	43:09.865
10	1	3:47.536	36.150	1:25.955	1:45.431	310.9	10	1	3:48.603	36.327	1:26.056	1:46.220	316.3	46:58.468
8 1. Roald GOETHE 2. Stuart HALL GT1B							18 1. Heiko OSTMANN Porsche 993 GT2 1997 GT2A							
1	1	7:39.668	1:06.208	4:29.404	2:04.056	65.8	18	1	7:45.172	3:17.623	1:55.426	2:32.123	201.1	11:07.822
2	1	4:24.769	42.674	1:37.489	2:04.606	255.7	2	1	4:44.184	46.160	1:44.560	2:13.464	250.4	15:52.006
3	1	4:23.450	42.296	1:36.874	2:04.280	272.5	3	1	4:40.503	45.579	1:42.971	2:11.953	264.5	20:32.509
4	1	4:29.790 B	42.568	1:39.097	2:08.125	208.0	4	1	5:55.116 B	50.857	2:09.947	2:54.312	187.5	26:27.625
5	1	5:21.715	1:58.468	1:32.103	1:51.144	273.9								
6	1	3:59.563	38.816	1:30.775	1:49.972	286.2								
7	1	3:59.435	38.349	1:30.365	1:50.721	287.7								
8	1	3:59.832	37.738	1:31.135	1:50.959	292.4								
9	1	3:54.924	37.595	1:29.405	1:47.924	283.2								
10	1	3:53.544	37.279	1:28.826	1:47.439	296.4								
							20 1. Pierre BRUNEAU 2. Marc ROSTAN Proto B							
							20	1	8:06.414	1:18.096	4:30.977	2:17.341	67.7	8:23.539
							2	1	4:27.684	42.528	1:40.827	2:04.329	222.1	12:51.223
							3	1	4:23.502	41.425	1:37.873	2:04.204	250.4	17:14.725
							4	1	4:21.091	41.382	1:38.647	2:01.062	260.0	21:35.816



Endurance Racing Legends

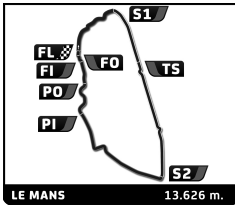
89^e Edition des 24 Heures du Mans

Qualifying Practice 2

Sector Analysis

— Invalidated Lap ■ Personal Best ■ Session Best **B** Crossing the pit lane

Lap	D	Time	Sector 1	Sector 2	Sector 3	T.Spd	Elapsed	Lap	D	Time	Sector 1	Sector 2	Sector 3	T.Spd	Elapsed
1. Andrew LAWLEY PORSCHE 996 GT3-RS 2003 GT2B															
5	1	4:33.373 B	40.600	1:37.382	2:15.391	268.4	26:09.189	31	1	7:19.539	1:19.089	3:40.144	2:20.306	72.3	9:15.717
6	1	7:20.317	3:26.646	1:43.606	2:10.065	226.8	33:29.506	2	1	4:49.135	49.337	1:48.324	2:11.474	194.9	14:04.852
7	1	4:29.984	43.277	1:39.810	2:06.897	237.8	37:59.490	3	1	4:38.856	45.348	1:44.539	2:08.969	212.1	18:43.708
8	1	4:23.899	43.489	1:37.747	2:02.663	249.8	42:23.389	4	1	4:40.790	44.762	1:47.565	2:08.463	183.7	23:24.498
9	1	4:24.987	41.722	1:39.476	2:03.789	264.5	46:48.376	5	1	4:49.628 B	44.248	1:44.921	2:20.459	223.1	28:14.126
2. Mike NEWTON LOLA-MG EX257 2004 Proto B															
1	1	7:36.673	1:31.635	3:51.794	2:13.244	75.0	8:52.184	6	1	6:56.259	3:00.231	1:46.481	2:09.547	219.0	35:10.385
2	1	4:15.784	44.157	1:37.208	1:54.419	211.3	13:07.968	7	1	4:35.608	44.111	1:43.871	2:07.626	229.7	39:45.993
3	1	3:58.969	37.381	1:28.413	1:53.175	299.7	17:06.937	8	1	4:37.036	44.042	1:44.995	2:07.999	233.1	44:23.029
4	1	3:56.157	37.514	1:28.085	1:50.558	295.6	21:03.094	9	1	4:34.972	43.619	1:43.964	2:07.389	222.6	48:58.001
5	1	3:54.845	37.336	1:28.007	1:49.502	306.5	24:57.939	3. Lionel BOCH COURAGE C65 2005 Proto B							
6	1	4:19.069 B	38.891	1:35.077	2:05.101	255.1	29:17.008	1	1	6:52.857	1:28.916	3:01.323	2:22.618	101.4	10:16.525
7	1	5:36.911	2:15.174	1:32.061	1:49.676	226.8	34:53.919	2	1	4:44.453	46.529	1:46.562	2:11.362	224.9	15:00.978
8	1	3:56.272	36.672	1:28.846	1:50.754	307.3	38:50.191	3	1	4:39.352	44.445	1:44.185	2:10.722	226.8	19:40.330
9	1	3:49.063	36.386	1:26.819	1:45.858	294.0	42:39.254	4	1	4:37.242	43.470	1:43.662	2:10.110	241.5	24:17.572
10	1	4:40.877	39.492	1:46.024	2:15.361	168.5	47:20.131	5	1	4:45.194 B	42.569	1:43.969	2:18.656	231.6	29:02.766
4. Nikolaus DITTING ASTON MARTIN DBR9 2005 INV															
5. Sam HANCOCK															
1	1	8:04.164	1:21.341	4:24.544	2:18.279	74.1	8:50.465	6	1	7:03.139	3:10.205	1:42.399	2:10.535	254.5	36:05.905
2	1	4:25.597	45.403	1:38.929	2:01.265	213.0	13:16.062	7	1	4:30.375	43.625	1:40.996	2:05.754	224.9	40:36.280
3	1	4:19.514	41.172	1:35.661	2:02.681	246.4	17:35.576	8	1	4:36.798	43.352	1:43.359	2:10.087	239.3	45:13.078
4	1	4:13.885	41.236	1:34.700	1:57.949	265.8	21:49.461	6. Eric HELARY DODGE Viper GTS-R 2000 GT1B							
5	1	4:32.091 B	40.703	1:33.447	2:17.941	276.7	26:21.552	1	1	7:49.255	1:04.735	4:32.287	2:12.233	75.1	7:52.270
6	1	5:53.960	2:24.535	1:31.629	1:57.796	261.3	32:15.512	2	1	4:31.566	38.268	1:33.561	2:19.737	284.7	12:23.836
7	1	3:53.179	36.714	1:28.704	1:47.761	293.2	36:08.691	3	1	4:01.890	37.983	1:31.317	1:52.590	290.8	16:25.726
8	1	3:57.425	39.302	1:28.898	1:49.225	293.2	40:06.116	4	1	4:34.683 B	42.433	1:36.110	2:16.140	264.5	21:00.409
9	1	3:54.473	36.254	1:30.053	1:48.166	298.0	44:00.589	5	1	13:13.632	9:37.473	1:34.533	2:01.626	271.8	34:14.041
10	1	3:50.069	36.064	1:28.438	1:45.567	294.8	47:50.658	6	1	4:01.273	38.034	1:31.949	1:51.290	289.3	38:15.314
7. Alain RÜEDE FORD Mustang Cobra TA 1998 GT1A															
1	1	7:16.212	3:03.581	1:41.939	2:30.692	197.8	11:36.100	7	1	4:14.684	41.802	1:35.617	1:57.265	283.9	42:29.998
2	1	4:31.861	43.065	1:38.481	2:10.315	235.2	16:07.961	8	1	4:00.927	38.369	1:31.203	1:51.355	290.8	46:30.925
3	1	4:25.577	42.186	1:41.098	2:02.293	189.8	20:33.538	8. Pierre-Loup BOCH LOLA B05/40 2005 Proto B							
4	1	4:20.506	42.574	1:36.987	2:00.945	221.7	24:54.044	1	1	6:49.429	1:28.861	3:03.506	2:17.062	100.1	10:09.939
5	1	4:22.299					29:16.343	2	1	4:39.194	45.216	1:45.799	2:08.179	178.2	14:49.133
6	1	4:30.224 B					33:46.567	3	1	4:33.218	43.662	1:41.505	2:08.051	226.3	19:22.351
9. Lee MAXTED-PAGE PORSCHE 996 GT3-R 2000 GT2B															
1	1	7:43.146	1:29.283	3:52.097	2:21.766	71.5	9:14.073	4	1	4:27.662	42.455	1:39.756	2:05.451	249.3	23:50.013
2	1	4:44.266	45.889	1:46.187	2:12.190	184.9	13:58.339	5	1	4:41.949 B	44.437	1:40.220	2:17.292	242.0	28:51.962
3	1	4:39.323	44.505	1:45.601	2:09.217	222.6	18:37.662	6	1	7:16.135	3:29.803	1:40.825	2:05.507	209.2	35:48.097
4	1	4:35.547	45.220	1:42.344	2:07.983	219.4	23:13.209	7	1	4:27.854	42.417	1:41.286	2:04.151	228.7	40:15.951
5	1	4:35.293	44.145	1:42.481	2:08.667	243.6	27:48.502	8	1	4:27.209	42.453	1:41.037	2:03.719	247.6	44:43.160
6	1	4:55.418 B	44.867	1:46.696	2:23.855	192.1	32:43.920	9	1	4:22.417	41.412	1:39.248	2:01.757	215.5	49:05.577
7	1	6:19.394	2:23.564	1:43.117	2:12.713	220.8	39:03.314	10. Michael ERLICH PORSCHE 997 GT3 RSR 2007 GT2B							
8	1	4:37.442	43.848	1:43.644	2:09.950	234.2	43:40.756	1	1	7:03.924	1:22.431	3:26.647	2:14.846	74.8	9:18.259
9	1	4:31.350	43.193	1:41.557	2:06.600	232.1	48:12.106	2	1	4:42.929	48.054	1:42.350	2:12.525	220.3	14:01.188
								3	1	4:30.372	43.455	1:40.963	2:05.954	248.7	18:31.560



Endurance Racing Legends

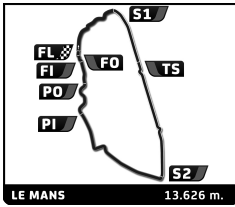
89^e Edition des 24 Heures du Mans

Qualifying Practice 2

Sector Analysis

— Invalidated Lap ■ Personal Best ■ Session Best B Crossing the pit lane

Lap	D	Time	Sector 1	Sector 2	Sector 3	T.Spd	Elapsed	Lap	D	Time	Sector 1	Sector 2	Sector 3	T.Spd	Elapsed
4	1	4:26.362	42.430	1:39.529	2:04.403	266.5	22:57.922	9	1	4:19.506	40.953	1:37.430	2:01.123	261.9	47:45.880
5	1	4:33.677	B 42.997	1:39.782	2:10.898	255.1	27:31.599	<div style="border: 1px solid black; padding: 5px; display: inline-block; margin-bottom: 5px;">53</div> 1. Richard MEINS ASTON MARTIN DBR9 2006 GT1B							
6	1	6:54.788	3:09.370	1:38.785	2:06.633	269.8	34:26.387								
7	1	4:25.826	43.659	1:38.290	2:03.877	254.5	38:52.213								
8	1	4:27.130	43.485	1:40.025	2:03.620	258.8	43:19.343								
9	1	4:27.731	43.429	1:39.124	2:05.178	274.6	47:47.074								
1	1	7:47.768	1:13.429	4:28.694	2:05.645	74.2	8:00.313								
2	1	4:13.466	40.002	1:35.360	1:58.104	290.0	12:13.779								
3	1	4:11.882	41.096	1:33.996	1:56.790	290.0	16:25.661								
4	1	4:08.238	39.097	1:33.005	1:56.136	290.0	20:33.899								
5	1	4:08.329	39.388	1:32.594	1:56.347	292.4	24:42.228								
6	1	4:28.060	B 39.732	1:39.442	2:08.886	214.6	29:10.288								
7	1	5:38.442	2:04.648	1:35.047	1:58.747	285.4	34:48.730								
8	1	4:09.481	38.892	1:33.507	1:57.082	294.8	38:58.211								
9	1	4:08.695	39.686	1:33.725	1:55.284	267.8	43:06.906								
10	1	4:05.099	38.709	1:32.682	1:53.708	292.4	47:12.005								
<div style="border: 1px solid black; padding: 5px; display: inline-block; margin-bottom: 5px;">57</div> 1. Romain BELLETESTE 2. Serge KRIKNOFF ASTON MARTIN DBR9 2009 GT2B							1	1	7:49.624	1:31.950	3:53.852	2:23.822	73.3	9:12.364	
							2	1	4:44.926	45.503	1:47.411	2:12.012	193.2	13:57.290	
							3	1	4:37.843	44.303	1:44.707	2:08.833	208.0	18:35.133	
							4	1	5:30.768	B 48.744	1:57.816	2:44.208	175.6	24:05.901	
							5	1	6:57.415	3:02.528	1:45.934	2:08.953	219.0	31:03.316	
							6	1	4:34.017	43.832	1:41.701	2:08.484	230.2	35:37.333	
							7	1	4:32.977	43.678	1:41.225	2:08.074	232.1	40:10.310	
							8	1	4:30.555	42.768	1:40.294	2:07.493	249.3	44:40.865	
							9	1	4:28.914	42.936	1:40.914	2:05.064	237.2	49:09.779	
							<div style="border: 1px solid black; padding: 5px; display: inline-block; margin-bottom: 5px;">60</div> 1. Marc JULY KEILER K II 1998 Proto A							1	1
2	1	4:29.056	45.007	1:39.328	2:04.721	231.2								13:42.569	
3	1	4:18.728	42.388	1:37.021	1:59.319	266.5								18:01.297	
4	1	4:18.182	41.882	1:35.672	2:00.628	247.6								22:19.479	
5	1	4:13.795	40.813	1:35.029	1:57.953	273.2								26:33.274	
6	1	4:15.885	42.298	1:35.271	1:58.316	276.7								30:49.159	
7	1	4:13.613	40.390	1:34.137	1:59.086	283.2								35:02.772	
8	1	4:13.725	40.003	1:34.932	1:58.790	273.9								39:16.497	
9	1	4:12.285	39.894	1:35.788	1:56.603	286.2								43:28.782	
10	1	4:08.439	39.996	1:32.431	1:56.012	273.2								47:37.221	
<div style="border: 1px solid black; padding: 5px; display: inline-block; margin-bottom: 5px;">61</div> 1. Marc LOUAIL 2. Soheil AYARI TOYOTA Supra GT2 2001 GT2B							1	1	7:35.501	1:31.784	3:50.051	2:13.666	76.1	8:54.848	
							2	1	4:36.039	43.844	1:42.931	2:09.264	209.7	13:30.887	
							3	1	4:29.644	43.131	1:41.852	2:04.661	207.6	18:00.531	
							4	1	4:26.866	42.227	1:39.445	2:05.194	237.2	22:27.397	
							5	1	4:52.749	B 42.167	1:42.138	2:28.444	269.1	27:20.146	
							6	1	6:26.843	2:51.499	1:37.799	1:57.545	273.2	33:46.989	
							7	1	4:11.512	38.815	1:35.271	1:57.426	281.0	37:58.501	
							8	1	4:15.524	42.729	1:36.373	1:56.422	275.3	42:14.025	
							9	1	4:06.314	38.434	1:34.490	1:53.390	275.3	46:20.339	
							<div style="border: 1px solid black; padding: 5px; display: inline-block; margin-bottom: 5px;">52</div> 1. Benoit ROMAC PORSCHE 993 GT2 Evo 1999 GT2A							1	1
2	1	4:30.993	41.867	1:39.109	2:10.017	262.6								12:47.312	
3	1	4:18.760	41.346	1:37.373	2:00.041	277.4								17:06.072	
4	1	4:41.877	B 41.294	1:38.714	2:21.869	278.8								21:47.949	
5	1	7:51.591	3:59.569	1:50.889	2:01.133	210.1								29:39.540	
6	1	4:18.104	43.083	1:36.574	1:58.447	280.3								33:57.644	
7	1	4:13.219	40.262	1:35.994	1:56.963	277.4								38:10.863	
8	1	5:15.511	44.200	2:18.228	2:13.083	181.8								43:26.374	



Endurance Racing Legends

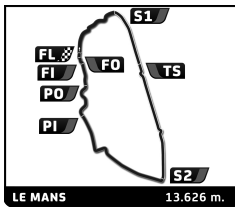
89^o Edition des 24 Heures du Mans

Qualifying Practice 2

Sector Analysis

— Invalidated Lap ■ Personal Best ■ Session Best B Crossing the pit lane

Lap	D	Time	Sector 1	Sector 2	Sector 3	T.Spd	Elapsed	Lap	D	Time	Sector 1	Sector 2	Sector 3	T.Spd	Elapsed
65	1.	Max GIRARDO	FERRARI 550 Maranello Prodrive 2002												
			GT1B	5	1	5:52.348	2:09.704	1:39.877	2:02.767	240.9	29:13.710				
			6	1	4:20.675	41.404	1:39.501	1:59.770	244.2	33:34.385					
			7	1	4:23.413	40.912	1:37.850	2:04.651	245.3	37:57.798					
			8	1	4:20.799	43.032	1:38.526	1:59.241	251.6	42:18.597					
			9	1	4:17.453	40.905	1:37.194	1:59.354	255.7	46:36.050					
			1	1	6:24.885	1:32.414	2:50.737	2:01.734	114.8	9:41.007					
			2	1	4:18.513	40.598	1:33.910	2:04.005	260.7	13:59.520					
			3	1	4:22.313	41.666	1:33.911	2:06.736	249.8	18:21.833					
			4	1	6:38.995	3:07.973	1:33.958	1:57.064	279.5	25:00.828					
66	1.	Dominik ROSCHMANN	FERRARI 550 Maranello Prodrive 2005												
			GT1B	1	1	6:23.464	1:35.113	2:46.163	2:02.188	149.6	9:33.068				
			2	1	4:25.802	40.339	1:34.758	2:10.705	239.9	13:58.870					
			3	1	5:47.958	2:19.718	1:33.709	1:54.531	266.5	19:46.828					
			4	1	4:04.331	38.642	1:31.691	1:53.998	276.7	23:51.159					
			5	1	4:09.149	39.834	1:32.182	1:57.133	294.0	28:00.308					
			6	1	4:04.523	38.556	1:32.385	1:53.582	244.2	32:04.831					
			7	1	4:02.241	38.588	1:30.451	1:53.202	296.4	36:07.072					
			8	1	4:17.259	40.320	1:34.244	2:02.695	260.7	40:24.331					
			9	1	4:08.018	39.872	1:33.177	1:54.969	273.9	44:32.349					
69	1.	Paul PHILLIPS	PORSCHE 996 GT3-RS 2001												
			GT2B	1	1	7:20.577	1:35.522	3:07.824	2:37.231	91.4	10:27.645				
			2	1	5:24.149	50.800	1:58.070	2:35.279	169.0	15:51.794					
			3	1	5:19.373	51.592	2:01.215	2:26.566	176.8	21:11.167					
			4	1	5:12.034	49.277	1:56.913	2:25.844	179.4	26:23.201					
			5	1	5:08.619	48.297	1:55.999	2:24.323	173.9	31:31.820					
70	1.	Pascal DUHAMEL	FERRARI 360 Modena N-GT 2000												
			GT2B	1	1	7:32.839	1:19.320	3:46.870	2:26.649	68.6	9:27.405				
			2	1	5:02.000	48.958	1:52.177	2:20.865	240.4	14:29.405					
			3	1	5:05.378	46.758	1:52.599	2:26.021	240.9	19:34.783					
			4	1	4:58.149	47.545	1:52.469	2:18.135	242.0	24:32.932					
			5	1	4:57.221	46.938	1:52.993	2:17.290	229.2	29:30.153					
			6	1	4:58.828	45.265	1:50.169	2:23.394	241.5	34:28.981					
			7	1	4:56.616	47.921	1:50.802	2:17.893	244.2	39:25.597					
			8	1	6:16.311	46.292	2:23.685	3:06.334	205.3	45:41.908					
76	1.	Jean-Lou RIHON	PORSCHE 996 GT3-RSR 2005												
			2.	Nick PADMORE	GT2B	1	1	7:11.225	1:19.532	3:33.390	2:18.303	74.5	9:16.189		
			2		1	4:43.120	46.521	1:44.425	2:12.174	170.1	13:59.309				
			3		1	4:36.608	44.779	1:43.514	2:08.315	207.2	18:35.917				
			4		1	4:45.445	45.736	1:42.139	2:17.570	219.9	23:21.362				
77	1.	Mike YOULES	PORSCHE 996 GT3-RS 2001												
			GT2B	1	1	7:01.422	1:21.914	3:25.371	2:14.137	82.7	9:15.000				
			2	1	4:38.131	45.194	1:42.551	2:10.386	216.8	13:53.131					
			3	1	4:45.215	43.496	1:41.498	2:20.221	244.8	18:38.346					
			4	1	7:34.429	3:32.089	1:50.170	2:12.170	248.1	26:12.775					
			5	1	4:43.561	43.375	1:43.103	2:17.083	250.4	30:56.336					
86	1.	Stefan ROITMAYER	PORSCHE 996 GT3-RS 2004												
			2.	Michael FÖVENY	GT2B	1	1	6:45.902	1:33.745	2:54.935	2:17.222	92.5	9:58.108		
			2		1	4:55.934	47.212	1:45.556	2:23.166	226.8	14:54.042				
			3		1	5:58.584	1:54.645	1:46.978	2:16.961	190.8	20:52.626				
			4		1	4:43.480	46.116	1:44.985	2:12.379	258.2	25:36.106				
			5		1	4:41.452	46.732	1:42.988	2:11.732	261.9	30:17.558				
			6		1	4:47.959	45.788	1:43.598	2:18.573	208.8	35:05.517				
			7		1	4:38.331	46.082	1:43.307	2:08.942	265.8	39:43.848				
			8		1	4:42.409	44.456	1:48.294	2:09.659	252.2	44:26.257				
9	1	4:41.634	45.331		1:42.209	2:14.094	267.8	49:07.891							
88	1.	Martin SHORT	DALLARA SP1 2002												
			Proto B	1	1	7:53.090	1:19.795	4:10.702	2:22.593		8:59.507				
			2	1	8:31.761	3:56.476	1:55.489	2:39.796		17:31.268					
			3	1	5:19.189	1:10.407	1:49.672	2:19.110	191.8	22:50.457					
			4	1	5:05.659	43.635	1:50.587	2:31.437	171.2	27:56.116					
92	1.	Franz WUNDERLICH	ASTON MARTIN V8 Vantage GT2 2010												
			GT2B	1	1	8:18.373	1:28.174	4:23.391	2:26.808	74.5	8:56.387				
			2	1	6:29.707	2:34.178	1:44.574	2:10.955	253.3	15:26.094					
			3	1	4:34.302	42.979	1:42.057	2:09.266	253.9	20:00.396					
			4	1	4:32.715	43.111	1:41.569	2:08.035	263.9	24:33.111					
			5	1	4:40.539	44.949	1:41.355	2:14.235	261.3	29:13.650					
			6	1	6:50.841	3:00.275	1:42.839	2:07.727	241.5	36:04.491					
			7	1	4:27.665	42.403	1:40.459	2:04.803	262.6	40:32.156					
105	1.	Ludovic CHOLLEY	DODGE Viper GTS-R 2002												
			GT1B	1	1	7:30.124	1:29.163	3:49.609	2:11.352	72.7	9:02.808				
			2	1	4:38.367	42.278	1:38.020	2:18.069	245.3	13:41.175					
			3	1	4:38.507	42.368	1:44.338	2:11.801	271.1	18:19.682					
			4	1	6:25.247	2:40.061	1:40.839	2:04.347	268.4	24:44.929					
			5	1	4:21.924	42.814	1:36.848	2:02.262	223.5	29:06.853					
105	1.	Ludovic CHOLLEY	DODGE Viper GTS-R 2002												
			GT1B	6	1	4:18.185	41.064	1:35.718	2:01.403	279.5	33:25.038				



Endurance Racing Legends

89^e Edition des 24 Heures du Mans

Qualifying Practice 2

Sector Analysis

— Invalidated Lap ■ Personal Best ■ Session Best ■ Crossing the pit lane

Lap	D	Time	Sector 1	Sector 2	Sector 3	T.Spd	Elapsed	Lap	D	Time	Sector 1	Sector 2	Sector 3	T.Spd	Elapsed
7	1	4:15.600	41.352	1:36.505	1:57.743	265.8	37:40.638	1	1	7:42.147	1:29.195	3:52.820	2:20.132	73.8	9:16.041
8	1	4:11.501	39.643	1:35.337	1:56.521	280.3	41:52.139	2	1	4:47.212	49.813	1:45.830	2:11.569	218.5	14:03.253
9	1	4:11.689	40.138	1:34.553	1:56.998	281.0	46:03.828	3	1	4:38.416	45.593	1:43.239	2:09.584	263.2	18:41.669
								4	1	4:52.182 B	45.139	1:45.064	2:21.979	237.8	23:33.851
								5	1	6:58.724 B	2:32.994	1:51.749	2:33.981	224.9	30:32.575

118 1. Alfred MOSER
CHEVROLET Corvette Z06R 2010
INV

1	1	6:57.649	1:37.820	2:52.980	2:26.849	124.3	9:56.993
2	1	4:55.426	47.457	1:47.800	2:20.169	205.3	14:52.419
3	1	5:06.371 B	47.128	1:46.458	2:32.785	210.1	19:58.790
4	1	6:45.569	2:44.727	1:44.477	2:16.365	242.6	26:44.359
5	1	4:42.192	45.578	1:44.328	2:12.286	265.1	31:26.551
6	1	4:41.971	45.889	1:45.884	2:10.198	244.8	36:08.522
7	1	4:36.471	44.343	1:41.544	2:10.584	216.4	40:44.993
8	1	4:42.745	43.741	1:42.720	2:16.284	221.2	45:27.738

121 1. Peter SCHLEIFER
2. Georg HALLAU
NORMA M2000-02 2003
Proto B

1	1	7:44.599	1:06.411	4:29.727	2:08.461	70.8	8:18.227
2	1	4:22.122	40.975	1:38.727	2:02.420	249.8	12:40.349
3	1	4:18.274	40.852	1:36.373	2:01.049	258.2	16:58.623
4	1	4:44.443 B	42.117	1:44.414	2:17.912	193.2	21:43.066
5	1	7:54.246	3:35.970	2:00.950	2:17.326	187.2	29:37.312
6	1	4:49.850	46.176	1:48.206	2:15.468	177.1	34:27.162
7	1	4:50.315	45.181	1:46.657	2:18.477	192.5	39:17.477
8	1	4:43.051	44.468	1:46.382	2:12.201	173.9	44:00.528
9	1	4:44.013	45.268	1:46.790	2:11.955	194.9	48:44.541

123 1. Peter JOOS
CHEVROLET Corvette Z06R 2007
INV

1	1	6:54.251	1:32.297	2:59.658	2:22.296	94.6	10:08.820
2	1	4:58.802	47.429	1:50.461	2:20.912	178.8	15:07.622
3	1	4:53.974	47.026	1:49.550	2:17.398	195.6	20:01.596
4	1	4:48.697	46.091	1:46.957	2:15.649	198.9	24:50.293
5	1	4:55.121 B	45.637	1:46.938	2:22.546	190.1	29:45.414
6	1	6:21.583	2:20.550	1:44.689	2:16.344	206.5	36:06.997
7	1	4:40.652	45.383	1:44.557	2:10.712	204.5	40:47.649
8	1	4:58.304 B	44.599	1:42.947	2:30.758	213.8	45:45.953

130 1. Colin PATON
2. Fergus PATON
FERRARI F430 GTC Evo 2007
GT2B

1	1	8:13.973	1:28.097	4:25.404	2:20.472	77.0	8:49.559
2	1	4:42.913	45.945	1:44.715	2:12.253	213.8	13:32.472
3	1	4:35.375	45.434	1:40.985	2:08.956	243.1	18:07.847
4	1	4:31.025	42.994	1:41.918	2:06.113	252.8	22:38.872
5	1	4:44.215 B	42.980	1:41.042	2:20.193	271.1	27:23.087
6	1	6:03.404	2:12.501	1:41.916	2:08.987	269.1	33:26.491
7	1	4:31.023	43.030	1:40.271	2:07.722	271.8	37:57.514
8	1	4:33.173	45.017	1:40.280	2:07.876	242.0	42:30.687
9	1	4:27.536	42.324	1:39.798	2:05.414	276.0	46:58.223

160 1. Peter FAIRBAIRN
2. Paul MCLEAN
PORSCHE 996 GT3 RS 2002
GT2B

176 1. Maurizio FRATTI
PORSCHE 996 GT3-RS 2006
GT2B

1	1	7:06.826 B	1:21.961	3:24.787	2:20.078	86.8	9:19.084
2	1	6:02.061	2:16.333	1:40.492	2:05.236	269.8	15:21.145
3	1	4:24.950	40.994	1:41.091	2:02.865	271.8	19:46.095
4	1	4:22.242	40.786	1:40.291	2:01.165	273.2	24:08.337
5	1	4:29.840 B	42.028	1:39.522	2:08.290	263.9	28:38.177
6	1	5:55.536	2:14.070	1:39.249	2:02.217	272.5	34:33.713
7	1	4:26.952	42.871	1:39.083	2:04.998	272.5	39:00.665
8	1	4:18.911	40.367	1:36.985	2:01.559	274.6	43:19.576
9	1	4:40.583	41.902	1:51.834	2:06.847	217.2	48:00.159

190 1. Pierre EHRET
FERRARI F430 GTC 2010
GT2B

1	1	17:30.441	...	1:43.781	2:01.282	224.9	19:11.073
2	1	4:18.560	40.566	1:38.123	1:59.871	270.4	23:29.633
3	1	4:16.774	40.312	1:37.233	1:59.229	270.4	27:46.407
4	1	4:12.091	40.094	1:36.426	1:55.571	272.5	31:58.498
5	1	4:12.385	39.483	1:36.497	1:56.405	273.2	36:10.883
6	1	4:17.413	42.331	1:38.038	1:57.044	273.2	40:28.296
7	1	4:11.225	39.305	1:35.285	1:56.635	276.7	44:39.521
8	1	4:11.926	39.506	1:35.866	1:56.554	276.0	48:51.447

273 1. Adrian VAN DER KROFT
MORGAN Plus 8 GTR 1996
GT2A

1	1	6:59.210	1:35.699	3:00.631	2:22.880	88.0	10:07.176
---	---	-----------------	----------	----------	-----------------	------	-----------