

Endurance Racing Legends

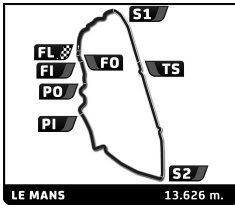
89^e Edition des 24 Heures du Mans

Race 2

Sector Analysis

— Invalidated Lap ■ Personal Best ■ Session Best ■ Crossing the pit lane

Lap	D	Time	Sector 1	Sector 2	Sector 3	T.Spd	Elapsed	Lap	D	Time	Sector 1	Sector 2	Sector 3	T.Spd	Elapsed
37	1.Eric HELARY DODGE Viper GTS-R 2000 GT1B							45	1.Dario FRANCHITTI ASTON MARTIN DBR9 2008 GT1B						
1	1	4:54.138	43.071	2:15.067	1:56.000	287.7	4:54.138	1	1	4:52.201	44.088	2:15.002	1:53.111	255.7	4:52.201
2	1	4:03.119	38.590	1:32.149	1:52.380	287.7	8:57.257	2	1	3:57.787	37.572	1:30.877	1:49.338	290.0	8:49.988
3	1	4:04.021	38.527	1:32.343	1:53.151	287.7	13:01.278	3	1	3:56.082	37.295	1:30.512	1:48.275	286.9	12:46.070
4	1	4:04.255	38.732	1:32.332	1:53.191	287.7	17:05.533	4	1	3:55.863	37.210	1:30.162	1:48.491	286.9	16:41.933
5	1	4:03.694	38.624	1:32.570	1:52.500	287.7	21:09.227	5	1	3:56.892	37.545	1:30.730	1:48.617	286.2	20:38.825
6	1	5:08.087 B	38.725	2:29.318	2:00.044	287.7	26:17.314	6	1	4:11.259 B	37.713	1:37.459	1:56.087	286.9	24:50.084
7	1	7:13.454	3:48.954	1:32.425	1:52.075	283.2	33:30.768	7	1	7:44.030	3:54.560	1:30.240	2:19.230	286.9	32:34.114
8	1	4:02.546	38.173	1:31.844	1:52.529	289.3	37:33.314	8	1	4:00.323	38.350	1:30.212	1:51.761	292.4	36:34.437
9	1	4:02.978	38.584	1:32.001	1:52.393	288.5	41:36.292	9	1	3:56.451	37.569	1:30.698	1:48.184	289.3	40:30.888
10	1	4:14.751	40.801	1:37.016	1:56.934	224.9	45:51.043	10	1	3:59.066	37.770	1:31.911	1:49.385	290.0	44:29.954
								11	1	3:58.872	38.339	1:30.479	1:50.054	286.9	48:28.826
39	1.Pierre-Loup BOCH LOLA B05/40 2005 Proto B							46	1.Joe MACARI MASERATI MC12 GT1 2005 GT1B						
1	1	5:25.700	55.378	2:27.382	2:02.940	245.9	5:25.700	1	1	5:06.028	47.296	2:18.897	1:59.835	257.0	5:06.028
2	1	4:13.484	40.607	1:35.392	1:57.485	267.8	9:39.184	2	1	4:07.657	41.011	1:32.480	1:54.166	277.4	9:13.685
3	1	4:14.063	40.032	1:35.608	1:58.423	274.6	13:53.247	3	1	4:07.532	39.054	1:34.640	1:53.838	261.3	13:21.217
4	1	4:11.952	39.392	1:34.929	1:57.631	273.2	18:05.199	4	1	4:04.414	38.755	1:31.695	1:53.964	296.4	17:25.631
5	1	4:21.350 B	39.234	1:35.412	2:06.704	270.4	22:26.549	5	1	4:14.694 B	38.676	1:34.316	2:01.702	249.3	21:40.325
6	1	6:58.287	3:22.021	1:37.789	1:58.477	237.8	29:24.836	6	1	6:18.570	2:52.253	1:31.841	1:54.476	283.2	27:58.895
7	1	4:13.365	40.201	1:35.337	1:57.827	269.1	33:38.201	7	1	4:29.054	38.884	1:31.381	2:18.789	299.7	32:27.949
8	1	4:14.096	39.421	1:35.974	1:58.701	270.4	37:52.297	8	1	4:06.257	40.427	1:31.149	1:54.681	294.8	36:34.206
9	1	4:13.823	39.955	1:36.171	1:57.697	269.8	42:06.120	9	1	4:07.375	40.320	1:31.736	1:55.319	273.2	40:41.581
10	1	4:16.605	39.981	1:35.628	2:00.996	268.4	46:22.725	10	1	4:04.276	38.869	1:32.168	1:53.239	278.1	44:45.857
40	1.Michael ERLICH PORSCHE 997 GT3 RSR 2007 GT2B							49	1.Lars ROLNER PORSCHE 996 GT3-R 2001 GT2B						
1	1	5:30.831	55.977	2:29.728	2:05.126	271.8	5:30.831	1	1	5:53.291	1:03.301	2:33.654	2:16.336	223.1	5:53.291
2	1	4:24.960	42.163	1:38.845	2:03.952	285.4	9:55.791	2	1	4:42.666	45.174	1:45.380	2:12.112	244.2	10:35.957
3	1	4:21.728	41.931	1:37.927	2:01.870	283.9	14:17.519	3	1	4:41.253	44.632	1:45.622	2:10.999	264.5	15:17.210
4	1	4:33.376 B	43.475	1:39.365	2:10.536	283.2	18:50.895	4	1	4:53.855 B	45.043	1:47.531	2:21.281	253.3	20:11.065
5	1	7:04.485	3:02.343	1:59.978	2:02.164	282.5	25:55.380	5	1	7:25.260	3:15.841	1:58.101	2:11.318	256.4	27:36.325
6	1	4:21.992	41.523	1:37.779	2:02.690	283.9	30:17.372	6	1	5:09.866	44.362	1:45.755	2:39.749	255.1	32:46.191
7	1	4:24.694	41.437	1:37.476	2:05.781	283.9	34:42.066	7	1	4:50.107	48.284	1:47.204	2:14.619	252.2	37:36.298
8	1	4:20.453	41.734	1:38.073	2:00.646	283.2	39:02.519	8	1	4:47.475	44.813	1:46.835	2:15.827	255.1	42:23.773
9	1	4:21.813	41.281	1:37.638	2:02.894	286.2	43:24.332	9	1	4:44.042	44.432	1:46.104	2:13.506	231.2	47:07.815
10	1	4:25.152	42.817	1:38.690	2:03.645	283.2	47:49.484								
44	1.Jean-Marie MULLER RILEY & SCOTT MK III 1996 Proto A							52	1.Benoit ROMAC PORSCHE 993 GT2 Evo 1999 GT2A						
1	1	5:10.912	49.112	2:20.735	2:01.065	216.8	5:10.912	1	1	5:19.246	50.634	2:25.562	2:03.050	269.8	5:19.246
2	1	4:10.010	41.205	1:32.710	1:56.095	291.6	9:20.922	2	1	4:18.575	42.019	1:37.146	1:59.410	278.8	9:37.821
3	1	4:27.018	39.591	1:32.992	2:14.435	282.5	13:47.940	3	1	4:16.505	40.427	1:37.690	1:58.388	276.0	13:54.326
4	1	4:37.263 B	39.407	1:32.265	2:25.591	249.3	18:25.203	4	1	4:28.291 B	40.562	1:36.894	2:10.835	281.0	18:22.617
5	1	8:28.229	4:10.454	2:19.844	1:57.931	215.1	26:53.432	5	1	7:12.404	3:04.906	2:09.851	1:57.647	271.8	25:35.021
6	1	4:21.932	38.766	1:33.031	2:10.135	250.4	31:15.364	6	1	4:18.578	40.214	1:36.202	2:02.162	277.4	29:53.599
7	1	4:07.892	38.822	1:33.397	1:55.673	256.4	35:23.256	7	1	4:17.451	42.283	1:36.305	1:58.863	281.7	34:11.050
8	1	4:08.324	39.288	1:31.932	1:57.104	262.6	39:31.580	8	1	4:14.664	40.210	1:36.050	1:58.404	281.0	38:25.714
9	1	4:19.290 B	37.884	1:30.119	2:11.287	292.4	43:50.870	9	1	4:13.417	40.171	1:35.845	1:57.401	276.7	42:39.131
10	1							10	1	4:16.700	40.338	1:35.961	2:00.401	278.1	46:55.831



Endurance Racing Legends

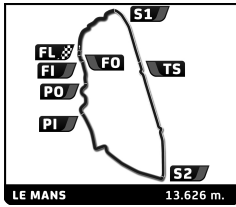
89^o Edition des 24 Heures du Mans

Race 2

Sector Analysis

— Invalidated Lap ■ Personal Best ■ Session Best ■ Crossing the pit lane

Lap	D	Time	Sector 1	Sector 2	Sector 3	T.Spd	Elapsed	Lap	D	Time	Sector 1	Sector 2	Sector 3	T.Spd	Elapsed		
ASTON MARTIN DBR9 2006 GT1B																	
53	1	Richard MEINS						65	1	Max GIRARDO							
1	1	5:10.548	48.095	2:20.054	2:02.399	242.0	5:10.548	1	1	5:11.513	48.440	2:20.842	2:02.231	232.1	5:11.513		
2	1	4:11.052	41.251	1:34.891	1:54.910	270.4	9:21.600	2	1	4:14.579	40.984	1:35.520	1:58.075	251.6	9:26.092		
3	1	4:07.754	39.199	1:33.435	1:55.120	290.8	13:29.354	3	1	4:05.557	38.798	1:32.495	1:54.264	280.3	13:31.649		
4	1	4:03.522	39.077	1:32.040	1:52.405	293.2	17:32.876	4	1	4:01.898	38.866	1:31.072	1:51.960	280.3	17:33.547		
5	1	4:02.573	38.228	1:31.661	1:52.684	294.0	21:35.449	5	1	4:03.066	38.769	1:31.853	1:52.444	294.0	21:36.613		
6	1	5:14.549	B	38.423	2:36.944	1:59.182	284.7	26:49.998	6	1	5:14.593	B	39.218	2:36.231	1:59.144	262.6	26:51.206
7	1	6:28.454	3:02.993	1:32.545	1:52.916	288.5	33:18.452	7	1	6:28.681	3:02.488	1:32.540	1:53.653	290.0	33:19.887		
8	1	4:01.720	38.858	1:31.071	1:51.791	295.6	37:20.172	8	1	4:02.382	38.757	1:31.246	1:52.379	294.8	37:22.269		
9	1	4:01.904	38.475	1:31.255	1:52.174	292.4	41:22.076	9	1	4:01.946	38.628	1:31.317	1:52.001	275.3	41:24.215		
10	1	4:02.593	38.530	1:31.255	1:52.808	290.0	45:24.669	10	1	4:06.038	39.843	1:31.808	1:54.387	262.6	45:30.253		
11	1	4:02.734	38.380	1:31.721	1:52.633	294.0	49:27.403	11	1	4:04.442	38.658	1:32.354	1:53.430	292.4	49:34.695		
ASTON MARTIN DBRS9 2009 GT2B																	
57	1	Romain BELLETESTE						66	1	Dominik ROSCHMANN							
1	2	5:36.514	58.649	2:29.421	2:08.444	219.4	5:36.514	1	1	5:09.423	47.746	2:19.841	2:01.836	233.1	5:09.423		
2	2	4:30.212	43.909	1:41.205	2:05.098	238.3	10:06.726	2	1	4:04.998	39.449	1:31.732	1:53.817	288.5	9:14.421		
3	2	4:27.115	43.474	1:40.077	2:03.564	239.9	14:33.841	3	1	4:02.824	38.774	1:31.756	1:52.294	291.6	13:17.245		
4	2	4:24.651	42.092	1:39.559	2:03.000	244.8	18:58.492	4	1	4:01.819	38.832	1:30.969	1:52.018	284.7	17:19.064		
5	2	4:37.144	B	42.452	1:40.133	2:14.559	251.6	23:35.636	5	1	4:04.423	39.767	1:32.101	1:52.555	270.4	21:23.487	
6	2	6:50.472	3:05.533	1:40.728	2:04.211	260.0	30:26.108	6	1	4:55.290	B	38.391	2:17.700	1:59.199	268.4	26:18.777	
7	2	4:26.881	42.605	1:40.054	2:04.222	258.8	34:52.989	7	1	6:51.791	3:02.644	1:31.315	2:17.832	297.2	33:10.568		
8	2	4:26.995	42.282	1:40.579	2:04.134	215.9	39:19.984	8	1	4:01.806	39.043	1:30.487	1:52.276	300.5	37:12.374		
9	2	4:27.265	42.048	1:39.251	2:05.966	263.2	43:47.249	9	1	4:02.910	39.170	1:30.354	1:53.386	295.6	41:15.284		
10	2	4:25.804	42.257	1:39.772	2:03.775	228.7	48:13.053	10	1	4:04.232	39.398	1:31.682	1:53.152	304.7	45:19.516		
KEILER K II 1998 Proto A																	
60	1	Marc JULY						69	1	Paul PHILLIPS							
1	1	5:18.582	49.791	2:23.769	2:05.022	242.0	5:18.582	1	1	6:37.328	1:13.693	2:34.945	2:48.690	192.8	6:37.328		
2	1	4:17.178	42.200	1:35.809	1:59.169	266.5	9:35.760	2	1	5:16.980	50.768	2:00.792	2:25.420	180.0	11:54.308		
3	1	4:13.518	40.150	1:35.600	1:57.768	278.8	13:49.278	3	1	5:11.585	49.231	1:56.829	2:25.525	189.8	17:05.893		
4	1	4:21.615	B	40.759	1:34.483	2:06.373	267.1	18:10.893	4	1	5:12.998	49.973	1:56.542	2:26.483	182.4	22:18.891	
5	1	7:18.961	3:17.160	2:04.760	1:57.041	262.6	25:29.854	5	1	5:43.656	B	49.158	2:20.463	2:34.035	192.5	28:02.547	
6	1	4:10.226	39.872	1:34.002	1:56.352	285.4	29:40.080	6	1	7:50.961	3:24.304	1:58.929	2:27.728	176.5	35:53.508		
7	1	4:10.013	39.349	1:34.382	1:56.282	282.5	33:50.093	7	1	5:12.710	48.787	1:55.108	2:28.815	193.9	41:06.218		
8	1	4:08.860	39.685	1:33.975	1:55.200	276.7	37:58.953	8	1	5:12.567	48.726	1:56.380	2:27.461	193.2	46:18.785		
9	1	4:12.601	41.026	1:33.090	1:58.485	286.9	42:11.554										
10	1	4:13.818	40.725	1:34.653	1:58.440	268.4	46:25.372										
TOYOTA Supra GT2 2001 GT2B																	
61	1	Marc LOUAIL						70	1	Pascal DUHAMEL							
1	2	5:11.708	49.385	2:21.964	2:00.359	273.9	5:11.708	1	1	7:51.409	B	3:07.013	2:20.988	2:23.408	226.8	7:51.409	
2	2	4:15.554	40.953	1:38.559	1:56.042	272.5	9:27.262	2	1	6:07.556	1:52.831	1:53.752	2:20.973	242.6	13:58.965		
3	2	4:13.430	40.087	1:36.754	1:56.589	261.9	13:40.692	3	1	6:55.151	B	45.278	2:52.648	3:17.225	136.8	20:54.116	
4	2	4:11.305	39.351	1:36.317	1:55.637	269.1	17:51.997	4	1	7:31.699	B	3:11.369	1:50.467	2:29.863	236.7	28:25.815	
5	2	4:12.818	39.034	1:37.695	1:56.089	266.5	22:04.815	5	1	6:53.747	2:47.109	1:51.688	2:14.950	243.1	35:19.562		
6	2	5:02.040	B	39.796	2:19.013	2:03.231	264.5	27:06.855	6	1	4:50.600	47.515	1:48.839	2:14.246	244.8	40:10.162	
7	1	7:26.287	3:38.375	1:42.527	2:05.385	269.1	34:33.142	7	1	4:47.720	45.019	1:49.120	2:13.581	243.1	44:57.882		
8	1	4:26.535	42.365	1:41.620	2:02.550	247.0	38:59.677	8	1	4:47.805	44.304	1:50.142	2:13.359	243.1	49:45.687		
9	1	4:58.887	B	41.042	1:40.026	2:37.819	253.9	43:58.564									
FERRARI 550 Maranello Prodrive 2002 GT1B																	
FERRARI 550 Maranello Prodrive 2005 GT1B																	
PORSCHE 996 GT3-RS 2001 GT2B																	
FERRARI 360 Modena N-GT 2000 GT2B																	



Endurance Racing Legends

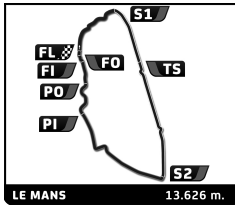
89^e Edition des 24 Heures du Mans

Race 2

Sector Analysis

— Invalidated Lap ■ Personal Best ■ Session Best ■ Crossing the pit lane

Lap	D	Time	Sector 1	Sector 2	Sector 3	T.Spd	Elapsed	Lap	D	Time	Sector 1	Sector 2	Sector 3	T.Spd	Elapsed
73 1. Guenther SCHINDLER Porsche 993 GT2 1997 GT2A								88 1. Martin SHORT Dallara SP1 2002 Proto B							
1	1	5:28.742	55.477	2:29.406	2:03.859	250.4	5:28.742	1	1	4:46.356	40.798	2:12.769	1:52.789	284.7	4:46.356
2	1	4:20.558	41.869	1:37.466	2:01.223	272.5	9:49.300	2	1	3:49.015	36.747	1:25.684	1:46.584	320.1	8:35.371
3	1	4:20.381	41.911	1:37.066	2:01.404	284.7	14:09.681	3	1	3:46.656	36.076	1:25.132	1:45.448	318.2	12:22.027
4	1	4:18.948	41.418	1:36.581	2:00.949	285.4	18:28.629	4	1	3:46.562	35.757	1:25.354	1:45.451	320.1	16:08.589
5	1	4:20.607	40.949	1:37.046	2:02.612	278.8	22:49.236	5	1	3:49.924	35.485	1:26.592	1:47.847	318.2	19:58.513
6	1	4:37.072 B	41.681	1:47.116	2:08.275	278.8	27:26.308	6	1	3:55.156 B	35.772	1:25.643	1:53.741	321.0	23:53.669
7	1	6:45.109	3:09.068	1:36.017	2:00.024	286.2	34:11.417	7	1	7:43.897	4:09.108	1:26.356	2:08.433	290.0	31:37.566
8	1	4:17.416	40.374	1:37.246	1:59.796	270.4	38:28.833	8	1	3:56.687 B	37.359	1:25.739	1:53.589	320.1	35:34.253
9	1	4:18.812	40.931	1:37.162	2:00.719	285.4	42:47.645	9	1	4:09.128	58.007	1:25.002	1:46.119	318.2	39:43.381
10	1	5:01.461 B	41.908	1:41.074	2:38.479	281.7	47:49.106	10	1	3:51.798	36.836	1:26.528	1:48.434	302.2	43:35.179
76 1. Jean-Lou RIHON 2. Nick PADMORE Porsche 996 GT3-RSR 2005 GT2B								92 1. Franz WUNDERLICH Aston Martin V8 Vantage GT2 2010 GT2B							
1	2	5:23.837	51.660	2:26.795	2:05.382	240.4	5:23.837	1	1	5:32.308	56.383	2:29.993	2:05.932	228.7	5:32.308
2	2	4:16.612	40.798	1:37.403	1:58.411	263.2	9:40.449	2	1	4:26.675	42.072	1:40.773	2:03.830	259.4	9:58.983
3	2	4:16.110	40.266	1:36.864	1:58.980	279.5	13:56.559	3	1	4:25.374	41.480	1:39.534	2:04.360	266.5	14:24.357
4	2	4:15.220	40.449	1:36.182	1:58.589	261.9	18:11.779	4	1	4:25.740	41.418	1:41.586	2:02.736	249.3	18:50.097
5	2	4:24.956 B	40.196	1:36.594	2:08.166	258.2	22:36.735	5	1	4:29.985 B	41.721	1:39.157	2:09.107	262.6	23:20.082
6	2	6:59.879	3:13.339	1:41.787	2:04.753	245.3	29:36.614	6	1	6:43.768	3:01.788	1:39.304	2:02.676	265.8	30:03.850
7	2	4:28.893	42.972	1:41.021	2:04.900	272.5	34:05.507	7	1	4:29.877	43.276	1:41.007	2:05.594	257.6	34:33.727
8	2	4:29.121	43.078	1:41.339	2:04.704	255.1	38:34.628	8	1	4:26.379	42.987	1:40.926	2:02.466	247.6	39:00.106
9	2	4:26.217	42.428	1:40.118	2:03.671	276.0	43:00.845	9	1	4:24.748	42.278	1:38.870	2:03.600	268.4	43:24.854
10	2	4:26.486	42.062	1:40.468	2:03.956	267.1	47:27.331	10	1	4:24.879	42.990	1:38.738	2:03.151	253.9	47:49.733
77 1. Mike YOULES Porsche 996 GT3-RS 2001 GT2B								96 1. Michael MCINERNEY 2. Sean MCINERNEY Ferrari F430 GTC Evo 2009 GT2B							
1	1	5:37.891	1:00.650	2:29.348	2:07.893	223.5	5:37.891	1	1	5:50.816	1:07.931	2:30.850	2:12.035	206.1	5:50.816
2	1	4:28.555	43.116	1:39.990	2:05.449	267.1	10:06.446	2	1	4:35.606	44.892	1:42.402	2:08.312	226.8	10:26.422
3	1	4:34.952	47.155	1:40.257	2:07.540	226.3	14:41.398	3	1	4:33.931	43.638	1:42.557	2:07.736	216.4	15:00.353
4	1	4:27.806	43.246	1:41.584	2:02.976	248.1	19:09.204	4	1	4:45.400 B	43.621	1:42.737	2:19.042	234.2	19:45.753
5	1	4:36.695 B	41.985	1:39.968	2:14.742	265.1	23:45.899	5	1	7:27.370	3:10.280	2:17.596	1:59.494	216.4	27:13.123
6	1	7:04.966 B	3:03.191	1:41.193	2:20.582	247.0	30:50.865	6	1	4:42.399	40.879	1:36.852	2:24.668	275.3	31:55.522
7	1	4:49.650	1:07.823	1:38.921	2:02.906	261.9	35:40.515	7	1	4:14.520	40.410	1:36.681	1:57.429	273.9	36:10.042
8	1	4:24.126	41.885	1:39.330	2:02.911	261.3	40:04.641	8	1	4:12.974	39.801	1:36.413	1:56.760	276.0	40:23.016
9	1	4:22.469	42.435	1:38.433	2:01.601	270.4	44:27.110	9	1	4:12.748	39.715	1:36.307	1:56.726	276.0	44:35.764
10	1	4:27.600	43.097	1:39.206	2:05.297	265.1	48:54.710	10	1	4:19.349	41.625	1:35.907	2:01.817	276.7	48:55.113
86 1. Stefan ROITMAYER 2. Michael FÖVÉNY Porsche 996 GT3-RS 2004 GT2B								105 1. Ludovic CHOLLEY Dodge Viper GTS-R 2002 GT1B							
1	1	5:21.442	53.321	2:26.974	2:01.147	248.1	5:21.442	1	1	5:20.844	51.347	2:25.780	2:03.717	229.2	5:20.844
2	1	4:18.197	41.257	1:37.248	1:59.692	269.1	9:39.639	2	1	4:15.519	41.414	1:35.641	1:58.464	252.2	9:36.363
3	1	4:16.188	40.490	1:37.177	1:58.521	276.7	13:55.827	3	1	4:15.788	40.618	1:35.423	1:59.747	285.4	13:52.151
4	1	4:13.123	40.535	1:34.900	1:57.688	286.2	18:08.950	4	1	4:28.462 B	40.759	1:36.068	2:11.635	249.8	18:20.613
5	1	4:23.966 B	40.441	1:36.962	2:06.563	282.5	22:32.916	5	1	7:29.513	3:13.632	2:18.313	1:57.568	279.5	25:50.126
6	2	7:20.432	3:28.395	1:40.681	2:11.356	256.4	29:53.348	6	1	4:14.172	40.978	1:34.841	1:58.353	278.1	30:04.298
7	2	4:33.470	46.713	1:40.301	2:06.456	243.1	34:26.818	7	1	4:13.269	41.278	1:35.671	1:56.320	279.5	34:17.567
8	2	4:28.513	43.925	1:40.334	2:04.254	228.2	38:55.331	8	1	4:17.172	40.205	1:35.723	2:01.244	280.3	38:34.739
9	2	4:33.585	44.114	1:40.766	2:08.705	257.6	43:28.916	9	1	4:11.636	39.960	1:34.657	1:57.019	281.0	42:46.375
10	2	4:31.443	44.254	1:40.416	2:06.773	265.8	48:00.359	10	1	4:14.753	40.686	1:35.424	1:58.643	278.1	47:01.128



Endurance Racing Legends

89^e Edition des 24 Heures du Mans

Race 2

Sector Analysis

— Invalidated Lap ■ Personal Best ■ Session Best B Crossing the pit lane

Lap	D	Time	Sector 1	Sector 2	Sector 3	T.Sp	Elapsed	Lap	D	Time	Sector 1	Sector 2	Sector 3	T.Sp	Elapsed
118 1.Alfred MOSER <small>CHEVROLET Corvette Z06R 2010</small> INV															
1	1	5:45.804	1:02.411	2:30.318	2:13.075	211.3	5:45.804								
2	1	4:35.851	44.702	1:41.931	2:09.218	217.2	10:21.655								
3	1	4:33.812	43.463	1:40.707	2:09.642	260.0	14:55.467								
4	1	4:43.321 B	43.269	1:41.303	2:18.749	224.9	19:38.788								
5	1	7:35.857	3:10.136	2:16.343	2:09.378	263.9	27:14.645								
6	1	4:47.516	42.198	1:39.521	2:25.797	273.9	32:02.161								
7	1	4:34.177	47.325	1:39.270	2:07.582	237.8	36:36.338								
8	1	4:30.515	42.280	1:40.434	2:07.801	258.2	41:06.853								
9	1	4:32.593	42.628	1:40.378	2:09.587	269.8	45:39.446								
160 1.Peter FAIRBAIRN <small>PORSCHE 996 GT3 RS 2002</small> GT2B 2.Paul MCLEAN															
1	2	5:47.377	1:03.869	2:30.671	2:12.837	254.5	5:47.377								
2	2	4:35.894	44.652	1:43.600	2:07.642	276.0	10:23.271								
3	2	4:33.487	43.787	1:42.077	2:07.623	267.8	14:56.758								
4	2	4:50.192 B	44.595	1:45.806	2:19.791	267.8	19:46.950								
5	2	7:36.144	3:11.954	2:15.594	2:08.596	270.4	27:23.094								
6	2	4:59.614	44.267	1:42.348	2:32.999	275.3	32:22.708								
7	2	4:36.909	44.842	1:43.179	2:08.888	273.2	36:59.617								
8	2	4:33.267	43.898	1:42.185	2:07.184	269.8	41:32.884								
9	2	4:38.212	44.449	1:41.895	2:11.868	261.9	46:11.096								
121 1.Peter SCHLEIFER <small>NORMA M2000-02 2003</small> Proto B 2.Georg HALLAU															
1	2	5:22.406	52.539	2:26.995	2:02.872	204.9	5:22.406								
2	2	4:14.765	41.547	1:35.290	1:57.928	248.1	9:37.171								
3	2	4:14.086	40.570	1:35.322	1:58.194	260.7	13:51.257								
4	2	4:11.832	39.545	1:33.134	1:59.153	283.2	18:03.089								
5	2	4:20.648 B	40.727	1:34.975	2:04.946	291.6	22:23.737								
6	2	7:28.999	3:24.614	1:46.602	2:17.783	222.1	29:52.736								
7	2	4:53.432	46.624	1:46.823	2:19.985	198.9	34:46.168								
8	2	4:50.941	46.180	1:47.660	2:17.101	207.6	39:37.109								
9	2	4:45.089	45.712	1:46.629	2:12.748	211.7	44:22.198								
10	2	4:42.596	43.364	1:46.140	2:13.092	209.2	49:04.794								
176 1.Maurizio FRATTI <small>PORSCHE 996 GT3-RS 2006</small> GT2B															
1	1	5:25.378	52.821	2:27.956	2:04.601	221.7	5:25.378								
2	1	4:22.774	42.131	1:39.608	2:01.035	276.0	9:48.152								
3	1	4:22.823	43.698	1:38.233	2:00.892	276.7	14:10.975								
4	1	4:18.371	40.811	1:37.444	2:00.116	261.9	18:29.346								
5	1	4:21.032	41.332	1:40.039	1:59.661	269.8	22:50.378								
6	1	4:37.768 B	40.961	1:48.316	2:08.491	253.9	27:28.146								
7	1	6:42.082	3:04.592	1:37.990	1:59.500	273.2	34:10.228								
8	1	4:19.751	40.327	1:39.276	2:00.148	261.9	38:29.979								
9	1	4:18.700	40.661	1:37.361	2:00.678	276.0	42:48.679								
10	1	4:19.921	41.190	1:38.032	2:00.699	273.2	47:08.600								
123 1.Peter JOOS <small>CHEVROLET Corvette Z06R 2007</small> INV															
1	1	5:48.256	1:05.003	2:33.041	2:10.212	195.6	5:48.256								
2	1	4:36.956	44.378	1:44.001	2:08.577	228.2	10:25.212								
3	1	4:32.184	42.873	1:42.055	2:07.256	223.5	14:57.396								
4	1	4:32.213	44.403	1:44.141	2:03.669	227.7	19:29.609								
5	1	4:34.306	42.646	1:42.332	2:09.328	228.2	24:03.915								
6	1	4:38.976 B	42.916	1:42.107	2:13.953	215.9	28:42.891								
7	1	6:56.290	3:07.665	1:42.106	2:06.519	243.6	35:39.181								
8	1	4:29.739	42.839	1:41.894	2:05.006	239.9	40:08.920								
9	1	4:26.819	42.325	1:39.865	2:04.629	220.3	44:35.739								
10	1	4:27.381	42.113	1:38.949	2:06.319	251.0	49:03.120								
130 1.Colin PATON <small>FERRARI F430 GTC Evo 2007</small> GT2B 2.Fergus PATON															
1	1	5:35.744	57.879	2:29.414	2:08.451	224.4	5:35.744								
2	1	4:29.881	44.233	1:40.434	2:05.214	258.8	10:05.625								
3	1	4:27.942	42.566	1:39.943	2:05.433	272.5	14:33.567								
4	1	4:28.146	43.709	1:39.935	2:04.502	258.2	19:01.713								
5	1	4:38.148 B	42.583	1:39.483	2:16.082	277.4	23:39.861								
6	1	6:57.233	3:13.459	1:39.263	2:04.511	273.9	30:37.094								
7	1	4:26.316	43.456	1:39.048	2:03.812	267.8	35:03.410								
8	1	4:31.023	42.547	1:39.157	2:09.319	255.1	39:34.433								
9	1	4:28.920	42.778	1:39.015	2:07.127	277.4	44:03.353								
10	1	4:25.476	42.550	1:38.770	2:04.156	276.0	48:28.829								