


FIA WEC 6 Hours of Spa-Francorchamps Race

Pit Stop Analysis


No	In Time	In Driver	Out Time	Out Driver	Pit Time	T. Pit Time	No	In Time	In Driver	Out Time	Out Driver	Pit Time	T. Pit Time	
1	Richard Mille Racing Team Oreca 07 - Gibson LMP2						3	14:40:39.112	C. ULRICH	14:41:07.915	C. ULRICH	28.803	2:46.597	
1	13:37:37.589	C. MILESI	13:38:42.295	C. MILESI	1:04.706	1:04.706	4	16:58:26.918	C. ULRICH	16:59:37.700	S. MANN	1:10.782	3:57.379	
2	14:43:12.557	C. MILESI	14:44:41.042	S. OGIER	1:28.485	2:33.191	5	17:02:24.603	S. MANN	17:03:14.572	S. MANN	49.969	4:47.348	
3	15:57:40.820	S. OGIER	15:58:38.671	S. OGIER	57.851	3:31.042	6	17:39:57.721	S. MANN	17:41:01.002	S. MANN	1:03.281	5:50.629	
4	16:58:02.634	S. OGIER	16:59:34.278	L. WADOUX	1:31.644	5:02.686	7	17:57:45.476	S. MANN	17:58:24.513	S. MANN	39.037	6:29.666	
5	17:42:51.859	L. WADOUX	17:44:05.270	C. MILESI	1:13.411	6:16.097								
6	18:42:39.281	C. MILESI	18:43:32.721	L. WADOUX	53.440	7:09.537								
5	Team Penske Oreca 07 - Gibson LMP2						22	United Autosports USA Oreca 07 - Gibson LMP2						
1	13:37:35.051	E. COLLARD	13:38:38.960	E. COLLARD	1:03.909	1:03.909	1	13:39:33.842	W. OWEN	13:40:36.202	W. OWEN	1:02.360	1:02.360	
2	14:40:08.964	E. COLLARD	14:41:30.911	D. CAMERON	1:21.947	2:25.856	2	14:40:04.433	W. OWEN	14:41:26.522	F. ALBUQUERQUE	1:22.089	2:24.449	
3	16:01:46.135	D. CAMERON	16:03:06.825	D. CAMERON	1:20.690	3:46.546	3	16:00:18.589	F. ALBUQUERQUE	16:01:18.330	F. ALBUQUERQUE	59.741	3:24.190	
4	17:21:41.543	D. CAMERON	17:22:42.905	F. NASR	1:01.362	4:47.908	4	17:23:39.994	F. ALBUQUERQUE	17:24:44.293	F. ALBUQUERQUE	1:04.299	4:28.489	
5	17:39:24.731	F. NASR	17:40:25.601	F. NASR	1:00.870	5:48.778	5	17:43:30.154	F. ALBUQUERQUE	17:44:39.277	P. HANSON	1:09.123	5:37.612	
6	18:13:07.680	F. NASR	18:13:48.636	F. NASR	40.956	6:29.734	6	17:59:17.345	P. HANSON	17:59:58.219	P. HANSON	40.874	6:18.486	
						7	18:12:30.659	P. HANSON	18:13:03.455	P. HANSON	32.796	6:51.282		
						8	18:44:18.750	P. HANSON	18:44:51.209	P. HANSON	32.459	7:23.741		
7	Toyota Gazoo Racing Toyota GR010 HYBRID HYPERCAR H						23	United Autosports USA Oreca 07 - Gibson LMP2						
1	13:56:02.992	M. CONWAY	13:57:06.225	M. CONWAY	1:03.233	1:03.233	1	13:37:35.750	J. PIERSON	13:38:39.853	J. PIERSON	1:04.103	1:04.103	
2	14:39:59.523	M. CONWAY	14:41:09.778	M. CONWAY	1:10.255	2:13.488	2	14:40:07.866	J. PIERSON	14:41:27.451	A. LYNN	1:19.585	2:23.688	
3	16:05:08.345	M. CONWAY	16:06:10.068	K. KOBAYASHI	1:01.723	3:15.211	3	16:05:25.819	A. LYNN	16:06:27.078	A. LYNN	1:01.259	3:24.947	
4	17:39:45.908	K. KOBAYASHI	17:40:58.554	J. LOPEZ	1:12.646	4:27.857	4	17:21:16.741	A. LYNN	17:22:20.240	A. LYNN	1:03.499	4:28.446	
5	18:12:31.387	J. LOPEZ	18:13:07.715	J. LOPEZ	36.328	5:04.185	5	17:43:26.274	A. LYNN	17:44:55.150	A. LYNN	1:28.876	5:57.322	
6	18:30:24.477	J. LOPEZ	18:31:02.861	J. LOPEZ	38.384	5:42.569	6	17:59:11.927	A. LYNN	18:01:18.157	O. JARVIS	2:06.230	8:03.552	
						7	18:08:44.795	O. JARVIS	18:09:17.848	O. JARVIS	33.053	8:36.605		
						8	18:45:13.914	O. JARVIS	18:45:51.387	O. JARVIS	37.473	9:14.078		
8	Toyota Gazoo Racing Toyota GR010 HYBRID HYPERCAR H						28	JOTA Oreca 07 - Gibson LMP2						
1	13:58:06.403	S. BUEMI	13:59:09.695	S. BUEMI	1:03.292	1:03.292	1	13:37:39.096	E. JONES	13:38:41.405	E. JONES	1:02.309	1:02.309	
						2	14:40:09.510	E. JONES	14:41:57.850	E. JONES	1:48.340	2:50.649		
						3	15:52:30.474	E. JONES	15:53:37.387	O. RASMUSSEN	1:06.913	3:57.562		
						4	17:19:17.680	O. RASMUSSEN	17:20:21.360	O. RASMUSSEN	1:03.680	5:01.242		
						5	17:44:41.240	O. RASMUSSEN	17:45:37.205	J. ABERDEIN	55.965	5:57.207		
9	Prema Orlen Team Oreca 07 - Gibson LMP2						31	WRT Oreca 07 - Gibson LMP2						
1	13:39:31.444	L. COLOMBO	13:40:34.737	L. COLOMBO	1:03.293	1:03.293	1	13:39:30.996	S. GELAE	13:40:34.045	S. GELAE	1:03.049	1:03.049	
2	14:40:00.692	L. COLOMBO	14:41:19.095	R. KUBICA	1:18.403	2:21.696	2	14:40:01.671	S. GELAE	14:41:04.493	R. FRIJNS	1:02.822	2:05.871	
3	16:00:48.752	R. KUBICA	16:02:03.487	R. KUBICA	1:14.735	3:36.431	3	15:59:11.482	R. FRIJNS	16:00:27.936	R. FRIJNS	1:16.454	3:22.325	
4	17:24:01.414	R. KUBICA	17:25:06.602	R. KUBICA	1:05.188	4:41.619	4	17:20:59.427	R. FRIJNS	17:22:04.563	R. FRIJNS	1:05.136	4:27.461	
5	17:39:19.534	R. KUBICA	17:40:33.573	L. DELETRAZ	1:14.039	5:55.658	5	17:42:55.259	R. FRIJNS	17:44:00.086	R. RAST	1:04.827	5:32.288	
6	17:51:32.279	L. DELETRAZ	17:52:30.992	L. DELETRAZ	58.713	6:54.371	6	18:10:51.689	R. RAST	18:11:35.661	R. RAST	43.972	6:16.260	
7	18:42:36.597	L. DELETRAZ	18:43:22.344	L. DELETRAZ	45.747	7:40.118	7	18:41:51.103	R. RAST	18:42:30.748	R. RAST	39.645	6:55.905	
10	Vector Sport Oreca 07 - Gibson LMP2						33	TF Sport Aston Martin Vantage AMR LMGTE Am						
1	13:39:48.499	R. CULLEN	13:40:52.656	R. CULLEN	1:04.157	1:04.157	1	13:58:44.244	B. KEATING	14:00:00.745	B. KEATING	1:16.501	1:16.501	
2	14:50:08.680	R. CULLEN	14:51:25.660	N. MÜLLER	1:16.980	2:21.137	2	14:50:03.568	B. KEATING	14:51:10.183	M. SØRENSEN	1:06.615	2:23.116	
3	16:01:28.509	N. MÜLLER	16:02:43.120	N. MÜLLER	1:14.611	3:35.748	3	14:54:56.450	M. SØRENSEN	14:55:52.314	B. KEATING	55.864	3:18.980	
4	17:14:22.039	N. MÜLLER	17:15:36.692	S. BOURDAIS	1:14.653	4:50.401	4	15:35:45.289	B. KEATING	15:36:44.997	H. CHAVES	59.708	4:18.688	
5	17:45:29.025	S. BOURDAIS	17:46:42.791	S. BOURDAIS	1:13.766	6:04.167	5	16:00:19.516	H. CHAVES	16:01:03.350	H. CHAVES	43.834	5:02.522	
6	18:14:45.517	S. BOURDAIS	18:15:28.587	S. BOURDAIS	43.070	6:47.237	6	17:41:28.160	H. CHAVES	17:42:44.772	M. SØRENSEN	1:16.612	6:19.134	
						7	18:11:04.333	M. SØRENSEN	18:11:38.504	M. SØRENSEN	34.171	6:53.305		
21	AF Corse Ferrari 488 GTE Evo LMGTE Am													
1	14:02:56.575	T. VILANDER	14:04:16.882	C. ULRICH	1:20.307	1:20.307								
2	14:33:10.945	C. ULRICH	14:34:08.432	C. ULRICH	57.487	2:17.794								



FIA WEC 6 Hours of Spa-Francorchamps Race

Pit Stop Analysis

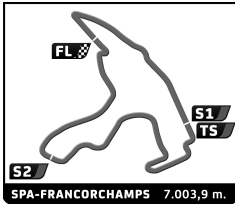
No	In Time	In Driver	Out Time	Out Driver	Pit Time	T. Pit Time	No	In Time	In Driver	Out Time	Out Driver	Pit Time	T. Pit Time		
34	Inter Europol Competition						LMP2								
	Oreca 07 - Gibson														
	1	13:37:50.987	J. SMIECHOWSKI	13:38:55.011	J. SMIECHOWSKI	1:04.024		1:04.024	6	17:45:20.631	J. ALLEN	17:46:24.033	J. ALLEN	1:03.402	6:15.651
	2	14:43:18.377	J. SMIECHOWSKI	14:44:42.291	E. GUTIERREZ	1:23.914		2:27.938	7	18:14:23.742	J. ALLEN	18:15:23.332	J. ALLEN	59.590	7:15.241
35	Ultimate						LMP2 P/A								
	Oreca 07 - Gibson														
	1	13:40:22.618	F. HERIAU	13:41:25.349	F. HERIAU	1:02.731		1:02.731							
	2	14:40:31.077	F. HERIAU	14:41:44.858	M. LAHAYE	1:13.781		2:16.512							
	3	16:05:06.491	M. LAHAYE	16:06:29.368	M. LAHAYE	1:22.877		3:39.389							
	4	17:26:52.819	M. LAHAYE	17:28:12.099	J. LAHAYE	1:19.280		4:58.669							
	5	17:46:12.678	J. LAHAYE	17:47:03.052	J. LAHAYE	50.374		5:49.043							
36	Alpine ELF Team						HYPERCAR								
	Alpine A480 - Gibson														
	1	13:54:12.863	A. NEGRÃO	13:55:15.837	A. NEGRÃO	1:02.974		1:02.974							
	2	14:40:03.283	A. NEGRÃO	14:41:06.245	A. NEGRÃO	1:02.962		2:05.936							
	3	16:00:00.410	A. NEGRÃO	16:01:05.615	N. LAPIERRE	1:05.205		3:11.141							
	4	17:40:03.001	N. LAPIERRE	17:41:15.270	M. VAXIVIERE	1:12.269		4:23.410							
38	JOTA						LMP2								
	Oreca 07 - Gibson														
	1	13:41:28.888	A. DA COSTA	13:42:34.644	A. DA COSTA	1:05.756		1:05.756							
	2	14:04:04.174	A. DA COSTA	14:05:07.943	R. GONZALEZ	1:03.769		2:09.525							
	3	14:40:11.273	R. GONZALEZ	14:41:36.267	R. GONZALEZ	1:24.994		3:34.519							
	4	15:45:43.409	R. GONZALEZ	15:46:38.011	A. DA COSTA	54.602		4:29.121							
	5	17:12:01.773	A. DA COSTA	17:13:06.425	A. DA COSTA	1:04.652		5:33.773							
	6	17:39:09.876	A. DA COSTA	17:40:10.890	W. STEVENS	1:01.014		6:34.787							
41	Realteam by WRT						LMP2								
	Oreca 07 - Gibson														
	1	13:35:46.633	R. ANDRADE	13:36:57.122	R. ANDRADE	1:10.489		1:10.489							
	2	14:40:22.621	R. ANDRADE	14:41:42.335	N. NATO	1:19.714		2:30.203							
	3	16:01:25.186	N. NATO	16:02:25.008	N. NATO	59.822		3:30.025							
	4	17:21:37.725	N. NATO	17:22:40.378	N. NATO	1:02.653		4:32.678							
	5	17:43:52.505	N. NATO	17:44:55.681	F. HABSBERG	1:03.176		5:35.854							
	6	18:12:14.973	F. HABSBERG	18:12:53.922	F. HABSBERG	38.949		6:14.803							
44	ARC Bratislava						LMP2 P/A								
	Oreca 07 - Gibson														
1	13:41:11.696	M. KONOPKA	13:42:20.708	M. KONOPKA	1:09.012	1:09.012									
45	Algarve Pro Racing						LMP2 P/A								
	Oreca 07 - Gibson														
	1	13:38:12.153	S. THOMAS	13:39:14.855	J. ALLEN	1:02.702		1:02.702							
	2	14:40:25.462	J. ALLEN	14:41:41.636	S. THOMAS	1:16.174		2:18.876							
	3	15:38:18.218	S. THOMAS	15:39:20.155	R. BINDER	1:01.937		3:20.813							
	4	16:05:11.744	R. BINDER	16:05:59.215	R. BINDER	47.471		4:08.284							
46	Team Project 1						LMGTE Am								
	Porsche 911 RSR - 19														
	1	14:01:19.658	N. LEUTWILER	14:02:41.406	N. LEUTWILER	1:21.748		1:21.748							
	2	14:54:12.536	N. LEUTWILER	14:55:26.249	M. CAIROLI	1:13.713		2:35.461							
51	AF Corse						LMGTE Pro								
	Ferrari 488 GTE Evo														
	1	14:01:19.658	A. PIER GUIDI	14:03:07.050	A. PIER GUIDI	1:08.729		1:08.729							
	2	14:46:32.870	A. PIER GUIDI	14:47:26.919	A. PIER GUIDI	54.049		2:02.778							
52	AF Corse						LMGTE Pro								
	Ferrari 488 GTE Evo														
	1	14:01:59.593	M. MOLINA	14:03:15.945	M. MOLINA	1:16.352		1:16.352							
	2	16:03:02.684	M. MOLINA	16:04:07.724	A. FUOCO	1:05.040		2:21.392							
	3	17:40:03.957	A. FUOCO	17:41:13.403	A. FUOCO	1:09.446		3:30.838							
54	AF Corse						LMGTE Am								
	Ferrari 488 GTE Evo														
	1	14:04:50.006	T. FLOHR	14:05:24.536	T. FLOHR	34.530		34.530							
	2	14:40:18.290	T. FLOHR	14:41:38.259	F. CASTELLACCI	1:19.969		1:54.499							
	3	15:58:42.080	F. CASTELLACCI	15:59:46.838	F. CASTELLACCI	1:04.758		2:59.257							
	4	17:36:23.376	F. CASTELLACCI	17:37:36.728	T. FLOHR	1:13.352		4:12.609							
	5	17:52:52.890	T. FLOHR	17:54:02.763	T. FLOHR	1:09.873		5:22.482							
56	Team Project 1						LMGTE Am								
	Porsche 911 RSR - 19														
	1	13:59:09.367	B. IRIBE	13:59:32.846	B. IRIBE	23.479		23.479							
	2	14:08:23.718	B. IRIBE	14:30:47.572	O. MILLROY	22:23.854		22:47.333							
	3	15:59:10.634	O. MILLROY	16:00:25.636	O. MILLROY	1:15.002		24:02.335							
	4	17:41:42.258	O. MILLROY	17:42:57.716	B. BARNICOAT	1:15.458		25:17.793							
	5	18:11:55.306	B. BARNICOAT	18:12:36.873	B. BARNICOAT	41.567		25:59.360							
	6	18:35:32.328	B. BARNICOAT	18:36:36.200	B. IRIBE	1:03.872		27:03.232							
60	Iron Lynx						LMGTE Am								
	Ferrari 488 GTE Evo														
	1	14:30:19.619	C. SCHIAVONI	14:30:59.471	C. SCHIAVONI	39.852		39.852							
	2	14:40:38.229	C. SCHIAVONI	14:42:06.692	C. SCHIAVONI	1:28.463		2:08.315							
	3	15:32:52.939	C. SCHIAVONI	15:33:52.604	M. CRESSONI	59.665		3:07.980							
	4	16:06:49.244	M. CRESSONI	16:07:46.987	M. CRESSONI	57.743		4:05.723							
	5	17:26:57.417	M. CRESSONI	17:28:10.979	G. FISICHELLA	1:13.562		5:19.285							
	6	17:41:43.604	G. FISICHELLA	17:42:34.594	G. FISICHELLA	50.990		6:10.275							
	7	17:57:22.785	G. FISICHELLA	17:57:56.602	G. FISICHELLA	33.817		6:44.092							
8	18:28:05.273	G. FISICHELLA	18:31:32.610	G. FISICHELLA	3:27.337	10:11.429									



FIA WEC 6 Hours of Spa-Francorchamps Race

Pit Stop Analysis

No	In Time	In Driver	Out Time	Out Driver	Pit Time	T. Pit Time	No	In Time	In Driver	Out Time	Out Driver	Pit Time	T. Pit Time	
64	Corvette Racing Chevrolet Corvette C8.R LMGTE Pro							4	17:11:11.742	R. PERA	17:12:14.962	B. BARKER	1:03.220	4:42.152
	1	14:07:13.992	N. TANDY	14:31:56.515	N. TANDY	24:42.523	24:42.523	5	17:45:12.202	B. BARKER	17:46:19.523	B. BARKER	1:07.321	5:49.473
	2	16:08:13.679	N. TANDY	16:09:18.591	T. MILNER	1:04.912	25:47.435	6	18:08:55.065	B. BARKER	18:10:08.301	M. WAINWRIGHT	1:13.236	7:02.709
	3	17:15:52.512	T. MILNER	17:16:52.323	N. TANDY	59.811	26:47.246	7	18:15:20.022	M. WAINWRIGHT	18:16:18.052	B. BARKER	58.030	8:00.739
	4	17:43:16.720	N. TANDY	17:44:18.594	N. TANDY	1:01.874	27:49.120	8	18:21:05.403	B. BARKER	18:21:50.216	B. BARKER	44.813	8:45.552
	5	17:58:53.798	N. TANDY	17:59:49.631	T. MILNER	55.833	28:44.953							
71	Spirit of Race Ferrari 488 GTE Evo LMGTE Am													
	1	13:24:09.764	G. AUBRY	13:24:33.120	G. AUBRY	23.356	23.356							
	2	14:01:32.035	G. AUBRY	14:02:51.638	F. DEZOTEUX	1:19.603	1:42.959							
	3	14:30:32.776	F. DEZOTEUX	14:49:24.913	P. RAGUES	18:52.137	20:35.096							
	4	16:00:17.184	P. RAGUES	16:05:26.311	P. RAGUES	5:09.127	25:44.223							
	5	17:37:57.260	P. RAGUES	17:39:09.706	F. DEZOTEUX	1:12.446	26:56.669							
	6	17:54:55.053	F. DEZOTEUX	17:55:30.944	F. DEZOTEUX	35.891	27:32.560							
	7	18:28:20.883	F. DEZOTEUX	18:29:04.509	F. DEZOTEUX	43.626	28:16.186							
77	Dempsey - Proton Racing Porsche 911 RSR - 19 LMGTE Am													
	1	14:03:55.577	C. RIED	14:05:25.408	C. RIED	1:29.831	1:29.831							
	2	14:46:32.217	C. RIED	14:47:28.464	C. RIED	56.247	2:26.078							
	3	15:38:07.019	C. RIED	15:39:11.117	S. PRIAULX	1:04.098	3:30.176							
	4	16:06:34.448	S. PRIAULX	16:07:18.318	S. PRIAULX	43.870	4:14.046							
	5	17:41:41.166	S. PRIAULX	17:42:55.465	H. TINCKNELL	1:14.299	5:28.345							
83	AF Corse Oreca 07 - Gibson LMP2 P/A													
	1	13:37:24.354	A. ROVERA	13:38:28.511	F. PERRODO	1:04.157	1:04.157							
	2	14:40:12.775	F. PERRODO	14:41:32.777	F. PERRODO	1:20.002	2:24.159							
	3	15:32:32.828	F. PERRODO	15:33:35.478	N. NIELSEN	1:02.650	3:26.809							
	4	16:02:08.241	N. NIELSEN	16:03:00.181	N. NIELSEN	51.940	4:18.749							
	5	17:21:40.003	N. NIELSEN	17:22:44.169	N. NIELSEN	1:04.166	5:22.915							
	6	17:39:36.998	N. NIELSEN	17:40:43.661	A. ROVERA	1:06.663	6:29.578							
	7	17:51:15.791	A. ROVERA	17:54:46.204	A. ROVERA	3:30.413	9:59.991							
	8	17:59:45.608	A. ROVERA	18:00:20.889	A. ROVERA	35.281	10:35.272							
	9	18:39:45.223	A. ROVERA	18:40:32.396	A. ROVERA	47.173	11:22.445							
85	Iron Dames Ferrari 488 GTE Evo LMGTE Am													
	1	14:09:19.915	C. NIELSEN	14:30:45.828	C. NIELSEN	21:25.913	21:25.913							
	2	14:40:39.873	C. NIELSEN	14:42:11.045	C. NIELSEN	1:31.172	22:57.085							
	3	14:51:26.631	C. NIELSEN	14:52:12.716	C. NIELSEN	46.085	23:43.170							
	4	16:01:56.300	C. NIELSEN	16:03:08.917	R. FREY	1:12.617	24:55.787							
	5	16:55:50.901	R. FREY	16:56:14.208	R. FREY	23.307	25:19.094							
	6	17:22:15.854	R. FREY	17:23:25.330	D. PIN	1:09.476	26:28.570							
	7	17:42:31.231	D. PIN	17:43:24.003	D. PIN	52.772	27:21.342							
	8	17:59:03.659	D. PIN	17:59:40.158	D. PIN	36.499	27:57.841							
86	GR Racing Porsche 911 RSR - 19 LMGTE Am													
	1	13:19:38.071	M. WAINWRIGHT	13:20:26.782	M. WAINWRIGHT	48.711	48.711							
	2	14:43:28.123	M. WAINWRIGHT	14:44:58.751	R. PERA	1:30.628	2:19.339							
	3	16:04:33.675	R. PERA	16:05:53.268	R. PERA	1:19.593	3:38.932							
88	Dempsey - Proton Racing Porsche 911 RSR - 19 LMGTE Am													
	1	14:09:19.060	F. POORDAD	14:30:43.647	P. LINDSEY	21:24.587	21:24.587							
	2	14:40:33.403	P. LINDSEY	14:41:20.965	P. LINDSEY	47.562	22:12.149							
	3	14:54:28.677	P. LINDSEY	14:55:40.842	F. POORDAD	1:12.165	23:24.314							
	4	15:58:40.249	F. POORDAD	15:59:49.953	P. LINDSEY	1:09.704	24:34.018							
	5	17:38:47.492	P. LINDSEY	17:40:03.687	J. HEYLEN	1:16.195	25:50.213							
	6	17:55:50.117	J. HEYLEN	17:56:30.483	J. HEYLEN	40.366	26:30.579							
91	Porsche GT Team Porsche 911 RSR - 19 LMGTE Pro													
	1	13:05:33.805	G. BRUNI	13:07:43.535	G. BRUNI	2:09.730	2:09.730							
	2	13:16:51.753	G. BRUNI	13:17:37.823	G. BRUNI	46.070	2:55.800							
	3	14:40:28.426	G. BRUNI	14:41:43.203	G. BRUNI	1:14.777	4:10.577							
	4	14:51:03.967	G. BRUNI	14:51:37.216	G. BRUNI	33.249	4:43.826							
	5	17:15:27.382	G. BRUNI	17:16:42.100	R. LIETZ	1:14.718	5:58.544							
	6	17:34:02.538	R. LIETZ	17:34:54.346	R. LIETZ	51.808	6:50.352							
	7	18:00:37.597	R. LIETZ	18:01:13.497	R. LIETZ	35.900	7:26.252							
92	Porsche GT Team Porsche 911 RSR - 19 LMGTE Pro													
	1	14:01:48.075	K. ESTRE	14:02:58.711	M. CHRISTENSEN	1:10.636	1:10.636							
	2	14:40:20.805	M. CHRISTENSEN	14:41:10.836	M. CHRISTENSEN	50.031	2:00.667							
	3	16:06:43.050	M. CHRISTENSEN	16:07:44.860	M. CHRISTENSEN	1:01.810	3:02.477							
	4	17:40:18.346	M. CHRISTENSEN	17:41:25.809	M. CHRISTENSEN	1:07.463	4:09.940							
	5	18:01:33.388	M. CHRISTENSEN	18:02:08.266	M. CHRISTENSEN	34.878	4:44.818							
98	Northwest AMR Aston Martin Vantage AMR LMGTE Am													
	1	13:49:34.457	P. DALLA LANA	13:49:57.918	P. DALLA LANA	23.461	23.461							
	2	14:01:37.992	P. DALLA LANA	14:02:55.466	P. DALLA LANA	1:17.474	1:40.935							
	3	14:40:20.360	P. DALLA LANA	14:41:12.644	P. DALLA LANA	52.284	2:33.219							
	4	15:35:08.239	P. DALLA LANA	15:36:08.721	D. PITTARD	1:00.482	3:33.701							
	5	16:04:59.458	D. PITTARD	16:05:55.870	D. PITTARD	56.412	4:30.113							
	6	17:35:58.067	D. PITTARD	17:37:09.938	N. THIIIM	1:11.871	5:41.984							
	7	18:11:06.224	N. THIIIM	18:11:43.905	N. THIIIM	37.681	6:19.665							
708	Glickenhaus Racing Glickenhaus 007 LMH HYPERCAR													
	1	13:51:59.004	O. PLA	13:53:02.382	O. PLA	1:03.378	1:03.378							
	2	14:40:06.774	O. PLA	14:41:23.157	L. DERANI	1:16.383	2:19.761							
	3	16:00:05.126	L. DERANI	16:00:55.695	L. DERANI	50.569	3:10.330							
	4	17:40:01.921	L. DERANI	17:41:19.419	R. DUMAS	1:17.498	4:27.828							
	5	17:49:48.994	R. DUMAS	17:50:41.073	R. DUMAS	52.079	5:19.907							
	6	18:39:43.365	R. DUMAS	18:40:31.239	R. DUMAS	47.874	6:07.781							
777	D'Station Racing Aston Martin Vantage AMR LMGTE Am													
	1	13:56:04.779	T. FUJII	13:57:21.080	S. HOSHINO	1:16.301	1:16.301							



FIA WEC 6 Hours of Spa-Francorchamps Race

Pit Stop Analysis

No	In Time	In Driver	Out Time	Out Driver	Pit Time	T. Pit Time	No	In Time	In Driver	Out Time	Out Driver	Pit Time	T. Pit Time
2	14:36:48.687	S. HOSHINO	14:37:57.582	S. HOSHINO	1:08.895	2:25.196							
3	14:43:35.843	S. HOSHINO	14:44:38.884	S. HOSHINO	1:03.041	3:28.237							
4	16:56:02.241	S. HOSHINO	16:57:14.068	C. FAGG	1:11.827	4:40.064							
5	16:59:44.116	C. FAGG	17:00:07.542	C. FAGG	23.426	5:03.490							
6	18:08:16.779	C. FAGG	18:09:25.436	C. FAGG	1:08.657	6:12.147							