

Porsche Carrera Cup Germany 6 Hours of Spa-Francorchamps Qualifying

Sector Analysis

— Invalidated Lap ■ Personal Best ■ Session Best B Crossing the pit lane

Lap	Time	Sector 1	Sector 2	Sector 3	Kph	Elapsed
2	Georgi Donchev BGR					
	Huber Racing Porsche 911 GT3 Cup					
1	3:26.408	1:27.749	1:16.578	42.081	120.0	3:26.408
2	2:32.695	41.467	1:06.698	44.530	165.1	5:59.103
3	2:22.963	40.390	1:05.663	36.910	176.4	8:22.066
4	2:22.657	40.196	1:05.618	36.843	176.7	10:44.723
5	<u>2:23.917</u>	40.304	1:06.580	37.033	175.2	13:08.640
6	<u>2:25.623</u>	40.495	1:07.886	37.242	173.1	15:34.263
7	5:11.348B	3:18.104	1:11.474	41.770	81.0	20:45.611
8	2:24.499	40.696	1:06.605	37.198	174.5	23:10.110
9	2:23.055	40.010	1:05.982	37.063	176.3	25:33.165
10	2:26.167	41.022	1:07.029	38.116	172.5	27:59.332
11	2:22.667	40.035	1:05.953	36.679	176.7	30:21.999
12	2:23.413	40.300	1:06.207	36.906	175.8	32:45.412
13	3:45.192	40.219	1:35.828	1:29.145	112.0	36:30.604

Lap	Time	Sector 1	Sector 2	Sector 3	Kph	Elapsed
3	Laurin Heinrich DEU					
	SSR Huber Racing Porsche 911 GT3 Cup					
1	2:38.915	42.489	1:16.410	40.016	155.9	2:38.915
2	2:32.127	42.411	1:09.010	40.706	165.7	5:11.042
3	2:20.198	39.687	1:04.367	36.144	179.8	7:31.240
4	<u>2:20.420</u>	39.602	1:04.675	36.143	179.6	9:51.660
5	2:21.289	39.678	1:04.994	36.617	178.5	12:12.949
6	11:31.159B	9:40.514	1:11.687	38.958	36.5	23:44.108
7	2:28.690	41.691	1:07.677	39.322	169.6	26:12.798
8	2:19.880	39.603	1:04.152	36.125	180.3	28:32.678
9	<u>2:20.059</u>	39.478	1:04.484	36.097	180.0	30:52.737

Lap	Time	Sector 1	Sector 2	Sector 3	Kph	Elapsed
4	Loek Hartog NLD					
	Black Falcon Porsche 911 GT3 Cup					
1	2:45.545	52.286	1:12.930	40.329	149.7	2:45.545
2	2:38.015	42.726	1:08.205	47.084	159.6	5:23.560
3	2:20.897	39.673	1:04.804	36.420	179.0	7:44.457
4	<u>2:21.655</u>	40.005	1:05.034	36.616	178.0	10:06.112
5	<u>2:21.699</u>	39.723	1:05.354	36.622	177.9	12:27.811
6	12:47.737B	...	1:14.795	38.989	32.8	25:15.548
7	2:39.930	50.860	1:09.345	39.725	157.7	27:55.478
8	2:20.107	39.636	1:04.378	36.093	180.0	30:15.585
9	2:20.545	39.515	1:04.892	36.138	179.4	32:36.130
10	3:52.872	39.494	1:44.913	1:28.465	108.3	36:29.002

Lap	Time	Sector 1	Sector 2	Sector 3	Kph	Elapsed
5	Sören Spreng DEU					
	Black Falcon Porsche 911 GT3 Cup					
1	3:33.915	1:30.328	1:17.148	46.439	115.8	3:33.915
2	2:38.541	44.906	1:10.784	42.851	159.0	6:12.456
3	2:23.452	40.406	1:05.940	37.106	175.8	8:35.908
4	<u>2:24.176</u>	40.637	174.9	11:00.084
5	<u>2:24.315</u>	40.146	1:06.756	37.413	174.7	13:24.399
6	2:25.959	40.223	1:08.135	37.601	172.7	15:50.358
7	9:20.213B	7:23.871	1:15.141	41.201	45.0	25:10.571
8	2:31.818	41.973	1:09.972	39.873	166.1	27:42.389
9	<u>2:23.144</u>	40.252	1:06.063	36.829	176.1	30:05.533
10	2:23.242	40.014	1:06.149	37.079	176.0	32:28.775
11	3:45.123	40.686	1:37.805	1:26.632	112.0	36:13.898


Lap	Time	Sector 1	Sector 2	Sector 3	Kph	Elapsed
6	Carlos Rivas LUX					
	Black Falcon Porsche 911 GT3 Cup					
1	3:24.923	1:20.808	1:22.009	42.106	120.9	3:24.923
2	2:36.553	41.655	1:06.550	48.348	161.1	6:01.476
3	<u>2:23.221</u>	40.371	1:06.016	36.834	176.1	8:24.697
4	<u>2:22.655</u>	40.052	1:05.491	37.112	176.7	10:47.352
5	<u>2:22.547</u>	39.976	1:05.665	36.906	176.9	13:09.899
6	<u>2:22.687</u>	39.932	1:05.950	36.805	176.7	15:32.586
7	7:58.753B	6:07.912	1:12.364	38.477	52.7	23:31.339
8	2:25.326	40.815	1:07.310	37.201	173.5	25:56.665
9	2:22.133	40.087	1:05.451	36.595	177.4	28:18.798
10	<u>2:22.333</u>	39.996	1:05.521	36.816	177.1	30:41.131
11	2:23.931	40.053	1:06.542	37.336	175.2	33:05.062
12	3:54.597	48.443	1:44.179	1:21.975	107.5	36:59.659

Lap	Time	Sector 1	Sector 2	Sector 3	Kph	Elapsed
7	Christof Langer DEU					
	Fach Auto Tech Porsche 911 GT3 Cup					
1	3:47.186	1:39.250	1:22.757	45.179	109.1	3:47.186
2	2:39.454	43.136	1:09.882	46.436	158.1	6:26.640
3	<u>2:24.673</u>	40.973	1:06.445	37.255	174.3	8:51.313
4	2:31.254	40.788	1:09.556	40.910	166.7	11:22.567
5	<u>2:25.875</u>	41.172	1:07.258	37.445	172.8	13:48.442
6	2:33.287	40.724	1:13.470	39.093	164.5	16:21.729

Lap	Time	Sector 1	Sector 2	Sector 3	Kph	Elapsed
8	Alexander Fach CHE					
	Fach Auto Tech Porsche 911 GT3 Cup					
1	2:46.585	48.481	1:16.530	41.574	148.7	2:46.585
2	2:38.811	43.292	1:08.253	47.266	158.8	5:25.396
3	2:21.978	40.096	1:05.455	36.427	177.6	7:47.374
4	2:21.313	39.816	1:04.941	36.556	178.4	10:08.687
5	2:21.461	39.754	1:05.262	36.445	178.2	12:30.148
6	11:35.903B	9:43.252	1:11.385	41.266	36.2	24:06.051
7	2:36.650	43.354	1:07.494	45.802	161.0	26:42.701
8	2:25.937	42.535	1:05.381	38.021	172.8	29:08.638
9	2:20.954	39.851	1:04.702	36.401	178.9	31:29.592
10	2:28.605	39.505	1:04.870	44.230	169.7	33:58.197

Lap	Time	Sector 1	Sector 2	Sector 3	Kph	Elapsed
9	Lorcan Hanafin GBR					
	Fach Auto Tech Porsche 911 GT3 Cup					
1	3:01.293	58.058	1:16.854	46.381	136.7	3:01.293
2	2:42.283	43.125	1:10.464	48.694	155.4	5:43.576
3	2:21.339	40.148	1:04.686	36.505	178.4	8:04.915
4	<u>2:21.235</u>	39.915	1:04.837	36.483	178.5	10:26.150
5	<u>2:21.077</u>	39.725	1:04.910	36.442	178.7	12:47.227
6	<u>2:21.654</u>	40.053	1:05.094	36.507	178.0	15:08.881
7	10:13.150B	8:16.599	1:16.521	40.030	41.1	25:22.031
8	2:31.580	43.904	1:08.514	39.162	166.3	27:53.611
9	2:20.323	39.882	1:04.437	36.004	179.7	30:13.934
10	<u>2:20.653</u>	39.689	1:04.717	36.247	179.3	32:34.587
11	<u>3:51.762</u>	39.743	1:43.485	1:28.534	108.8	36:26.349

Lap	Time	Sector 1	Sector 2	Sector 3	Kph	Elapsed
10	Matthias Jeserich DEU					
	HRT Performance Porsche 911 GT3 Cup					
1	3:46.217	1:43.505	1:19.165	43.547	109.5	3:46.217
2	2:38.625	41.937	1:09.161	47.527	159.0	6:24.842
3	<u>2:25.054</u>	40.346	1:07.119	37.589	173.8	8:49.896




Porsche Carrera Cup Germany 6 Hours of Spa-Francorchamps Qualifying

Sector Analysis

— Invalidated Lap ■ Personal Best ■ Session Best B Crossing the pit lane

Lap	Time	Sector 1	Sector 2	Sector 3	Kph	Elapsed	Lap	Time	Sector 1	Sector 2	Sector 3	Kph	Elapsed
4	2:24.380	40.449	1:06.499	37.432	174.6	11:14.276	7	2:21.461	40.036	1:05.010	36.415	178.2	27:41.550
5	2:30.629	41.264	1:09.533	39.832	167.4	13:44.905	8	2:21.439	39.912	1:05.067	36.460	178.3	30:02.989
6	2:25.636	41.010	1:06.983	37.643	173.1	16:10.541	9	2:22.438	39.883	1:05.411	37.144	177.0	32:25.427
7	8:25.587 B	6:29.081	1:14.624	41.882	49.9	24:36.128	10	3:44.709	40.169	1:40.053	1:24.487	112.2	36:10.136
8	2:31.298	43.325	1:08.247	39.726	166.7	27:07.426	24 Max Van Splunteren NLD						
9	2:24.947	40.942	1:06.381	37.624	174.0	29:32.373	Team GP Elite Porsche 911 GT3 Cup						
10	2:28.711	40.918	1:07.779	40.014	169.6	32:01.084	1	2:43.260	45.576	1:16.938	40.746	151.8	2:43.260
11	3:04.155	41.082	1:08.184	1:14.889	136.9	35:05.239	2	2:35.484	43.105	1:08.134	44.245	162.2	5:18.744
13 Alexander Tauscher DEU							3	2:20.846	39.651	1:04.779	36.416	179.0	7:39.590
Allied-Racing Porsche 911 GT3 Cup							4	2:20.928	39.971	1:04.628	36.329	178.9	10:00.518
1	3:33.460	1:27.208	1:19.530	46.722	116.1	3:33.460	5	2:23.423	39.791	1:06.295	37.337	175.8	12:23.941
2	2:37.483	44.746	1:10.908	41.829	160.1	6:10.943	6	13:07.183 B	...	1:15.392	39.448	32.0	25:31.124
3	2:22.779	40.139	1:05.341	37.299	176.6	8:33.722	7	2:38.200	44.044	1:11.872	42.284	159.4	28:09.324
4	2:21.784	40.106	1:05.121	36.557	177.8	10:55.506	8	2:20.690	39.733	1:04.661	36.296	179.2	30:30.014
5	2:30.978	43.045	1:10.113	37.820	167.0	13:26.484	9	2:21.072	39.607	1:04.832	36.633	178.7	32:51.086
6	2:22.598	40.118	1:05.716	36.764	176.8	15:49.082	10	3:56.947	39.567	1:53.808	1:23.572	106.4	36:48.033
7	8:08.204 B	6:18.479	1:10.472	39.253	51.6	23:57.286	25 Larry Ten Voorde NLD						
8	2:29.081	40.935	1:07.434	40.712	169.1	26:26.367	Team GP Elite Porsche 911 GT3 Cup						
9	2:21.466	39.933	1:05.109	36.424	178.2	28:47.833	1	2:42.520	45.091	1:16.666	40.763	152.4	2:42.520
10	2:21.447	39.870	1:05.067	36.510	178.3	31:09.280	2	2:34.817	43.207	1:08.266	43.344	162.9	5:17.337
11	2:21.929	39.935	1:05.401	36.593	177.7	33:31.209	3	2:20.327	39.858	1:04.305	36.164	179.7	7:37.664
14 Morris Schuring NLD							4	2:20.331	39.565	1:04.381	36.385	179.7	9:57.995
SSR Huber Racing Porsche 911 GT3 Cup							5	15:32.535 B	...	1:15.482	39.453	27.0	25:30.530
1	2:40.014	43.423	1:16.243	40.348	154.8	2:40.014	6	2:37.478	44.305	1:11.483	41.690	160.1	28:08.008
2	2:32.405	42.534	1:09.279	40.592	165.4	5:12.419	7	2:19.999	39.704	1:04.021	36.274	180.1	30:28.007
3	2:20.390	39.819	1:04.534	36.037	179.6	7:32.809	8	2:20.315	39.608	1:04.475	36.232	179.7	32:48.322
4	2:20.475	39.601	1:04.651	36.223	179.5	9:53.284	9	3:58.565	39.612	1:56.017	1:22.936	105.7	36:46.887
5	2:23.761	39.584	1:07.372	36.805	175.4	12:17.045	26 Jesse Van Kuijk NLD						
6	11:28.718 B	9:37.628	1:11.795	39.295	36.6	23:45.763	Team GP Elite Porsche 911 GT3 Cup						
7	2:28.766	41.469	1:07.558	39.739	169.5	26:14.529	1	2:44.007	46.976	1:16.304	40.727	151.1	2:44.007
8	2:19.895	39.474	1:04.444	35.977	180.2	28:34.424	2	2:36.006	42.863	1:08.143	45.000	161.6	5:20.013
9	2:19.866	39.324	1:04.524	36.018	180.3	30:54.290	3	2:21.089	39.859	1:04.962	36.268	178.7	7:41.102
10	2:20.687	39.405	1:05.002	36.280	179.2	33:14.977	4	2:21.024	39.793	1:04.819	36.412	178.8	10:02.126
20 Harald Proczyk AUT							5	2:22.649	39.762	1:05.915	36.972	176.8	12:24.775
HP Racing International Porsche 911 GT3 Cup							6	13:10.946 B	...	1:12.844	38.188	31.9	25:35.721
1	3:40.581	1:37.765	1:21.706	41.110	112.3	3:40.581	7	2:35.381	42.554	1:10.498	42.329	162.3	28:11.102
2	2:39.725	43.885	1:11.228	44.612	157.9	6:20.306	8	2:20.766	39.681	1:04.916	36.169	179.1	30:31.868
3	2:25.459	40.537	1:07.738	37.184	173.3	8:45.765	9	2:20.971	39.758	1:04.907	36.306	178.9	32:52.839
4	2:22.763	40.232	1:05.724	36.807	176.6	11:08.528	10	3:56.875	39.737	1:52.877	1:24.261	106.4	36:49.714
5	2:23.155	40.242	1:05.961	36.952	176.1	13:31.683	27 Daan Kuijk NLD						
6	11:05.284 B	9:11.746	1:12.867	40.671	37.9	24:36.967	GP Elite Porsche 911 GT3 Cup						
7	2:26.413	41.961	1:07.355	37.097	172.2	27:03.380	1	3:13.862	1:15.396	1:15.641	42.825	127.8	3:13.862
8	2:22.281	40.110	1:05.690	36.481	177.2	29:25.661	2	2:42.375	44.811	1:10.316	47.248	155.3	5:56.237
9	2:25.317	40.059	1:07.068	38.190	173.5	31:50.978	3	2:21.719	39.749	1:05.130	36.840	177.9	8:17.956
10	3:13.171	40.215	1:08.059	1:24.897	130.5	35:04.149	4	2:21.201	39.632	1:04.858	36.711	178.6	10:39.157
23 Lukas Ertl DEU							5	2:22.522	39.823	1:05.819	36.880	176.9	13:01.679
CarTech Motorsport by Nigrin Porsche 911 GT3 Cup							6	12:33.038 B	...	1:16.354	41.406	33.5	25:34.717
1	3:09.609	1:05.750	1:23.292	40.567	130.7	3:09.609	7	2:38.978	42.734	1:14.394	41.850	158.6	28:13.695
2	2:42.533	42.233	1:09.629	50.671	155.1	5:52.142	8	2:21.916	40.230	1:05.000	36.686	177.7	30:35.611
3	2:21.675	40.073	1:05.082	36.520	178.0	8:13.817	9	2:21.521	39.647	1:05.145	36.729	178.2	32:57.132
4	2:21.853	40.165	1:04.991	36.697	177.7	10:35.670	10	3:56.693	39.700	1:53.382	1:23.611	106.5	36:53.825
5	2:22.465	39.950	1:05.688	36.827	177.0	12:58.135							
6	12:21.954 B	...	1:11.185	41.438	34.0	25:20.089							




Porsche Carrera Cup Germany 6 Hours of Spa-Francorchamps Qualifying

Sector Analysis

— Invalidated Lap ■ Personal Best ■ Session Best B Crossing the pit lane

Lap	Time	Sector 1	Sector 2	Sector 3	Kph	Elapsed	Lap	Time	Sector 1	Sector 2	Sector 3	Kph	Elapsed
28 Lucas Groeneveld (NLD) GP Elite, Porsche 911 GT3 Cup							1	3:42.672	1:41.866	1:19.098	41.708	111.3	3:42.672
1	2:49.130	53.672	1:13.698	41.760	146.5	2:49.130	2	2:40.296	42.824	1:11.145	46.327	157.3	6:22.968
2	2:42.078	43.919	1:08.864	49.295	155.6	5:31.208	3	<u>2:24.495</u>	41.108	1:06.292	37.095	174.5	8:47.463
3	2:22.086	39.898	1:05.671	36.517	177.5	7:53.294	4	<u>2:24.458</u>	40.862	1:06.278	37.318	174.5	11:11.921
4	<u>2:21.683</u>	39.927	1:05.185	36.571	178.0	10:14.977	5	2:24.709	40.845	1:06.337	37.527	174.2	13:36.630
5	<u>2:22.755</u>	40.188	1:05.919	36.648	176.6	12:37.732	6	<u>2:25.641</u>	40.728	1:07.103	37.810	173.1	16:02.271
6	12:59.130 B	...	1:12.372	38.700	32.4	25:36.862	7	7:55.941 B	6:00.058	1:13.767	42.116	53.0	23:58.212
7	2:36.058	42.594	1:10.642	42.822	161.6	28:12.920	8	2:32.889	42.059	1:08.696	42.134	164.9	26:31.101
8	2:21.299	40.086	<u>1:04.900</u>	<u>36.313</u>	178.4	30:34.219	9	<u>2:24.194</u>	40.780	<u>1:06.154</u>	<u>37.260</u>	174.9	28:55.295
9	<u>2:21.275</u>	<u>39.598</u>	1:05.350	36.327	178.5	32:55.494	10	2:24.828	40.620	1:07.058	<u>37.150</u>	174.1	31:20.123
10	3:57.234	39.628	1:54.401	1:23.205	106.3	36:52.728	11	2:25.560	<u>40.426</u>	1:06.262	38.872	173.2	33:45.683
29 Huub Van Eijndhoven (NLD) GP Elite, Porsche 911 GT3 Cup							1	2:41.020	44.215	1:16.245	40.560	153.9	2:41.020
1	2:47.292	52.116	1:13.979	41.197	148.1	2:47.292	2	2:33.402	42.320	1:09.426	41.656	164.4	5:14.422
2	2:41.043	44.283	1:07.894	48.866	156.6	5:28.335	3	2:20.728	39.722	1:04.722	<u>36.284</u>	179.2	7:35.150
3	2:22.157	39.998	1:05.417	36.742	177.4	7:50.492	4	2:21.547	39.849	1:05.245	36.453	178.1	9:56.697
4	2:21.649	39.988	<u>1:04.894</u>	36.767	178.0	10:12.141	5	13:50.222 B	...	1:11.786	39.416	30.4	23:46.919
5	<u>2:22.966</u>	39.707	1:05.355	37.904	176.4	12:35.107	6	2:29.070	42.091	1:06.977	40.002	169.1	26:15.989
6	12:56.704 B	...	1:16.036	39.238	32.5	25:31.811	7	<u>2:30.830</u>	42.817	1:10.261	37.752	167.2	28:46.819
7	2:38.158	43.999	1:12.204	41.955	159.4	28:09.969	8	<u>2:20.593</u>	<u>39.721</u>	<u>1:04.465</u>	36.407	179.3	31:07.412
8	<u>2:21.477</u>	40.085	1:04.985	<u>36.407</u>	178.2	30:31.446	9	2:28.673	39.739	1:09.004	39.930	169.6	33:36.085
9	2:22.590	<u>39.673</u>	1:06.477	36.440	176.8	32:54.036							
10	3:58.097	39.832	1:53.299	1:24.966	105.9	36:52.133							
31 Sebastian Freymuth (DEU) HRT Performance, Porsche 911 GT3 Cup							1	3:48.192	1:44.491	1:20.688	43.013	108.6	3:48.192
1	3:11.945	1:12.302	1:17.455	42.188	129.1	3:11.945	2	<u>2:40.469</u>	43.796	1:11.490	45.183	157.1	6:28.661
2	2:42.250	43.205	1:08.783	50.262	155.4	5:54.195	3	<u>2:27.662</u>	41.859	1:08.066	37.737	170.8	8:56.323
3	2:26.013	41.019	1:05.587	39.407	172.7	8:20.208	4	<u>2:27.114</u>	41.309	1:07.910	37.895	171.4	11:23.437
4	2:22.378	40.092	1:05.617	36.669	177.1	10:42.586	5	<u>2:26.587</u>	<u>41.170</u>	<u>1:07.742</u>	37.675	172.0	13:50.024
5	<u>2:23.106</u>	39.986	1:05.876	37.244	176.2	13:05.692	6	<u>2:29.240</u>	41.659	1:09.019	38.562	169.0	16:19.264
6	10:58.036 B	9:04.092	1:13.659	40.285	38.3	24:03.728	7	<u>8:14.927 B</u>	6:10.124	1:21.207	43.596	50.9	24:34.191
7	2:33.671	42.817	1:08.831	42.023	164.1	26:37.399	8	<u>2:34.158</u>	45.670	1:09.965	38.523	163.6	27:08.349
8	<u>2:22.312</u>	40.093	1:05.652	<u>36.567</u>	177.2	28:59.711	9	2:27.227	41.692	1:07.846	<u>37.689</u>	171.3	29:35.576
9	<u>2:21.817</u>	<u>39.942</u>	<u>1:05.306</u>	36.569	177.8	31:21.528	10	2:27.285	41.538	1:07.743	38.004	171.2	32:02.861
10	2:24.953	39.975	1:05.999	38.979	173.9	33:46.481	11	3:03.433	41.381	1:10.901	1:11.151	137.5	35:06.294
40 Jukka Honkavuori (FIN) ID Racing, Porsche 911 GT3 Cup							1	3:04.837	1:01.430	1:19.492	43.915	134.0	3:04.837
1	3:38.912	1:41.154	1:17.357	40.401	113.2	3:38.912	2	2:42.057	44.666	1:11.262	46.129	155.6	5:46.894
2	2:29.245	42.241	1:07.198	39.806	168.9	6:08.157	3	2:21.702	39.864	1:05.350	<u>36.488</u>	177.9	8:08.596
3	2:21.896	39.999	1:05.448	<u>36.449</u>	177.7	8:30.053	4	2:21.705	<u>39.732</u>	1:05.435	36.538	177.9	10:30.301
4	2:21.933	39.753	1:05.542	36.638	177.6	10:51.986	5	2:21.653	39.740	1:05.248	36.665	178.0	12:51.954
5	<u>2:22.084</u>	39.802	1:05.517	36.765	177.5	13:14.070	6	9:04.454 B	7:13.337	1:11.769	39.348	46.3	21:56.408
6	<u>2:27.671</u>	40.541	1:09.617	37.513	170.7	15:41.741	7	2:29.909	43.076	1:08.621	38.212	168.2	24:26.317
7	2:28.560	40.069	1:09.557	38.934	169.7	18:10.301	8	2:21.951	40.166	<u>1:05.229</u>	36.556	177.6	26:48.268
8	6:22.257 B	4:31.863	1:10.702	39.692	66.0	24:32.558	9	<u>2:21.578</u>	39.766	1:05.235	36.577	178.1	29:09.846
9	2:27.272	42.448	1:07.374	37.450	171.2	26:59.830	10	2:22.078	40.000	1:05.355	36.723	177.5	31:31.924
10	<u>2:21.128</u>	<u>39.653</u>	<u>1:04.871</u>	36.604	178.7	29:20.958							
11	2:22.944	39.706	1:05.988	37.250	176.4	31:43.902							
12	2:30.963	39.841	1:05.477	45.645	167.0	34:14.865							
44 Jonas Greif (DEU) ID Racing, Porsche 911 GT3 Cup							1	3:28.523	1:22.642	1:21.034	44.847	118.8	3:28.523
1	2:41.014	45.427	1:08.789	46.798	156.6	6:09.537	2	2:22.691	<u>40.273</u>	1:05.593	36.825	176.7	8:32.228
2	2:22.691	<u>40.273</u>	1:05.593	36.825	176.7	8:32.228	3	2:35.038	45.533	1:11.580	37.925	162.6	11:07.266
3	2:35.038	45.533	1:11.580	37.925	162.6	11:07.266	4						



Porsche Carrera Cup Germany 6 Hours of Spa-Francorchamps Qualifying

Sector Analysis

— Invalidated Lap ■ Personal Best ■ Session Best B Crossing the pit lane

Lap	Time	Sector 1	Sector 2	Sector 3	Kph	Elapsed	Lap	Time	Sector 1	Sector 2	Sector 3	Kph	Elapsed
5	2:28.625	43.356	1:07.469	37.800	169.6	13:35.891	9	2:23.576	40.292	1:06.408	36.876	175.6	29:56.459
6	2:25.226	40.585	1:06.989	37.652	173.6	16:01.117	10	2:22.509	40.152	1:05.608	36.749	176.9	32:18.968
7	2:27.892	40.682	1:09.018	38.192	170.5	18:29.009	11	3:46.019	40.140	1:33.510	1:32.369	111.6	36:04.987
8	7:18.582 B	5:22.411	1:13.116	43.055	57.5	25:47.591							
9	2:49.585	58.154	1:07.198	44.233	148.7	28:37.176							
10	2:22.445	40.458	1:05.073	36.914	177.0	30:59.621							
11	2:22.746	40.322	1:05.607	36.817	176.6	33:22.367							
12	3:43.637	45.787	1:31.157	1:26.693	112.7	37:06.004							

92 Michael Ammermüller		DEU				
SSR Huber Racing		Porsche 911 GT3 Cup				
1	3:24.887	1:04.006	1:34.680	46.201	120.9	3:24.887
2	8:57.430 B	7:02.475	1:15.225	39.730	46.9	12:22.317
3	2:28.796	41.960	1:09.005	37.831	169.5	14:51.113
4	2:21.130	39.702	1:04.930	36.498	178.7	17:12.243
5	2:21.383	39.866	1:05.024	36.493	178.3	19:33.626
6	5:36.163 B	3:39.248	1:15.754	41.161	75.0	25:09.789
7	2:30.006	42.156	1:10.053	37.797	168.1	27:39.795
8	2:20.558	39.839	1:04.566	36.153	179.4	30:00.353
9	2:20.373	39.531	1:04.564	36.278	179.6	32:20.726
10	4:02.394	42.681	1:51.112	1:28.601	104.0	36:23.120

94 Dylan Pereira		LUX				
IronForce Racing by Phoenix		Porsche 911 GT3 Cup				
1	2:45.113	46.627	1:17.554	40.932	150.0	2:45.113
2	2:37.548	42.697	1:08.316	46.535	160.0	5:22.661
3	2:20.622	39.920	1:04.592	36.110	179.3	7:43.283
4	2:20.530	39.771	1:04.659	36.100	179.4	10:03.813
5	2:21.829	39.530	1:05.389	36.910	177.8	12:25.642
6	11:37.322 B	9:45.821	1:11.447	40.054	36.2	24:02.964
7	2:33.746	42.794	1:09.200	41.752	164.0	26:36.710
8	2:20.502	40.009	1:04.432	36.061	179.5	28:57.212
9	2:20.188	39.426	1:04.607	36.155	179.9	31:17.400

95 Richard Wagner		DEU				
IronForce Racing by Phoenix		Porsche 911 GT3 Cup				
1	3:27.474	1:16.061	1:26.169	45.244	119.4	3:27.474
2	2:37.869	43.299	1:11.326	43.244	159.7	6:05.343
3	2:22.445	40.248	1:05.501	36.696	177.0	8:27.788
4	2:22.254	39.949	1:05.597	36.708	177.2	10:50.042
5	2:22.628	39.891	1:05.703	37.034	176.8	13:12.670
6	10:51.906 B	8:59.599	1:11.880	40.427	38.7	24:04.576
7	2:34.023	42.514	1:08.635	42.874	163.7	26:38.599
8	2:21.930	39.800	1:05.249	36.881	177.7	29:00.529
9	2:21.808	39.839	1:05.222	36.747	177.8	31:22.337
10	2:34.888	39.592	1:10.212	45.084	162.8	33:57.225

96 Jan-Erik Slooten		DEU				
IronForce Racing by Phoenix		Porsche 911 GT3 Cup				
1	3:30.773	1:23.511	1:22.916	44.346	117.5	3:30.773
2	2:35.785	45.426	1:09.542	40.817	161.9	6:06.558
3	2:25.085	40.793	1:07.136	37.156	173.8	8:31.643
4	2:23.454	40.266	1:06.136	37.052	175.8	10:55.097
5	2:23.061	40.067	1:06.038	36.956	176.2	13:18.158
6	2:27.288	40.270	1:07.896	39.122	171.2	15:45.446
7	9:17.338 B	7:19.489	1:17.589	40.260	45.2	25:02.784
8	2:30.099	41.955	1:08.540	39.604	168.0	27:32.883

98 Jan Seyffert		DEU				
HP Racing International		Porsche 911 GT3 Cup				
1	3:37.589	1:32.843	1:20.099	44.647	113.9	3:37.589
2	2:39.136	44.841	1:10.576	43.719	158.4	6:16.725
3	2:22.025	40.250	1:05.281	36.494	177.5	8:38.750
4	2:24.987	39.989	1:06.574	38.424	173.9	11:03.737
5	2:23.302	40.077	1:06.241	36.984	176.0	13:27.039
6	11:34.535 B	9:33.761	1:19.205	41.569	36.3	25:01.574
7	2:28.129	40.613	1:09.467	38.049	170.2	27:29.703
8	2:22.017	40.099	1:05.473	36.445	177.5	29:51.720
9	2:22.295	40.344	1:05.332	36.619	177.2	32:14.015
10	3:42.691	40.048	1:31.486	1:31.157	113.2	35:56.706

99 Bastian Buus		DNK				
Allied-Racing		Porsche 911 GT3 Cup				
1	2:55.224	54.151	1:18.273	42.800	141.4	2:55.224
2	2:43.300	42.977	1:11.694	48.629	154.4	5:38.524
3	2:20.573	39.818	1:04.679	36.076	179.4	7:59.097
4	2:20.818	39.744	1:04.754	36.320	179.1	10:19.915
5	2:21.559	39.801	1:05.317	36.441	178.1	12:41.474
6	11:10.166 B	9:22.655	1:09.837	37.674	37.6	23:51.640
7	2:25.669	40.941	1:06.503	38.225	173.1	26:17.309
8	2:26.978	40.933	1:07.039	39.006	171.6	28:44.287
9	2:20.476	39.668	1:04.611	36.197	179.5	31:04.763
10	2:20.686	39.687	1:04.819	36.180	179.2	33:25.449