


Porsche Carrera Cup Germany 6 Hours of Spa-Francorchamps Race 1

Sector Analysis

— Invalidated Lap ■ Personal Best ■ Session Best B Crossing the pit lane

Lap	Time	Sector 1	Sector 2	Sector 3	Kph	Elapsed	Lap	Time	Sector 1	Sector 2	Sector 3	Kph	Elapsed	
2	Georgi Donchev BGR							4	2:26.007	40.977	1:07.385	37.645	172.7	9:56.767
	Huber Racing Porsche 911 GT3 Cup							5	2:26.002	40.605	1:07.956	37.441	172.7	12:22.769
1	<u>2:37.895</u>	50.016	1:09.750	38.129	156.9	2:37.895	6	2:25.826	40.601	1:07.945	37.280	172.9	14:48.595	
2	<u>2:26.820</u>	41.145	1:08.157	37.518	171.7	5:04.715	7	2:25.898	40.437	1:07.747	37.714	172.8	17:14.493	
3	2:25.516	40.657	1:07.536	37.323	173.3	7:30.231	8	2:25.526	40.564	1:07.164	37.798	173.3	19:40.019	
4	<u>2:25.675</u>	40.741	1:07.329	37.605	173.1	9:55.906	9	<u>2:25.815</u>	40.520	1:07.690	37.605	172.9	22:05.834	
5	<u>2:25.599</u>	40.608	1:07.429	37.562	173.2	12:21.505	10	2:25.522	40.500	1:07.278	37.744	173.3	24:31.356	
6	<u>2:26.684</u>	41.802	1:07.379	37.503	171.9	14:48.189	11	2:25.676	40.562	1:07.547	37.567	173.1	26:57.032	
7	2:27.976	40.599	1:07.624	39.753	170.4	17:16.165	12	2:26.996	40.886	1:08.338	37.772	171.5	29:24.028	
8	2:26.470	40.843	1:07.962	37.665	172.1	19:42.635	13	2:26.336	40.682	1:08.136	37.518	172.3	31:50.364	
9	2:26.407	41.068	1:07.817	37.522	172.2	22:09.042	14	2:26.573			38.225	172.0	34:16.937	
10	2:26.738	40.774	1:07.643	38.321	171.8	24:35.780								
11	2:25.911	40.615	1:07.594	37.702	172.8	27:01.691								
12	2:26.564	40.797	1:07.894	37.873	172.0	29:28.255								
13	2:26.908	40.947	1:07.931	38.030	171.6	31:55.163								
14	<u>2:26.932</u>	40.814	1:08.019	38.099	171.6	34:22.095								
3	Laurin Heinrich DEU							6	Carlos Rivas LUX					
	SSR Huber Racing Porsche 911 GT3 Cup								Black Falcon Porsche 911 GT3 Cup					
1	2:24.590	41.928	1:05.752	36.910	171.3	2:24.590	1	<u>2:34.643</u>	47.683	1:08.645	38.315	160.2	2:34.643	
2	2:22.329	40.136	1:05.502	36.691	177.2	4:46.919	2	2:25.579	40.566	1:07.354	37.659	173.2	5:00.222	
3	2:22.317	39.959	1:05.745	36.613	177.2	7:09.236	3	2:25.118	40.363	1:07.206	37.549	173.7	7:25.340	
4	<u>2:22.420</u>	39.888	1:05.771	36.761	177.0	9:31.656	4	<u>2:25.398</u>	40.852	1:07.047	37.499	173.4	9:50.738	
5	2:22.833	39.981	1:05.957	36.895	176.5	11:54.489	5	2:24.975	40.626	1:06.768	37.581	173.9	12:15.713	
6	2:22.995	40.017	1:06.053	36.925	176.3	14:17.484	6	2:25.520	40.488	1:07.486	37.546	173.3	14:41.233	
7	2:22.797	39.960	1:05.863	36.974	176.6	16:40.281	7	2:24.773	40.556	1:06.958	37.259	174.2	17:06.006	
8	2:22.954	39.905	1:06.006	37.043	176.4	19:03.235	8	<u>2:24.680</u>	40.309	1:07.048	37.323	174.3	19:30.686	
9	2:23.259	40.226	1:06.174	36.859	176.0	21:26.494	9	2:25.513	40.695	1:07.164	37.654	173.3	21:56.199	
10	2:23.279	40.025	1:05.999	37.255	176.0	23:49.773	10	2:24.730	40.381	1:06.846	37.503	174.2	24:20.929	
11	2:23.594	40.096	1:06.138	37.360	175.6	26:13.367	11	2:25.470	40.356	1:07.479	37.635	173.3	26:46.399	
12	2:23.511	40.085	1:06.221	37.205	175.7	28:36.878	12	2:25.766	40.480	1:07.544	37.742	173.0	29:12.165	
13	2:23.904	40.190	1:06.444	37.270	175.2	31:00.782	13	2:25.129	40.538	1:07.113	37.478	173.7	31:37.294	
14	2:24.310	40.154	1:06.633	37.523	174.7	33:25.092	14	2:25.070	40.283	1:07.217	37.570	173.8	34:02.364	
4	Loek Hartog NLD							8	Alexander Fach CHE					
	Black Falcon Porsche 911 GT3 Cup								Fach Auto Tech Porsche 911 GT3 Cup					
1	2:27.403	43.268	1:07.147	36.988	168.1	2:27.403	1	2:31.495	45.078	1:08.792	37.625	163.5	2:31.495	
2	2:23.135	40.180	1:06.026	36.929	176.2	4:50.538	2	2:24.261	40.077	1:06.979	37.205	174.8	4:55.756	
3	2:23.143	39.981	1:05.947	37.215	176.1	7:13.681	3	2:23.637	40.098	1:06.307	37.232	175.5	7:19.393	
4	2:22.815	39.991	1:05.924	36.900	176.6	9:36.496	4	2:24.003	40.026	1:06.574	37.403	175.1	9:43.396	
5	2:23.185	39.950	1:06.200	37.035	176.1	11:59.681	5	2:23.897	40.143	1:06.625	37.129	175.2	12:07.293	
6	2:23.265	40.039	1:06.242	36.984	176.0	14:22.946	6	2:23.658	40.090	1:06.433	37.135	175.5	14:30.951	
7	2:23.101	40.031	1:06.082	36.988	176.2	16:46.047	7	<u>2:23.835</u>	39.999	1:06.693	37.143	175.3	16:54.786	
8	2:23.763	40.093	1:06.341	37.329	175.4	19:09.810	8	2:24.315	40.173	1:06.683	37.459	174.7	19:19.101	
9	2:23.638	40.075	1:06.282	37.281	175.5	21:33.448	9	2:24.214	40.083	1:06.699	37.432	174.8	21:43.315	
10	2:23.988	40.048	1:06.613	37.327	175.1	23:57.436	10	2:24.189	40.119	1:06.910	37.160	174.9	24:07.504	
11	2:24.229	40.019	1:06.807	37.403	174.8	26:21.665	11	2:24.364	40.295	1:06.798	37.271	174.7	26:31.868	
12	2:24.442	40.285	1:06.922	37.235	174.6	28:46.107	12	2:25.625	40.033	1:07.754	37.838	173.1	28:57.493	
13	2:24.224	40.077	1:06.855	37.292	174.8	31:10.331	13	2:26.688	41.713	1:07.423	37.552	171.9	31:24.181	
14	2:24.172	40.187	1:06.707	37.278	174.9	33:34.503	14	2:24.988	40.393	1:07.138	37.457	173.9	33:49.169	
5	Sören Spreng DEU							9	Lorcan Hanafin GBR					
	Black Falcon Porsche 911 GT3 Cup								Fach Auto Tech Porsche 911 GT3 Cup					
1	2:38.122	50.371	1:09.800	37.951	156.7	2:38.122	1	2:42.944	43.568	1:22.431	36.945	152.0	2:42.944	
2	2:27.214	40.941	1:08.736	37.537	171.3	5:05.336	2	<u>2:24.024</u>	40.055	1:06.419	37.550	175.1	5:06.968	
3	2:25.424			37.427	173.4	7:30.760	3	2:25.404	42.130	1:06.196	37.078	173.4	7:32.372	
							4	<u>2:24.830</u>	40.341	1:06.582	37.907	174.1	9:57.202	
							5	2:24.462	40.147	1:06.798	37.517	174.5	12:21.664	
							6	2:24.180	40.935	1:06.152	37.093	174.9	14:45.844	
							7	2:24.514	40.045	1:06.941	37.528	174.5	17:10.358	
							8	2:24.962	40.254	1:07.122	37.586	173.9	19:35.320	
							9	2:24.299	40.147	1:06.726	37.426	174.7	21:59.619	




Porsche Carrera Cup Germany 6 Hours of Spa-Francorchamps Race 1

Sector Analysis

— Invalidated Lap ■ Personal Best ■ Session Best B Crossing the pit lane

Lap	Time	Sector 1	Sector 2	Sector 3	Kph	Elapsed	Lap	Time	Sector 1	Sector 2	Sector 3	Kph	Elapsed
10 Matthias Jeserich DEU HRT Performance Porsche 911 GT3 Cup													
1	2:39.138	50.946	1:09.887	38.305	155.7	2:39.138							
2	<u>2:27.633</u>	41.173	1:08.532	37.928	170.8	5:06.771							
3	2:28.013	42.511	1:07.445	38.057	170.4	7:34.784							
4	<u>2:27.066</u>	41.224	1:07.609	38.233	171.4	10:01.850							
5	<u>2:27.834</u>	41.519	1:07.923	38.392	170.6	12:29.684							
6	<u>2:27.071</u>	41.104	1:08.057	37.910	171.4	14:56.755							
7	2:27.680	41.290	1:08.132	38.258	170.7	17:24.435							
8	2:27.926	41.536	1:07.998	38.392	170.5	19:52.361							
9	2:28.839	41.678	1:08.788	38.373	169.4	22:21.200							
10	2:29.108	41.975	1:08.693	38.440	169.1	24:50.308							
11	2:28.234	41.603	1:08.018	38.613	170.1	27:18.542							
12	2:28.662	41.843	1:08.351	38.468	169.6	29:47.204							
13	2:29.044	41.689	1:08.606	38.749	169.2	32:16.248							
14	2:28.371	41.218	1:08.432	38.721	169.9	34:44.619							
13 Alexander Tauscher DEU Allied-Racing Porsche 911 GT3 Cup													
1	2:33.346	46.509	1:08.852	37.985	161.6	2:33.346							
2	2:25.677	40.434	1:07.760	37.483	173.1	4:59.023							
3	2:24.405	40.530	1:06.593	37.282	174.6	7:23.428							
4	2:24.803	40.356	1:06.709	37.738	174.1	9:48.231							
5	2:24.506	40.365	1:06.678	37.463	174.5	12:12.737							
6	2:24.500	40.958	1:06.335	37.207	174.5	14:37.237							
7	2:25.013	40.658	1:06.301	38.054	173.9	17:02.250							
8	2:24.521	40.371	1:06.741	37.409	174.5	19:26.771							
9	2:25.007	40.548	1:06.850	37.609	173.9	21:51.778							
10	2:25.234	40.520	1:06.989	37.725	173.6	24:17.012							
11	2:24.576	40.673	1:06.621	37.282	174.4	26:41.588							
12	2:24.606	40.394	1:06.700	37.512	174.4	29:06.194							
13	2:24.787	40.515	1:06.823	37.449	174.1	31:30.981							
14	2:24.257	40.466	1:06.427	37.364	174.8	33:55.238							
20 Harald Proczyk AUT HP Racing International Porsche 911 GT3 Cup													
1	2:35.839	49.310	1:08.461	38.068	159.0	2:35.839							
2	2:25.997	40.943	1:07.312	37.742	172.7	5:01.836							
3	2:25.685	40.530	1:07.565	37.590	173.1	7:27.521							
4	<u>2:24.632</u>	40.613	1:06.789	37.230	174.3	9:52.153							
5	2:24.587	40.417	1:06.866	37.304	174.4	12:16.740							
6	2:25.500	40.470	1:07.333	37.697	173.3	14:42.240							
7	2:25.129	40.449	1:07.330	37.350	173.7	17:07.369							
8	2:25.058	40.458	1:07.103	37.497	173.8	19:32.427							
9	2:25.534	40.531	1:07.232	37.771	173.3	21:57.961							
10	2:25.664	40.390	1:07.554	37.720	173.1	24:23.625							
11	2:25.406	40.491	1:07.428	37.487	173.4	26:49.031							
12	<u>2:25.297</u>	40.322	1:07.249	37.726	173.5	29:14.328							
13	2:25.312	40.479	1:07.174	37.659	173.5	31:39.640							
14	2:25.559	40.622	1:07.335	37.602	173.2	34:05.199							
23 Lukas Ertl DEU CarTech Motorsport by Nigrin Porsche 911 GT3 Cup													
1	2:32.761	46.000	1:08.822	37.939	162.2	2:32.761							
2	2:25.777	40.864	1:07.632	37.281	173.0	4:58.538							
3	2:24.503	40.488	1:06.767	37.248	174.5	7:23.041							
4	2:24.703	40.555	1:06.529	37.619	174.2	9:47.744							
5	2:24.772	40.626	1:06.564	37.582	174.2	12:12.516							
6	2:25.666	41.526	1:06.796	37.344	173.1	14:38.182							
7	2:24.476	40.456	1:06.475	37.545	174.5	17:02.658							
8	2:24.790	40.511	1:06.752	37.527	174.1	19:27.448							
9	<u>2:25.348</u>	40.480	1:06.722	38.146	173.5	21:52.796							
10	2:26.167	40.426	1:07.374	38.367	172.5	24:18.963							
11	2:25.237	40.569	1:06.941	37.727	173.6	26:44.200							
12	2:24.989	40.491	1:07.112	37.386	173.9	29:09.189							
13	2:26.022	40.780	1:07.072	38.170	172.7	31:35.211							
14	2:25.077	40.412	1:07.221	37.444	173.8	34:00.288							
24 Max Van Splunteren NLD Team GP Elite Porsche 911 GT3 Cup													
1	2:29.801	43.707	1:08.628	37.466	165.4	2:29.801							
2	2:23.474	40.319	1:06.083	37.072	175.7	4:53.275							
3	2:23.597	40.282	1:06.025	37.290	175.6	7:16.872							
4	2:23.226	40.073	1:06.047	37.106	176.0	9:40.098							
5	2:23.603	40.124	1:06.215	37.264	175.6	12:03.701							
6	2:23.533	40.207	1:06.128	37.198	175.7	14:27.234							
7	2:23.660	40.088	1:06.191	37.381	175.5	16:50.894							
8	2:24.315	40.141	1:06.705	37.469	174.7	19:15.209							
9	2:23.958	40.111	1:06.353	37.494	175.1	21:39.167							
10	2:24.280	40.154	1:06.583	37.543	174.8	24:03.447							
11	2:23.740	40.095	1:06.256	37.389	175.4	26:27.187							
12	2:24.330	40.150	1:06.400	37.780	174.7	28:51.517							
13	2:24.650	40.170	1:06.822	37.458	174.3	31:16.167							
14	2:24.293	40.160	1:06.594	37.539	174.7	33:40.460							
25 Larry Ten Voorde NLD Team GP Elite Porsche 911 GT3 Cup													
1	2:25.992	43.089	1:06.076	36.827	169.7	2:25.992							
2	<u>2:23.427</u>	40.029	1:06.699	36.699	175.8	4:49.419							
3	2:22.798	40.107	1:05.902	36.789	176.6	7:12.217							



Porsche Carrera Cup Germany 6 Hours of Spa-Francorchamps Race 1

Sector Analysis

— Invalidated Lap ■ Personal Best ■ Session Best B Crossing the pit lane

Lap	Time	Sector 1	Sector 2	Sector 3	Kph	Elapsed	Lap	Time	Sector 1	Sector 2	Sector 3	Kph	Elapsed
4	2:22.726	39.996	1:05.903	36.827	176.7	9:34.943	10	2:24.897	40.305	1:06.694	37.898	174.0	24:10.922
5	2:22.890	40.083	1:05.925	36.882	176.5	11:57.833	11	2:24.423	40.304	1:06.684	37.435	174.6	26:35.345
6	2:22.909	40.079	1:06.042	36.788	176.4	14:20.742	12	2:24.892	40.109	1:07.095	37.688	174.0	29:00.237
7	2:22.726	39.905	1:05.875	36.946	176.7	16:43.468	13	2:25.197	40.371	1:07.211	37.615	173.7	31:25.434
8	2:23.054	39.890	1:06.227	36.937	176.3	19:06.522	14	2:24.752	40.165	1:06.861	37.726	174.2	33:50.186
9	2:22.955	39.909	1:06.142	36.904	176.4	21:29.477							
10	2:23.152	39.814	1:06.272	37.066	176.1	23:52.629							
11	2:23.577	39.945	1:06.511	37.121	175.6	26:16.206							
12	2:23.845	40.056	1:06.634	37.155	175.3	28:40.051							
13	2:23.861	39.929	1:06.660	37.272	175.3	31:03.912							
14	2:23.588	39.943	1:06.482	37.163	175.6	33:27.500							

26 Jesse Van Kuijk (NLD)						
Team GP Elite Porsche 911 GT3 Cup						
1	2:30.586	44.348	1:08.828	37.410	164.5	2:30.586
2	2:23.999	40.452	1:06.663	36.884	175.1	4:54.585
3	2:23.525	40.169	1:06.291	37.065	175.7	7:18.110
4	2:23.631	40.229	1:06.241	37.161	175.5	9:41.741
5	2:23.913	40.198	1:06.474	37.241	175.2	12:05.654
6	2:23.681	40.195	1:06.412	37.074	175.5	14:29.335
7	2:23.866	40.146	1:06.559	37.161	175.3	16:53.201
8	2:23.919	40.212	1:06.582	37.125	175.2	19:17.120
9	2:23.722	40.217	1:06.429	37.076	175.4	21:40.842
10	2:24.272	40.327	1:06.555	37.390	174.8	24:05.114
11	2:24.724	40.302	1:06.985	37.437	174.2	26:29.838
12	2:24.595	40.226	1:07.016	37.353	174.4	28:54.433
13	2:24.681	40.278	1:06.847	37.556	174.3	31:19.114
14	2:24.387	40.300	1:06.824	37.263	174.6	33:43.501


28 Lucas Groeneveld (NLD)						
GP Elite Porsche 911 GT3 Cup						
1	2:32.260	45.804	1:08.752	37.704	162.7	2:32.260
2	2:23.910	39.985	1:06.863	37.062	175.2	4:56.170
3	2:23.968	40.054	1:06.438	37.476	175.1	7:20.138
4	2:24.002	40.140	1:06.585	37.277	175.1	9:44.140
5	2:23.811	39.932	1:06.639	37.240	175.3	12:07.951
6	2:23.988	40.062	1:06.611	37.315	175.1	14:31.939
7	2:23.797	40.046	1:06.596	37.155	175.3	16:55.736
8	2:24.003	40.073	1:06.696	37.234	175.1	19:19.739
9	2:24.211	40.232	1:06.742	37.237	174.8	21:43.950
10	2:24.405	40.146	1:06.930	37.329	174.6	24:08.355
11	2:23.994	40.156	1:06.553	37.285	175.1	26:32.349
12	2:25.404	39.987	1:07.416	38.001	173.4	28:57.753
13	2:25.765	41.249	1:07.176	37.340	173.0	31:23.518
14	2:24.437	40.258	1:06.779	37.400	174.6	33:47.955

29 Huub Van Eijndhoven (NLD)						
GP Elite Porsche 911 GT3 Cup						
1	2:31.877	46.027	1:08.259	37.591	163.1	2:31.877
2	2:25.248	40.352	1:07.362	37.534	173.6	4:57.125
3	2:24.188	40.361	1:06.334	37.493	174.9	7:21.313
4	2:24.443	40.398	1:06.714	37.331	174.6	9:45.756
5	2:23.510	40.230	1:06.008	37.272	175.7	12:09.266
6	2:24.242	40.453	1:06.327	37.462	174.8	14:33.508
7	2:24.119	40.266	1:06.548	37.305	175.0	16:57.627
8	2:24.270	40.056	1:06.707	37.507	174.8	19:21.897
9	2:24.128	40.327	1:06.459	37.342	174.9	21:46.025

31 Sebastian Freymuth (DEU)						
HRT Performance Porsche 911 GT3 Cup						
1	2:37.184	49.710	1:09.546	37.928	157.6	2:37.184
2	2:25.780	40.445	1:07.790	37.545	173.0	5:02.964
3	2:26.285	40.506	1:08.216	37.563	172.4	7:29.249
4	2:25.446	40.243	1:07.648	37.555	173.4	9:54.695
5	2:24.948	40.293	1:07.281	37.374	174.0	12:19.643
6	2:25.395	40.435	1:07.409	37.551	173.4	14:45.038
7	2:25.640	40.272	1:07.252	38.116	173.1	17:10.678
8	2:25.112	40.663	1:07.054	37.395	173.8	19:35.790
9	2:25.105	40.338	1:07.505	37.262	173.8	22:00.895
10	2:25.748	40.564	1:07.700	37.484	173.0	24:26.643
11	2:26.819	40.105	1:07.370	39.344	171.7	26:53.462
12	2:26.973	40.114	1:08.931	37.928	171.6	29:20.435
13	2:26.418	41.008	1:07.657	37.753	172.2	31:46.853
14	2:26.885	40.661	1:07.813	38.411	171.7	34:13.738

40 Jukka Honkavuori (FIN)						
ID Racing Porsche 911 GT3 Cup						
1	2:30.953	44.744	1:08.756	37.453	164.1	2:30.953
2	2:24.148	40.344	1:06.688	37.116	174.9	4:55.101
3	2:23.701	40.185	1:06.374	37.142	175.5	7:18.802
4	2:23.559	40.096	1:06.247	37.216	175.6	9:42.361
5	2:23.729	40.040	1:06.434	37.255	175.4	12:06.090
6	2:24.108	40.153	1:06.609	37.346	175.0	14:30.198
7	2:23.793	40.023	1:06.529	37.241	175.4	16:53.991
8	2:23.977	40.128	1:06.643	37.206	175.1	19:17.968
9	2:24.033	40.130	1:06.668	37.235	175.1	21:42.001
10	2:24.494	40.137	1:06.454	37.903	174.5	24:06.495
11	2:24.322	40.177	1:06.852	37.293	174.7	26:30.817
12	2:24.288	40.103	1:06.788	37.397	174.7	28:55.105
13	2:24.718	40.129	1:07.130	37.459	174.2	31:19.823
14	2:25.602	40.278	1:07.750	37.574	173.2	33:45.425

44 Jonas Greif (DEU)						
ID Racing Porsche 911 GT3 Cup						
1	2:45.025	56.011	1:10.545	38.469	150.1	2:45.025
2	2:27.041	41.395	1:07.837	37.809	171.5	5:12.066
3	2:26.581	41.112	1:07.490	37.979	172.0	7:38.647
4	2:29.939	41.416	1:09.787	38.736	168.2	10:08.586
5	2:26.647	41.200	1:07.627	37.820	171.9	12:35.233
6	2:25.696	41.072	1:06.947	37.677	173.1	15:00.929
7	2:36.567	40.839	1:07.478	48.250	161.0	17:37.496
8	2:29.612	41.667	1:09.071	38.874	168.5	20:07.108
9	2:27.857	41.704	1:08.053	38.100	170.5	22:34.965
10	2:27.336	41.151	1:08.058	38.127	171.1	25:02.301
11	2:26.843	41.040	1:07.800	38.003	171.7	27:29.144
12	2:27.405	41.163	1:08.079	38.163	171.1	29:56.549
13	2:27.287	41.201	1:08.144	37.942	171.2	32:23.836
14	2:27.741	41.121	1:08.625	37.995	170.7	34:51.577




Porsche Carrera Cup Germany 6 Hours of Spa-Francorchamps Race 1

Sector Analysis

— Invalidated Lap ■ Personal Best ■ Session Best B Crossing the pit lane

Lap	Time	Sector 1	Sector 2	Sector 3	Kph	Elapsed	Lap	Time	Sector 1	Sector 2	Sector 3	Kph	Elapsed		
57	Rudy Van Buren	NLD						4	<u>2:24.989</u>	40.482	1:06.916	37.591	173.9	9:53.264	
	Huber Racing	Porsche 911 GT3 Cup						5	2:25.150	40.623	1:06.727	37.800	173.7	12:18.414	
1	2:30.101	44.232	1:08.388	37.481	165.1	2:30.101	6	2:24.948	40.373	1:07.098	37.477	174.0	14:43.362		
2	2:23.796	40.198	1:06.466	37.132	175.3	4:53.897	7	2:25.613	40.414	1:07.354	37.845	173.2	17:08.975		
3	2:23.493	39.999	1:06.271	37.223	175.7	7:17.390	8	2:24.740	40.435	1:06.894	37.411	174.2	19:33.715		
4	2:23.695	40.135	1:06.132	37.428	175.5	9:41.085	9	<u>2:25.591</u>	40.634	1:07.362	37.595	173.2	21:59.306		
5	2:23.269	40.093	1:05.962	37.214	176.0	12:04.354	10	2:26.647	40.593	1:07.315	38.739	171.9	24:25.953		
6	2:23.620	40.117	1:06.236	37.267	175.6	14:27.974	11	<u>2:25.909</u>	40.511	1:07.059	38.339	172.8	26:51.862		
7	2:23.526	40.001	1:06.256	37.269	175.7	16:51.500	12	<u>2:25.363</u>	40.546	1:07.257	37.560	173.5	29:17.225		
8	2:24.092	40.053	1:06.574	37.465	175.0	19:15.592	13	<u>2:26.108</u>	40.544	1:07.843	37.721	172.6	31:43.333		
9	2:24.021	40.168	1:06.523	37.330	175.1	21:39.613	14	<u>2:27.867</u>	40.418	1:08.049	39.400	170.5	34:11.200		
10	2:24.180	40.077	1:06.675	37.428	174.9	24:03.793									
11	2:24.194	40.061	1:06.674	37.459	174.9	26:27.987									
12	2:24.268	40.115	1:06.716	37.437	174.8	28:52.255									
13	2:24.604	40.201	1:06.738	37.665	174.4	31:16.859									
14	2:24.449	40.087	1:06.723	37.639	174.6	33:41.308									
69	Holger Harmsen	DEU						92	Michael Ammermüller	DEU					
	HRT Performance	Porsche 911 GT3 Cup							SSR Huber Racing	Porsche 911 GT3 Cup					
1	2:39.974	52.172	1:09.392	38.410	154.9	2:39.974	1	2:28.234	43.396	1:07.703	37.135	167.1	2:28.234		
2	2:29.089	41.477	1:09.325	38.287	169.1	5:09.063	2	<u>2:23.173</u>	40.161	1:06.047	36.965	176.1	4:51.407		
3	<u>2:29.184</u>	41.534	1:08.909	38.741	169.0	7:38.247	3	2:23.210	40.293	1:05.904	37.013	176.1	7:14.617		
4	<u>2:29.876</u>	41.716	1:09.542	38.618	168.2	10:08.123	4	<u>2:22.961</u>	40.017	1:05.939	37.005	176.4	9:37.578		
5	<u>2:29.735</u>	41.593	1:09.645	38.497	168.4	12:37.858	5	2:23.233	40.190	1:05.935	37.108	176.0	12:00.811		
6	2:29.286	41.705	1:09.165	38.416	168.9	15:07.144	6	<u>2:23.619</u>	40.444	1:06.049	37.126	175.6	14:24.430		
7	2:29.812	41.680	1:09.304	38.828	168.3	17:36.956	7	2:23.507	40.212	1:06.199	37.096	175.7	16:47.937		
8	<u>2:30.292</u>	41.769	1:09.150	39.373	167.8	20:07.248	8	2:23.478	40.260	1:06.069	37.149	175.7	19:11.415		
9	2:29.086	42.410	1:08.511	38.165	169.1	22:36.334	9	2:23.523	40.312	1:06.117	37.094	175.7	21:34.938		
10	<u>2:28.061</u>	41.155	1:08.433	38.473	170.3	25:04.395	10	2:23.676	40.202	1:06.209	37.265	175.5	23:58.614		
11	2:29.769	41.102	1:08.584	40.083	168.4	27:34.164	11	2:23.723	40.248	1:06.349	37.126	175.4	26:22.337		
12	2:29.345	41.143	1:09.551	38.651	168.8	30:03.509	12	<u>2:24.544</u>	40.204	1:07.033	37.307	174.4	28:46.881		
13	2:31.278	42.173	1:09.515	39.590	166.7	32:34.787	13	2:24.281	40.332	1:06.653	37.296	174.8	31:11.162		
14	2:29.560	41.639	1:09.363	38.558	168.6	35:04.347	14	2:24.268	40.277	1:06.776	37.215	174.8	33:35.430		
75	Ariel Levi	ISR						94	Dylan Pereira	LUX					
	Huber Racing	Porsche 911 GT3 Cup							IronForce Racing by Phoenix	Porsche 911 GT3 Cup					
1	2:34.211	46.321	1:09.481	38.409	160.7	2:34.211	1	2:26.361	43.075	1:06.501	36.785	169.3	2:26.361		
2	2:25.490	40.472	1:07.311	37.707	173.3	4:59.701	2	2:22.219	39.650	1:05.738	36.831	177.3	4:48.580		
3	2:24.692	40.560	1:06.808	37.324	174.3	7:24.393	3	2:22.062	39.921	1:05.364	36.777	177.5	7:10.642		
4	2:24.571	40.521	1:06.758	37.292	174.4	9:48.964	4	2:22.597	39.916	1:05.743	36.938	176.8	9:33.239		
5	2:24.366	40.092	1:06.892	37.382	174.7	12:13.330	5	2:22.587	39.852	1:05.723	37.012	176.8	11:55.826		
6	2:25.639	40.827	1:07.415	37.397	173.1	14:38.969	6	2:22.886	39.939	1:05.924	37.023	176.5	14:18.712		
7	2:25.271	40.464	1:07.275	37.532	173.6	17:04.240	7	2:23.419	40.132	1:06.095	37.192	175.8	16:42.131		
8	2:24.963	40.286	1:07.122	37.555	173.9	19:29.203	8	2:23.233	40.021	1:06.000	37.212	176.0	19:05.364		
9	2:24.837	40.487	1:06.732	37.618	174.1	21:54.040	9	2:23.224	39.978	1:06.130	37.116	176.0	21:28.588		
10	2:25.951	40.597	1:07.677	37.677	172.8	24:19.991	10	2:23.233	39.758	1:06.381	37.094	176.0	23:51.821		
11	2:24.986	40.262	1:07.063	37.661	173.9	26:44.977	11	<u>2:23.751</u>	40.043	1:06.325	37.383	175.4	26:15.572		
12	2:28.029	40.225	1:07.241	40.563	170.3	29:13.006	12	2:23.638	40.065	1:06.433	37.140	175.5	28:39.210		
13	2:25.296	40.134	1:07.330	37.832	173.5	31:38.302	13	2:24.075	40.043	1:06.779	37.253	175.0	31:03.285		
14	2:24.821	40.216	1:07.214	37.391	174.1	34:03.123	14	2:23.796	39.995	1:06.436	37.365	175.3	33:27.081		
84	Ahmad Alshehab	KWT						95	Richard Wagner	DEU					
	CarTech Motorsport by Nigrin	Porsche 911 GT3 Cup							IronForce Racing by Phoenix	Porsche 911 GT3 Cup					
1	2:35.182	48.150	1:09.067	37.965	159.7	2:35.182	1	2:33.093	46.644	1:08.485	37.964	161.8	2:33.093		
2	2:26.431	41.166	1:07.514	37.751	172.2	5:01.613	2	2:25.188	40.536	1:07.219	37.433	173.7	4:58.281		
3	2:26.662	40.698	1:08.669	37.295	171.9	7:28.275	3	<u>2:24.278</u>	40.246	1:06.717	37.315	174.8	7:22.559		
							4	2:24.439	40.314	1:06.658	37.467	174.6	9:46.998		
							5	2:24.139	40.166	1:06.441	37.532	174.9	12:11.137		
							6	<u>2:25.107</u>	40.282	1:06.799	38.026	173.8	14:36.244		
							7	2:24.978	40.393	1:06.921	37.664	173.9	17:01.222		
							8	2:24.976	40.409	1:07.031	37.536	173.9	19:26.198		
							9	<u>2:25.931</u>	40.399	1:07.104	38.428	172.8	21:52.129		



Porsche Carrera Cup Germany 6 Hours of Spa-Francorchamps Race 1

Sector Analysis

— Invalidated Lap ■ Personal Best ■ Session Best B Crossing the pit lane

Lap	Time	Sector 1	Sector 2	Sector 3	Kph	Elapsed	Lap	Time	Sector 1	Sector 2	Sector 3	Kph	Elapsed
10	2:26.370	40.230	1:07.923	38.217	172.3	24:18.499							
11	<u>2:25.175</u>	40.541	1:06.916	37.718	173.7	26:43.674							
12	2:25.187	40.339	1:06.971	37.877	173.7	29:08.861							
13	2:25.271	40.207	1:07.354	37.710	173.6	31:34.132							
14	2:24.944	40.339	1:06.862	37.743	174.0	33:59.076							

96 Jan-Erik Slooten DEU						
IronForce Racing by Phoenix			Porsche 911 GT3 Cup			
1	2:36.662	49.889	1:08.931	37.842	158.1	2:36.662
2	2:25.897	40.740	1:07.556	37.601	172.8	5:02.559
3	2:26.232	40.649	1:08.092	37.491	172.4	7:28.791
4	2:25.214	40.451	1:07.172	37.591	173.6	9:54.005
5	2:25.063	40.490	1:07.246	37.327	173.8	12:19.068
6	2:25.117	40.580	1:07.089	37.448	173.8	14:44.185
7	<u>2:25.293</u>	40.667	1:07.194	37.432	173.5	17:09.478
8	2:25.359	40.477	1:07.317	37.565	173.5	19:34.837
9	<u>2:26.766</u>	40.538	1:08.848	37.380	171.8	22:01.603
10	2:25.995	40.581	1:07.639	37.775	172.7	24:27.598
11	<u>2:25.228</u>	40.291	1:07.351	37.586	173.6	26:52.826
12	2:25.109	40.304	1:07.363	37.442	173.8	29:17.935
13	2:25.918	40.267	1:07.934	37.717	172.8	31:43.853
14	<u>2:26.039</u>	40.498	1:07.685	37.856	172.7	34:09.892

98 Jan Seyffert DEU						
HP Racing International			Porsche 911 GT3 Cup			
1	2:34.955	47.943	1:08.688	38.324	159.9	2:34.955
2	2:25.502	40.799	1:07.414	37.289	173.3	5:00.457
3	2:48.127	40.738	1:29.826	37.563	150.0	7:48.584
4	2:25.002	40.499	1:07.046	37.457	173.9	10:13.586
5	2:25.026	40.647	1:07.030	37.349	173.9	12:38.612
6	2:25.473	40.776	1:07.278	37.419	173.3	15:04.085
7	2:25.326	40.363	1:07.114	37.849	173.5	17:29.411
8	2:26.232	41.139	1:07.583	37.510	172.4	19:55.643
9	2:25.824	40.613	1:07.436	37.775	172.9	22:21.467
10	2:26.535	41.303	1:07.298	37.934	172.1	24:48.002
11	2:25.493	40.515	1:07.543	37.435	173.3	27:13.495
12	2:25.481	40.603	1:07.373	37.505	173.3	29:38.976
13	2:26.016	40.759	1:07.725	37.532	172.7	32:04.992
14	2:26.942	40.810	1:08.097	38.035	171.6	34:31.934

99 Bastian Buus DNK						
Allied-Racing			Porsche 911 GT3 Cup			
1	2:29.030	43.912	1:08.113	37.005	166.2	2:29.030
2	<u>2:23.104</u>	40.220	1:05.956	36.928	176.2	4:52.134
3	2:23.228	40.168	1:06.121	36.939	176.0	7:15.362
4	2:23.007	40.061	1:06.026	36.920	176.3	9:38.369
5	2:23.387	40.355	1:05.998	37.034	175.8	12:01.756
6	2:23.494	40.113	1:06.265	37.116	175.7	14:25.250
7	2:23.671	40.051	1:06.365	37.255	175.5	16:48.921
8	2:23.817	39.998	1:06.571	37.248	175.3	19:12.738
9	2:23.738	40.199	1:06.350	37.189	175.4	21:36.476
10	2:23.445	40.055	1:06.317	37.073	175.8	23:59.921
11	2:24.045	40.243	1:06.466	37.336	175.0	26:23.966
12	2:23.757	40.169	1:06.407	37.181	175.4	28:47.723
13	2:24.618	40.335	1:06.880	37.403	174.3	31:12.341
14	2:23.976	40.140	1:06.634	37.202	175.1	33:36.317