


### Porsche Carrera Cup Germany 6 Hours of Spa-Francorchamps Race 2

#### Sector Analysis

— Invalidated Lap    ■ Personal Best    ■ Session Best    B Crossing the pit lane

Lap	Time	Sector 1	Sector 2	Sector 3	Kph	Elapsed	Lap	Time	Sector 1	Sector 2	Sector 3	Kph	Elapsed
<b>2</b>	<b>Georgi Donchev</b> BGR Huber Racing Porsche 911 GT3 Cup						6	<u>2:26.754</u>	40.723	1:08.312	37.719	171.8	14:48.953
1	2:35.282	47.769	1:09.628	37.885	159.5	2:35.282	7	<u>2:26.675</u>			37.366	171.9	17:15.628
2	2:25.991	40.665	1:08.034	<b>37.292</b>	172.7	5:01.273	8	<u>2:25.797</u>	40.540	1:07.568	37.689	172.9	19:41.425
3	2:26.338	40.817	1:08.176	37.345	172.3	7:27.611	9	<u>2:25.367</u>	40.799	<b>1:07.035</b>	37.533	173.5	22:06.792
4	<u>2:25.455</u>	40.664	<b>1:07.445</b>	37.346	173.3	9:53.066	10	<u>2:27.274</u>	40.639	1:07.747	38.888	171.2	24:34.066
5	2:25.773	40.735	1:07.551	37.487	173.0	12:18.839	11	2:27.000	40.811	1:08.446	37.743	171.5	27:01.066
6	2:26.971	41.215	1:07.991	37.765	171.6	14:45.810	12	<b>2:25.640</b>	<b>40.432</b>	1:07.761	37.447	173.1	29:26.706
7	2:26.428	41.033	1:07.513	37.882	172.2	17:12.238	<b>6</b> <b>Carlos Rivas</b> LUX Black Falcon Porsche 911 GT3 Cup						
8	<b>2:25.726</b>	40.624	1:07.502	37.600	173.0	19:37.964	1	2:36.216	48.161	1:09.861	38.194	158.6	2:36.216
9	<u>2:26.841</u>	40.970	1:08.230	37.641	171.7	22:04.805	2	2:25.539	40.890	1:07.406	37.243	173.2	5:01.755
10	<u>2:26.501</u>	41.306	1:07.796	37.399	172.1	24:31.306	3	2:24.683	40.257	1:07.182	37.244	174.3	7:26.438
11	<u>2:26.005</u>	<b>40.554</b>	1:07.776	37.675	172.7	26:57.311	4	2:24.648	40.275	1:07.019	37.354	174.3	9:51.086
12	<u>2:26.895</u>	40.847	1:08.392	37.656	171.6	29:24.206	5	2:25.013	40.470	1:07.215	37.328	173.9	12:16.099
<b>3</b> <b>Laurin Heinrich</b> DEU SSR Huber Racing Porsche 911 GT3 Cup						6	2:25.436	40.635	1:07.238	37.563	173.4	14:41.535	
1	2:25.276	42.114	1:05.874	37.288	170.5	2:25.276	7	<u>2:24.352</u>	40.092	1:06.909	37.351	174.7	17:05.887
2	2:23.701	40.643	1:06.316	<b>36.742</b>	175.5	4:48.977	8	2:24.747	40.375	1:06.985	37.387	174.2	19:30.634
3	2:23.173	40.312	1:06.073	36.788	176.1	7:12.150	9	2:24.626	40.456	<b>1:06.839</b>	37.331	174.3	21:55.260
4	<b>2:22.974</b>	40.263	<b>1:05.821</b>	36.890	176.4	9:35.124	10	<b>2:24.244</b>	<b>40.118</b>	1:07.023	<b>37.103</b>	174.8	24:19.504
5	2:23.131	40.197	1:05.901	37.033	176.2	11:58.255	11	<u>2:24.526</u>	40.151	1:07.087	37.288	174.5	26:44.030
6	2:23.321	40.237	1:06.031	37.053	175.9	14:21.576	12	2:24.930	40.573	1:07.179	37.178	174.0	29:08.960
7	2:23.478	40.207	1:06.184	37.087	175.7	16:45.054	13	2:24.986	40.242	1:07.122	37.622	173.9	31:33.946
8	2:23.654	40.286	1:06.117	37.251	175.5	19:08.708	14	2:26.610	40.700	1:07.731	38.179	172.0	34:00.556
9	2:23.642	40.274	1:06.232	37.136	175.5	21:32.350	<b>7</b> <b>Christof Langer</b> DEU Fach Auto Tech Porsche 911 GT3 Cup						
10	2:23.772	40.237	1:06.397	37.138	175.4	23:56.122	1	2:39.666	49.679	1:11.708	38.279	155.2	2:39.666
11	2:23.684	40.194	1:06.248	37.242	175.5	26:19.806	2	<u>2:29.144</u>	41.502	1:09.228	38.414	169.1	5:08.810
12	2:23.548	<b>40.141</b>	1:06.238	37.169	175.6	28:43.354	3	<b>2:26.825</b>	41.123	1:08.119	37.583	171.7	7:35.635
13	2:24.391	40.381	1:06.574	37.436	174.6	31:07.745	4	<u>2:26.634</u>	40.929	1:07.871	37.834	172.0	10:02.269
14	2:25.479	40.331	1:07.075	38.073	173.3	33:33.224	5	<u>2:27.087</u>	41.512	1:08.067	<b>37.508</b>	171.4	12:29.356
<b>4</b> <b>Loek Hartog</b> NLD Black Falcon Porsche 911 GT3 Cup						6	2:27.179	41.286	1:08.309	37.584	171.3	14:56.535	
1	2:29.293	44.397	1:07.314	37.582	165.9	2:29.293	7	2:28.223	41.066	1:08.294	38.863	170.1	17:24.758
2	2:24.082	40.383	1:06.456	37.243	175.0	4:53.375	8	<u>2:26.864</u>	<b>41.042</b>	<b>1:07.816</b>	38.006	171.7	19:51.622
3	2:23.685	40.342	1:06.439	36.904	175.5	7:17.060	9	<u>2:28.059</u>	41.156	1:09.266	37.637	170.3	22:19.681
4	<b>2:23.528</b>	40.451	<b>1:06.180</b>	<b>36.897</b>	175.7	9:40.588	10	<u>2:26.875</u>	40.983	1:08.186	37.706	171.7	24:46.556
5	<u>2:23.800</u>	40.211	1:06.479	37.110	175.3	12:04.388	11	<u>2:28.214</u>	40.946	1:08.253	39.015	170.1	27:14.770
6	2:23.774	<b>39.956</b>	1:06.791	37.027	175.4	14:28.162	12	<u>2:26.946</u>	40.969	1:08.258	37.719	171.6	29:41.716
7	2:24.183	40.128	1:06.495	37.560	174.9	16:52.345	13	2:28.113	41.160	1:09.082	37.871	170.2	32:09.829
8	2:24.437	40.480	1:06.813	37.144	174.6	19:16.782	14	2:30.301	41.435	1:08.995	39.871	167.8	34:40.130
9	2:23.943	40.128	1:06.630	37.185	175.2	21:40.725	<b>8</b> <b>Alexander Fach</b> CHE Fach Auto Tech Porsche 911 GT3 Cup						
10	2:24.200	40.143	1:06.740	37.317	174.9	24:04.925	1	2:31.573	45.354	1:08.762	37.457	163.5	2:31.573
11	2:24.553	40.239	1:06.880	37.434	174.4	26:29.478	2	2:24.708	40.453	1:07.071	37.184	174.2	4:56.281
12	2:24.429	40.052	1:06.854	37.523	174.6	28:53.907	3	2:24.028	40.287	1:06.578	37.163	175.1	7:20.309
13	2:24.387	40.276	1:06.845	37.266	174.6	31:18.294	4	<b>2:23.804</b>	40.332	<b>1:06.333</b>	37.139	175.3	9:44.113
14	<u>2:28.361</u>	42.244	1:08.421	37.696	170.0	33:46.655	5	2:24.862	40.517	1:06.894	37.451	174.1	12:08.975
<b>5</b> <b>Sören Spreng</b> DEU Black Falcon Porsche 911 GT3 Cup						6	2:23.945	40.255	1:06.585	37.105	175.2	14:32.920	
1	<u>2:38.104</u>	49.829	1:10.604	37.671	156.7	2:38.104	7	2:24.148	40.248	1:06.530	37.370	174.9	16:57.068
2	2:27.065	40.753	1:08.852	37.460	171.4	5:05.169	8	2:24.221	40.244	1:06.745	37.232	174.8	19:21.289
3	<u>2:25.215</u>	40.471	1:07.397	37.347	173.6	7:30.384	9	2:24.065	40.159	1:06.570	37.336	175.0	21:45.354
4	2:26.531	40.727	1:08.471	<b>37.333</b>	172.1	9:56.915	10	<u>2:24.465</u>	40.542	1:06.928	36.995	174.5	24:09.819
5	<u>2:25.284</u>			37.510	173.6	12:22.199	11	2:24.886	<b>40.145</b>	1:07.639	<b>37.102</b>	174.0	26:34.705
							12	2:24.431	40.294	1:06.938	37.199	174.6	28:59.136
							13	<u>2:24.250</u>	40.276	1:06.853	37.121	174.8	31:23.386




### Porsche Carrera Cup Germany 6 Hours of Spa-Francorchamps Race 2

### Sector Analysis

— Invalidated Lap   ■ Personal Best   ■ Session Best   B Crossing the pit lane

Lap	Time	Sector 1	Sector 2	Sector 3	Kph	Elapsed	Lap	Time	Sector 1	Sector 2	Sector 3	Kph	Elapsed	
14	<u>2:26.256</u>	40.611	1:07.594	38.051	172.4	33:49.642	3	2:23.343	40.315	1:06.361	<b>36.667</b>	175.9	7:13.147	
<b>9</b> <b>Lorcan Hanafin</b> (GBR) Fach Auto Tech Porsche 911 GT3 Cup	1	2:32.594	45.964	1:09.054	37.576	162.4	2:32.594	4	<b>2:23.008</b>	40.180	<b>1:06.144</b>	36.684	176.3	9:36.155
2	2:25.555	40.324	1:07.948	37.283	173.2	4:58.149	5	2:23.531	40.316	1:06.380	36.835	175.7	11:59.686	
3	2:23.790	40.475	1:06.591	<b>36.724</b>	175.4	7:21.939	6	2:23.456	40.188	1:06.432	36.836	175.8	14:23.142	
4	<b>2:23.396</b>	40.258	1:06.332	36.806	175.8	9:45.335	7	2:23.188	40.126	1:06.329	36.733	176.1	16:46.330	
5	2:24.289	40.341	1:06.782	37.166	174.7	12:09.624	8	2:23.685	40.249	1:06.382	37.054	175.5	19:10.015	
6	<b>2:25.367</b>	41.730	1:06.805	36.832	173.5	14:34.991	9	2:23.770	40.162	1:06.522	37.086	175.4	21:33.785	
7	2:23.578	40.276	<b>1:06.300</b>	37.002	175.6	16:58.569	10	2:23.769	<b>40.067</b>	1:06.615	37.087	175.4	23:57.554	
8	<u>2:24.095</u>	40.338	1:06.945	36.812	175.0	19:22.664	11	2:24.016	40.231	1:06.651	37.134	175.1	26:21.570	
9	<u>2:23.858</u>	40.167	1:06.525	37.166	175.3	21:46.522	12	2:23.816	40.174	1:06.574	37.068	175.3	28:45.386	
10	2:24.294	40.382	1:06.984	36.928	174.7	24:10.816	13	2:24.067	40.135	1:06.784	37.148	175.0	31:09.453	
11	2:24.557	40.261	1:06.885	37.411	174.4	26:35.373	14	2:25.085	40.403	1:07.062	37.620	173.8	33:34.538	
12	<u>2:24.257</u>	<b>40.154</b>	1:06.938	37.165	174.8	28:59.630	<b>20</b> <b>Harald Proczyk</b> (AUT) HP Racing International Porsche 911 GT3 Cup	1	2:36.807	48.347	1:10.212	38.248	158.0	2:36.807
13	<u>2:24.248</u>	40.216	1:07.034	36.998	174.8	31:23.878	2	2:26.337	41.223	1:07.544	37.570	172.3	5:03.144	
14	2:26.136	40.265	1:08.143	37.728	172.5	33:50.014	3	2:25.415	40.538	1:07.591	37.286	173.4	7:28.559	
<b>10</b> <b>Matthias Jeserich</b> (DEU) HRT Performance Porsche 911 GT3 Cup	1	2:37.534	49.064	1:10.452	38.018	157.3	2:37.534	4	<b>2:24.598</b>	<b>40.388</b>	<b>1:07.060</b>	<b>37.150</b>	174.4	9:53.157
2	2:29.369	42.821	1:08.452	38.096	168.8	5:06.903	5	2:25.996	40.953	1:07.472	37.571	172.7	12:19.153	
3	<u>2:26.619</u>	41.105	<b>1:07.369</b>	38.145	172.0	7:33.522	6	<b>2:25.200</b>	40.617	1:07.252	37.331	173.7	14:44.353	
4	<u>2:27.513</u>	41.290	1:08.168	38.055	170.9	10:01.035	7	2:25.595	40.972	1:07.198	37.425	173.2	17:09.948	
5	<u>2:26.782</u>	41.274	1:07.674	<b>37.834</b>	171.8	12:27.817	8	2:24.970	40.492	1:07.100	37.378	173.9	19:34.918	
6	<b>2:27.888</b>	41.391	1:07.945	38.552	170.5	14:55.705	9	2:25.024	40.653	1:07.193	37.178	173.9	21:59.942	
7	2:28.088	41.260	1:08.517	38.311	170.3	17:23.793	10	2:25.816	40.613	1:07.508	37.695	172.9	24:25.758	
8	<u>2:27.300</u>	41.162	1:08.144	37.994	171.2	19:51.093	11	2:25.261	40.662	1:07.131	37.468	173.6	26:51.019	
9	<u>2:27.119</u>	40.768	1:08.392	37.959	171.4	22:18.212	12	<u>2:25.491</u>	40.632	1:07.452	37.407	173.3	29:16.510	
10	<u>2:27.167</u>	41.120	1:08.054	37.993	171.3	24:45.379	13	<u>2:25.938</u>	40.491	1:07.459	37.988	172.8	31:42.448	
11	<u>2:27.933</u>	40.991	1:08.788	38.154	170.4	27:13.312	14	2:29.163	41.829	1:08.728	38.606	169.0	34:11.611	
12	<u>2:27.404</u>	41.267	1:08.327	37.810	171.1	29:40.716	<b>23</b> <b>Lukas Ertl</b> (DEU) CarTech Motorsport by Nigrin Porsche 911 GT3 Cup	1	<u>2:32.015</u>	45.641	1:08.834	37.540	163.0	2:32.015
13	<u>2:28.018</u>	41.474	1:08.697	37.847	170.3	32:08.734	2	<u>2:25.064</u>	40.546	1:07.517	37.001	173.8	4:57.079	
14	2:28.306	<b>40.848</b>	1:08.850	38.608	170.0	34:37.040	3	<u>2:23.996</u>	40.252	1:06.658	37.086	175.1	7:21.075	
<b>13</b> <b>Alexander Tauscher</b> (DEU) Allied-Racing Porsche 911 GT3 Cup	1	2:37.753	50.356	1:09.415	37.982	157.0	2:37.753	4	<b>2:23.565</b>	40.409	<b>1:06.287</b>	<b>36.869</b>	175.6	9:44.640
2	2:26.129	40.903	1:07.809	37.417	172.5	5:03.882	5	2:24.867	<b>40.405</b>	1:06.825	37.637	174.1	12:09.507	
3	<b>2:25.655</b>	40.435	1:07.879	37.341	173.1	7:29.537	6	<b>2:25.372</b>	41.611	1:06.545	37.216	173.4	14:34.879	
4	<u>2:25.894</u>	41.338	<b>1:07.339</b>	<b>37.217</b>	172.8	9:55.431	7	<u>2:24.802</u>	40.627	1:06.857	37.318	174.1	16:59.681	
5	<u>2:25.939</u>	<b>40.285</b>	1:07.929	37.725	172.8	12:21.370	8	<u>2:38.550</u>	40.486	1:20.636	37.428	159.0	19:38.231	
6	<u>2:26.376</u>	40.949	1:07.354	38.073	172.3	14:47.746	9	<u>2:26.762</u>	41.107	1:08.045	37.610	171.8	22:04.993	
7	2:26.116	40.731	1:07.505	37.880	172.6	17:13.862	10	<u>2:25.534</u>	40.715	1:07.103	37.716	173.3	24:30.527	
8	2:25.895	40.736	1:07.365	37.794	172.8	19:39.757	11	<u>2:24.776</u>	40.492	1:06.566	37.718	174.2	26:55.303	
9	2:26.288	40.713	1:07.741	37.834	172.4	22:06.045	12	2:25.709	40.825	1:07.214	37.670	173.0	29:21.012	
10	2:29.959	40.851	1:07.976	41.132	168.1	24:36.004	13	2:25.634	40.530	1:07.473	37.631	173.1	31:46.646	
11	2:27.291	41.409	1:07.916	37.966	171.2	27:03.295	14	2:26.187	40.518	1:07.752	37.917	172.5	34:12.833	
12	2:27.132	40.952	1:08.044	38.136	171.4	29:30.427	<b>24</b> <b>Max Van Splunteren</b> (NLD) Team GP Elite Porsche 911 GT3 Cup	1	2:28.187	43.797	1:07.542	<b>36.848</b>	167.2	2:28.187
13	2:26.701	40.936	1:07.912	37.853	171.9	31:57.128	2	2:24.575	<b>40.070</b>	1:06.856	37.649	174.4	4:52.762	
14	2:28.243	41.044	1:08.576	38.623	170.1	34:25.371	3	<u>2:23.749</u>	40.278	1:06.536	36.935	175.4	7:16.511	
<b>14</b> <b>Morris Schuring</b> (NLD) SSR Huber Racing Porsche 911 GT3 Cup	1	2:26.025	42.681	1:06.458	36.886	169.7	2:26.025	4	<b>2:23.537</b>	40.245	1:06.301	36.991	175.7	9:40.048
2	2:23.779	40.338	1:06.582	36.859	175.4	4:49.804	5	2:23.922	40.290	1:06.542	37.090	175.2	12:03.970	
							6	2:23.812	40.322	<b>1:06.280</b>	37.210	175.3	14:27.782	
							7	2:24.446	40.162	1:06.485	37.799	174.6	16:52.228	
							8	2:25.343	40.659	1:07.258	37.426	173.5	19:17.571	



### Porsche Carrera Cup Germany 6 Hours of Spa-Francorchamps Race 2

#### Sector Analysis

— Invalidated Lap    ■ Personal Best    ■ Session Best    B Crossing the pit lane

Lap	Time	Sector 1	Sector 2	Sector 3	Kph	Elapsed
9	2:24.302	40.212	1:06.734	37.356	174.7	21:41.873
10	2:23.965	40.179	1:06.480	37.306	175.1	24:05.838
11	2:24.772	40.478	1:06.870	37.424	174.2	26:30.610
12	2:24.631	40.409	1:06.853	37.369	174.3	28:55.241
13	2:25.816	40.311	1:07.080	38.425	172.9	31:21.057
14	2:28.060	41.091	1:08.362	38.607	170.3	33:49.117

<b>25</b> Larry Ten Voorde <span style="float:right">NLD</span>						
Team GP Elite			Porsche 911 GT3 Cup			
1	2:29.158	44.700	1:07.567	36.891	166.1	2:29.158
2	2:23.228	40.046	1:06.182	37.000	176.0	4:52.386
3	2:23.447	40.073	1:06.412	36.962	175.8	7:15.833
4	2:23.557	40.087	1:06.366	37.104	175.6	9:39.390
5	2:23.815	40.109	1:06.735	36.971	175.3	12:03.205
6	2:23.684	40.049	1:06.536	37.099	175.5	14:26.889
7	2:24.078	40.050	1:07.007	37.021	175.0	16:50.967
8	2:23.408	40.245	1:06.280	36.883	175.8	19:14.375
9	2:23.068	39.950	1:06.272	36.846	176.2	21:37.443
10	2:23.460	40.049	1:06.364	37.047	175.8	24:00.903
11	2:23.391	39.971	1:06.284	37.136	175.8	26:24.294
12	2:23.491	39.997	1:06.425	37.069	175.7	28:47.785
13	2:24.042	40.012	1:06.741	37.289	175.0	31:11.827
14	2:24.716	40.227	1:06.905	37.584	174.2	33:36.543

<b>26</b> Jesse Van Kuijk <span style="float:right">NLD</span>						
Team GP Elite			Porsche 911 GT3 Cup			
1	2:29.720	44.387	1:08.271	37.062	165.5	2:29.720
2	2:23.897	40.327	1:06.674	36.896	175.2	4:53.617
3	2:24.226	40.394	1:06.826	37.006	174.8	7:17.843
4	2:23.686	40.270	1:06.418	36.998	175.5	9:41.529
5	2:23.940	40.417	1:06.581	36.942	175.2	12:05.469
6	2:23.683	40.202	1:06.716	36.765	175.5	14:29.152
7	2:23.933	40.215	1:06.569	37.149	175.2	16:53.085
8	2:24.829	40.236	1:07.303	37.290	174.1	19:17.914
9	2:24.310	40.148	1:06.940	37.222	174.7	21:42.224
10	2:24.287	40.183	1:06.932	37.172	174.7	24:06.511
11	2:24.561	40.204	1:07.108	37.249	174.4	26:31.072
12	2:24.720	40.527	1:06.928	37.265	174.2	28:55.792
13	2:24.868	40.276	1:07.113	37.479	174.0	31:20.660
14	2:27.170	40.537	1:08.136	38.497	171.3	33:47.830

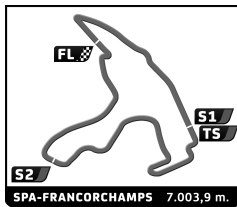
<b>27</b> Daan Van Kuijk <span style="float:right">NLD</span>						
GP Elite			Porsche 911 GT3 Cup			
1	2:31.088	45.095	1:08.600	37.393	164.0	2:31.088
2	2:24.481	40.425	1:06.940	37.116	174.5	4:55.569
3	2:24.240	40.424	1:06.704	37.112	174.8	7:19.809
4	2:24.089	40.409	1:06.094	37.586	175.0	9:43.898
5	2:24.129	40.384	1:06.556	37.189	174.9	12:08.027
6	2:24.310	40.373	1:06.394	37.543	174.7	14:32.337
7	2:24.097	40.255	1:06.484	37.358	175.0	16:56.434
8	2:24.131	40.424	1:06.514	37.193	174.9	19:20.565
9	2:24.526	40.255	1:06.672	37.599	174.5	21:45.091
10	2:28.076	40.546	1:10.002	37.528	170.3	24:13.167
11	2:25.382	40.547	1:07.040	37.795	173.4	26:38.549
12	2:25.661	40.491	1:07.674	37.496	173.1	29:04.210
13	2:25.337	40.587	1:07.140	37.610	173.5	31:29.547
14	2:25.655	40.420	1:07.173	38.062	173.1	33:55.202

<b>28</b> Lucas Groeneveld <span style="float:right">NLD</span>						
GP Elite			Porsche 911 GT3 Cup			
1	2:29.937	44.879	1:07.973	37.085	165.2	2:29.937
2	2:23.977	40.327	1:06.800	36.850	175.1	4:53.914
3	2:24.197	40.276	1:06.937	36.984	174.9	7:18.111
4	2:23.845	40.271	1:06.591	36.983	175.3	9:41.956
5	2:24.080	40.277	1:06.679	37.124	175.0	12:06.036
6	2:24.024	40.461	1:06.473	37.090	175.1	14:30.060
7	2:23.846	40.271	1:06.357	37.218	175.3	16:53.906
8	2:24.345	40.099	1:07.079	37.167	174.7	19:18.251
9	2:24.295	40.221	1:06.856	37.218	174.7	21:42.546
10	2:24.317	40.061	1:07.114	37.142	174.7	24:06.863
11	2:24.662	40.087	1:07.371	37.204	174.3	26:31.525
12	2:24.602	40.308	1:06.971	37.323	174.4	28:56.127
13	2:24.859	40.254	1:07.234	37.371	174.1	31:20.986
14	2:27.240	40.460	1:08.330	38.450	171.2	33:48.226

<b>29</b> Huub Van Eijndhoven <span style="float:right">NLD</span>						
GP Elite			Porsche 911 GT3 Cup			
1	2:32.982	46.334	1:08.961	37.687	161.9	2:32.982
2	2:25.336	40.431	1:07.754	37.151	173.5	4:58.318
3	2:24.868	40.379	1:07.219	37.270	174.0	7:23.186
4	2:23.977	40.148	1:06.428	37.401	175.1	9:47.163
5	2:24.371	40.808	1:06.452	37.111	174.6	12:11.534
6	2:24.359	40.465	1:06.741	37.153	174.7	14:35.893
7	2:24.324	40.184	1:06.944	37.196	174.7	17:00.217
8	2:23.985	40.324	1:06.982	36.679	175.1	19:24.202
9	2:24.555	40.459	1:06.654	37.442	174.4	21:48.757
10	2:24.899	40.345	1:07.024	37.530	174.0	24:13.656
11	2:25.199	40.235	1:07.277	37.687	173.7	26:38.855
12	2:24.918	40.234	1:07.009	37.675	174.0	29:03.773
13	2:24.392	40.303	1:06.557	37.532	174.6	31:28.165
14	2:25.659	40.312	1:07.403	37.944	173.1	33:53.824

<b>31</b> Sebastian Freymuth <span style="float:right">DEU</span>						
HRT Performance			Porsche 911 GT3 Cup			
1	2:34.363	47.222	1:09.483	37.658	160.5	2:34.363
2	2:25.647	40.397	1:07.812	37.438	173.1	5:00.010
3	2:25.269	40.444	1:07.634	37.191	173.6	7:25.279
4	2:24.875	40.047	1:07.348	37.480	174.0	9:50.154
5	2:25.105	40.358	1:07.394	37.353	173.8	12:15.259
6	2:35.280	40.243	1:07.328	47.709	162.4	14:50.539
7	2:25.663	40.374	1:07.940	37.349	173.1	17:16.202
8	2:26.378	40.223	1:08.108	38.047	172.3	19:42.580
9	2:25.452	40.203	1:07.641	37.608	173.4	22:08.032
10	2:26.357	40.286	1:07.804	38.267	172.3	24:34.389
11	2:26.253	40.604	1:07.972	37.677	172.4	27:00.642
12	2:27.837	41.015	1:09.182	37.640	170.6	29:28.479
13	2:26.560	40.252	1:08.560	37.748	172.0	31:55.039
14	2:26.964	40.491	1:08.005	38.468	171.6	34:22.003

<b>40</b> Jukka Honkavuori <span style="float:right">FIN</span>						
ID Racing			Porsche 911 GT3 Cup			
1	2:33.366	46.549	1:09.398	37.419	161.5	2:33.366
2	2:25.437	40.499	1:07.588	37.350	173.4	4:58.803
3	2:24.763	40.466	1:07.071	37.226	174.2	7:23.566




### Porsche Carrera Cup Germany 6 Hours of Spa-Francorchamps Race 2

#### Sector Analysis

— Invalidated Lap    ■ Personal Best    ■ Session Best    B Crossing the pit lane

Lap	Time	Sector 1	Sector 2	Sector 3	Kph	Elapsed	Lap	Time	Sector 1	Sector 2	Sector 3	Kph	Elapsed	
4	2:24.178	40.189	1:06.493	37.496	174.9	9:47.744	10	2:31.984	41.917	1:11.242	38.825	165.9	25:21.535	
5	2:24.765	40.513	1:06.820	37.432	174.2	12:12.509	11	2:31.179	41.669	1:10.643	38.867	166.8	27:52.714	
6	2:24.372	40.467	1:06.538	37.367	174.6	14:36.881	12	2:30.470	41.709	1:10.220	38.541	167.6	30:23.184	
7	2:24.038	40.235	1:06.634	37.169	175.1	17:00.919	<b>75 Ariel Levi</b> ISR							
8	2:24.566	40.287	1:06.965	37.314	174.4	19:25.485	Huber Racing Porsche 911 GT3 Cup							
9	2:24.536	40.240	1:06.947	37.349	174.4	21:50.021	1	2:33.975	47.357	1:09.015	37.603	160.9	2:33.975	
10	2:24.444	40.152	1:06.945	37.347	174.6	24:14.465	2	2:25.267	40.384	1:07.606	37.277	173.6	4:59.242	
11	2:25.122	40.387	1:07.174	37.561	173.7	26:39.587	3	2:24.982	40.451	1:07.273	37.258	173.9	7:24.224	
12	2:25.249	40.418	1:07.422	37.409	173.6	29:04.836	4	2:24.484	40.364	1:06.814	37.306	174.5	9:48.708	
13	2:25.147	40.295	1:07.410	37.442	173.7	31:29.983	5	2:25.144	40.442	1:07.186	37.516	173.7	12:13.852	
14	2:25.603	40.531	1:07.384	37.688	173.2	33:55.586	6	2:24.727	40.493	1:07.017	37.217	174.2	14:38.579	
<b>44 Jonas Greif</b> DEU							7	2:24.560	40.339	1:06.885	37.336	174.4	17:03.139	
ID Racing Porsche 911 GT3 Cup							8	2:24.712	40.267	1:06.951	37.494	174.2	19:27.851	
1	3:04.274	50.234	1:36.077	37.963	134.4	3:04.274	9	2:24.325	40.122	1:06.788	37.415	174.7	21:52.176	
2	2:27.491	41.617	1:08.172	37.702	171.0	5:31.765	10	2:24.631	40.255	1:06.921	37.455	174.3	24:16.807	
3	2:27.175	41.440	1:08.175	37.560	171.3	7:58.940	11	2:24.522	40.436	1:06.721	37.365	174.5	26:41.329	
4	2:26.919	41.283	1:07.757	37.879	171.6	10:25.859	12	2:24.996	40.425	1:07.191	37.380	173.9	29:06.325	
5	2:26.915	41.381	1:07.807	37.727	171.6	12:52.774	13	2:25.109	40.208	1:07.431	37.470	173.8	31:31.434	
6	2:27.083	41.338	1:07.718	38.027	171.4	15:19.857	14	2:25.506	40.451	1:07.459	37.596	173.3	33:56.940	
7	2:27.758	41.488	1:08.216	38.054	170.6	17:47.615	<b>84 Ahmad Alshehab</b> KWT							
8	2:29.486	41.396	1:10.087	38.003	168.7	20:17.101	CarTech Motorsport by Nigrin Porsche 911 GT3 Cup							
9	2:27.414	41.281	1:08.089	38.044	171.0	22:44.515	1	2:35.842	47.939	1:09.919	37.984	159.0	2:35.842	
10	2:26.948	41.244	1:07.862	37.842	171.6	25:11.463	2	2:27.141	41.553	1:07.902	37.686	171.4	5:02.983	
11	2:28.646	41.785	1:08.861	38.000	169.6	27:40.109	3	2:25.276	40.576	1:07.448	37.252	173.6	7:28.259	
12	2:28.042	41.301	1:08.647	38.094	170.3	30:08.151	4	2:26.081	40.752	1:08.043	37.286	172.6	9:54.340	
13	2:28.173	41.268	1:08.690	38.215	170.2	32:36.324	5	2:26.402	40.612	1:07.371	38.419	172.2	12:20.742	
14	2:29.930	41.528	1:09.116	39.286	168.2	35:06.254	6	2:26.149	40.494	1:07.744	37.911	172.5	14:46.891	
<b>57 Rudy Van Buren</b> NLD							7	2:25.981	40.354	1:08.168	37.459	172.7	17:12.872	
Huber Racing Porsche 911 GT3 Cup							8	2:26.380	40.681	1:07.925	37.774	172.3	19:39.252	
1	2:27.778	43.658	1:07.282	36.838	167.6	2:27.778	9	2:26.263	40.374	1:08.124	37.765	172.4	22:05.515	
2	2:24.072	40.230	1:06.616	37.226	175.0	4:51.850	10	2:26.474	41.140	1:07.539	37.795	172.1	24:31.989	
3	2:23.562	40.142	1:06.587	36.833	175.6	7:15.412	11	2:28.023	40.620	1:07.562	39.841	170.3	27:00.012	
4	2:23.563	40.012	1:06.548	37.003	175.6	9:38.975	12	2:29.627	41.585	1:10.089	37.953	168.5	29:29.639	
5	2:23.852	40.186	1:06.645	37.021	175.3	12:02.827	13	2:26.823	40.274	1:08.731	37.818	171.7	31:56.462	
6	2:23.739	40.059	1:06.609	37.071	175.4	14:26.566	14	2:28.184	40.980	1:08.714	38.490	170.2	34:24.646	
7	2:25.167	40.073	1:07.283	37.811	173.7	16:51.733	<b>92 Michael Ammermüller</b> DEU							
8	2:24.280	40.285	1:06.731	37.264	174.8	19:16.013	SSR Huber Racing Porsche 911 GT3 Cup							
9	2:24.251	40.186	1:06.681	37.384	174.8	21:40.264	1	2:30.392	44.712	1:08.590	37.090	164.7	2:30.392	
10	2:24.359	40.251	1:06.759	37.349	174.7	24:04.623	2	2:23.975	40.423	1:06.656	36.896	175.1	4:54.367	
11	2:24.401	40.049	1:06.912	37.440	174.6	26:29.024	3	2:24.128	40.397	1:06.673	37.058	174.9	7:18.495	
12	2:24.457	40.173	1:06.888	37.396	174.5	28:53.481	4	2:23.852	40.384	1:06.475	36.993	175.3	9:42.347	
13	2:24.550	40.208	1:06.893	37.449	174.4	31:18.031	5	2:23.944	40.312	1:06.643	36.989	175.2	12:06.291	
14	2:29.256	42.409	1:08.613	38.234	168.9	33:47.287	6	2:24.381	40.605	1:06.744	37.032	174.6	14:30.672	
<b>69 Holger Hamsen</b> DEU							7	2:24.025	40.555	1:06.440	37.030	175.1	16:54.697	
HRT Performance Porsche 911 GT3 Cup							8	2:24.203	40.505	1:06.505	37.193	174.9	19:18.900	
1	2:41.278	50.227	1:11.880	39.171	153.6	2:41.278	9	2:24.134	40.480	1:06.537	37.117	174.9	21:43.034	
2	2:30.844	41.802	1:10.340	38.702	167.2	5:12.122	10	2:24.377	40.368	1:06.770	37.239	174.6	24:07.411	
3	2:29.801	41.915	1:09.571	38.315	168.3	7:41.923	11	2:24.603	40.461	1:06.906	37.236	174.4	26:32.014	
4	2:29.403	41.745	1:09.451	38.207	168.8	10:11.326	12	2:24.547	40.443	1:06.966	37.138	174.4	28:56.561	
5	2:30.277	41.875	1:10.098	38.304	167.8	12:41.603	13	2:24.825	40.384	1:07.063	37.378	174.1	31:21.386	
6	2:32.246	42.861	1:10.011	39.374	165.6	15:13.849	14	2:27.453	40.727	1:07.865	38.861	171.0	33:48.839	
7	2:31.765	42.313	1:10.615	38.837	166.1	17:45.614	<b>94 Dylan Pereira</b> LUX							
8	2:33.219	42.700	1:12.222	38.297	164.6	20:18.833	IronForce Racing by Phoenix Porsche 911 GT3 Cup							
9	2:30.718	42.123	1:10.329	38.266	167.3	22:49.551								



### Porsche Carrera Cup Germany 6 Hours of Spa-Francorchamps Race 2

#### Sector Analysis

— Invalidated Lap    ■ Personal Best    ■ Session Best    B Crossing the pit lane

Lap	Time	Sector 1	Sector 2	Sector 3	Kph	Elapsed	Lap	Time	Sector 1	Sector 2	Sector 3	Kph	Elapsed
1	2:26.474	42.933	1:06.670	36.871	169.1	2:26.474	7	2:26.432	40.990	1:08.153	37.289	172.2	17:15.152
2	2:23.927	40.349	1:06.664	36.914	175.2	4:50.401	8	2:26.096	40.618	1:07.584	37.894	172.6	19:41.248
3	2:23.678	40.169	1:06.453	37.056	175.5	7:14.079	9	2:27.559	41.576	1:08.306	37.677	170.9	22:08.807
4	2:23.484	40.221	1:06.240	37.023	175.7	9:37.563	10	2:26.192	40.868	1:07.841	37.483	172.5	24:34.999
5	2:24.285	41.128	1:06.315	<b>36.842</b>	174.8	12:01.848	11	2:26.544	41.014	1:07.934	37.596	172.1	27:01.543
6	2:23.607	40.218	1:06.315	37.074	175.6	14:25.455	12	2:27.384	41.031	1:08.867	37.486	171.1	29:28.927
7	<b>2:23.182</b>	40.037	<b>1:06.173</b>	36.972	176.1	16:48.637	13	2:26.547	40.737	1:08.295	37.515	172.1	31:55.474
8	2:23.396	40.107	1:06.351	36.938	175.8	19:12.033	14	2:27.969	40.977	1:07.906	39.086	170.4	34:23.443
9	2:23.367	40.106	1:06.285	36.976	175.9	21:35.400							
10	2:24.023	40.092	1:06.758	37.173	175.1	23:59.423							
11	2:23.880	40.185	1:06.524	37.171	175.2	26:23.303							
12	2:24.056	40.164	1:06.681	37.211	175.0	28:47.359							
13	2:24.140	<b>40.032</b>	1:06.714	37.394	174.9	31:11.499							
14	2:24.748	40.227	1:07.042	37.479	174.2	33:36.247							

95 Richard Wagner		DEU				
IronForce Racing by Phoenix		Porsche 911 GT3 Cup				
1	2:32.397	46.169	1:08.581	37.647	162.6	2:32.397
2	2:27.096	40.404	1:07.796	38.896	171.4	4:59.493
3	2:26.148	40.431	1:08.688	<b>37.029</b>	172.5	7:25.641
4	2:24.818	40.568	1:06.695	37.555	174.1	9:50.459
5	2:25.122	40.279	1:07.429	37.414	173.7	12:15.581
6	2:25.433	40.263	1:07.191	37.979	173.4	14:41.014
7	2:24.079	40.231	1:06.451	37.397	175.0	17:05.093
8	2:24.814	40.423	1:06.965	37.426	174.1	19:29.907
9	<b>2:23.851</b>	40.299	<b>1:06.416</b>	37.136	175.3	21:53.758
10	2:24.727	<b>40.134</b>	1:07.148	37.445	174.2	24:18.485
11	2:24.375	40.282	1:06.832	37.261	174.6	26:42.860
12	2:24.572	40.239	1:07.108	37.225	174.4	29:07.432
13	2:25.226	40.530	1:07.128	37.568	173.6	31:32.658
14	2:52.885 B	1:04.761	1:09.728	38.396	145.8	34:25.543

96 Jan-Erik Slooten		DEU				
IronForce Racing by Phoenix		Porsche 911 GT3 Cup				
1	2:37.269	48.971	1:09.884	38.414	157.5	2:37.269
2	2:27.281	41.332	1:08.594	37.355	171.2	5:04.550
3	2:25.427	40.394	1:07.501	37.532	173.4	7:29.977
4	<b>2:25.033</b>	40.656	<b>1:07.165</b>	<b>37.212</b>	173.9	9:55.010
5	2:25.550	<b>40.329</b>	1:07.742	37.479	173.2	12:20.560
6	2:25.548	40.467	1:07.343	37.738	173.2	14:46.108
7	2:26.295	40.814	1:07.787	37.694	172.4	17:12.403
8	2:26.250	40.799	1:07.862	37.589	172.4	19:38.653
9	2:25.737	40.620	1:07.410	37.707	173.0	22:04.390
10	2:26.188	40.711	1:07.347	38.130	172.5	24:30.578
11	2:26.375	40.834	1:07.355	38.186	172.3	26:56.953
12	2:25.716	40.501	1:07.607	37.608	173.0	29:22.669
13	2:25.792	40.455	1:07.653	37.684	172.9	31:48.461
14	2:27.705	40.724	1:08.515	38.466	170.7	34:16.166

98 Jan Seyffert		DEU				
HP Racing International		Porsche 911 GT3 Cup				
1	2:36.653	47.970	1:10.237	38.446	158.2	2:36.653
2	2:26.886	41.897	1:07.566	37.423	171.7	5:03.539
3	<b>2:25.836</b>	<b>40.583</b>	1:07.805	37.448	172.9	7:29.375
4	2:26.569	41.503	1:07.826	<b>37.240</b>	172.0	9:55.944
5	2:25.870	40.477	1:07.659	37.734	172.9	12:21.814
6	2:26.906	40.825	<b>1:07.542</b>	38.539	171.6	14:48.720

99 Bastian Buus		DNK				
Allied-Racing		Porsche 911 GT3 Cup				
1	2:26.864	43.676	1:06.635	<b>36.553</b>	168.7	2:26.864
2	2:24.471	40.307	1:06.768	37.396	174.5	4:51.335
3	<b>2:23.044</b>	40.248	1:05.978	36.818	176.3	7:14.379
4	2:23.426	40.156	1:06.395	36.875	175.8	9:37.805
5	2:23.055	40.395	<b>1:05.929</b>	36.731	176.3	12:00.860
6	2:23.236	40.298	1:06.179	36.759	176.0	14:24.096
7	2:23.285	40.289	1:06.181	36.815	176.0	16:47.381
8	2:23.355	40.311	1:06.163	36.881	175.9	19:10.736
9	2:23.488	40.212	1:06.275	37.001	175.7	21:34.224
10	2:23.747	<b>40.106</b>	1:06.662	36.979	175.4	23:57.971
11	2:24.259	40.228	1:06.724	37.307	174.8	26:22.230
12	2:23.866	40.314	1:06.550	37.002	175.3	28:46.096
13	2:24.337	40.528	1:06.511	37.298	174.7	31:10.433
14	2:24.902	40.378	1:06.920	37.604	174.0	33:35.335