


### Porsche Carrera Cup France 6 Hours of Spa-Francorchamps Race 1

#### Sector Analysis

— Invalidated Lap   ■ Personal Best   ■ Session Best   B Crossing the pit lane

Lap	Time	Sector 1	Sector 2	Sector 3	Kph	Elapsed	Lap	Time	Sector 1	Sector 2	Sector 3	Kph	Elapsed
<b>7</b>	<b>Jérôme BOULLERY</b> Racing Technology Porsche 911 GT3 Cup FRA						7	2:26.450	40.912	1:07.773	37.765	172.2	17:15.990
1	2:29.860	44.884	1:07.686	37.290	165.3	2:29.860	8	<u>2:26.336</u>	40.703	1:07.718	37.915	172.3	19:42.326
2	<u>2:24.509</u>	40.566	1:06.711	<b>37.232</b>	174.5	4:54.369	9	2:26.776	40.934	1:08.094	<b>37.748</b>	171.8	22:09.102
3	2:24.521	40.461	<b>1:06.623</b>	37.437	174.5	7:18.890	10	<u>2:26.390</u>	40.716	1:07.813	37.861	172.2	24:35.492
4	2:25.042	40.840	1:06.803	37.399	173.8	9:43.932	11	2:26.612	41.076	1:07.627	37.909	172.0	27:02.104
5	2:25.676	40.596	1:07.643	37.437	173.1	12:09.608	12	<b>2:26.406</b>	40.695	1:07.889	37.822	172.2	29:28.510
6	2:24.950	40.520	1:06.855	37.575	174.0	14:34.558	13	2:27.587	40.877	1:08.254	38.456	170.8	31:56.097
7	2:25.144	40.761	1:06.884	37.499	173.7	16:59.702							
8	2:24.818	<b>40.423</b>	1:06.803	37.592	174.1	19:24.520	<b>16</b> <b>Simone IAQUINTA</b> Dinamic Motorsport Porsche 911 GT3 Cup ITA						
9	2:25.234	40.576	1:06.969	37.689	173.6	21:49.754	1	2:34.219	47.466	1:09.427	37.326	160.6	2:34.219
10	2:25.363	40.645	1:07.034	37.684	173.5	24:15.117	2	<u>2:25.365</u>	40.622	1:07.356	37.387	173.5	4:59.584
11	2:25.718	40.626	1:07.385	37.707	173.0	26:40.835	3	2:24.855	40.622	1:06.896	37.337	174.1	7:24.439
12	2:26.480	40.475	1:07.433	38.572	172.1	29:07.315	4	<b>2:23.389</b>	<b>40.114</b>	<b>1:06.232</b>	<b>37.043</b>	175.8	9:47.828
13	2:25.827	40.630	1:07.334	37.863	172.9	31:33.142	5	2:24.225	40.448	1:06.607	37.170	174.8	12:12.053
							6	2:24.885	40.386	1:06.931	37.568	174.0	14:36.938
							7	<u>2:27.131</u>	40.221	1:07.777	39.133	171.4	17:04.069
							8	2:26.191	40.620	1:07.366	38.205	172.5	19:30.260
							9	2:51.063	45.592	1:23.120	42.351	147.4	22:21.323
<b>11</b>	<b>Syvain NOËL</b> Racing Technology Porsche 911 GT3 Cup FRA						<b>19</b> <b>Dorian BOCCOLACCI</b> Martinet by Alméras Porsche 911 GT3 Cup FRA						
1	2:32.621	46.430	1:08.768	37.423	162.3	2:32.621	1	2:24.577	42.150	1:05.781	<b>36.646</b>	171.4	2:24.577
2	2:26.717	41.648	1:07.623	37.446	171.9	4:59.338	2	2:22.748	<b>40.048</b>	1:05.947	36.753	176.6	4:47.325
3	2:26.572	41.022	1:08.163	37.387	172.0	7:25.910	3	<b>2:22.497</b>	40.050	<b>1:05.504</b>	36.943	176.9	7:09.822
4	2:26.258	41.069	1:07.947	<b>37.242</b>	172.4	9:52.168	4	2:22.899	40.066	1:05.915	36.918	176.4	9:32.721
5	<u>2:25.251</u>	40.674	1:07.466	37.111	173.6	12:17.419	5	2:23.466	40.203	1:06.097	37.166	175.7	11:56.187
6	<u>2:25.180</u>	40.733	1:07.138	37.309	173.7	14:42.599	6	2:23.583	40.135	1:06.452	36.996	175.6	14:19.770
7	2:25.472	40.771	<b>1:07.012</b>	37.689	173.3	17:08.071	7	2:23.602	40.283	1:06.130	37.189	175.6	16:43.372
8	2:25.570	40.741	1:07.260	37.569	173.2	19:33.641	8	2:23.584	40.080	1:06.345	37.159	175.6	19:06.956
9	2:25.795	41.014	1:07.306	37.475	172.9	21:59.436	9	2:23.267	40.179	1:06.186	36.902	176.0	21:30.223
10	<b>2:25.416</b>	40.911	1:07.075	37.430	173.4	24:24.852	10	2:23.873	40.231	1:06.270	37.372	175.3	23:54.096
11	<u>2:26.663</u>	40.798	1:08.019	37.846	171.9	26:51.515	11	2:23.722	40.203	1:06.419	37.100	175.4	26:17.818
12	2:26.520	<b>40.701</b>	1:07.623	38.196	172.1	29:18.035	12	2:23.485	40.129	1:06.337	37.019	175.7	28:41.303
13	2:27.694	41.194	1:08.000	38.500	170.7	31:45.729	13	2:23.903	40.153	1:06.459	37.291	175.2	31:05.206
<b>13</b>	<b>Alexander TAUSCHER</b> Allied-Racing Porsche 911 GT3 Cup DEU						<b>22</b> <b>Alessandro GHIRETTI</b> Martinet by Alméras Porsche 911 GT3 Cup FRA						
1	2:33.876	47.008	1:09.139	37.729	161.0	2:33.876	1	<u>2:32.965</u>	46.577	1:08.938	37.450	162.0	2:32.965
2	<u>2:26.198</u>	40.944	1:07.926	37.328	172.5	5:00.074	2	<u>2:24.173</u>	40.415	1:06.523	37.235	174.9	4:57.138
3	2:25.298	40.735	1:07.040	37.523	173.5	7:25.372	3	<b>2:23.348</b>	40.301	1:06.192	36.855	175.9	7:20.486
4	2:23.892	40.385	<b>1:06.435</b>	37.072	175.2	9:49.264	4	<u>2:32.269</u>	40.168	1:15.122	36.979	165.6	9:52.755
5	<b>2:23.764</b>	<b>40.293</b>	1:06.459	<b>37.012</b>	175.4	12:13.028	5	<b>2:23.291</b>	<b>40.034</b>	1:06.363	36.894	176.0	12:16.046
6	2:24.330	40.297	1:06.556	37.477	174.7	14:37.358	6	<u>2:23.254</u>	40.197	<b>1:06.173</b>	36.884	176.0	14:39.300
7	2:25.593	40.498	1:07.708	37.387	173.2	17:02.951	7	2:25.045	40.058	1:06.441	38.546	173.8	17:04.345
8	2:26.634	40.504	1:08.320	37.810	172.0	19:29.585	8	2:26.205	40.541	1:07.214	38.450	172.5	19:30.550
9	2:25.766	40.609	1:07.169	37.988	173.0	21:55.351	9	2:24.923	40.603	1:06.822	37.498	174.0	21:55.473
10	2:25.158	40.803	1:07.032	37.323	173.7	24:20.509	10	<u>2:24.809</u>	40.241	1:07.161	37.407	174.1	24:20.282
11	2:25.428	40.483	1:07.184	37.761	173.4	26:45.937	11	<u>2:25.152</u>	40.301	1:07.211	37.640	173.7	26:45.434
12	2:25.835	40.517	1:07.436	37.882	172.9	29:11.772	12	<u>2:24.533</u>	40.356	1:07.016	37.161	174.5	29:09.967
13	<u>2:26.659</u>	41.424	1:08.034	37.201	171.9	31:38.431	13	2:23.981	40.344	1:06.784	<b>36.853</b>	175.1	31:33.948
<b>15</b>	<b>Philipp SAGER</b> Dinamic Motorsport Porsche 911 GT3 Cup AUS						<b>23</b> <b>Aaron LOVE</b> Pierre Martinet by Alméras Porsche 911 GT3 Cup AUS						
1	<u>2:36.096</u>	47.437	1:10.478	38.181	158.7	2:36.096	1	<u>2:28.870</u>	44.098	1:07.599	37.173	166.4	2:28.870
2	<u>2:26.421</u>	40.950	1:07.683	37.788	172.2	5:02.517	2	<u>2:24.602</u>	40.387	1:07.219	36.996	174.4	4:53.472
3	<u>2:26.888</u>	40.790	1:08.293	37.805	171.7	7:29.405	3	<b>2:23.648</b>	<b>40.016</b>	<b>1:06.501</b>	<b>37.131</b>	175.5	7:17.120
4	2:26.741	<b>40.498</b>	1:08.403	37.840	171.8	9:56.146							
5	<u>2:27.262</u>	40.749	1:08.787	37.726	171.2	12:23.408							
6	<u>2:26.132</u>	41.251	<b>1:07.445</b>	37.436	172.5	14:49.540							




### Porsche Carrera Cup France 6 Hours of Spa-Francorchamps Race 1

#### Sector Analysis

— Invalidated Lap    ■ Personal Best    ■ Session Best    B Crossing the pit lane

Lap	Time	Sector 1	Sector 2	Sector 3	Kph	Elapsed	Lap	Time	Sector 1	Sector 2	Sector 3	Kph	Elapsed	
4	2:24.610	40.923	1:06.529	37.158	174.4	9:41.730	6	<u>2:24.097</u>	40.285	1:06.420	37.392	175.0	14:25.702	
5	<u>4:33.041</u>	41.667	2:09.143	1:42.231	92.3	14:14.771	7	<u>2:24.371</u>	40.317	1:06.529	37.525	174.6	16:50.073	
<b>24</b>	<b>Mathieu MARTINS</b>	FRA						8	2:24.110	40.195	1:06.609	37.306	175.0	19:14.183
	Pierre Martinet by Alméras	Porsche 911 GT3 Cup						9	2:24.681	40.323	1:06.821	37.537	174.3	21:38.864
1	2:33.395	46.803	1:09.047	37.545	161.5	2:33.395	10	<u>2:25.372</u>	40.353	1:07.487	37.532	173.4	24:04.236	
2	2:25.211	40.759	1:07.170	37.282	173.6	4:58.606	11	2:24.668	40.327	1:07.048	37.293	174.3	26:28.904	
3	<b>2:23.802</b>	40.399	<b>1:06.487</b>	<b>36.916</b>	175.3	7:22.408	12	<u>2:25.935</u>	41.417	1:07.212	37.306	172.8	28:54.839	
4	2:24.283	40.407	1:06.826	37.050	174.8	9:46.691	13	2:24.754	40.359	1:07.078	37.317	174.2	31:19.593	
5	2:24.660	<b>40.106</b>	1:07.236	37.318	174.3	12:11.351	<b>38</b>	<b>Sébastien DUSSOLLIER</b>	FRA					
6	2:24.996	40.780	1:06.952	37.264	173.9	14:36.347		ABM	Porsche 911 GT3 Cup					
7	2:24.907	40.620	1:06.930	37.357	174.0	17:01.254	1	2:34.856	47.102	1:09.465	38.289	160.0	2:34.856	
8	2:26.501	40.807	1:08.102	37.592	172.1	19:27.755	2	2:26.784	41.172	1:07.848	37.764	171.8	5:01.640	
9	2:27.117	41.013	1:08.324	37.780	171.4	21:54.872	3	2:26.129	<b>40.715</b>	1:07.263	38.151	172.5	7:27.769	
10	<u>2:24.715</u>	40.400	1:07.150	37.165	174.2	24:19.587	4	2:27.182	40.788	1:08.254	38.140	171.3	9:54.951	
11	<u>2:25.572</u>	40.426	1:07.569	37.577	173.2	26:45.159	5	2:26.213	40.887	1:07.748	37.578	172.4	12:21.164	
12	2:26.530	41.054	1:07.374	38.102	172.1	29:11.689	6	2:26.640	42.429	<b>1:06.748</b>	37.463	171.9	14:47.804	
13	2:27.386	41.521	1:08.741	37.124	171.1	31:39.075	7	2:26.219	41.098	1:07.389	37.732	172.4	17:14.023	
<b>28</b>	<b>Patrick CHARLAIX</b>	FRA						8	2:26.303	41.422	1:07.252	37.629	172.3	19:40.326
	TFT Racing	Porsche 911 GT3 Cup						9	2:25.581	40.916	1:07.210	37.455	173.2	22:05.907
1	2:45.614	51.497	1:12.764	41.353	149.6	2:45.614	10	2:25.713	41.189	1:07.049	37.475	173.0	24:31.620	
2	2:37.777	44.087	1:12.829	<b>40.861</b>	159.8	5:23.391	11	<b>2:25.461</b>	41.009	1:07.003	<b>37.449</b>	173.3	26:57.081	
3	<b>2:37.236</b>	43.684	<b>1:12.633</b>	40.919	160.4	8:00.627	12	2:25.900	40.803	1:07.107	37.990	172.8	29:22.981	
4	2:38.027	<b>43.527</b>	1:13.416	41.084	159.6	10:38.654	13	2:27.542	41.161	1:07.831	38.550	170.9	31:50.523	
5	2:39.901	44.456	1:13.874	41.571	157.7	13:18.555	<b>44</b>	<b>Clément MATEU</b>	FRA					
6	2:38.162	44.105	1:13.091	40.966	159.4	15:56.717		CLRT	Porsche 911 GT3 Cup					
7	2:39.697	44.722	1:13.462	41.513	157.9	18:36.414	1	2:35.110	47.243	1:10.050	37.817	159.7	2:35.110	
8	2:39.849	44.486	1:13.578	41.785	157.7	21:16.263	2	2:25.864	40.828	1:07.533	<b>37.503</b>	172.9	5:00.974	
9	2:40.846	44.279	1:13.497	43.070	156.8	23:57.109	3	2:26.320	40.570	1:07.541	38.209	172.3	7:27.294	
10	2:52.473	47.577	1:19.831	45.065	146.2	26:49.582	4	2:27.140	40.557	1:08.452	38.131	171.4	9:54.434	
11	2:49.502	48.170	1:19.420	41.912	148.8	29:39.084	5	2:25.982	40.536	1:07.755	37.691	172.7	12:20.416	
12	2:44.180	44.829	1:15.877	43.474	153.6	32:23.264	6	<u>2:36.097</u>	50.655	1:07.645	37.797	161.5	14:56.513	
<b>29</b>	<b>Louis PERROT</b>	FRA						7	<b>2:25.802</b>	40.621	1:07.591	37.590	172.9	17:22.315
	TFT Racing	Porsche 911 GT3 Cup						8	<u>2:25.958</u>	40.421	1:07.730	37.807	172.7	19:48.273
1	<u>2:28.456</u>	43.932	1:07.404	37.120	166.9	2:28.456	9	<u>2:25.874</u>	40.535	1:07.760	37.579	172.8	22:14.147	
2	2:24.077	39.987	1:07.210	<b>36.880</b>	175.0	4:52.533	10	<u>2:26.112</u>	40.626	1:07.548	37.938	172.6	24:40.259	
3	<b>2:23.720</b>	40.007	1:06.692	37.021	175.4	7:16.253	11	2:26.296	<b>40.260</b>	1:08.076	37.960	172.4	27:06.555	
4	2:23.871	40.075	<b>1:06.628</b>	37.168	175.3	9:40.124	12	<u>2:25.448</u>	40.430	<b>1:07.470</b>	37.548	173.4	29:32.003	
5	2:25.555	40.139	1:08.287	37.129	173.2	12:05.679	13	2:27.238	40.755	1:08.170	38.313	171.2	31:59.241	
6	2:24.134	<b>39.983</b>	1:07.043	37.108	174.9	14:29.813	<b>53</b>	<b>Arthur MATHIEU</b>	FRA					
7	2:24.193	40.353	1:06.686	37.154	174.9	16:54.006		Martinet by Alméras	Porsche 911 GT3 Cup					
8	<u>2:24.246</u>	40.110	1:06.794	37.342	174.8	19:18.252	1	2:31.545	45.145	1:08.767	37.633	163.5	2:31.545	
9	2:24.145	40.101	1:06.709	37.335	174.9	21:42.397	2	2:25.955	40.911	1:06.779	38.265	172.8	4:57.500	
10	2:24.450	40.308	1:06.720	37.422	174.6	24:06.847	3	<b>2:24.407</b>	40.545	1:06.661	<b>37.201</b>	174.6	7:21.907	
11	2:24.819	40.269	1:07.107	37.443	174.1	26:31.666	4	<u>2:24.251</u>	<b>40.269</b>	<b>1:06.486</b>	37.496	174.8	9:46.158	
12	2:24.311	40.069	1:06.961	37.281	174.7	28:55.977	5	<u>2:25.042</u>	40.324	1:07.108	37.610	173.8	12:11.200	
13	2:25.069	40.056	1:07.151	37.862	173.8	31:21.046	6	2:24.823	40.627	1:06.604	37.592	174.1	14:36.023	
<b>33</b>	<b>Evan SPENLE</b>	FRA						7	2:25.904	40.749	1:07.932	37.223	172.8	17:01.927
	CLRT	Porsche 911 GT3 Cup						8	2:25.814	40.505	1:07.206	38.103	172.9	19:27.741
1	2:27.508	43.243	1:07.118	37.147	168.0	2:27.508	9	2:26.278	40.949	1:07.770	37.559	172.4	21:54.019	
2	2:23.440	40.301	1:06.184	<b>36.955</b>	175.8	4:50.948	10	2:25.078	40.716	1:07.068	37.294	173.8	24:19.097	
3	<b>2:23.400</b>	<b>40.191</b>	<b>1:06.064</b>	37.145	175.8	7:14.348	11	2:25.626	40.740	1:07.261	37.625	173.1	26:44.723	
4	2:23.431	40.251	1:06.193	36.987	175.8	9:37.779	12	2:26.475	40.526	1:07.932	38.017	172.1	29:11.198	
5	2:23.826	40.380	1:06.202	37.244	175.3	12:01.605	13	2:32.147	46.390	1:07.512	38.245	165.7	31:43.345	




### Porsche Carrera Cup France 6 Hours of Spa-Francorchamps Race 1

#### Sector Analysis

— Invalidated Lap   ■ Personal Best   ■ Session Best   B Crossing the pit lane

Lap	Time	Sector 1	Sector 2	Sector 3	Kph	Elapsed	Lap	Time	Sector 1	Sector 2	Sector 3	Kph	Elapsed
<b>59</b> Maxence MAURICE FRA IMS Performance Porsche 911 GT3 Cup							7 2:25.545 40.362 1:07.632 37.551 173.2 17:00.988						
1	2:32.300	46.349	1:08.369	37.582	162.7	2:32.300	8	<u>2:29.916</u>	40.917	1:09.844	39.155	168.2	19:30.904
2	<u>2:26.682</u>	41.072	1:07.724	37.886	171.9	4:58.982	9	<u>2:26.466</u>	40.876	1:07.579	38.011	172.2	21:57.370
3	2:27.953	40.853	1:07.882	39.218	170.4	7:26.935	10	2:26.311	40.656	1:07.662	37.993	172.3	24:23.681
4	2:27.071	40.799	1:08.380	37.892	171.4	9:54.006	11	2:26.840	40.671	1:08.061	38.108	171.7	26:50.521
5	2:25.747	40.653	1:07.413	37.681	173.0	12:19.753	12	<u>2:26.868</u>	40.741	1:08.054	38.073	171.7	29:17.389
6	<b>2:25.724</b>	40.867	<b>1:07.220</b>	37.637	173.0	14:45.477	13	<u>2:27.516</u>	40.747	1:08.660	38.109	170.9	31:44.905
7	2:25.909	<b>40.542</b>	1:07.638	37.729	172.8	17:11.386	<b>99</b> Marvin KLEIN FRA CLRT Porsche 911 GT3 Cup						
8	2:26.319	40.900	1:07.593	37.826	172.3	19:37.705	1	2:26.002	42.639	1:06.477	36.886	169.7	2:26.002
9	2:26.242	40.963	1:07.541	37.738	172.4	22:03.947	2	2:22.745	40.045	<b>1:06.057</b>	<b>36.643</b>	176.6	4:48.747
10	2:25.919	40.945	1:07.398	<b>37.576</b>	172.8	24:29.866	3	<b>2:22.679</b>	<b>39.885</b>	1:06.119	36.675	176.7	7:11.426
11	2:25.997	40.805	1:07.339	37.853	172.7	26:55.863	4	2:23.069	40.018	1:06.137	36.914	176.2	9:34.495
12	2:27.029	40.761	1:07.611	38.657	171.5	29:22.892	5	2:24.767	40.002	1:07.752	37.013	174.2	11:59.262
13	2:27.350	41.131	1:07.508	38.711	171.1	31:50.242	6	2:23.296	39.951	1:06.408	36.937	176.0	14:22.558
<b>73</b> Sébastien POISSON FRA ABM Porsche 911 GT3 Cup							7	2:23.990	40.138	1:06.374	37.478	175.1	16:46.548
1	2:36.806	48.733	1:09.856	38.217	158.0	2:36.806	8	2:23.954	40.226	1:06.580	37.148	175.2	19:10.502
2	2:27.174	41.764	1:07.689	37.721	171.3	5:03.980	9	2:23.348	39.942	1:06.350	37.056	175.9	21:33.850
3	2:26.365	41.017	<b>1:07.673</b>	37.675	172.3	7:30.345	10	2:24.718	40.235	1:06.969	37.514	174.2	23:58.568
4	2:27.228	<b>40.685</b>	1:09.022	37.521	171.3	9:57.573	11	2:25.414	40.417	1:06.789	38.208	173.4	26:23.982
5	2:26.854	40.746	1:08.337	37.771	171.7	12:24.427	12	2:24.136	40.376	1:06.586	37.174	174.9	28:48.118
6	2:26.722	41.238	1:07.784	37.700	171.8	14:51.149	13	2:24.470	40.295	1:06.864	37.311	174.5	31:12.588
7	2:27.100	41.370	1:08.113	37.617	171.4	17:18.249	<b>666</b> Stéphane LOUARD FRA ABM Porsche 911 GT3 Cup						
8	2:26.410	41.051	1:07.772	37.587	172.2	19:44.659	1	<u>2:43.286</u>	50.014	<b>1:12.064</b>	41.208	151.7	2:43.286
9	2:27.241	41.172	1:08.507	37.562	171.2	22:11.900	2	2:37.894	43.864	1:13.327	40.703	159.7	5:21.180
10	2:26.196	40.888	1:07.702	37.606	172.5	24:38.096	3	2:37.610	43.839	1:12.785	40.986	160.0	7:58.790
11	<b>2:26.029</b>	40.856	1:07.761	<b>37.412</b>	172.7	27:04.125	4	2:36.859	43.632	1:12.912	40.315	160.7	10:35.649
12	2:27.388	41.130	1:08.236	38.022	171.1	29:31.513	5	<b>2:36.343</b>	<b>43.190</b>	1:12.873	<b>40.280</b>	161.3	13:11.992
13	<u>2:28.003</u>	41.551	1:08.765	37.687	170.4	31:59.516	6	2:36.526	43.767	1:12.437	40.322	161.1	15:48.518
<b>74</b> Victor BLUGEON FRA ABM Porsche 911 GT3 Cup							7	<u>2:38.494</u>	43.561	1:13.325	41.608	159.1	18:27.012
1	2:27.908	42.705	1:08.042	37.161	167.5	2:27.908	8	2:38.209	43.567	1:13.666	40.976	159.4	21:05.221
2	2:23.579	40.481	1:06.229	36.869	175.6	4:51.487	9	<u>2:39.667</u>	43.923	1:13.504	42.240	157.9	23:44.888
3	<b>2:23.193</b>	40.260	<b>1:06.098</b>	<b>36.835</b>	176.1	7:14.680	10	<u>2:41.624</u>	43.940	1:14.231	43.453	156.0	26:26.512
4	2:23.701	40.306	1:06.164	37.231	175.5	9:38.381	11	2:42.121	45.609	1:14.467	42.045	155.5	29:08.633
5	<u>2:23.543</u>	40.313	1:06.125	37.105	175.7	12:01.924	12	2:42.794	45.683	1:15.161	41.950	154.9	31:51.427
6	2:24.277	40.246	1:06.689	37.342	174.8	14:26.201	<b>911</b> Christophe LAPIERRE FRA Pierre Martinet by Alméras Porsche 911 GT3 Cup						
7	<u>2:24.411</u>	40.331	1:06.531	37.549	174.6	16:50.612	1	2:36.391	48.267	1:09.981	38.143	158.4	2:36.391
8	2:25.458	40.439	1:06.906	38.113	173.3	19:16.070	2	2:26.446	40.917	1:07.892	37.637	172.2	5:02.837
9	2:23.899	<b>40.124</b>	1:06.558	37.217	175.2	21:39.969	3	2:27.032	40.730	1:08.498	37.804	171.5	7:29.869
10	2:24.586	40.316	1:06.905	37.365	174.4	24:04.555	4	2:26.799	<b>40.210</b>	1:08.747	37.842	171.8	9:56.668
11	2:25.160	40.288	1:07.236	37.636	173.7	26:29.715	5	2:27.120	40.491	1:08.881	37.748	171.4	12:23.788
12	<u>2:25.575</u>	40.811	1:07.174	37.590	173.2	28:55.290	6	<b>2:26.235</b>	41.079	<b>1:07.567</b>	<b>37.589</b>	172.4	14:50.023
13	<u>2:25.389</u>	40.133	1:07.515	37.741	173.4	31:20.679	7	<u>2:26.311</u>	40.516	1:08.007	37.788	172.3	17:16.334
<b>88</b> Ugo GAZIL FRA CLRT Porsche 911 GT3 Cup							8	2:26.578	40.891	1:07.794	37.893	172.0	19:42.912
1	<u>2:30.635</u>	45.196	1:08.213	37.226	164.5	2:30.635	9	<u>2:26.691</u>	40.792	1:07.953	37.946	171.9	22:09.603
2	<b>2:25.088</b>	40.445	1:07.242	<b>37.401</b>	173.8	4:55.723	10	2:26.241	40.645	1:07.731	37.865	172.4	24:35.844
3	<u>2:24.448</u>	40.190	<b>1:06.947</b>	37.311	174.6	7:20.171	11	2:26.637	40.999	1:07.814	37.824	171.9	27:02.481
4	2:25.122	<b>40.176</b>	1:07.510	37.436	173.7	9:45.293	12	2:27.027	40.642	1:08.142	38.243	171.5	29:29.508
5	2:25.296	40.442	1:07.392	37.462	173.5	12:10.589	13	<u>2:27.162</u>	41.422	1:07.953	37.787	171.3	31:56.670
6	<u>2:24.854</u>	40.313	1:07.203	37.338	174.1	14:35.443	<b>999</b> Bastian BUUS DNK Allied-Racing Porsche 911 GT3 Cup						



### Porsche Carrera Cup France 6 Hours of Spa-Francorchamps Race 1

#### Sector Analysis

— Invalidated Lap    ■ Personal Best    ■ Session Best    B Crossing the pit lane

Lap	Time	Sector 1	Sector 2	Sector 3	Kph	Elapsed	Lap	Time	Sector 1	Sector 2	Sector 3	Kph	Elapsed
1	2:29.279	44.661	1:07.402	37.216	166.0	2:29.279							
2	2:24.607	40.316	1:07.121	37.170	174.4	4:53.886							
3	2:23.505	<b>39.953</b>	1:06.509	37.043	175.7	7:17.391							
4	<b>2:23.184</b>	40.102	1:06.290	<b>36.792</b>	176.1	9:40.575							
5	2:24.204	40.037	1:07.374	36.793	174.9	12:04.779							
6	2:23.283	40.217	<b>1:06.249</b>	36.817	176.0	14:28.062							
7	2:23.413	40.147	1:06.309	36.957	175.8	16:51.475							
8	2:24.067	40.166	1:06.692	37.209	175.0	19:15.542							
9	2:23.590	40.091	1:06.393	37.106	175.6	21:39.132							
10	2:24.596	40.348	1:06.928	37.320	174.4	24:03.728							
11	2:23.800	40.187	1:06.468	37.145	175.3	26:27.528							
12	2:24.087	40.481	1:06.466	37.140	175.0	28:51.615							
13	2:24.062	40.184	1:06.713	37.165	175.0	31:15.677							