


Porsche Carrera Cup France 6 Hours of Spa-Francorchamps Race 2

Sector Analysis

— Invalidated Lap ■ Personal Best ■ Session Best B Crossing the pit lane

Lap	Time	Sector 1	Sector 2	Sector 3	Kph	Elapsed	Lap	Time	Sector 1	Sector 2	Sector 3	Kph	Elapsed	
7	Jérôme BOULLERY FRA							7	2:26.182	41.106	1:07.552	37.524	172.5	17:18.363
	Racing Technology Porsche 911 GT3 Cup							8	2:26.297	40.854	1:07.824	37.619	172.3	19:44.660
1	2:30.786	44.739	1:08.422	37.625	164.3	2:30.786	9	2:25.956	40.982	1:07.535	37.439	172.8	22:10.616	
2	2:24.455	40.296	1:07.357	36.802	174.5	4:55.241	10	2:26.693	41.098	1:07.913	37.682	171.9	24:37.309	
3	2:24.110	40.399	1:06.757	36.954	175.0	7:19.351	11	2:27.974	41.326	1:07.934	38.714	170.4	27:05.283	
4	2:24.999	40.429	1:07.228	37.342	173.9	9:44.350	12	2:54.014 B	1:07.333	1:08.730	37.951	144.9	29:59.297	
5	2:24.965	40.918	1:06.833	37.214	173.9	12:09.315	13	2:27.829	41.009	1:08.778	38.042	170.6	32:27.126	
6	2:24.432	40.392	1:06.809	37.231	174.6	14:33.747								
7	2:24.422	40.285	1:06.752	37.385	174.6	16:58.169								
8	2:25.003	40.746	1:06.881	37.376	173.9	19:23.172								
9	2:24.732	40.500	1:06.951	37.281	174.2	21:47.904								
10	2:25.192	40.532	1:07.067	37.593	173.7	24:13.096								
11	2:25.472	40.707	1:07.192	37.573	173.3	26:38.568								
12	2:25.877	40.742	1:07.493	37.642	172.8	29:04.445								
13	2:27.189	41.125	1:08.452	37.612	171.3	31:31.634								
11	Syvain NOËL FRA							16	Simone IAQUINTA ITA					
	Racing Technology Porsche 911 GT3 Cup								Dinamic Motorsport Porsche 911 GT3 Cup					
1	2:31.138	45.266	1:08.203	37.669	163.9	2:31.138	1	3:06.496	1:20.482	1:08.672	37.342	132.8	3:06.496	
2	2:25.899	40.874	1:07.826	37.199	172.8	4:57.037	2	2:23.044	40.484	1:05.991	36.569	176.3	5:29.540	
3	2:25.014	40.585	1:07.461	36.968	173.9	7:22.051	3	2:25.615	42.439	1:06.362	36.814	173.2	7:55.155	
4	2:24.896	40.425	1:07.044	37.427	174.0	9:46.947	4	2:23.455	40.145	1:06.518	36.792	175.8	10:18.610	
5	2:24.997	40.951	1:06.984	37.062	173.9	12:11.944	5	2:24.148	40.213	1:05.833	38.102	174.9	12:42.758	
6	2:24.700	40.562	1:06.843	37.295	174.3	14:36.644	6	2:22.624	40.194	1:05.763	36.667	176.8	15:05.382	
7	2:26.271	40.761	1:08.165	37.345	172.4	17:02.915	7	2:22.950	40.173	1:05.895	36.882	176.4	17:28.332	
8	2:26.063	40.886	1:07.599	37.578	172.6	19:28.978	8	2:22.592	40.084	1:05.755	36.753	176.8	19:50.924	
9	2:25.269	40.949	1:06.879	37.441	173.6	21:54.247	9	2:24.715	41.254	1:06.217	37.244	174.2	22:15.639	
10	2:25.497	41.004	1:07.286	37.207	173.3	24:19.744	10	2:24.311	39.945	1:07.059	37.307	174.7	24:39.950	
11	2:24.890	40.909	1:06.848	37.133	174.0	26:44.634	11	2:24.432	40.263	1:06.702	37.467	174.6	27:04.382	
12	2:24.837	40.786	1:06.792	37.259	174.1	29:09.471	12	2:23.909	40.059	1:06.563	37.287	175.2	29:28.291	
13	2:25.342	40.784	1:07.230	37.328	173.5	31:34.813	13	2:24.925	40.245	1:06.809	37.871	174.0	31:53.216	
13	Alexander TAUSCHER DEU							19	Dorian BOCCOLACCI FRA					
	Allied-Racing Porsche 911 GT3 Cup								Martinet by Alméras Porsche 911 GT3 Cup					
1	2:35.135	47.712	1:09.731	37.692	159.7	2:35.135	1	2:25.396	42.147	1:06.460	36.789	170.4	2:25.396	
2	2:25.487	40.524	1:07.434	37.529	173.3	5:00.622	2	2:22.923	40.349	1:05.776	36.798	176.4	4:48.319	
3	2:24.762	40.395	1:06.992	37.375	174.2	7:25.384	3	2:22.802	40.204	1:05.813	36.785	176.6	7:11.121	
4	2:24.732	40.467	1:06.588	37.677	174.2	9:50.116	4	2:22.677	40.243	1:05.642	36.792	176.7	9:33.798	
5	2:23.727	40.389	1:06.285	37.053	175.4	12:13.843	5	2:22.571	40.201	1:05.775	36.595	176.9	11:56.369	
6	2:23.971	40.381	1:06.482	37.108	175.1	14:37.814	6	2:22.513	40.052	1:05.790	36.671	176.9	14:18.882	
7	2:25.464	40.418	1:07.560	37.486	173.3	17:03.278	7	2:22.694	40.064	1:05.848	36.782	176.7	16:41.576	
8	2:24.132	40.547	1:06.555	37.030	174.9	19:27.410	8	2:22.832	40.165	1:05.697	36.970	176.5	19:04.408	
9	2:23.767	40.494	1:06.266	37.007	175.4	21:51.177	9	2:22.816	40.058	1:06.022	36.736	176.5	21:27.224	
10	2:24.423	40.493	1:06.624	37.306	174.6	24:15.600	10	2:22.971	40.200	1:06.026	36.745	176.4	23:50.195	
11	2:25.315	40.518	1:07.373	37.424	173.5	26:40.915	11	2:23.397	40.158	1:06.210	37.029	175.8	26:13.592	
12	2:25.818	40.717	1:07.364	37.737	172.9	29:06.733	12	2:23.862	40.335	1:06.283	37.244	175.3	28:37.454	
13	2:26.112	40.505	1:07.347	38.260	172.6	31:32.845	13	2:24.050	40.465	1:06.552	37.033	175.0	31:01.504	
15	Philipp SAGER AUS							22	Alessandro GHIRETTI FRA					
	Dinamic Motorsport Porsche 911 GT3 Cup								Martinet by Alméras Porsche 911 GT3 Cup					
1	2:36.260	46.319	1:11.802	38.139	158.5	2:36.260	1	2:32.721	47.334	1:07.968	37.419	162.2	2:32.721	
2	2:27.292	41.192	1:08.358	37.742	171.2	5:03.552	2	2:24.687	40.353	1:07.113	37.221	174.3	4:57.408	
3	2:27.060	40.773	1:08.573	37.714	171.5	7:30.612	3	2:24.076	40.325	1:06.587	37.164	175.0	7:21.484	
4	2:28.104	40.966	1:09.096	38.042	170.2	9:58.716	4	2:22.948	40.139	1:05.992	36.817	176.4	9:44.432	
5	2:27.049	41.532	1:07.445	38.072	171.5	12:25.765	5	2:23.281	40.235	1:06.182	36.864	176.0	12:07.713	
6	2:26.416	41.064	1:07.961	37.391	172.2	14:52.181	6	2:22.659	40.178	1:05.755	36.726	176.7	14:30.372	
							7	2:22.762	40.032	1:06.009	36.721	176.6	16:53.134	
							8	2:23.423	40.099	1:06.382	36.942	175.8	19:16.557	
							9	2:23.907	40.114	1:06.400	37.393	175.2	21:40.464	
							10	2:25.201	41.337	1:06.878	36.986	173.6	24:05.665	
							11	2:22.846	40.050	1:05.924	36.872	176.5	26:28.511	
							12	2:23.658	40.112	1:06.428	37.118	175.5	28:52.169	
							13	2:23.746	40.275	1:06.208	37.263	175.4	31:15.915	

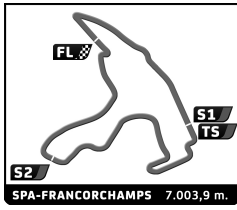


Porsche Carrera Cup France 6 Hours of Spa-Francorchamps Race 2

Sector Analysis

— Invalidated Lap ■ Personal Best ■ Session Best B Crossing the pit lane

Lap	Time	Sector 1	Sector 2	Sector 3	Kph	Elapsed	Lap	Time	Sector 1	Sector 2	Sector 3	Kph	Elapsed	
23	Aaron LOVE AUS Pierre Martinet by Alméras Porsche 911 GT3 Cup							13	<u>2:24.007</u>	40.134	1:06.650	37.223	175.1	31:06.885
1	<u>2:29.603</u>	44.644	1:08.115	36.844	165.6	2:29.603								
2	<u>2:23.930</u>	40.434	1:06.643	36.853	175.2	4:53.533								
3	<u>2:23.787</u>	40.206	1:06.596	36.985	175.4	7:17.320								
4	2:23.437	40.061	1:06.301	37.075	175.8	9:40.757								
5	2:23.531	40.201	1:06.417	36.913	175.7	12:04.288								
6	2:23.298	40.220	1:06.177	36.901	176.0	14:27.586								
7	<u>2:23.840</u>	40.026	1:06.570	37.244	175.3	16:51.426								
8	2:24.655	41.155	1:06.643	36.857	174.3	19:16.081								
9	<u>2:24.306</u>	40.167	1:06.542	37.597	174.7	21:40.387								
10	2:26.459	41.287	1:07.815	37.357	172.2	24:06.846								
11	2:24.507	40.198	1:06.852	37.457	174.5	26:31.353								
12	2:24.645	40.258	1:07.136	37.251	174.3	28:55.998								
13	2:24.470	40.192	1:06.741	37.537	174.5	31:20.468								
33	Evan SPENLE FRA CLRT Porsche 911 GT3 Cup													
1	2:28.077	44.038	1:06.946	37.093	167.3	2:28.077								
2	2:23.669	40.597	1:06.310	36.762	175.5	4:51.746								
3	<u>2:23.505</u>	40.425	1:06.227	36.853	175.7	7:15.251								
4	2:23.564	40.362	1:06.272	36.930	175.6	9:38.815								
5	<u>2:23.140</u>	40.151	1:06.135	36.854	176.2	12:01.955								
6	2:23.846	40.161	1:06.359	37.326	175.3	14:25.801								
7	2:23.790	40.908	1:05.960	36.922	175.4	16:49.591								
8	2:23.465	40.299	1:06.114	37.052	175.8	19:13.056								
9	2:23.716	40.263	1:06.474	36.979	175.4	21:36.772								
10	2:23.938	40.318	1:06.521	37.099	175.2	24:00.710								
11	2:24.926	40.472	1:07.286	37.168	174.0	26:25.636								
12	2:24.907	40.449	1:07.116	37.342	174.0	28:50.543								
13	2:24.576	40.448	1:06.758	37.370	174.4	31:15.119								
38	Sébastien DUSSOLLIET FRA ABM Porsche 911 GT3 Cup													
1	2:35.686	47.156	1:09.978	38.552	159.1	2:35.686								
2	2:25.860	40.848	1:07.434	37.578	172.9	5:01.546								
3	2:25.685	40.972	1:07.404	37.309	173.1	7:27.231								
4	2:26.031	40.692	1:07.814	37.525	172.7	9:53.262								
5	2:25.982	40.661	1:07.907	37.414	172.7	12:19.244								
6	2:25.251	40.951	1:06.959	37.341	173.6	14:44.495								
7	2:25.447	40.767	1:07.315	37.365	173.4	17:09.942								
8	2:25.957	40.870	1:07.493	37.594	172.8	19:35.899								
9	2:26.217	41.103	1:07.493	37.621	172.4	22:02.116								
10	2:26.064	40.981	1:07.322	37.761	172.6	24:28.180								
11	2:26.218	40.989	1:07.357	37.872	172.4	26:54.398								
12	2:26.420	41.065	1:07.494	37.861	172.2	29:20.818								
13	<u>2:28.870</u>	41.566	1:09.316	37.988	169.4	31:49.688								
44	Clément MATEU FRA CLRT Porsche 911 GT3 Cup													
1	2:32.504	45.777	1:09.030	37.697	162.5	2:32.504								
2	<u>2:27.759</u>	41.381	1:08.957	37.421	170.6	5:00.263								
3	<u>2:26.559</u>	40.748	1:07.900	37.911	172.0	7:26.822								
4	2:26.182	40.989	1:07.589	37.604	172.5	9:53.004								
5	2:25.686	40.656	1:07.620	37.410	173.1	12:18.690								
6	2:24.691	40.585	1:06.876	37.230	174.3	14:43.381								
7	<u>2:32.104</u>	40.539	1:07.319	44.246	165.8	17:15.485								
8	2:26.531	40.889	1:08.050	37.592	172.1	19:42.016								
9	2:25.847	40.653	1:07.561	37.633	172.9	22:07.863								
10	2:25.959	40.576	1:07.726	37.657	172.7	24:33.822								
11	2:25.924	40.691	1:07.612	37.621	172.8	26:59.746								
12	2:26.769	40.809	1:08.123	37.837	171.8	29:26.515								
13	2:26.404	40.662	1:07.774	37.968	172.2	31:52.919								
53	Arthur MATHIEU FRA Martinet by Alméras Porsche 911 GT3 Cup													
1	<u>2:30.471</u>	44.415	1:08.542	37.514	164.6	2:30.471								
2	2:26.286	40.540	1:07.991	37.755	172.4	4:56.757								
3	<u>2:24.921</u>	40.485	1:06.690	37.746	174.0	7:21.678								
4	2:24.783	40.567	1:06.686	37.530	174.2	9:46.461								
5	2:24.477	40.496	1:06.641	37.340	174.5	12:10.938								



Porsche Carrera Cup France 6 Hours of Spa-Francorchamps Race 2

Sector Analysis

— Invalidated Lap ■ Personal Best ■ Session Best B Crossing the pit lane

Lap	Time	Sector 1	Sector 2	Sector 3	Kph	Elapsed
6	2:25.401	40.507	1:07.282	37.612	173.4	14:36.339
7	2:24.659	40.402	1:07.003	37.254	174.3	17:00.998
8	2:24.112	40.310	1:06.560	37.242	175.0	19:25.110
9	2:24.607	40.404	1:06.763	37.440	174.4	21:49.717
10	2:24.897	40.198	1:07.120	37.579	174.0	24:14.614
11	2:25.455	40.464	1:07.697	37.294	173.3	26:40.069
12	<u>2:26.183</u>	40.562	1:08.057	37.564	172.5	29:06.252
13	2:26.695	40.416	1:07.682	38.597	171.9	31:32.947

59 Maxence MAURICE						
IMS Performance				Porsche 911 GT3 Cup		
FRA						
Lap	Time	Sector 1	Sector 2	Sector 3	Kph	Elapsed
1	2:33.386	45.937	1:09.074	38.375	161.5	2:33.386
2	2:25.271	40.492	1:07.470	37.309	173.6	4:58.657
3	2:26.069	40.666	1:08.450	36.953	172.6	7:24.726
4	<u>2:25.750</u>	40.499	1:06.933	38.318	173.0	9:50.476
5	<u>2:24.970</u>	40.635	1:07.121	37.214	173.9	12:15.446
6	2:25.132	40.676	1:07.102	37.354	173.7	14:40.578
7	2:25.927	40.750	1:07.516	37.661	172.8	17:06.505
8	2:25.591	40.753	1:07.325	37.513	173.2	19:32.096
9	2:25.462	40.741	1:07.362	37.359	173.3	21:57.558
10	2:26.111	41.190	1:07.572	37.349	172.6	24:23.669
11	<u>2:25.730</u>	40.784	1:07.526	37.420	173.0	26:49.399
12	<u>2:25.695</u>	40.883	1:07.361	37.451	173.1	29:15.094
13	<u>2:25.305</u>	40.746	1:07.187	37.372	173.5	31:40.399

73 Sébastien POISSON						
ABM				Porsche 911 GT3 Cup		
FRA						
Lap	Time	Sector 1	Sector 2	Sector 3	Kph	Elapsed
1	2:37.440	47.809	1:11.047	38.584	157.4	2:37.440
2	2:27.045	41.808	1:07.580	37.657	171.5	5:04.485
3	2:27.881	41.218	1:07.940	38.723	170.5	7:32.366
4	<u>2:26.911</u>	41.185	1:08.044	37.682	171.6	9:59.277
5	<u>2:27.207</u>	41.380	1:07.762	38.065	171.3	12:26.484
6	2:26.349	41.127	1:07.775	37.447	172.3	14:52.833
7	<u>2:26.119</u>	40.694	1:07.879	37.546	172.6	17:18.952
8	2:26.730	40.753	1:07.911	38.066	171.8	19:45.682
9	2:26.671	41.130	1:07.694	37.847	171.9	22:12.353
10	<u>2:28.785</u>	41.553	1:08.491	38.741	169.5	24:41.138
11	2:27.556	41.468	1:08.364	37.724	170.9	27:08.694
12	2:27.593	41.109	1:08.172	38.312	170.8	29:36.287
13	2:32.876	41.480	1:08.650	42.746	164.9	32:09.163

74 Victor BLUEGEON						
ABM				Porsche 911 GT3 Cup		
FRA						
Lap	Time	Sector 1	Sector 2	Sector 3	Kph	Elapsed
1	2:27.178	43.715	1:06.442	37.021	168.3	2:27.178
2	2:23.447	40.499	1:06.425	36.523	175.8	4:50.625
3	2:23.533	40.303	1:06.461	36.769	175.7	7:14.158
4	2:23.626	40.412	1:06.484	36.730	175.6	9:37.784
5	2:23.614	40.374	1:06.328	36.912	175.6	12:01.398
6	2:23.427	40.357	1:06.179	36.891	175.8	14:24.825
7	2:23.601	40.403	1:06.281	36.917	175.6	16:48.426
8	2:23.196	40.161	1:06.218	36.817	176.1	19:11.622
9	2:23.913	40.357	1:06.502	37.054	175.2	21:35.535
10	<u>2:23.649</u>	40.389	1:06.334	36.926	175.5	23:59.184
11	<u>2:23.689</u>	40.398	1:06.213	37.078	175.5	26:22.873
12	2:24.227	40.375	1:06.899	36.953	174.8	28:47.100
13	2:24.196	40.352	1:06.774	37.070	174.9	31:11.296

88 Ugo GAZIL						
CLRT				Porsche 911 GT3 Cup		
FRA						
Lap	Time	Sector 1	Sector 2	Sector 3	Kph	Elapsed
1	3:13.733	1:19.030	1:15.148	39.555	127.9	3:13.733
2	2:27.562	41.790	1:08.413	37.359	170.9	5:41.295
3	<u>2:24.278</u>	40.790	1:06.567	36.921	174.8	8:05.573
4	2:23.729	40.474	1:06.518	36.737	175.4	10:29.302
5	2:27.977	41.104	1:09.783	37.090	170.4	12:57.279
6	2:24.015	40.550	1:06.493	36.972	175.1	15:21.294
7	2:23.694	40.520	1:06.187	36.987	175.5	17:44.988
8	2:23.854	40.590	1:06.369	36.895	175.3	20:08.842
9	2:24.073	40.600	1:06.453	37.020	175.0	22:32.915
10	2:24.271	40.672	1:06.410	37.189	174.8	24:57.186
11	<u>2:24.768</u>	40.659	1:06.858	37.251	174.2	27:21.954
12	2:25.663	40.651	1:07.588	37.424	173.1	29:47.617
13	2:26.286	40.857	1:07.367	38.062	172.4	32:13.903


99 Marvin KLEIN						
CLRT				Porsche 911 GT3 Cup		
FRA						
Lap	Time	Sector 1	Sector 2	Sector 3	Kph	Elapsed
1	2:25.833	42.412	1:06.687	36.734	169.9	2:25.833
2	2:23.016	40.142	1:06.197	36.677	176.3	4:48.849
3	<u>2:22.841</u>	40.005	1:06.079	36.757	176.5	7:11.690
4	2:23.062	40.147	1:06.183	36.732	176.2	9:34.752
5	2:22.452	39.814	1:05.902	36.736	177.0	11:57.204
6	2:22.553	39.986	1:05.834	36.733	176.9	14:19.757
7	2:22.633	39.945	1:06.022	36.666	176.8	16:42.390
8	<u>2:23.002</u>	39.980	1:06.132	36.890	176.3	19:05.392
9	2:23.137	40.001	1:06.164	36.972	176.2	21:28.529
10	2:23.125	40.189	1:05.997	36.939	176.2	23:51.654
11	2:23.089	39.968	1:06.266	36.855	176.2	26:14.743
12	2:24.155	40.319	1:06.942	36.894	174.9	28:38.898
13	2:24.662	40.244	1:06.731	37.687	174.3	31:03.560

666 Stéphane LOUARD						
ABM				Porsche 911 GT3 Cup		
FRA						
Lap	Time	Sector 1	Sector 2	Sector 3	Kph	Elapsed
1	<u>2:41.397</u>	50.674	1:11.913	38.810	153.5	2:41.397
2	<u>2:34.299</u>	43.295	1:11.760	39.244	163.4	5:15.696
3	2:34.368	43.134	1:11.902	39.332	163.3	7:50.064
4	2:36.351	43.898	1:12.557	39.896	161.3	10:26.415
5	2:36.771	43.485	1:13.003	40.283	160.8	13:03.186
6	<u>2:36.308</u>	44.017	1:12.460	39.831	161.3	15:39.494
7	2:36.812	43.644	1:13.151	40.017	160.8	18:16.306
8	2:37.136	43.602	1:13.637	39.897	160.5	20:53.442
9	2:36.940	43.652	1:13.300	39.988	160.7	23:30.382
10	<u>2:39.331</u>	44.037	1:13.163	42.131	158.3	26:09.713

911 Christophe LAPIERRE						
Pierre Martinet by Alméras				Porsche 911 GT3 Cup		
FRA						
Lap	Time	Sector 1	Sector 2	Sector 3	Kph	Elapsed
1	2:36.519	47.903	1:10.493	38.123	158.3	2:36.519
2	<u>2:27.437</u>	41.080	1:08.617	37.740	171.0	5:03.956
3	<u>2:27.012</u>	40.448	1:08.782	37.782	171.5	7:30.968
4	<u>2:26.360</u>	40.691	1:08.321	37.348	172.3	9:57.328
5	2:25.225	40.542	1:07.446	37.237	173.6	12:22.553
6	<u>2:26.166</u>	40.954	1:07.279	37.933	172.5	14:48.719
7	2:25.357	40.495	1:07.244	37.618	173.5	17:14.076
8	2:25.710	40.961	1:07.318	37.431	173.0	19:39.786
9	2:25.167	40.701	1:06.991	37.475	173.7	22:04.953

PORSCHE

CARRERA CUP FRANCE



Porsche Carrera Cup France 6 Hours of Spa-Francorchamps Race 2

Sector Analysis

— Invalidated Lap ■ Personal Best ■ Session Best B Crossing the pit lane

Lap	Time	Sector 1	Sector 2	Sector 3	Kph	Elapsed	Lap	Time	Sector 1	Sector 2	Sector 3	Kph	Elapsed
10	2:25.531	40.933	1:07.262	37.336	173.3	24:30.484							
11	2:25.555	40.801	1:07.458	37.296	173.2	26:56.039							
12	2:25.834	40.798	1:07.454	37.582	172.9	29:21.873							
13	<u>2:27.542</u>	40.459	1:09.007	38.076	170.9	31:49.415							

999 Bastian BUUS DNK
Allied-Racing Porsche 911 GT3 Cup

1	<u>2:31.555</u>	46.354	1:08.213	36.988	163.5	2:31.555							
2	<u>2:24.884</u>	40.351	1:07.404	37.129	174.0	4:56.439							
3	<u>2:23.362</u>	40.156	1:06.378	36.828	175.9	7:19.801							
4	2:22.792	40.055	1:05.985	36.752	176.6	9:42.593							
5	2:22.636	39.939	1:05.979	36.718	176.8	12:05.229							
6	2:22.796	39.874	1:06.129	36.793	176.6	14:28.025							
7	2:23.514	39.880	1:06.578	37.056	175.7	16:51.539							
8	<u>2:22.890</u>	40.368	1:05.918	36.604	176.5	19:14.429							
9	2:22.946	40.006	1:06.109	36.831	176.4	21:37.375							
10	2:23.629	40.092	1:06.512	37.025	175.6	24:01.004							
11	<u>2:24.180</u>	40.217	1:06.382	37.581	174.9	26:25.184							
12	<u>2:23.537</u>	40.047	1:06.350	37.140	175.7	28:48.721							
13	2:23.251	39.948	1:06.387	36.916	176.0	31:11.972							