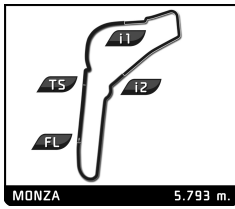


FIA WEC 6 Hours of Monza Race

Pit Stop Analysis

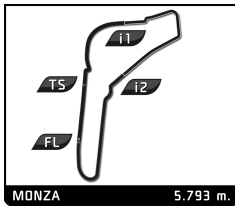
No	In Time	In Driver	Out Time	Out Driver	Pit Time	T. Pit Time	No	In Time	In Driver	Out Time	Out Driver	Pit Time	T. Pit Time
1	Richard Mille Racing Team Oreca 07 - Gibson LMP2						5	15:27:20.510	S. BOURDAIS	15:28:37.593	S. BOURDAIS	1:17.083	5:51.691
1	12:19:48.162	C. MILESI	12:20:33.412	C. MILESI	45.250	45.250	6	16:05:59.333	S. BOURDAIS	16:07:04.902	S. BOURDAIS	1:05.569	6:57.260
2	13:04:16.535	C. MILESI	13:05:19.407	C. MILESI	1:02.872	1:48.122	7	16:42:49.084	S. BOURDAIS	16:44:06.918	N. MÜLLER	1:17.834	8:15.094
3	13:41:06.217	C. MILESI	13:42:28.204	L. WADOUX	1:21.987	3:10.109	8	17:28:31.427	N. MÜLLER	17:29:34.541	N. MÜLLER	1:03.114	9:18.208
4	14:26:00.416	L. WADOUX	14:27:03.667	L. WADOUX	1:03.251	4:13.360	21 AF Corse Ferrari 488 GTE Evo LMGTE Am						
5	14:50:32.207	L. WADOUX	14:51:46.090	P. CHATIN	1:13.883	5:27.243	1	13:13:43.167	C. ULRICH	13:15:02.759	C. ULRICH	1:19.592	1:19.592
6	15:30:54.182	P. CHATIN	15:31:57.136	P. CHATIN	1:02.954	6:30.197	2	13:56:23.934	C. ULRICH	13:57:35.450	S. MANN	1:11.516	2:31.108
7	15:56:25.751	P. CHATIN	16:09:10.753	P. CHATIN	12:45.002	19:15.199	3	14:52:51.489	S. MANN	14:54:00.116	S. MANN	1:08.627	3:39.735
8	16:12:01.245	P. CHATIN	17:14:06.041	P. CHATIN	1:02:04.796	1:21:19.995	4	15:55:40.990	S. MANN	15:56:55.338	T. VILANDER	1:14.348	4:54.083
9	17:17:37.447	P. CHATIN	17:18:58.786	L. WADOUX	1:21.339	1:22:41.334	5	16:55:10.604	T. VILANDER	16:56:30.160	T. VILANDER	1:19.556	6:13.639
10	17:48:01.069	L. WADOUX	17:49:36.595	L. WADOUX	1:35.526	1:24:16.860	6	17:57:23.206	T. VILANDER	17:58:00.160	T. VILANDER	36.954	6:50.593
7	Toyota Gazoo Racing Toyota GR010 HYBRID HYPERCAR H						22 United Autosports USA Oreca 07 - Gibson LMP2						
1	12:14:43.602	J. LOPEZ	12:15:22.969	J. LOPEZ	39.367	39.367	1	12:19:30.234	W. OWEN	12:20:15.886	W. OWEN	45.652	45.652
2	13:18:06.382	J. LOPEZ	13:19:10.370	J. LOPEZ	1:03.988	1:43.355	2	13:05:52.654	W. OWEN	13:07:16.888	F. ALBUQUERQUE	1:24.234	2:09.886
3	13:56:24.416	J. LOPEZ	13:57:38.943	M. CONWAY	1:14.527	2:57.882	3	13:42:41.180	F. ALBUQUERQUE	13:43:47.427	F. ALBUQUERQUE	1:06.247	3:16.133
4	14:50:22.125	M. CONWAY	14:51:26.661	M. CONWAY	1:04.536	4:02.418	4	14:26:52.689	F. ALBUQUERQUE	14:27:57.689	F. ALBUQUERQUE	1:05.000	4:21.133
5	15:43:07.643	M. CONWAY	15:44:25.618	K. KOBAYASHI	1:17.975	5:20.393	5	15:20:33.767	F. ALBUQUERQUE	15:21:52.326	P. HANSON	1:18.559	5:39.692
6	16:32:24.467	K. KOBAYASHI	16:33:28.843	K. KOBAYASHI	1:04.376	6:24.769	6	15:39:41.489	P. HANSON	15:54:13.120	P. HANSON	14:31.631	20:11.323
7	16:50:37.321	K. KOBAYASHI	16:52:07.827	K. KOBAYASHI	1:30.506	7:55.275	7	16:29:45.746	P. HANSON	16:30:48.993	P. HANSON	1:03.247	21:14.570
8	17:22:04.624	K. KOBAYASHI	17:24:03.848	K. KOBAYASHI	1:59.224	9:54.499	8	17:13:43.376	P. HANSON	17:15:00.649	W. OWEN	1:17.273	22:31.843
9	17:45:33.025	K. KOBAYASHI	17:46:17.299	K. KOBAYASHI	44.274	10:38.773	9	17:50:41.279	W. OWEN	17:51:27.540	W. OWEN	46.261	23:18.104
8	Toyota Gazoo Racing Toyota GR010 HYBRID HYPERCAR H						23 United Autosports USA Oreca 07 - Gibson LMP2						
1	12:19:02.354	S. BUEMI	12:19:41.892	S. BUEMI	39.538	39.538	1	12:27:27.549	A. LYNN	12:28:21.512	J. PIERSON	53.963	53.963
2	13:16:39.783	S. BUEMI	13:18:13.556	S. BUEMI	1:33.773	2:13.311	2	13:08:01.456	J. PIERSON	13:09:05.963	J. PIERSON	1:04.507	1:58.470
3	13:53:38.117	S. BUEMI	13:54:36.159	B. HARTLEY	58.042	3:11.353	3	13:43:24.233	J. PIERSON	13:44:43.562	O. JARVIS	1:19.329	3:17.799
4	14:50:28.483	B. HARTLEY	14:51:35.423	B. HARTLEY	1:06.940	4:18.293	4	14:27:46.587	O. JARVIS	14:28:51.429	O. JARVIS	1:04.842	4:22.641
5	15:41:32.980	B. HARTLEY	15:42:45.218	B. HARTLEY	1:12.238	5:30.531	5	14:50:37.837	O. JARVIS	14:51:25.373	O. JARVIS	47.536	5:10.177
6	16:30:30.563	B. HARTLEY	16:31:48.550	R. HIRAKAWA	1:17.987	6:48.518	6	15:30:51.663	O. JARVIS	15:32:09.794	A. LYNN	1:18.131	6:28.308
7	17:25:22.038	R. HIRAKAWA	17:26:19.818	R. HIRAKAWA	57.780	7:46.298	7	16:07:43.469	A. LYNN	16:08:46.958	A. LYNN	1:03.489	7:31.797
						28 JOTA Oreca 07 - Gibson LMP2							
1	12:19:40.702	L. DELETRAZ	12:20:25.646	L. DELETRAZ	44.944	44.944	1	12:27:07.436	O. RASMUSSEN	12:27:56.104	O. RASMUSSEN	48.668	48.668
2	13:05:49.285	L. DELETRAZ	13:06:53.901	L. DELETRAZ	1:04.616	1:49.560	2	13:09:37.474	O. RASMUSSEN	13:10:55.971	E. JONES	1:18.497	2:07.165
3	13:42:31.545	L. DELETRAZ	13:43:51.914	L. COLOMBO	1:20.369	3:09.929	3	13:46:27.994	E. JONES	13:47:32.732	E. JONES	1:04.738	3:11.903
4	14:26:53.666	L. COLOMBO	14:27:55.989	L. COLOMBO	1:02.323	4:12.252	4	14:32:37.220	E. JONES	14:33:55.931	J. ABERDEIN	1:18.711	4:30.614
5	15:22:18.156	L. COLOMBO	15:23:33.867	R. KUBICA	1:15.711	5:27.963	5	15:25:38.517	J. ABERDEIN	15:26:41.947	J. ABERDEIN	1:03.430	5:34.044
6	15:59:10.335	R. KUBICA	16:00:15.069	R. KUBICA	1:04.734	6:32.697	6	16:02:16.256	J. ABERDEIN	16:03:32.714	E. JONES	1:16.458	6:50.502
7	16:05:23.731	R. KUBICA	16:05:48.993	R. KUBICA	25.262	6:57.959	7	16:39:12.437	E. JONES	16:40:29.937	J. ABERDEIN	1:17.500	8:08.002
8	16:36:25.615	R. KUBICA	16:37:47.962	L. DELETRAZ	1:22.347	8:20.306	8	16:53:19.270	J. ABERDEIN	16:54:06.907	J. ABERDEIN	47.637	8:55.639
9	16:54:55.262	L. DELETRAZ	16:55:38.192	L. DELETRAZ	42.930	9:03.236	9	17:35:27.009	J. ABERDEIN	17:36:23.312	J. ABERDEIN	56.303	9:51.942
10	17:32:30.142	L. DELETRAZ	17:33:41.157	L. DELETRAZ	1:11.015	10:14.251	31 WRT Oreca 07 - Gibson LMP2						
1	12:26:54.569	R. CULLEN	12:27:44.456	R. CULLEN	49.887	49.887	1	12:15:33.417	S. GELAE	12:16:21.940	S. GELAE	48.523	48.523
2	13:09:37.033	R. CULLEN	13:11:00.553	N. MÜLLER	1:23.520	2:13.407	2	13:02:48.576	S. GELAE	13:04:16.904	R. RAST	1:28.328	2:16.851
3	13:46:31.214	N. MÜLLER	13:47:34.209	N. MÜLLER	1:02.995	3:16.402	3	13:39:46.137	R. RAST	13:40:51.644	R. RAST	1:05.507	3:22.358
4	14:32:38.233	N. MÜLLER	14:33:56.439	S. BOURDAIS	1:18.206	4:34.608							



FIA WEC 6 Hours of Monza Race

Pit Stop Analysis

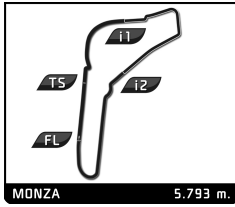
No	In Time	In Driver	Out Time	Out Driver	Pit Time	T. Pit Time	No	In Time	In Driver	Out Time	Out Driver	Pit Time	T. Pit Time
4	14:25:52.793	R. RAST	14:27:14.802	R. FRIJNS	1:22.009	4:44.367	7	16:11:13.164	A. DA COSTA	16:12:31.559	W. STEVENS	1:18.395	7:53.852
5	15:18:51.302	R. FRIJNS	15:19:55.121	R. FRIJNS	1:03.819	5:48.186	8	16:48:05.954	W. STEVENS	16:49:11.202	W. STEVENS	1:05.248	8:59.100
6	15:26:53.836	R. FRIJNS	15:28:21.793	R. FRIJNS	1:27.957	7:16.143	9	17:31:52.124	W. STEVENS	17:32:57.301	W. STEVENS	1:05.177	10:04.277
7	15:31:41.373	R. FRIJNS	15:39:37.191	R. FRIJNS	7:55.818	15:11.961	41 Realteam by WRT Oreca 07 - Gibson LMP2						
8	16:15:21.820	R. FRIJNS	16:16:27.897	S. GELAEL	1:06.077	16:18.038	1	12:19:41.452	R. ANDRADE	12:20:27.713	R. ANDRADE	46.261	46.261
9	16:37:02.344	S. GELAEL	16:42:52.206	S. GELAEL	5:49.862	22:07.900	2	13:04:20.917	R. ANDRADE	13:05:38.500	F. HABSBURG	1:17.583	2:03.844
10	17:24:08.084	S. GELAEL	17:25:10.403	S. GELAEL	1:02.319	23:10.219	3	13:41:02.220	F. HABSBURG	13:42:07.058	F. HABSBURG	1:04.838	3:08.682
33 TF Sport Aston Martin Vantage AMR LMGTE Am							4	14:25:06.511	F. HABSBURG	14:26:09.906	F. HABSBURG	1:03.395	4:12.077
1	13:09:29.791	B. KEATING	13:10:52.163	B. KEATING	1:22.372	1:22.372	5	15:20:36.636	F. HABSBURG	15:21:55.525	N. NATO	1:18.889	5:30.966
2	13:53:34.730	B. KEATING	13:54:45.282	H. CHAVES	1:10.552	2:32.924	6	15:57:27.040	N. NATO	15:58:30.626	N. NATO	1:03.586	6:34.552
3	14:29:43.905	H. CHAVES	14:31:03.543	H. CHAVES	1:19.638	3:52.562	7	16:34:07.644	N. NATO	16:35:26.107	F. HABSBURG	1:18.463	7:53.015
34 Inter Europol Competition Oreca 07 - Gibson LMP2							8	16:53:18.757	F. HABSBURG	16:54:02.833	F. HABSBURG	44.076	8:37.091
1	12:27:36.463	J. SMIECHOWSKI	12:28:24.980	J. SMIECHOWSKI	48.517	48.517	9	17:31:52.621	F. HABSBURG	17:32:53.222	F. HABSBURG	1:00.601	9:37.692
2	13:10:02.332	J. SMIECHOWSKI	13:11:22.942	A. BRUNDLE	1:20.610	2:09.127	44 ARC Bratislava Oreca 07 - Gibson LMP2 P/A						
3	13:47:12.145	A. BRUNDLE	13:48:16.495	A. BRUNDLE	1:04.350	3:13.477	1	12:28:20.479	M. KONOPKA	12:29:14.266	M. KONOPKA	53.787	53.787
4	14:33:20.352	A. BRUNDLE	14:34:45.896	E. GUTIERREZ	1:25.544	4:39.021	2	13:09:20.249	M. KONOPKA	13:10:43.619	M. BECHE	1:23.370	2:17.157
5	15:23:58.765	E. GUTIERREZ	15:25:02.427	E. GUTIERREZ	1:03.662	5:42.683	3	13:31:00.935	M. BECHE	13:31:25.926	M. BECHE	24.991	2:42.148
6	16:00:37.885	E. GUTIERREZ	16:01:43.328	E. GUTIERREZ	1:05.443	6:48.126	4	13:46:37.712	M. BECHE	13:47:49.618	M. BECHE	1:11.906	3:54.054
7	16:37:30.126	E. GUTIERREZ	16:38:50.721	A. BRUNDLE	1:20.595	8:08.721	5	14:09:03.913	M. BECHE	14:09:28.960	M. BECHE	25.047	4:19.101
8	17:23:27.009	A. BRUNDLE	17:24:31.245	A. BRUNDLE	1:04.236	9:12.957	6	14:31:35.893	M. BECHE	14:33:05.991	T. VAN DER HELM	1:30.098	5:49.199
35 Ultimate Oreca 07 - Gibson LMP2 P/A							7	14:52:39.417	T. VAN DER HELM	14:53:22.268	T. VAN DER HELM	42.851	6:32.050
1	12:27:50.877	F. HERIAU	12:28:39.852	F. HERIAU	48.975	48.975	8	15:30:52.525	T. VAN DER HELM	15:32:11.029	T. VAN DER HELM	1:18.504	7:50.554
2	13:10:22.425	F. HERIAU	13:11:35.679	J. LAHAYE	1:13.254	2:02.229	9	16:06:15.069	T. VAN DER HELM	16:07:39.670	M. BECHE	1:24.601	9:15.155
3	13:47:31.888	J. LAHAYE	13:48:41.419	J. LAHAYE	1:09.531	3:11.760	10	16:43:04.318	M. BECHE	16:44:12.793	M. BECHE	1:08.475	10:23.630
4	14:33:47.998	J. LAHAYE	14:35:04.119	M. LAHAYE	1:16.121	4:27.881	11	16:54:10.405	M. BECHE	16:54:53.287	M. BECHE	42.882	11:06.512
5	15:24:03.814	M. LAHAYE	15:25:10.637	M. LAHAYE	1:06.823	5:34.704	12	17:32:17.914	M. BECHE	17:33:34.868	T. VAN DER HELM	1:16.954	12:23.466
6	16:01:17.521	M. LAHAYE	16:02:37.101	J. LAHAYE	1:19.580	6:54.284	45 Algarve Pro Racing Oreca 07 - Gibson LMP2 P/A						
7	16:38:23.921	J. LAHAYE	16:39:28.980	J. LAHAYE	1:05.059	7:59.343	1	12:20:20.232	S. THOMAS	12:21:07.581	S. THOMAS	47.349	47.349
8	16:55:21.744	J. LAHAYE	16:56:15.045	J. LAHAYE	53.301	8:52.644	2	13:02:22.880	S. THOMAS	13:03:41.373	J. ALLEN	1:18.493	2:05.842
9	17:32:57.178	J. LAHAYE	17:33:55.949	M. LAHAYE	58.771	9:51.415	3	13:39:10.597	J. ALLEN	13:40:16.951	J. ALLEN	1:06.354	3:12.196
36 Alpine ELF Team Alpine A480 - Gibson HYPERCAR							4	14:00:16.118	J. ALLEN	14:01:01.942	J. ALLEN	45.824	3:58.020
1	12:30:11.470	M. VAXIVIERE	12:30:56.892	M. VAXIVIERE	45.422	45.422	5	14:50:37.218	J. ALLEN	14:52:23.175	R. BINDER	1:45.957	5:43.977
2	13:19:42.293	M. VAXIVIERE	13:20:59.673	A. NEGRÃO	1:17.380	2:02.802	6	15:30:55.923	R. BINDER	15:32:21.962	R. BINDER	1:26.039	7:10.016
3	13:56:35.258	A. NEGRÃO	13:57:32.925	A. NEGRÃO	57.667	3:00.469	7	16:08:11.144	R. BINDER	16:09:30.443	J. ALLEN	1:19.299	8:29.315
4	14:50:22.806	A. NEGRÃO	14:51:45.083	N. LAPIERRE	1:22.277	4:22.746	8	16:45:17.161	J. ALLEN	16:46:20.860	J. ALLEN	1:03.699	9:33.014
5	15:43:12.985	N. LAPIERRE	15:44:18.615	N. LAPIERRE	1:05.630	5:28.376	9	17:31:07.709	J. ALLEN	17:32:06.403	J. ALLEN	58.694	10:31.708
6	16:30:28.565	N. LAPIERRE	16:31:47.891	M. VAXIVIERE	1:19.326	6:47.702	46 Team Project 1 Porsche 911 RSR - 19 LMGTE Am						
7	17:25:14.142	M. VAXIVIERE	17:26:13.917	M. VAXIVIERE	59.775	7:47.477	1	12:18:31.424	N. LEUTWILER	12:19:15.893	N. LEUTWILER	44.469	44.469
38 JOTA Oreca 07 - Gibson LMP2							2	13:29:03.221	N. LEUTWILER	13:30:27.115	N. LEUTWILER	1:23.894	2:08.363
1	12:16:04.926	W. STEVENS	12:16:55.375	R. GONZALEZ	50.449	50.449	3	13:57:32.689	N. LEUTWILER	13:58:41.792	M. PEDERSEN	1:09.103	3:17.466
2	13:04:55.196	R. GONZALEZ	13:06:00.906	R. GONZALEZ	1:05.710	1:56.159	4	15:09:22.285	M. PEDERSEN	15:10:41.719	M. PEDERSEN	1:19.434	4:36.900
3	13:42:08.982	R. GONZALEZ	13:43:28.488	W. STEVENS	1:19.506	3:15.665	5	16:07:01.509	M. PEDERSEN	16:08:21.631	M. CAIROLI	1:20.122	5:57.022
4	14:26:31.680	W. STEVENS	14:27:36.967	W. STEVENS	1:05.287	4:20.952	6	16:55:41.044	M. CAIROLI	16:56:52.142	M. CAIROLI	1:11.098	7:08.120
5	14:50:48.760	W. STEVENS	14:51:57.844	A. DA COSTA	1:09.084	5:30.036	7	17:55:38.427	M. CAIROLI	17:56:12.919	M. CAIROLI	34.492	7:42.612
6	15:32:39.051	A. DA COSTA	15:33:44.472	A. DA COSTA	1:05.421	6:35.457	51 AF Corse Ferrari 488 GT Evo LMGTE Pro						



FIA WEC 6 Hours of Monza Race

Pit Stop Analysis

No	In Time	In Driver	Out Time	Out Driver	Pit Time	T. Pit Time	No	In Time	In Driver	Out Time	Out Driver	Pit Time	T. Pit Time
1	12:12:49.210	A. PIER GUIDI	12:13:28.395	A. PIER GUIDI	39.185	39.185	64 Corvette Racing Chevrolet Corvette C8.R LMGTE Pro						
2	13:28:07.079	A. PIER GUIDI	13:29:18.985	A. PIER GUIDI	1:11.906	1:51.091	1	12:17:10.717	N. TANDY	12:17:49.691	N. TANDY	38.974	38.974
3	13:56:56.835	A. PIER GUIDI	13:57:53.392	J. CALADO	56.557	2:47.648	2	13:28:14.627	N. TANDY	13:29:39.902	N. TANDY	1:25.275	2:04.249
4	14:50:12.084	J. CALADO	14:51:11.984	J. CALADO	59.900	3:47.548	3	13:58:00.696	N. TANDY	13:58:59.688	T. MILNER	58.992	3:03.241
5	15:57:41.935	J. CALADO	15:58:57.827	A. PIER GUIDI	1:15.892	5:03.440	4	14:50:15.242	T. MILNER	14:51:22.668	T. MILNER	1:07.426	4:10.667
6	16:29:21.220	A. PIER GUIDI	16:29:54.435	A. PIER GUIDI	33.215	5:36.655	5	15:55:59.026	T. MILNER	15:57:16.804	N. TANDY	1:17.778	5:28.445
7	16:54:36.637	A. PIER GUIDI	16:55:43.047	A. PIER GUIDI	1:06.410	6:43.065	6	16:53:37.015	N. TANDY	16:54:44.282	N. TANDY	1:07.267	6:35.712
8	17:57:47.937	A. PIER GUIDI	17:58:21.039	A. PIER GUIDI	33.102	7:16.167	71 Spirit of Race Ferrari 488 GTE Evo LMGTE Am						
52 AF Corse Ferrari 488 GTE Evo LMGTE Pro							1	12:14:13.280	F. DEZOTEUX	12:14:52.340	F. DEZOTEUX	39.060	39.060
1	12:29:01.372	A. FUOCO	12:29:38.930	A. FUOCO	37.558	37.558	2	13:29:04.027	F. DEZOTEUX	13:30:28.894	P. RAGUES	1:24.867	2:03.927
2	13:28:13.100	A. FUOCO	13:29:23.816	A. FUOCO	1:10.716	1:48.274	3	13:56:08.666	P. RAGUES	13:56:53.864	P. RAGUES	45.198	2:49.125
3	13:57:06.100	A. FUOCO	13:58:02.068	M. MOLINA	55.968	2:44.242	4	14:50:49.693	P. RAGUES	14:52:24.892	F. DEZOTEUX	1:35.199	4:24.324
4	14:50:13.205	M. MOLINA	14:51:13.696	M. MOLINA	1:00.491	3:44.733	5	15:07:54.522	F. DEZOTEUX	15:08:28.019	F. DEZOTEUX	33.497	4:57.821
5	15:57:45.533	M. MOLINA	15:58:58.710	A. FUOCO	1:13.177	4:57.910	6	15:10:19.439	F. DEZOTEUX	15:11:19.639	G. AUBRY	1:00.200	5:58.021
6	16:53:27.558	A. FUOCO	16:54:31.728	A. FUOCO	1:04.170	6:02.080	7	16:11:27.137	G. AUBRY	16:12:45.248	G. AUBRY	1:18.111	7:16.132
7	17:57:19.562	A. FUOCO	17:57:53.833	A. FUOCO	34.271	6:36.351	8	16:53:22.996	G. AUBRY	16:54:29.206	P. RAGUES	1:06.210	8:22.342
54 AF Corse Ferrari 488 GTE Evo LMGTE Am							9	17:56:43.446	P. RAGUES	17:57:16.416	P. RAGUES	32.970	8:55.312
1	12:15:12.339	T. FLOHR	12:15:53.757	T. FLOHR	41.418	41.418	77 Dempsey - Proton Racing Porsche 911 RSR - 19 LMGTE Am						
2	13:29:30.637	T. FLOHR	13:30:50.975	F. CASTELLACCI	1:20.338	2:01.756	1	12:30:14.850	C. RIED	12:31:01.237	C. RIED	46.387	46.387
3	14:44:48.967	F. CASTELLACCI	14:45:23.910	F. CASTELLACCI	34.943	2:36.699	2	13:13:49.612	C. RIED	13:15:01.106	C. RIED	1:11.494	1:57.881
4	14:50:53.012	F. CASTELLACCI	14:52:18.203	F. CASTELLACCI	1:25.191	4:01.890	3	13:59:29.596	C. RIED	14:00:44.007	S. PRIAULX	1:14.411	3:12.292
5	15:46:05.908	F. CASTELLACCI	15:46:31.124	F. CASTELLACCI	25.216	4:27.106	4	14:50:41.216	S. PRIAULX	14:51:49.500	S. PRIAULX	1:08.284	4:20.576
6	15:53:50.319	F. CASTELLACCI	15:55:07.579	N. CASSIDY	1:17.260	5:44.366	5	15:51:25.783	S. PRIAULX	15:52:45.488	H. TINCKNELL	1:19.705	5:40.281
7	16:50:42.393	N. CASSIDY	16:51:55.117	N. CASSIDY	1:12.724	6:57.090	6	16:53:26.976	H. TINCKNELL	16:54:47.330	H. TINCKNELL	1:20.354	7:00.635
8	17:38:59.280	N. CASSIDY	17:40:07.405	T. FLOHR	1:08.125	8:05.215	7	17:52:55.450	H. TINCKNELL	17:53:30.331	H. TINCKNELL	34.881	7:35.516
9	17:53:07.680	T. FLOHR	17:53:32.869	T. FLOHR	25.189	8:30.404	83 AF Corse Oreca 07 - Gibson LMP2 P/A						
56 Team Project 1 Porsche 911 RSR - 19 LMGTE Am							1	12:16:03.142	F. PERRODC	12:16:48.806	F. PERRODC	45.664	45.664
1	12:00:08.251	B. IRIBE	12:02:29.108	B. IRIBE	2:20.857	2:20.857	2	12:32:29.944	F. PERRODC	12:33:08.385	F. PERRODC	38.441	1:24.105
2	12:14:54.458	B. IRIBE	12:15:57.338	B. BARNICOAT	1:02.880	3:23.737	3	13:10:24.884	F. PERRODC	13:11:40.118	N. NIELSEN	1:15.234	2:39.339
3	12:27:40.592	B. BARNICOAT	12:28:18.134	B. BARNICOAT	37.542	4:01.279	4	13:47:16.311	N. NIELSEN	13:48:21.223	N. NIELSEN	1:04.912	3:44.251
4	13:34:15.362	B. BARNICOAT	13:35:34.866	O. MILLROY	1:19.504	5:20.783	5	13:59:14.561	N. NIELSEN	13:59:51.115	N. NIELSEN	36.554	4:20.805
5	13:59:59.602	O. MILLROY	14:00:44.716	O. MILLROY	45.114	6:05.897	6	14:43:33.225	N. NIELSEN	14:44:46.015	N. NIELSEN	1:12.790	5:33.595
6	14:50:42.951	O. MILLROY	14:51:53.474	B. IRIBE	1:10.523	7:16.420	7	14:50:47.398	N. NIELSEN	14:52:24.261	A. ROVERA	1:36.863	7:10.458
7	15:53:08.499	B. IRIBE	15:54:28.266	B. IRIBE	1:19.767	8:36.187	8	15:09:01.769	A. ROVERA	15:09:27.139	A. ROVERA	25.370	7:35.828
8	16:50:48.381	B. IRIBE	16:52:06.390	O. MILLROY	1:18.009	9:54.196	9	15:16:13.983	A. ROVERA	15:16:49.165	A. ROVERA	35.182	8:11.010
9	17:57:27.009	O. MILLROY	17:58:05.730	O. MILLROY	38.721	10:32.917	10	15:32:03.282	A. ROVERA	15:33:07.865	A. ROVERA	1:04.583	9:15.593
60 Iron Lynx Ferrari 488 GTE Evo LMGTE Am							11	16:08:48.640	A. ROVERA	16:10:06.829	N. NIELSEN	1:18.189	10:33.782
1	12:19:08.501	C. SCHIAVONI	12:19:50.017	C. SCHIAVONI	41.516	41.516	12	16:45:38.969	N. NIELSEN	16:47:02.236	N. NIELSEN	1:23.267	11:57.049
2	12:31:55.692	C. SCHIAVONI	12:32:35.758	C. SCHIAVONI	40.066	1:21.582	13	17:29:41.295	N. NIELSEN	17:30:45.802	N. NIELSEN	1:04.507	13:01.556
3	13:37:17.210	C. SCHIAVONI	13:38:13.957	C. SCHIAVONI	56.747	2:18.329	85 Iron Dames Ferrari 488 GTE Evo LMGTE Am						
4	13:54:04.430	C. SCHIAVONI	13:55:08.182	M. CRESSONI	1:03.752	3:22.081	1	12:29:56.403	S. BOVY	12:30:40.498	S. BOVY	44.095	44.095
5	14:50:27.329	M. CRESSONI	14:51:34.553	M. CRESSONI	1:07.224	4:29.305	2	13:11:41.866	S. BOVY	13:12:46.528	S. BOVY	1:04.662	1:48.757
6	15:53:11.998	M. CRESSONI	15:54:27.591	G. FISICHELLA	1:15.593	5:44.898	3	13:58:06.358	S. BOVY	13:59:14.860	M. GATTING	1:08.502	2:57.259
7	16:53:19.741	G. FISICHELLA	16:54:37.086	G. FISICHELLA	1:17.345	7:02.243	4	14:50:25.060	M. GATTING	14:51:31.266	R. FREY	1:06.206	4:03.465
8	17:58:15.473	G. FISICHELLA	17:58:50.305	G. FISICHELLA	34.832	7:37.075	5	15:53:06.810	R. FREY	15:54:25.505	R. FREY	1:18.695	5:22.160



FIA WEC 6 Hours of Monza Race

Pit Stop Analysis

No	In Time	In Driver	Out Time	Out Driver	Pit Time	T. Pit Time	No	In Time	In Driver	Out Time	Out Driver	Pit Time	T. Pit Time
6	16:57:39.175	R. FREY	16:58:54.423	M. GATTING	1:15.248	6:37.408	6	16:29:51.067	G. MENEZES	16:30:57.790	G. MENEZES	1:06.723	24:03.704
7	17:59:07.678	M. GATTING	17:59:42.997	M. GATTING	35.319	7:12.727	7	16:48:07.661	G. MENEZES	17:08:52.196	L. DUVAL	20:44.535	44:48.239
86	GR Racing Porsche 911 RSR - 19 LMGTE Am						98	Northwest AMR Aston Martin Vantage AMR LMGTE Am					
1	12:31:49.133	M. WAINWRIGHT	12:32:36.384	M. WAINWRIGHT	47.251	47.251	1	12:30:53.163	P. DALLA LANA	12:31:45.831	P. DALLA LANA	52.668	52.668
2	13:18:24.837	M. WAINWRIGHT	13:44:59.016	M. WAINWRIGHT	26:34.179	27:21.430	2	12:53:58.420	P. DALLA LANA	12:54:23.646	P. DALLA LANA	25.226	1:17.894
3	14:14:38.840	M. WAINWRIGHT	14:15:59.477	R. PERA	1:20.637	28:42.067	3	13:31:25.143	P. DALLA LANA	13:32:54.041	D. PITTARD	1:28.898	2:46.792
4	15:25:41.245	R. PERA	15:27:01.547	R. PERA	1:20.302	30:02.369	4	13:58:00.208	D. PITTARD	13:58:46.569	D. PITTARD	46.361	3:33.153
5	16:23:24.002	R. PERA	16:24:44.750	B. BARKER	1:20.748	31:23.117	5	14:50:25.793	D. PITTARD	14:51:51.908	P. DALLA LANA	1:26.115	4:59.268
6	17:24:14.500	B. BARKER	17:25:26.736	B. BARKER	1:12.236	32:35.353	6	15:22:38.253	P. DALLA LANA	15:23:41.433	D. PITTARD	1:03.180	6:02.448
88	Dempsey - Proton Racing Porsche 911 RSR - 19 LMGTE Am						7	16:18:20.263	D. PITTARD	16:19:45.026	N. THIIM	1:24.763	7:27.211
1	12:19:01.927	F. POORDAD	12:19:45.145	F. POORDAD	43.218	43.218	8	16:52:58.701	N. THIIM	16:54:04.837	N. THIIM	1:06.136	8:33.347
2	13:27:44.448	F. POORDAD	13:29:03.168	F. POORDAD	1:18.720	2:01.938	9	17:50:57.132	N. THIIM	17:51:38.265	N. THIIM	41.133	9:14.480
3	13:54:40.293	F. POORDAD	13:55:37.430	P. LINDSEY	57.137	2:59.075	708	Glickenhau Racing Glickenhau 007 LMH HYPERCAR					
4	14:52:45.597	P. LINDSEY	14:53:53.835	P. LINDSEY	1:08.238	4:07.313	1	12:29:26.882	R. DUMAS	12:30:11.503	R. DUMAS	44.621	44.621
5	15:53:34.800	P. LINDSEY	15:54:51.817	J. HEYLEN	1:17.017	5:24.330	2	13:20:52.150	R. DUMAS	13:22:12.094	L. DERANI	1:19.944	2:04.565
6	16:50:10.579	J. HEYLEN	16:51:29.873	J. HEYLEN	1:19.294	6:43.624	3	13:59:14.000	L. DERANI	14:00:07.415	L. DERANI	53.415	2:57.980
7	17:51:30.354	J. HEYLEN	17:52:09.450	J. HEYLEN	39.096	7:22.720	4	14:50:11.457	L. DERANI	14:51:32.789	O. PLA	1:21.332	4:19.312
91	Porsche GT Team Porsche 911 RSR - 19 LMGTE Pro						5	15:02:02.265	O. PLA	15:02:27.513	O. PLA	25.248	4:44.560
1	12:17:15.833	G. BRUNI	12:17:56.691	G. BRUNI	40.858	40.858	777	D'Station Racing Aston Martin Vantage AMR LMGTE Am					
2	13:28:30.901	G. BRUNI	13:29:43.498	G. BRUNI	1:12.597	1:53.455	1	12:30:13.798	T. FUJII	12:31:22.448	S. HOSHINO	1:08.650	1:08.650
3	13:58:25.481	G. BRUNI	13:59:23.842	F. MAKOWIECKI	58.361	2:51.816	2	12:42:40.455	S. HOSHINO	12:43:05.680	S. HOSHINO	25.225	1:33.875
4	15:18:10.451	F. MAKOWIECKI	15:19:22.898	F. MAKOWIECKI	1:12.447	4:04.263	3	13:33:26.323	S. HOSHINO	13:42:23.751	S. HOSHINO	8:57.428	10:31.303
5	16:18:58.102	F. MAKOWIECKI	16:20:13.850	G. BRUNI	1:15.748	5:20.011	4	14:06:32.640	S. HOSHINO	14:06:57.807	S. HOSHINO	25.167	10:56.470
6	17:28:33.242	G. BRUNI	17:29:32.894	G. BRUNI	59.652	6:19.663	5	14:50:46.936	S. HOSHINO	14:52:02.380	C. FAGG	1:15.444	12:11.914
7	17:31:23.596	G. BRUNI	17:32:05.340	G. BRUNI	41.744	7:01.407	6	15:47:44.143	C. FAGG	15:49:05.743	C. FAGG	1:21.600	13:33.514
92	Porsche GT Team Porsche 911 RSR - 19 LMGTE Pro						7	16:32:39.151	C. FAGG	16:33:04.321	C. FAGG	25.170	13:58.684
1	12:17:13.119	K. ESTRE	12:17:53.210	K. ESTRE	40.091	40.091	8	16:40:20.603	C. FAGG	16:41:38.985	T. FUJII	1:18.382	15:17.066
2	13:30:07.317	K. ESTRE	13:31:18.001	K. ESTRE	1:10.684	1:50.775	9	17:43:34.556	T. FUJII	17:44:43.343	T. FUJII	1:08.787	16:25.853
3	13:57:43.478	K. ESTRE	13:58:40.093	M. CHRISTENSEN	56.615	2:47.390	93	Peugeot TotalEnergies Peugeot 9X8 HYPERCAR H					
4	14:50:14.599	M. CHRISTENSEN	14:51:19.502	M. CHRISTENSEN	1:04.903	3:52.293	1	12:31:06.126	M. JENSEN	13:27:59.617	P. DI RESTA	56:53.491	56:53.491
5	15:57:55.081	M. CHRISTENSEN	15:59:10.806	K. ESTRE	1:15.725	5:08.018	2	13:53:41.941	P. DI RESTA	13:54:33.710	P. DI RESTA	51.769	57:45.260
6	16:54:01.784	K. ESTRE	16:55:09.013	K. ESTRE	1:07.229	6:15.247	3	14:30:47.321	P. DI RESTA	15:14:06.214	J. VERGNE	43:18.893	1:41:04.153
7	17:43:35.148	K. ESTRE	17:44:00.429	K. ESTRE	25.281	6:40.528	94	Peugeot TotalEnergies Peugeot 9X8 HYPERCAR H					
1	12:30:19.392	L. DUVAL	12:31:06.896	L. DUVAL	47.504	47.504	1	12:30:19.392	L. DUVAL	12:31:06.896	L. DUVAL	47.504	47.504
2	13:20:06.862	L. DUVAL	13:21:31.879	J. ROSSITER	1:25.017	2:12.521	2	13:20:06.862	L. DUVAL	13:21:31.879	J. ROSSITER	1:25.017	2:12.521
3	13:58:30.152	J. ROSSITER	13:59:26.370	J. ROSSITER	56.218	3:08.739	3	13:58:30.152	J. ROSSITER	13:59:26.370	J. ROSSITER	56.218	3:08.739
4	15:06:48.836	J. ROSSITER	15:08:12.615	G. MENEZES	1:23.779	4:32.518	4	15:06:48.836	J. ROSSITER	15:08:12.615	G. MENEZES	1:23.779	4:32.518
5	15:26:26.710	G. MENEZES	15:44:51.173	G. MENEZES	18:24.463	22:56.981	5	15:26:26.710	G. MENEZES	15:44:51.173	G. MENEZES	18:24.463	22:56.981