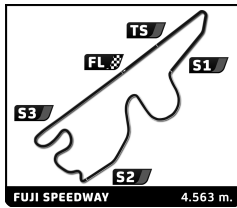


FIA WEC
6 Hours of Fuji
Free Practice 1

Sector Analysis

											Lap under Red Flag		Invalidated Lap		Personal Best		Session Best		B Crossing the pit lane	
Lap	D	Time	Sector 1	Sector 2	Sector 3	T. Spd	Elapsed	Lap	D	Time	Sector 1	Sector 2	Sector 3	T. Spd	Elapsed					
1			Richard Mille Racing Team 1. Lilou WADOUX 2. Paul Loup CHATIN 3. Charles MILESI				Oreca 07 - Gibson LMP2													
1	3	2:12.382	B	43.513	35.206	53.663	124.3	2:12.382	10	1	1:38.330	B	22.619	28.813	46.898	287.2	17:13.643			
2	3	14:07.465		...	29.875	41.752	143.2	16:19.847	11	2	5:43.464		4:32.415	29.777	41.272	156.1	22:57.107			
3	3	1:33.933		23.405	29.545	40.983	286.5	17:53.780	12	2	1:33.838		22.642	29.403	41.793	296.7	24:30.945			
4	3	1:33.403		23.310	29.171	40.922	289.5	19:27.183	13	2	1:32.377		22.682	29.068	40.627	293.5	26:03.322			
5	3	1:34.001		23.129	29.843	41.029	289.5	21:01.184	14	2	1:33.507		23.521	29.222	40.764	299.2	27:36.829			
6	3	1:35.618		23.949	30.660	41.009	291.1	22:36.802	15	2	1:32.724		22.521	29.252	40.951	298.3	29:09.553			
7	3	1:39.918	B	23.173	29.675	47.070	291.9	24:16.720	16	2	1:32.550		22.666	29.222	40.662	301.7	30:42.103			
8	2	11:40.657		...	32.477	43.632	141.9	35:57.377	17	2	1:32.039		22.404	29.012	40.623	300.8	32:14.142			
9	2	1:37.352		24.057	30.845	42.450	275.5	37:34.729	18	2	1:31.882		22.352	28.921	40.609	303.4	33:46.024			
10	2	1:35.707		23.825	29.978	41.904	287.2	39:10.436	19	2	1:32.600		22.421	28.684	41.495	300.0	35:18.624			
11	2	1:35.971		23.562	30.365	42.044	288.0	40:46.407	20	2	1:32.118		22.393	28.879	40.846	300.8	36:50.742			
12	2	1:34.489		23.393	29.744	41.352	288.0	42:20.896	21	2	1:32.324		22.419	28.811	41.094	300.0	38:23.066			
13	2	1:35.290		23.325	30.115	41.850	289.5	43:56.186	22	2	1:32.170		22.545	29.101	40.524	302.5	39:55.236			
14	2	1:35.422		23.400	29.793	42.229	291.1	45:31.608	23	2	1:32.998		22.441	29.565	40.992	305.9	41:28.234			
15	2	1:35.752		23.352	30.220	42.180	292.7	47:07.360	24	2	1:32.809		22.374	29.104	41.331	302.5	43:01.043			
16	2	1:41.839	B	23.410	29.920	48.509	292.7	48:49.199	25	2	1:32.095		22.428	28.962	40.705	299.2	44:33.138			
17	2	4:07.514		2:55.578	30.220	41.716	149.8	52:56.713	26	2	1:38.371	B	22.468	29.196	46.707	305.1	46:11.509			
18	2	1:34.416		23.329	29.627	41.460	288.8	54:31.129	27	3	4:38.338		3:26.556	30.542	41.240	159.1	50:49.847			
19	2	1:34.250		23.273	29.601	41.376	289.5	56:05.379	28	3	1:33.556		22.957	29.433	41.166	281.2	52:23.403			
20	2	1:35.190		23.684	29.681	41.825	258.4	57:40.569	29	3	1:33.398		23.062	28.880	41.456	276.9	53:56.801			
21	2	1:36.776		23.692	30.440	42.644	262.1	59:17.345	30	3	1:32.861		22.937	28.985	40.939	279.8	55:29.662			
22	2	1:34.787		23.357	29.756	41.674	291.9	1:00:52.132	31	3	1:32.435		22.477	29.137	40.821	297.5	57:02.097			
23	2	1:35.936		23.728	30.041	42.167	283.5	1:02:28.068	32	3	1:33.005		22.560	29.211	41.234	300.8	58:35.102			
24	2	1:41.522	B	23.523	30.344	47.655	294.3	1:04:09.590	33	3	1:31.998		22.395	29.031	40.572	299.2	1:00:07.100			
25	1	2:53.360		1:38.740	30.786	43.834	147.9	1:07:02.950	34	3	1:32.389		22.369	28.825	41.195	301.7	1:01:39.489			
26	1	1:39.075		24.406	30.976	43.693	285.0	1:08:42.025	35	3	1:32.807		22.381	29.490	40.936	303.4	1:03:12.296			
27	1	1:36.864		23.918	30.306	42.640	284.2	1:10:18.889	36	3	1:33.225		22.386	29.281	41.558	300.8	1:04:45.521			
28	1	1:36.358		23.788	30.258	42.312	287.2	1:11:55.247	37	3	1:32.267		22.443	29.045	40.779	300.0	1:06:17.788			
29	1	1:44.542	B	23.647	29.943	50.952	289.5	1:13:39.789	38	3	1:33.080		22.323	29.671	41.086	302.5	1:07:50.868			
30	1	3:45.766		2:31.869	30.950	42.947	147.5	1:17:25.555	39	3	1:32.211		22.383	29.126	40.702	300.8	1:09:23.079			
31	1	1:36.878		24.026	30.900	41.952	285.7	1:19:02.433	40	3	1:32.272		22.385	29.215	40.672	303.4	1:10:55.351			
32	1	1:36.083		23.699	30.175	42.209	291.1	1:20:38.516	41	3	1:32.701		22.521	29.134	41.046	303.4	1:12:28.052			
33	1	1:36.583		23.666	30.611	42.306	284.2	1:22:15.099	42	3	1:37.423	B	22.350	29.002	46.071	302.5	1:14:05.475			
34	1	1:35.545		23.565	29.740	42.240	290.3	1:23:50.644	43	1	6:48.847		5:37.963	29.658	41.226	160.7	1:20:54.322			
35	1	1:34.460		23.499	29.418	41.543	294.3	1:25:25.104	44	1	1:32.833		22.870	28.832	41.131	285.7	1:22:27.155			
36	1	1:34.975		23.407	29.592	41.976	294.3	1:27:00.079	45	1	1:33.201		23.223	29.041	40.937	259.0	1:24:00.356			
37	1	1:35.080		23.360	29.788	41.932	293.5	1:28:35.159	46	1	1:32.959		22.706	28.927	41.326	293.5	1:25:33.315			
38	1	1:35.016		23.347	29.681	41.988	288.8	1:30:10.175	47	1	1:32.963		22.701	29.002	41.260	291.9	1:27:06.278			
7			Toyota Gazoo Racing 1. Mike CONWAY 2. Kamui KOBAYASHI 3. Jose Maria LOPEZ				Toyota GR010 HYBRID HYPERCAR H													
1	1	1:36.126		25.809	29.397	40.920	153.8	1:36.126	53	8	1:31.171		22.405	28.696	40.070	292.7	3:09.919			
2	1	1:31.418		22.704	28.498	40.216	303.4	3:07.544	3	1	1:31.972		22.562	28.841	40.569	290.3	4:41.891			
3	1	1:32.383		22.432	29.339	40.612	305.9	4:39.927	4	1	2:50.032		26.661	1:07.225	1:16.146	302.5	7:31.923			
4	1	2:49.694		24.027	1:07.963	1:17.704	280.5	7:29.621	5	1	1:55.485		45.085	29.776	40.624	299.9	9:27.408			
5	1	1:56.871		46.510	29.633	40.728	79.8	9:26.492	6	1	1:33.853		22.436	29.190	42.227	297.5	11:01.261			
6	1	1:32.698		22.601	29.122	40.975	285.7	10:59.190	7	1	1:31.928		22.415	28.971	40.542	303.4	12:33.189			
7	1	1:31.677		22.415	28.795	40.467	301.7	12:30.867	8	1	1:31.612		22.345	28.907	40.360	306.8	14:04.801			
8	1	1:31.843		22.496	28.765	40.582	297.5	14:02.710	9	1	1:32.294		22.334	28.856	41.104	310.3	15:37.095			
9	1	1:32.603		22.560	28.876	41.167	297.5	15:35.313	10	1	1:32.005		22.392	28.975	40.638	309.5	17:09.100			
8			Toyota Gazoo Racing 1. Sébastien BUEMI 2. Brendon HARTLEY 3. Ryo HIRAKAWA				Toyota GR010 HYBRID HYPERCAR H													
1	1	1:38.748		27.831	30.484	40.433	151.7	1:38.748												



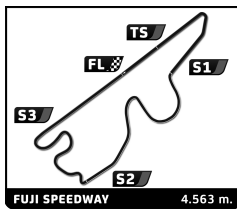


FIA WEC 6 Hours of Fuji Free Practice 1 Sector Analysis

FUJI SPEEDWAY 4.563 m.

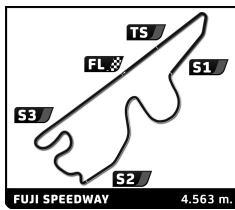
Lap under Red Flag Invalidated Lap Personal Best Session Best Crossing the pit lane

Lap	D	Time	Sector 1	Sector 2	Sector 3	T. Spd	Elapsed	Lap	D	Time	Sector 1	Sector 2	Sector 3	T. Spd	Elapsed
11	1	1:31.975	22.437	29.102	40.436	307.7	18:41.075	9	1	1:34.378	23.382	29.261	41.735	291.1	29:04.615
12	1	1:38.751 B	22.596	29.481	46.674	292.7	20:19.826	10	1	1:34.365	23.188	29.503	41.674	292.7	30:38.980
13	3	6:49.024	5:37.528	29.962	41.534	157.0	27:08.850	11	1	1:34.677	23.517	29.802	41.358	287.2	32:13.657
14	3	1:32.288	22.436	29.329	40.523	298.3	28:41.138	12	1	1:34.191	23.598	29.130	41.463	279.1	33:47.848
15	3	1:31.975	22.492	28.925	40.558	307.7	30:13.113	13	1	1:34.259	23.084	29.516	41.659	293.5	35:22.107
16	3	1:32.150	22.397	29.009	40.744	312.1	31:45.263	14	1	1:40.343 B	23.237	29.151	47.955	292.7	37:02.450
17	3	1:31.986	22.440	28.885	40.661	314.9	33:17.249	15	1	5:00.098	3:45.862	30.292	43.944	148.8	42:02.548
18	3	1:32.439	22.563	29.126	40.750	319.5	34:49.688	16	1	1:33.715	23.216	29.122	41.377	290.3	43:36.263
19	3	1:33.491	22.443	29.449	41.599	307.7	36:23.179	17	1	1:34.062	23.121	29.653	41.288	291.1	45:10.325
20	3	1:32.785	22.900	29.068	40.817	279.8	37:55.964	18	1	1:34.355	23.187	29.466	41.702	293.5	46:44.680
21	3	1:32.702	22.497	29.227	40.978	297.5	39:28.666	19	1	1:39.933 B	23.188	29.014	47.731	292.7	48:24.613
22	3	1:33.232	23.020	29.427	40.785	299.2	41:01.898	20	2	3:03.876	1:49.625	30.888	43.363	148.6	51:28.489
23	3	1:32.368	22.536	28.896	40.936	294.3	42:34.266	21	2	1:37.671	24.070	30.595	43.006	295.1	53:06.160
24	3	1:31.692	22.351	28.696	40.645	300.0	44:05.958	22	2	1:35.414	23.619	29.938	41.857	267.3	54:41.574
25	3	1:31.676	22.310	28.844	40.522	300.8	45:37.634	23	2	1:34.954	23.667	29.386	41.901	293.5	56:16.528
26	3	1:31.716	22.274	28.894	40.548	302.5	47:09.350	24	2	1:34.572	23.381	29.384	41.807	293.5	57:51.100
27	3	1:32.697	22.327	29.392	40.978	303.4	48:42.047	25	2	1:34.296	23.275	28.761	42.260	294.3	59:25.396
28	3	1:31.871	22.392	28.745	40.734	302.5	50:13.918	26	2	1:44.105 B	23.284	30.070	50.751	295.9	1:01:09.501
29	3	1:32.480	22.309	29.410	40.761	304.2	51:46.398	27	2	5:03.574	3:51.779	29.799	41.996	147.9	1:06:13.075
30	3	1:32.130	22.285	28.989	40.856	303.4	53:18.528	28	2	1:34.955	23.371	30.048	41.536	288.8	1:07:48.030
31	3	1:32.684	22.731	29.250	40.703	304.2	54:51.212	29	2	1:33.860	23.294	29.304	41.262	291.9	1:09:21.890
32	3	1:38.465 B	22.832	29.614	46.019	279.1	56:29.677	30	2	1:36.420	23.789	30.050	42.581	292.7	1:10:58.310
33	2	2:48.706	1:36.524	30.404	41.778	158.8	59:18.383	31	2	1:41.041 B	23.302	29.214	48.525	293.5	1:12:39.351
34	2	1:34.250	22.886	29.857	41.507	283.5	1:00:52.633	32	3	6:07.949	4:55.321	30.245	42.383	149.4	1:18:47.300
35	2	1:33.584	22.899	29.356	41.329	289.5	1:02:26.217	33	3	1:35.447	23.546	29.895	42.006	280.5	1:20:22.747
36	2	1:34.815	23.076	30.168	41.571	280.5	1:04:01.032	34	3	1:34.888	23.442	29.678	41.768	288.0	1:21:57.635
37	2	1:33.152	22.800	29.344	41.008	281.2	1:05:34.184	35	3	1:35.070	23.435	29.634	42.001	288.8	1:23:32.705
38	2	1:32.714	22.567	29.313	40.834	297.5	1:07:06.898	36	3	1:36.951	23.518	30.432	43.001	290.3	1:25:09.656
39	2	1:33.575	22.536	29.349	41.690	295.1	1:08:40.473	37	3	1:36.274	23.906	29.687	42.681	273.4	1:26:45.930
40	2	1:32.773	22.692	29.384	40.697	295.1	1:10:13.246	38	3	1:34.920	23.459	29.460	42.001	280.5	1:28:20.850
41	2	1:32.223	22.500	28.951	40.772	295.9	1:11:45.469	39	3	1:36.198	23.666	30.149	42.383	274.1	1:29:57.048
42	2	1:32.338	22.422	29.102	40.814	295.9	1:13:17.807	40	3	1:35.888	23.418	29.619	42.851	279.8	1:31:32.936
43	2	1:33.930	22.939	30.143	40.848	299.2	1:14:51.737	<div style="border: 1px solid black; padding: 5px;"> 10 Vector Sport Oreca 07 - Gibson 1.Renger VAN DER ZANDE 3.Sebastien BOURDAIS LMP2 2.Ryan CULLEN </div>							
44	2	1:32.193	22.362	29.059	40.772	294.3	1:16:23.930	1	3	1:51.519	32.435	31.390	47.694	147.1	1:51.519
45	2	1:32.087	22.398	29.122	40.567	299.2	1:17:56.017	2	3	1:37.946	25.579	30.478	41.889	264.1	3:29.465
46	2	1:37.554 B	22.463	29.111	45.980	297.5	1:19:33.571	3	3	1:40.531	23.930	30.033	46.568	267.3	5:09.996
47	1	2:43.059	1:32.928	29.410	40.721	159.1	1:22:16.630	4	3	3:06.851	58.839	1:08.616	59.396	80.2	8:16.847
48	1	1:33.305	22.964	29.266	41.075	259.0	1:23:49.935	5	3	1:36.628	23.797	30.591	42.240	279.1	9:53.475
49	1	1:32.384	22.458	29.136	40.790	304.2	1:25:22.319	6	3	1:33.947	23.210	29.406	41.331	290.3	11:27.422
50	1	1:33.118	22.453	29.247	41.418	301.7	1:26:55.437	7	3	1:33.271	23.067	28.965	41.239	291.1	13:00.693
51	1	1:32.157	22.449	29.162	40.546	300.0	1:28:27.594	8	3	1:40.796 B	23.165	29.038	48.593	295.1	14:41.489
52	1	1:33.370	22.586	29.164	41.620	288.0	1:30:00.964	9	3	7:25.752	6:14.606	29.582	41.564	148.8	22:07.241
<div style="border: 1px solid black; padding: 5px;"> 9 Prema Orlen Team Oreca 07 - Gibson 1.Robert KUBICA 3.Lorenzo COLOMBO LMP2 2.Louis DELETRAZ </div>								10	3	1:34.340	23.499	29.261	41.580	283.5	23:41.581
1	1	2:21.356	54.476	36.105	50.775	135.0	2:21.356	11	3	1:34.735	23.036	29.822	41.877	291.1	25:16.316
2	1	1:55.417	32.387	34.579	48.451	167.7	4:16.773	12	3	1:34.536	23.555	29.209	41.772	290.3	26:50.852
3	1	2:43.518 B	30.773	53.881	1:18.864	189.5	7:00.291	13	3	1:34.090	23.260	29.332	41.498	292.7	28:24.942
4	1	5:26.479	4:09.096	32.077	45.306	147.3	12:26.770	14	3	1:38.753 B	22.969	29.147	46.637	293.5	30:03.695
5	1	1:56.155 B	30.703	34.319	51.133	160.7	14:22.925	15	3	4:34.803	3:23.633	29.532	41.638	149.6	34:38.498
6	1	9:58.598	8:45.882	30.553	42.163	144.0	24:21.523	16	3	1:33.886	23.184	29.335	41.367	295.9	36:12.384
7	1	1:34.028	23.372	29.444	41.212	286.5	25:55.551	17	3	1:39.018 B	23.138	29.261	46.619	294.3	37:51.402
8	1	1:34.686	23.382	29.112	42.192	291.1	27:30.237	18	3	6:38.445	5:26.834	29.951	41.660	148.8	44:29.847



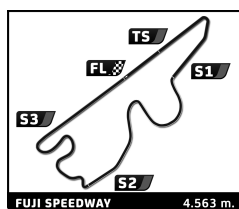
FIA WEC
6 Hours of Fuji
Free Practice 1
Sector Analysis

													Lap under Red Flag	Invalidated Lap	Personal Best	Session Best	B Crossing the pit lane														
Lap	D	Time	Sector 1	Sector 2	Sector 3	T. Spd	Elapsed	Lap	D	Time	Sector 1	Sector 2	Sector 3	T. Spd	Elapsed																
19	3	1:35.440	23.170	30.346	41.924	291.9	46:05.287	30	1	1:43.535	25.674	33.013	44.848	255.3	58:42.203																
20	3	1:34.262	23.260	29.614	41.388	292.7	47:39.549	31	1	1:42.785	25.768	32.681	44.336	248.3	1:00:24.988																
21	3	1:39.263 B	23.102	29.484	46.677	294.3	49:18.812	32	1	1:42.093	25.563	32.314	44.216	260.2	1:02:07.081																
22	2	6:34.027	5:20.467	30.366	43.194	147.7	55:52.839	33	1	1:41.396	25.376	32.064	43.956	260.9	1:03:48.477																
23	2	1:35.678	23.778	29.932	41.968	286.5	57:28.517	34	1	1:41.713	25.398	32.211	44.104	260.2	1:05:30.190																
24	2	1:36.340	23.641	30.395	42.304	292.7	59:04.857	35	1	1:41.785	25.392	32.380	44.013	260.9	1:07:11.975																
25	2	1:35.674	23.412	30.001	42.261	293.5	1:00:40.531	36	1	1:41.224	25.385	31.920	43.919	260.2	1:08:53.199																
26	2	1:36.110	23.419	30.323	42.368	295.1	1:02:16.641	37	1	1:41.250	25.440	31.887	43.923	259.6	1:10:34.449																
27	2	1:35.317	23.446	29.965	41.906	292.7	1:03:51.958	38	1	1:41.873	25.264	32.422	44.187	261.5	1:12:16.322																
28	2	1:35.916	23.470	30.208	42.238	295.1	1:05:27.874	39	1	1:42.494	25.355	32.229	44.910	261.5	1:13:58.816																
29	2	1:35.353	23.253	30.012	42.088	293.5	1:07:03.227	40	1	1:43.074	25.869	32.788	44.417	255.3	1:15:41.890																
30	2	1:36.362	23.775	30.099	42.488	288.0	1:08:39.589	41	1	1:41.543	25.269	32.209	44.065	260.2	1:17:23.433																
31	2	1:37.161	23.974	30.720	42.467	293.5	1:10:16.750	42	1	1:50.090 B	25.426	33.008	51.656	260.9	1:19:13.523																
32	2	1:35.871	23.522	29.968	42.381	294.3	1:11:52.621	43	3	3:05.583	1:45.009	31.640	48.934	135.7	1:22:19.106																
33	2	1:46.111 B	23.899	30.787	51.425	280.5	1:13:38.732	44	3	1:40.759	25.263	31.709	43.787	264.7	1:23:59.865																
34	2	9:26.336	8:13.386	30.443	42.507	147.3	1:23:05.068	45	3	1:47.124 B	25.175	31.638	50.311	264.1	1:25:46.989																
35	2	1:35.870	23.578	30.203	42.089	293.5	1:24:40.938	46	3	2:25.870	1:09.105	31.716	45.049	136.5	1:28:12.859																
36	2	1:36.272	23.541	29.877	42.854	292.7	1:26:17.210	47	3	1:40.698	25.206	31.845	43.647	261.5	1:29:53.557																
37	2	1:37.506	23.828	30.580	43.098	290.3	1:27:54.716	48	3	1:41.034	25.288	31.868	43.878	262.1	1:31:34.591																
38	2	1:35.638	23.586	29.880	42.172	290.3	1:29:30.354								22 United Autosports USA			Oreca 07 - Gibson LMP2													
39	2	1:35.614	23.626	30.040	41.948	294.3	1:31:05.968								1.Philip HANSON			3.William OWEN													
														2.Filipe ALBUQUERQUE																	
														1 2 5:46.680			3:54.193			34.751			1:17.736			144.4			5:46.680		
														2 2 3:03.172			1:09.232			1:09.800			44.140			77.9			8:49.852		
														3 2 1:33.528			23.495			29.108			40.925			288.0			10:23.380		
														4 2 1:32.998			23.133			28.693			41.172			291.9			11:56.378		
														5 2 1:33.196			23.094			28.926			41.176			295.1			13:29.574		
														6 2 1:42.258			23.014			29.060			50.184			294.3			15:11.832		
														7 2 1:32.866			23.053			28.895			40.918			294.3			16:44.698		
														8 2 1:46.466 B			26.743			30.186			49.537			295.9			18:31.164		
														9 3 8:20.595			7:06.729			30.701			43.165			148.4			26:51.759		
														10 3 1:35.489			23.720			29.905			41.864			273.4			28:27.248		
														11 3 1:36.748			23.564			30.124			43.060			289.5			30:03.996		
														12 3 1:34.318			23.387			29.271			41.660			291.1			31:38.314		
														13 3 1:34.466			23.285			29.408			41.773			291.9			33:12.780		
														14 3 1:34.838			23.366			29.599			41.873			292.7			34:47.618		
														15 3 1:34.610			23.430			29.785			41.395			288.8			36:22.228		
														16 3 1:35.345			23.546			29.896			41.903			278.4			37:57.573		
														17 3 1:35.294			23.328			29.813			42.153			285.0			39:32.867		
														18 3 1:43.647 B			23.256			30.179			50.212			295.1			41:16.514		
														19 3 7:32.103			6:19.562			30.269			42.272			147.9			48:48.617		
														20 3 1:35.081			23.379			29.825			41.877			291.9			50:23.698		
														21 3 1:35.092			23.542			29.766			41.784			290.3			51:58.790		
														22 3 1:34.746			23.362			29.637			41.747			293.5			53:33.536		
														23 3 1:37.498			23.385			30.874			43.239			291.9			55:11.034		
														24 3 1:34.518			23.281			29.516			41.721			293.5			56:45.552		
														25 3 1:35.301			23.234			29.397			42.670			294.3			58:20.853		
														26 3 1:36.070			23.857			29.983			42.230			273.4			59:56.923		
														27 3 1:35.109			23.376			29.755			41.978			294.3			1:01:32.032		
														28 3 1:40.779 B			23.217			29.660			47.902			294.3			1:03:12.811		
														29 1 3:16.754			1:52.744			36.075			47.935			149.2			1:06:29.565		
														30 1 1:36.745			24.364			30.065			42.316			292.7			1:08:06.310		
														31 1 1:35.216			23.601			29.782			41.833			291.1			1:09:41.526		



FIA WEC
6 Hours of Fuji
Free Practice 1
Sector Analysis

Lap under Red Flag															Invalidated Lap		Personal Best		Session Best		B Crossing the pit lane	
Lap	D	Time	Sector 1	Sector 2	Sector 3	T. Spd	Elapsed	Lap	D	Time	Sector 1	Sector 2	Sector 3	T. Spd	Elapsed							
32	1	1:36.795	23.691	31.072	42.032	291.1	1:11:18.321	38	3	1:36.062	23.697	30.133	42.232	292.7	1:20:13.419							
33	1	1:36.445	23.695	30.404	42.346	291.9	1:12:54.766	39	3	1:35.380	23.652	29.745	41.983	292.7	1:21:48.799							
34	1	1:35.109	23.415	29.969	41.725	295.1	1:14:29.875	40	3	1:36.850	23.667	30.660	42.523	295.1	1:23:25.649							
35	1	1:34.568	23.341	29.549	41.678	295.1	1:16:04.443	41	3	1:35.630	23.561	29.984	42.085	293.5	1:25:01.279							
36	1	1:34.935	23.472	29.453	42.010	293.5	1:17:39.378	42	3	1:36.037	23.465	30.019	42.553	295.1	1:26:37.316							
37	1	1:34.964	23.496	29.549	41.919	293.5	1:19:14.342	43	3	1:34.937	23.406	29.595	41.936	293.5	1:28:12.253							
38	1	1:34.811	23.391	29.565	41.855	293.5	1:20:49.153	44	3	1:35.366	23.401	29.722	42.243	295.1	1:29:47.619							
39	1	1:35.590	23.608	29.713	42.269	292.7	1:22:24.743	45	3	1:35.120	23.513	29.849	41.758	295.1	1:31:22.739							
40	1	1:35.248	23.533	29.585	42.130	296.7	1:23:59.991	28 JOTA 1.Oliver RASMUSSEN 3.Jonathan ABERDEIN 2.Edward JONES Orega 07 - Gibson LMP2														
41	1	1:37.738	24.138	29.995	43.605	264.7	1:25:37.729															
42	1	1:35.117	23.386	29.838	41.893	295.1	1:27:12.846	1	2	1:57.083	42.099	32.003	42.981	143.0	1:57.083							
43	1	1:34.936	23.536	29.584	41.816	291.1	1:28:47.782	2	2	1:34.284	23.712	29.786	40.786	272.0	3:31.367							
44	1	1:35.312	23.441	29.732	42.139	295.1	1:30:23.094	3	2	1:45.456	23.597	29.813	52.046	280.5	5:16.823							
23 United Autosports USA 1.Alexander LYNN 3.Joshua PIERSON 2.Oliver JARVIS Orega 07 - Gibson LMP2								4	2	3:01.502	59.045	1:07.695	54.762	79.1	8:18.325							
								5	2	1:35.762	23.886	30.217	41.659	268.7	9:54.087							
1	1	3:19.537	2:06.150	31.351	42.036	144.4	3:19.537	6	2	1:34.484	23.460	30.067	40.957	277.6	11:28.571							
2	1	1:34.156	23.453	29.630	41.073	280.5	4:53.693	7	2	1:33.165	23.217	29.003	40.945	286.5	13:01.736							
3	1	3:10.302	36.743	1:07.769	1:25.790	284.2	8:03.995	8	2	1:40.741 B	23.020	29.871	47.850	289.5	14:42.477							
4	1	1:39.415	26.471	29.894	43.050	240.5	9:43.410	9	3	7:59.481	6:42.304	35.245	41.932	144.8	22:41.958							
5	1	1:33.162	22.942	29.183	41.037	292.7	11:16.572	10	3	1:35.612	24.313	29.848	41.451	240.5	24:17.570							
6	1	1:33.156	22.832	29.337	40.987	294.3	12:49.728	11	3	1:34.300	23.296	29.863	41.141	281.2	25:51.870							
7	1	1:34.212	23.324	29.140	41.748	295.9	14:23.940	12	3	1:34.375	23.379	29.826	41.170	288.8	27:26.245							
8	1	1:32.866	22.945	29.079	40.842	295.1	15:56.806	13	3	1:34.760	23.184	29.649	41.927	288.8	29:01.005							
9	1	1:40.022 B	22.829	29.476	47.717	293.5	17:36.828	14	3	1:34.047	23.193	29.205	41.649	291.1	30:35.052							
10	1	7:45.580	6:30.941	30.553	44.086	145.6	25:22.408	15	3	1:34.342	23.197	29.481	41.664	289.5	32:09.394							
11	1	1:33.701	23.184	29.491	41.026	293.5	26:56.109	16	3	1:34.019	23.362	29.520	41.137	290.3	33:43.413							
12	1	1:33.484	22.961	29.118	41.405	293.5	28:29.593	17	3	1:43.231 B	23.305	29.434	50.492	291.1	35:26.644							
13	1	1:33.830	23.085	29.103	41.642	294.3	30:03.423	18	3	4:12.449	2:55.537	30.137	46.775	149.2	39:39.093							
14	1	1:33.365	23.046	29.309	41.010	293.5	31:36.788	19	3	1:36.290	23.607	30.175	42.508	285.7	41:15.383							
15	1	1:39.304 B	23.317	29.417	46.570	295.1	33:16.092	20	3	1:34.586	23.227	29.507	41.852	289.5	42:49.969							
16	3	5:27.485	4:13.662	32.041	41.782	146.7	38:43.577	21	3	1:34.579	23.401	29.777	41.401	289.5	44:24.548							
17	3	1:35.614	23.601	30.340	41.673	291.9	40:19.191	22	3	1:42.514 B	23.581	29.814	49.119	284.2	46:07.062							
18	3	1:34.895	23.438	29.763	41.694	292.7	41:54.086	23	1	3:42.773	2:29.751	30.393	42.629	152.1	49:49.835							
19	3	1:34.411	23.187	29.700	41.524	292.7	43:28.497	24	1	1:37.722	23.855	30.496	43.371	285.7	51:27.557							
20	3	2:20.963 B	23.306	1:09.645	48.012	294.3	45:49.460	25	1	1:38.441	24.558	30.716	43.167	266.7	53:05.998							
21	2	4:05.549	2:52.255	30.737	42.557	146.5	49:55.009	26	1	1:36.461	23.868	30.547	42.046	291.1	54:42.459							
22	2	1:37.146	23.897	30.104	43.145	268.0	51:32.155	27	1	1:35.760	23.756	29.943	42.061	289.5	56:18.219							
23	2	1:35.189	23.387	29.687	42.115	295.1	53:07.344	28	1	1:35.408	23.660	29.752	41.996	290.3	57:53.627							
24	2	1:37.896	23.483	30.843	43.570	293.5	54:45.240	29	1	1:34.621	23.458	29.409	41.754	290.3	59:28.248							
25	2	1:34.743	23.501	29.602	41.640	291.1	56:19.983	30	1	1:42.610 B	23.512	29.406	49.692	290.3	1:01:10.858							
26	2	1:34.440	23.272	29.558	41.610	295.1	57:54.423	31	1	5:20.407	4:07.793	30.532	42.082	151.9	1:06:31.265							
27	2	1:39.311	23.281	29.721	46.309	295.9	59:33.734	32	1	1:35.535	23.694	29.835	42.006	283.5	1:08:06.800							
28	2	1:34.276	23.251	29.436	41.589	293.5	1:01:08.010	33	1	1:39.739	23.715	32.868	43.156	289.5	1:09:46.539							
29	2	1:34.992	23.530	29.464	41.998	295.1	1:02:43.002	34	1	1:39.815 B	23.546	29.554	46.715	288.8	1:11:26.354							
30	2	1:34.479	23.285	29.577	41.617	295.1	1:04:17.481	35	2	11:00.126	9:46.912	30.932	42.282	143.6	1:22:26.480							
31	2	1:34.786	23.232	29.848	41.706	295.9	1:05:52.267	36	2	1:36.528	24.205	30.264	42.059	277.6	1:24:03.008							
32	2	1:34.359	23.303	29.505	41.551	294.3	1:07:26.626	37	2	1:35.685	23.618	29.913	42.154	291.1	1:25:38.693							
33	2	1:34.125	23.100	29.418	41.607	293.5	1:09:00.751	38	2	1:36.231	23.768	30.434	42.029	292.7	1:27:14.924							
34	2	1:35.025	23.754	29.543	41.728	274.8	1:10:35.776	39	2	1:36.059	23.418	30.327	42.314	294.3	1:28:50.983							
35	2	1:36.153	23.509	29.849	42.795	265.4	1:12:11.929	40	2	1:35.039	23.310	29.614	42.115	291.1	1:30:26.022							
36	2	1:41.109 B	23.448	29.607	48.054	294.3	1:13:53.038															
37	3	4:44.319	3:32.543	29.753	42.023	147.5	1:18:37.357															

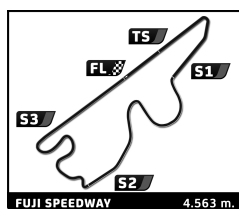


FIA WEC 6 Hours of Fuji Free Practice 1 Sector Analysis

Lap under Red Flag Invalidated Lap Personal Best Session Best Crossing the pit lane

Lap	D	Time	Sector 1	Sector 2	Sector 3	T. Spd	Elapsed	Lap	D	Time	Sector 1	Sector 2	Sector 3	T. Spd	Elapsed
31	WRT							Oreca 07 - Gibson LMP2							
	1. Sean GELAE		3. Dries VANTHOOR					2. Robin FRUJNS							
1	2	1:50.935	36.560	31.457	42.918	144.0	1:50.935	6	3	1:40.278	25.060	31.892	43.326	261.5	14:27.956
2	2	1:34.000	23.569	29.115	41.316	289.5	3:24.935	7	3	1:45.120 B	24.805	31.809	48.506	261.5	16:13.076
3	2	1:33.865	23.394	29.359	41.112	287.2	4:58.800	8	1	4:18.484	3:00.933	32.956	44.595	137.4	20:31.560
4	2	3:12.701 B	46.793	1:07.617	1:18.291	80.5	8:11.501	9	1	1:41.838	25.479	31.989	44.370	257.1	22:13.398
5	2	11:06.310	9:55.088	30.061	41.161	145.0	19:17.811	10	1	1:42.018	25.132	32.579	44.307	259.0	23:55.416
6	2	1:34.376	23.379	29.649	41.348	290.3	20:52.187	11	1	1:41.747	25.295	32.617	43.835	260.9	25:37.163
7	2	1:33.258	23.168	29.151	40.939	291.1	22:25.445	12	1	1:41.445	25.093	32.091	44.261	262.1	27:18.608
8	2	1:33.625	23.114	29.122	41.389	291.9	23:59.070	13	1	1:41.668	25.023	32.287	44.358	261.5	29:00.276
9	2	1:39.967 B	23.032	29.830	47.105	292.7	25:39.037	14	1	1:43.003	25.377	32.589	45.037	259.6	30:43.279
10	2	9:55.273	8:43.424	29.925	41.924	148.1	35:34.310	15	1	1:41.548	25.095	31.960	44.493	263.4	32:24.827
11	2	1:33.628	23.229	29.351	41.048	289.5	37:07.938	16	1	1:43.036	25.477	32.469	45.090	262.8	34:07.863
12	2	1:33.769	23.195	29.650	40.924	290.3	38:41.707	17	1	1:41.445	25.476	31.944	44.025	262.1	35:49.308
13	2	1:33.793	23.456	29.294	41.043	291.9	40:15.500	18	1	1:47.081 B	25.078	31.773	50.230	262.1	37:36.389
14	2	1:38.987 B	23.126	29.090	46.771	291.1	41:54.487	19	2	3:32.846	2:15.037	33.457	44.352	139.4	41:09.235
15	1	3:34.486	2:18.940	33.006	42.540	148.8	45:28.973	20	2	1:42.712	25.609	32.457	44.646	257.8	42:51.947
16	1	1:38.147	23.981	31.808	42.358	282.0	47:07.120	21	2	1:40.539	25.132	31.792	43.615	261.5	44:32.486
17	1	1:36.575	24.068	30.588	41.919	287.2	48:43.695	22	2	1:40.309	25.010	31.704	43.595	262.8	46:12.795
18	1	1:35.897	23.521	30.635	41.741	291.1	50:19.592	23	2	1:41.255	25.290	32.031	43.934	261.5	47:54.050
19	1	1:35.285	23.331	29.824	42.130	288.0	51:54.877	24	2	1:41.887	24.941	31.685	45.261	262.8	49:35.937
20	1	1:35.027	23.248	29.785	41.994	290.3	53:29.904	25	2	1:40.935	25.173	32.052	43.710	262.8	51:16.872
21	1	1:35.935	23.488	30.200	42.247	289.5	55:05.839	26	2	1:40.290	25.121	31.445	43.724	262.1	52:57.162
22	1	1:36.640	23.492	30.583	42.565	288.8	56:42.479	27	2	1:46.420 B	24.959	31.437	50.024	264.7	54:43.582
23	1	1:37.456	23.627	30.540	43.289	285.0	58:19.935	28	3	3:52.459	2:36.981	31.775	43.703	139.2	58:36.041
24	1	1:35.930	23.366	30.276	42.288	288.0	59:55.865	29	3	1:39.768	24.894	31.636	43.238	264.1	1:00:15.809
25	1	1:35.232	23.312	29.836	42.084	289.5	1:01:31.097	30	3	1:39.921	25.038	31.590	43.293	262.1	1:01:55.730
26	1	1:34.872	23.426	29.775	41.671	291.1	1:03:05.969	31	3	1:39.863	25.005	31.534	43.324	262.8	1:03:35.593
27	1	1:34.642	23.254	29.801	41.587	290.3	1:04:40.611	32	3	1:40.038	24.922	31.529	43.587	262.8	1:05:15.631
28	1	1:34.717	23.449	29.505	41.763	291.1	1:06:15.328	33	3	1:45.739 B	25.187	31.911	48.641	259.6	1:07:01.370
29	1	1:42.216 B	23.238	30.594	48.384	291.1	1:07:57.544	34	1	3:19.785	2:00.900	34.292	44.593	125.6	1:10:21.155
30	3	3:15.652	2:02.279	30.443	42.930	145.2	1:11:13.196	35	1	1:41.772	25.377	32.249	44.146	262.1	1:12:02.927
31	3	1:36.233	23.754	30.093	42.386	290.3	1:12:49.429	36	1	1:41.888	25.208	32.219	44.461	261.5	1:13:44.815
32	3	1:35.311	23.417	29.787	42.107	290.3	1:14:24.740	37	1	1:40.964	25.177	31.962	43.825	261.5	1:15:25.779
33	3	1:35.503	23.448	29.880	42.175	291.1	1:16:00.243	38	1	1:41.235	25.077	32.161	43.997	264.7	1:17:07.014
34	3	1:35.046	23.577	29.713	41.756	291.9	1:17:35.289	39	1	1:51.375 B	25.344	31.822	54.209	258.4	1:18:58.389
35	3	1:37.719	23.333	30.539	43.847	294.3	1:19:13.008	40	1	2:46.040	1:27.037	34.459	44.544	140.6	1:21:44.429
36	3	1:34.908	23.428	29.663	41.817	292.7	1:20:47.916	41	1	1:42.686	25.695	32.334	44.657	222.7	1:23:27.115
37	3	1:35.969	24.065	29.998	41.906	285.7	1:22:23.885	42	1	1:40.157	25.110	31.614	43.433	264.7	1:25:07.272
38	3	1:35.221	23.329	29.759	42.133	295.1	1:23:59.106	43	1	1:40.884	24.918	31.822	44.144	262.8	1:26:48.156
39	3	1:38.654	23.318	29.694	45.642	294.3	1:25:37.760	44	1	1:40.536	24.926	31.593	44.017	267.3	1:28:28.692
40	3	1:49.651	31.628	33.710	44.313	226.4	1:27:27.411	45	1	1:51.177 B	26.354	32.061	52.762	202.2	1:30:19.869
41	3	1:39.301	23.408	29.519	46.374	291.9	1:29:06.712								
42	3	1:34.722	23.388	29.673	41.661	292.7	1:30:41.434								
33	TF Sport							Aston Martin Vantage AMR							
	1. Ben KEATING		3. Marco SØRENSEN					2. Henrique CHAVES		LMGTE Am					
1	3	2:43.933	1:22.597	34.395	46.941	132.0	2:43.933								
2	3	1:47.255 B	25.589	32.224	49.442	253.5	4:31.188								
3	3	4:55.800	3:40.458	32.200	43.142	80.0	9:26.988								
4	3	1:40.822	25.313	32.269	43.240	257.1	11:07.810								
5	3	1:39.868	24.886	31.431	43.551	261.5	12:47.678								
34	Inter Europol Competition							Oreca 07 - Gibson LMP2							
	1. Jakub SMIECHOWSKI		3. Esteban GUTIERREZ					2. Alex BRUNDLE							
1	2	2:42.243 B	59.258	38.677	1:04.308	141.9	2:42.243								
2	2	38:29.160	...	34.411	43.075	145.0	41:11.403								
3	2	1:37.686	23.696	31.070	42.920	265.4	42:49.089								
4	2	1:35.168	23.495	29.927	41.746	284.2	44:24.257								
5	2	1:34.421	23.520	29.398	41.503	288.0	45:58.678								
6	2	1:45.667	30.597	31.053	44.017	291.1	47:44.345								
7	2	1:41.504 B	23.457	29.847	48.200	288.0	49:25.849								
8	2	5:24.571	4:07.923	32.075	44.573	148.8	54:50.420								
9	2	1:36.431	23.798	30.548	42.085	287.2	56:26.851								
10	2	1:35.366	23.393	30.096	41.877	288.0	58:02.217								





FIA WEC 6 Hours of Fuji Free Practice 1

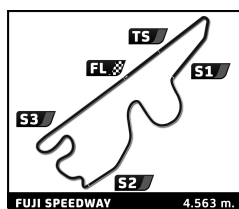
Sector Analysis

Lap under Red Flag **Invalidated Lap** **Personal Best** **Session Best** **B** Crossing the pit lane

Lap	D	Time	Sector 1	Sector 2	Sector 3	T. Spd	Elapsed	Lap	D	Time	Sector 1	Sector 2	Sector 3	T. Spd	Elapsed
11	2	1:34.773	23.380	29.600	41.793	289.5	59:36.990	34	3	1:39.279	24.203	31.296	43.780	290.3	1:06:10.269
12	2	1:40.279 B	23.319	29.822	47.138	286.5	1:01:17.269	35	3	1:43.396 B	23.845	30.677	48.874	285.7	1:07:53.665
13	3	3:57.183	2:41.441	32.133	43.609	142.5	1:05:14.452	36	1	3:40.306	2:26.437	31.200	42.669	132.7	1:11:33.971
14	3	1:37.856	24.009	30.813	43.034	284.2	1:06:52.308	37	1	1:37.015	23.822	30.585	42.608	276.9	1:13:10.986
15	3	1:36.436	23.853	30.485	42.098	289.5	1:08:28.744	38	1	1:50.135	31.231	36.357	42.547	287.2	1:15:01.121
16	3	1:35.911	23.597	30.146	42.168	291.9	1:10:04.655	39	1	1:36.711	23.684	30.720	42.307	286.5	1:16:37.832
17	3	1:35.894	23.447	29.893	42.554	291.1	1:11:40.549	40	1	1:35.544	23.607	29.867	42.070	286.5	1:18:13.376
18	3	1:35.995	23.341	30.362	42.292	291.9	1:13:16.544	41	1	1:35.188	23.561	29.656	41.971	288.0	1:19:48.564
19	3	1:36.720	23.657	30.723	42.340	292.7	1:14:53.264	42	1	1:35.676	23.489	30.024	42.163	288.8	1:21:24.240
20	3	1:35.339	23.319	30.136	41.884	293.5	1:16:28.603	43	1	1:36.037	23.733	30.205	42.099	289.5	1:23:00.277
21	3	1:35.214	23.396	29.986	41.832	293.5	1:18:03.817	44	1	1:36.026	23.595	30.115	42.316	290.3	1:24:36.303
22	3	1:43.487 B	23.542	30.135	49.810	291.1	1:19:47.304	45	1	1:35.531	23.509	29.636	42.386	288.8	1:26:11.834
23	1	3:41.486	2:24.455	33.226	43.805	148.1	1:23:28.790	46	1	1:35.527	23.567	29.941	42.019	288.8	1:27:47.361
24	1	1:40.044	25.022	31.094	43.928	224.5	1:25:08.834	47	1	1:35.518	23.520	29.757	42.241	288.0	1:29:22.879
25	1	1:39.290	24.403	32.076	42.811	251.2	1:26:48.124	48	1	1:35.619	23.575	29.976	42.068	288.0	1:30:58.498
26	1	1:38.385	24.219	30.483	43.683	278.4	1:28:26.509								
27	1	1:37.605	24.237	30.717	42.651	282.7	1:30:04.114								

Lap	D	Time	Sector 1	Sector 2	Sector 3	T. Spd	Elapsed
35	2	3:01.455	1:43.484	35.383	42.588	145.2	3:01.455
2	2	1:36.948	24.576	29.950	42.422	269.3	4:38.403
3	2	2:50.734	25.227	1:07.549	1:17.958	265.4	7:29.137
4	2	2:00.428	46.644	31.987	41.797	80.1	9:29.565
5	2	1:35.624	23.915	30.119	41.590	275.5	11:05.189
6	2	1:35.617	23.689	30.266	41.662	288.0	12:40.806
7	2	1:34.875	23.505	29.716	41.654	285.0	14:15.681
8	2	1:34.617	23.668	29.571	41.378	282.7	15:50.298
9	2	1:41.123 B	23.578	29.673	47.872	286.5	17:31.421
10	2	5:14.139	4:00.418	32.068	41.653	149.2	22:45.560
11	2	1:36.518	23.747	30.711	42.060	285.7	24:22.078
12	2	1:35.157	23.522	29.814	41.821	285.7	25:57.235
13	2	1:41.122 B	23.410	29.899	47.813	287.2	27:38.357
14	1	3:00.535	1:46.777	30.559	43.199	147.7	30:38.892
15	1	1:37.583	24.364	30.982	42.237	238.9	32:16.475
16	1	1:36.832	23.764	30.255	42.813	286.5	33:53.307
17	1	1:35.738	23.615	30.160	41.963	288.0	35:29.045
18	1	1:35.808	23.580	30.126	42.102	288.0	37:04.853
19	1	1:37.239	23.694	30.950	42.595	287.2	38:42.092
20	1	1:35.949	23.729	30.200	42.020	288.0	40:18.041
21	1	1:43.762 B	23.659	30.040	50.063	286.5	42:01.803
22	3	4:29.732	3:13.959	31.932	43.841	146.3	46:31.535
23	3	1:38.849	24.308	30.981	43.560	278.4	48:10.384
24	3	1:38.644	24.250	30.954	43.440	285.0	49:49.028
25	3	1:38.284	24.088	30.722	43.474	286.5	51:27.312
26	3	1:38.557	24.455	30.756	43.346	273.4	53:05.869
27	3	1:40.361	24.675	31.477	44.209	277.6	54:46.230
28	3	1:37.656	24.014	30.750	42.892	288.8	56:23.886
29	3	1:38.373	23.936	30.482	43.955	287.2	58:02.259
30	3	1:37.825	24.433	30.346	43.046	269.3	59:40.084
31	3	1:37.230	23.828	30.354	43.048	286.5	1:01:17.314
32	3	1:36.585	23.756	30.322	42.507	288.0	1:02:53.899
33	3	1:37.091	23.770	30.569	42.752	288.8	1:04:30.990

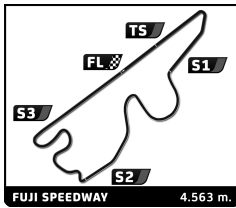
Lap	D	Time	Sector 1	Sector 2	Sector 3	T. Spd	Elapsed
1	2	2:27.081 B	57.375	34.126	55.580	143.8	2:27.081
2	2	9:17.936	8:05.395	30.848	41.693	148.8	11:45.017
3	2	1:33.921	23.269	29.323	41.329	286.5	13:18.938
4	2	1:32.901	23.032	29.097	40.772	282.7	14:51.839
5	2	1:32.556	23.303	28.732	40.521	275.5	16:24.395
6	2	1:33.114	23.110	29.465	40.539	280.5	17:57.509
7	2	1:33.636	23.150	29.181	41.305	289.5	19:31.145
8	2	1:33.941	22.879	29.500	41.562	289.5	21:05.086
9	2	1:40.784 B	23.045	30.522	47.217	279.1	22:45.870
10	3	12:24.347	...	30.339	41.987	145.9	35:10.217
11	3	1:34.157	23.393	29.630	41.134	291.9	36:44.374
12	3	1:33.302	23.110	29.099	41.093	300.0	38:17.676
13	3	1:33.181	22.969	28.805	41.407	300.0	39:50.857
14	3	1:42.512 B	23.433	30.685	48.394	305.1	41:33.369
15	3	3:36.055	2:23.470	31.386	41.199	129.5	45:09.424
16	3	1:33.605	23.107	29.273	41.225	293.5	46:43.029
17	3	1:35.131	22.879	29.358	42.894	285.7	48:18.160
18	3	1:32.953	22.823	29.317	40.813	292.7	49:51.113
19	3	1:36.279	23.486	29.981	42.812	283.5	51:27.392
20	3	1:33.971	22.826	29.500	41.645	288.0	53:01.363
21	3	1:35.153	23.172	29.525	42.456	279.1	54:36.516
22	3	1:32.947	22.818	29.192	40.937	302.5	56:09.463
23	3	1:39.204 B	23.270	29.194	46.740	291.9	57:48.667
24	1	9:53.160	8:41.963	30.057	41.140	139.5	1:07:41.827
25	1	1:34.779	23.812	29.722	41.245	250.0	1:09:16.606
26	1	1:34.248	23.594	29.473	41.181	267.3	1:10:50.854
27	1	1:34.520	23.490	29.791	41.239	270.7	1:12:25.374
28	1	1:34.425	23.403	29.547	41.475	282.0	1:13:59.799
29	1	1:33.664	23.371	29.258	41.035	259.0	1:15:33.463
30	1	1:34.039	23.249	29.600	41.190	275.5	1:17:07.502
31	1	1:33.964	23.433	29.523	41.008	264.7	1:18:41.466
32	1	1:42.040 B	23.457	29.914	48.669	284.2	1:20:23.506
33	2	5:05.824	3:53.396	31.226	41.202	80.1	1:25:29.330
34	2	1:32.687	23.309	28.704	40.674	271.4	1:27:02.017
35	2	1:33.703	22.953	29.336	41.414	280.5	1:28:35.720



FIA WEC 6 Hours of Fuji Free Practice 1

Sector Analysis

Lap under Red Flag										Invalidated Lap										Personal Best										Session Best										B Crossing the pit lane																																																																																																																																																																																																																																																																																							
Lap	D	Time	Sector 1	Sector 2	Sector 3	T. Spd	Elapsed	Lap	D	Time	Sector 1	Sector 2	Sector 3	T. Spd	Elapsed	Lap	D	Time	Sector 1	Sector 2	Sector 3	T. Spd	Elapsed	Lap	D	Time	Sector 1	Sector 2	Sector 3	T. Spd	Elapsed	Lap	D	Time	Sector 1	Sector 2	Sector 3	T. Spd	Elapsed																																																																																																																																																																																																																																																																																								
36	2	1:32.874	23.185	28.846	40.843	251.7	1:30:08.594	6	2	1:33.855	23.546	29.541	40.768	290.3	11:22.460	7	2	1:39.456 B	23.095	29.087	47.274	291.1	13:01.916	8	2	4:27.203	3:12.315	30.259	44.629	148.6	17:29.119	9	2	1:34.116	23.325	29.455	41.336	289.5	19:03.235	10	2	1:35.393	23.546	29.395	42.452	290.3	20:38.628	11	2	1:34.612	23.452	29.691	41.469	285.7	22:13.240	12	2	1:38.740 B	23.409	29.192	46.139	288.0	23:51.980	13	2	5:29.273	4:14.320	30.160	44.793	147.7	29:21.253	14	2	1:34.352	23.393	29.378	41.581	291.9	30:55.605	15	2	1:34.965	23.632	29.872	41.461	291.9	32:30.570	16	2	1:40.379 B	23.191	29.596	47.592	293.5	34:10.949	17	2	4:45.620	3:34.285	29.769	41.566	147.9	38:56.569	18	2	1:35.600	23.348	29.522	42.730	291.1	40:32.169	19	2	1:34.750	23.418	29.607	41.725	290.3	42:06.919	20	2	1:34.160	23.143	29.663	41.354	292.7	43:41.079	21	2	1:40.254 B	23.495	30.443	46.316	290.3	45:21.333	22	1	4:09.642	2:53.746	32.701	43.195	146.9	49:30.975	23	1	1:37.722	24.285	30.837	42.600	275.5	51:08.697	24	1	1:36.512	23.904	30.373	42.235	288.0	52:45.209	25	1	1:36.666	23.755	30.360	42.551	291.9	54:21.875	26	1	1:36.087	23.651	30.141	42.295	293.5	55:57.962	27	1	1:37.851	24.520	30.829	42.502	239.5	57:35.813	28	1	1:35.816	23.617	30.207	41.992	291.9	59:11.629	29	1	1:36.966	23.508	29.947	43.511	295.9	1:00:48.595	30	1	1:36.259	23.647	30.355	42.257	294.3	1:02:24.854	31	1	1:43.578 B	23.725	30.272	49.581	296.7	1:04:08.432	32	1	5:00.255	3:47.198	30.794	42.263	147.9	1:09:08.687	33	1	1:36.521	23.579	30.197	42.745	287.2	1:10:45.208	34	1	1:35.489	23.654	30.050	41.785	286.5	1:12:20.697	35	1	1:37.144	23.653	30.385	43.106	291.9	1:13:57.841	36	1	1:41.408 B	23.689	29.958	47.761	288.8	1:15:39.249	37	3	4:40.789	3:23.402	31.664	45.723	148.6	1:20:20.038	38	3	1:36.849	24.155	30.110	42.584	290.3	1:21:56.887	39	3	1:35.205	23.441	29.922	41.842	291.9	1:23:32.092	40	3	1:35.821	23.589	30.051	42.181	292.7	1:25:07.913	41	3	1:34.652	23.304	29.693	41.655	293.5	1:26:42.565	42	3	1:36.174	23.280	29.958	42.936	294.3	1:28:18.739	43	3	1:36.249	23.745	30.432	42.072	291.1	1:29:54.988	44	3	1:35.529	23.625	29.947	41.957	286.5	1:31:30.517
38	JOTA 1. Roberto GONZALEZ 3. William STEVENS 2. Antonio Felix DA COSTA							Oreca 07 - Gibson LMP2							45	Algarve Pro Racing 1. Steven THOMAS 3. René BINDER 2. James ALLEN							Oreca 07 - Gibson LMP2 P/A																																																																																																																																																																																																																																																																																																								
1	2	1:59.820	42.810	32.633	44.377	147.1	1:59.820	1	2	2:32.218 B	1:08.889	31.667	51.662	143.4	2:32.218	2	2	5:51.792	3:53.511	1:07.040	51.241	79.9	8:24.010	3	2	1:35.222	23.833	30.059	41.330	274.1	9:59.232	4	2	2:05.127	23.268	29.546	1:12.313	290.3	12:04.359	5	2	1:34.095	23.453	29.185	41.457	288.8	13:38.454	6	2	1:34.054	23.289	29.339	41.426	291.1	15:12.508	7	2	1:34.350	23.046	29.678	41.626	291.9	16:46.858	8	2	1:34.419	23.757	29.119	41.543	291.1	18:21.277	9	2	1:35.881	23.518	30.448	41.915	291.1	19:57.158	10	2	1:34.143	23.238	29.409	41.496	288.8	21:31.301	11	2	1:43.150 B	23.787	30.105	49.258	286.5	23:14.451																																																																																																																																																																																																																																
41	Realteam by WRT 1. Rui ANDRADE 3. Norman NATO 2. Ferdinand HABSBURG							Oreca 07 - Gibson LMP2																																																																																																																																																																																																																																																																																																																							
1	2	1:51.991	37.644	31.712	42.635	145.4	1:51.991	1	2	1:34.621	23.803	29.645	41.173	273.4	3:26.612	3	2	1:34.881	23.461	29.806	41.614	282.7	5:01.493	4	2	3:10.197	52.955	1:07.532	1:09.710	80.4	8:11.690	5	2	1:36.915	24.776	30.482	41.657	262.8	9:48.605																																																																																																																																																																																																																																																																																								



FIA WEC

6 Hours of Fuji

Free Practice 1

Sector Analysis

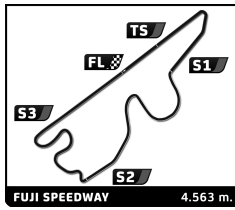
Lap under Red Flag Invalidated Lap Personal Best Session Best Crossing the pit lane

Lap	D	Time	Sector 1	Sector 2	Sector 3	T. Spd	Elapsed	Lap	D	Time	Sector 1	Sector 2	Sector 3	T. Spd	Elapsed
12	1	3:57.589	2:40.777	31.670	45.142	126.3	27:12.040	16	3	1:42.666	25.758	32.516	44.392	263.4	34:54.556
13	1	1:39.336	24.221	30.848	44.267	264.7	28:51.376	17	3	1:42.047	25.331	32.256	44.460	264.7	36:36.603
14	1	1:40.585	25.230	31.464	43.891	221.8	30:31.961	18	3	1:42.088	25.434	32.276	44.378	260.9	38:18.691
15	1	1:39.347	23.939	31.082	44.326	281.2	32:11.308	19	3	1:42.029	25.359	32.275	44.395	263.4	40:00.720
16	1	1:45.766	29.748	31.867	44.151	289.5	33:57.074	20	3	1:41.997	25.407	32.390	44.200	261.5	41:42.717
17	1	1:38.751	23.916	31.083	43.752	273.4	35:35.825	21	3	1:42.115	25.414	32.266	44.435	262.8	43:24.832
18	1	1:38.017	23.992	30.656	43.369	279.8	37:13.842	22	3	1:49.547 B	25.499	33.325	50.723	262.1	45:14.379
19	1	1:38.331	24.054	30.825	43.452	279.1	38:52.173	23	2	3:56.454	2:38.799	33.105	44.550	136.9	49:10.833
20	1	1:38.324	24.023	30.463	43.838	268.7	40:30.497	24	2	1:42.381	25.619	32.591	44.171	260.9	50:53.214
21	1	1:38.933	23.945	30.971	44.017	284.2	42:09.430	25	2	1:41.171	25.154	31.899	44.118	262.8	52:34.385
22	1	1:38.680	23.739	31.072	43.869	281.2	43:48.110	26	2	1:41.314	25.066	32.206	44.042	264.1	54:15.699
23	1	1:39.270	24.257	31.567	43.446	281.2	45:27.380	27	2	1:41.092	25.048	32.019	44.025	264.7	55:56.791
24	1	1:37.514	23.759	30.547	43.208	281.2	47:04.894	28	2	1:40.668	24.963	31.862	43.843	266.0	57:37.459
25	1	1:38.161	23.727	30.549	43.885	287.2	48:43.055	29	2	1:41.796	25.476	32.159	44.161	242.7	59:19.255
26	1	1:45.829 B	23.724	31.640	50.465	282.7	50:28.884	30	2	1:40.541	25.229	31.688	43.624	264.7	1:00:59.796
27	3	6:11.794	4:57.098	31.560	43.136	147.3	56:40.678	31	2	1:40.269	24.991	31.574	43.704	265.4	1:02:40.065
28	3	1:39.689	24.990	31.506	43.193	225.9	58:20.367	32	2	1:41.256	24.953	32.810	43.493	265.4	1:04:21.321
29	3	1:37.278	23.918	30.493	42.867	279.8	59:57.645	33	2	1:40.009	24.881	31.439	43.689	264.7	1:06:01.330
30	3	1:35.854	23.667	29.993	42.194	281.2	1:01:33.499	34	2	1:47.177 B	24.996	31.531	50.650	263.4	1:07:48.507
31	3	1:35.220	23.418	30.025	41.777	290.3	1:03:08.719	35	1	2:43.591	1:27.904	31.623	44.064	138.6	1:10:32.098
32	3	1:37.462	24.920	29.908	42.634	291.1	1:04:46.181	36	1	1:45.290 B	24.931	31.496	48.863	264.7	1:12:17.388
33	3	1:35.358	23.594	29.982	41.782	291.1	1:06:21.539	37	3	3:43.401	2:27.060	32.228	44.113	138.8	1:16:00.789
34	3	1:35.169	23.283	29.814	42.072	291.9	1:07:56.708	38	3	1:41.366	25.212	31.913	44.241	262.1	1:17:42.155
35	3	1:37.078	23.691	30.179	43.208	278.4	1:09:33.786	39	3	1:41.086	25.232	31.811	44.043	262.1	1:19:23.241
36	3	1:34.832	23.429	29.625	41.778	287.2	1:11:08.618	40	3	1:41.164	25.402	31.747	44.015	249.4	1:21:04.405
37	3	1:34.681	23.397	29.612	41.672	291.1	1:12:43.299	41	3	1:41.706	25.118	31.728	44.860	264.1	1:22:46.111
38	3	1:41.899 B	23.616	29.561	48.722	288.0	1:14:25.198	42	3	1:47.630 B	25.195	32.547	49.888	266.7	1:24:33.741
39	1	4:44.535	3:28.163	31.344	45.028	134.3	1:19:09.733	43	2	3:02.017	1:46.159	31.904	43.954	137.6	1:27:35.758
40	1	1:37.750	23.986	30.513	43.251	279.1	1:20:47.483	44	2	1:40.508	25.117	31.795	43.596	261.5	1:29:16.266
41	1	1:38.775	24.047	31.111	43.617	279.1	1:22:26.258	45	2	1:39.935	25.066	31.170	43.699	263.4	1:30:56.201
42	1	1:39.621	25.518	30.849	43.254	284.2	1:24:05.879								
43	1	1:37.940	24.039	30.572	43.329	281.2	1:25:43.819								
44	1	1:38.440	23.814	31.247	43.379	280.5	1:27:22.259								
45	1	1:38.152	24.155	30.539	43.458	271.4	1:29:00.411								
46	1	1:38.806	23.982	31.007	43.817	282.0	1:30:39.217								

46		Team Project 1			Porsche 911 RSR - 19		
		1. Matteo CAIROLI	3. Nicolas LEUTWILER	LMGTE Am			
		2. Mikkel PEDERSEN					
1	1	3:29.535	2:05.658	34.362	49.515	135.3	3:29.535
2	1	1:53.908	25.298	32.215	56.395	261.5	5:23.443
3	1	3:03.364	58.505	1:07.786	57.073	79.9	8:26.807
4	1	1:39.582	25.196	31.409	42.977	260.9	10:06.389
5	1	1:39.064	24.815	31.094	43.155	263.4	11:45.453
6	1	1:39.685	25.105	31.048	43.532	264.7	13:25.138
7	1	1:44.064 B	24.896	31.071	48.097	265.4	15:09.202
8	3	5:58.650	4:39.607	33.706	45.337	138.3	21:07.852
9	3	1:44.677	26.210	33.711	44.756	247.7	22:52.529
10	3	1:42.830	25.719	32.520	44.591	259.0	24:35.359
11	3	1:42.843	25.535	32.543	44.765	260.9	26:18.202
12	3	1:43.131	25.659	32.640	44.832	259.0	28:01.333
13	3	1:45.312	25.913	33.309	46.090	262.1	29:46.645
14	3	1:42.594	25.313	32.389	44.892	263.4	31:29.239
15	3	1:42.651	25.458	32.490	44.703	263.4	33:11.890

51		AF Corse			Ferrari 488 GTE Evo		
		1. Alessandro PIER GUIDI	2. James CALADO	LMGTE Pro			
1	2	2:36.803 B	1:06.074	35.200	55.529	134.7	2:36.803
2	2	9:02.477	7:38.779	39.158	44.540	138.5	11:39.280
3	2	1:42.651	24.852	30.894	46.905	261.5	13:21.931
4	2	1:38.465	24.500	31.106	42.859	270.7	15:00.396
5	2	1:38.210	24.406	31.055	42.749	271.4	16:38.606
6	2	1:41.489	24.395	30.971	46.123	271.4	18:20.095
7	2	1:38.441	24.419	31.121	42.901	271.4	19:58.536
8	2	1:37.753	24.280	30.773	42.700	270.7	21:36.289
9	2	1:37.723	24.294	30.717	42.712	270.7	23:14.012
10	2	1:45.197 B	24.400	30.713	50.084	272.0	24:59.209
11	2	3:32.555	2:15.546	31.923	45.086	142.9	28:31.764
12	2	1:38.357	24.537	30.952	42.868	270.7	30:10.121
13	2	1:38.003	24.293	30.848	42.862	272.0	31:48.124
14	2	1:37.735	24.314	30.627	42.794	271.4	33:25.859
15	2	1:37.948	24.204	30.781	42.963	272.0	35:03.807
16	2	1:42.737 B	24.289	30.766	47.682	272.0	36:46.544
17	1	3:05.308	1:49.192	32.305	43.811	142.5	39:51.852
18	1	1:39.894	24.846	31.385	43.663	266.0	41:31.746
19	1	1:39.140	24.553	31.110	43.477	272.0	43:10.886
20	1	1:39.071	24.419	31.111	43.541	272.7	44:49.957

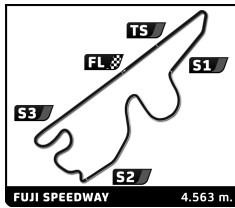




FIA WEC 6 Hours of Fuji Free Practice 1 Sector Analysis

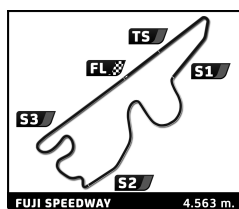
Lap under Red Flag															
Invalidated Lap															
Personal Best															
Session Best															
B Crossing the pit lane															
Lap	D	Time	Sector 1	Sector 2	Sector 3	T. Spd	Elapsed	Lap	D	Time	Sector 1	Sector 2	Sector 3	T. Spd	Elapsed
21	1	1:38.765	24.485	31.262	43.018	270.7	46:28.722	26	2	1:38.490	24.494	31.045	42.951	271.4	54:21.739
22	1	1:38.365	24.404	31.133	42.828	270.7	48:07.087	27	2	1:39.104	24.683	31.383	43.038	272.0	56:00.843
23	1	1:38.528	24.473	31.070	42.985	270.7	49:45.615	28	2	1:39.023	24.491	31.162	43.370	271.4	57:39.866
24	1	1:38.086	24.461	30.888	42.737	270.7	51:23.701	29	2	1:39.325	24.730	31.359	43.236	271.4	59:19.191
25	1	1:43.986 B	24.404	30.872	48.710	271.4	53:07.687	30	2	1:38.958	24.436	31.230	43.292	271.4	1:00:58.149
26	1	3:30.953	2:16.083	31.562	43.308	143.4	56:38.640	31	2	1:38.645	24.480	31.192	42.973	271.4	1:02:36.794
27	1	1:39.514	24.560	31.222	43.732	270.7	58:18.154	32	2	1:38.522	24.522	31.094	42.906	270.7	1:04:15.316
28	1	1:39.122	24.529	30.991	43.602	270.0	59:57.276	33	2	1:39.343	24.539	31.455	43.349	272.0	1:05:54.659
29	1	1:39.160	24.779	30.790	43.591	247.7	1:01:36.436	34	2	1:39.181	24.799	31.246	43.136	270.0	1:07:33.840
30	1	1:39.030	24.554	31.421	43.055	271.4	1:03:15.466	35	2	1:38.659	24.555	31.057	43.047	270.7	1:09:12.499
31	1	1:38.345	24.456	31.088	42.801	271.4	1:04:53.811	36	2	1:38.692	24.502	31.130	43.060	270.7	1:10:51.191
32	1	1:38.786	24.345	31.230	43.211	271.4	1:06:32.597	37	2	1:45.550 B	24.774	31.056	49.720	270.0	1:12:36.741
33	1	1:38.213	24.407	30.989	42.817	270.7	1:08:10.810	38	1	7:01.402	5:43.104	34.201	44.097	143.6	1:19:38.143
34	1	1:38.285	24.408	31.015	42.862	271.4	1:09:49.095	39	1	1:39.886	25.071	31.578	43.237	247.1	1:21:18.029
35	1	1:38.441	24.492	31.081	42.868	271.4	1:11:27.536	40	1	1:39.712	24.712	31.470	43.530	268.7	1:22:57.741
36	1	1:38.276	24.331	31.011	42.934	271.4	1:13:05.812	41	1	1:40.044	24.789	31.475	43.780	270.0	1:24:37.785
37	1	1:43.800 B	24.386	31.095	48.319	272.0	1:14:49.612	42	1	1:39.615	24.702	31.096	43.817	271.4	1:26:17.400
38	2	4:08.413	2:52.962	31.639	43.812	144.0	1:18:58.025	43	1	1:44.962 B	24.599	31.541	48.822	273.4	1:28:02.362
39	2	1:38.312	24.568	30.988	42.756	270.7	1:20:36.337	54 AF Corse 1. Thomas FLOHR 2. Francesco CASTELLACCI 3. Davide RIGON Ferrari 488 GTE Evo LMGTE Am							
40	2	1:39.004	24.576	31.134	43.294	271.4	1:22:15.341	1	2	2:18.286 B	49.501	34.759	54.026	130.3	2:18.286
41	2	1:38.887	24.592	31.105	43.190	274.1	1:23:54.228	2	2	4:41.200	2:27.639	56.223	1:17.338	134.7	6:59.486
42	2	1:38.437	24.557	30.895	42.985	272.7	1:25:32.665	3	2	2:18.767	58.778	36.025	43.964	79.9	9:18.253
43	2	1:40.050	25.935	31.067	43.048	185.6	1:27:12.715	4	2	1:43.566	25.377	31.978	46.211	260.9	11:01.819
44	2	1:39.560	24.851	31.461	43.248	244.3	1:28:52.275	5	2	1:41.885	25.050	33.112	43.723	262.1	12:43.704
45	2	1:38.401	24.470	30.976	42.955	273.4	1:30:30.676	6	2	1:40.653	25.103	32.006	43.544	261.5	14:24.357
52 AF Corse 1. Miguel MOLINA 2. Antonio FUOCO Ferrari 488 GTE Evo LMGTE Pro															
1	2	3:17.112 B	1:49.801	33.676	53.635	136.7	3:17.112	7	2	1:40.761	24.893	32.105	43.763	264.1	16:05.118
2	1	5:03.897	3:03.140	1:06.930	53.827	80.1	8:21.009	8	2	1:47.236 B	25.235	31.941	50.060	262.1	17:52.354
3	1	1:40.373	25.472	31.590	43.311	241.6	10:01.382	9	2	6:44.650	5:26.734	32.610	45.306	137.4	24:37.004
4	1	1:39.328	24.964	31.432	42.932	261.5	11:40.710	10	2	1:44.459	25.233	32.220	47.006	263.4	26:21.463
5	1	1:39.122	24.852	30.858	43.412	267.3	13:19.832	11	2	1:39.988	25.204	31.481	43.303	262.1	28:01.451
6	1	1:38.960	24.524	31.348	43.088	270.7	14:58.792	12	2	1:40.354	25.165	31.713	43.476	250.6	29:41.805
7	1	1:38.486	24.587	31.085	42.814	269.3	16:37.278	13	2	1:45.814 B	25.152	31.613	49.049	263.4	31:27.619
8	1	1:40.689	24.594	31.289	44.806	264.1	18:17.967	14	2	3:32.440	2:11.815	36.686	43.939	137.4	35:00.059
9	1	1:44.278 B	24.523	31.185	48.570	269.3	20:02.245	15	2	1:40.160	25.024	31.754	43.382	264.1	36:40.219
10	2	5:12.594	3:53.127	33.574	45.893	144.4	25:14.839	16	2	1:40.403	24.944	31.725	43.734	264.1	38:20.622
11	2	1:41.501	25.747	32.025	43.729	240.5	26:56.340	17	2	1:50.969 B	25.096	32.180	53.693	264.7	40:11.591
12	2	1:39.925	24.807	31.686	43.432	270.0	28:36.265	18	1	3:47.937	2:27.193	34.633	46.111	113.8	43:59.528
13	2	1:40.340	24.689	32.380	43.271	267.3	30:16.605	19	1	1:43.862	25.837	33.690	44.335	252.3	45:43.390
14	2	1:39.182	24.600	31.403	43.179	270.0	31:55.787	20	1	1:43.435	25.721	33.391	44.323	260.9	47:26.825
15	2	1:38.857	24.588	31.258	43.011	263.4	33:34.644	21	1	1:42.067	25.454	32.552	44.061	262.1	49:08.892
16	2	1:38.614	24.523	31.175	42.916	270.0	35:13.258	22	1	1:41.517	25.330	32.310	43.877	261.5	50:50.409
17	2	1:38.438	24.497	31.223	42.718	270.7	36:51.696	23	1	1:42.518	25.361	32.372	44.785	264.1	52:32.927
18	2	1:38.494	24.444	31.210	42.840	265.4	38:30.190	24	1	1:41.778	25.317	32.020	44.441	263.4	54:14.705
19	2	1:38.178	24.453	31.136	42.589	270.0	40:08.368	25	1	1:42.223	25.520	32.150	44.553	264.1	55:56.928
20	2	1:38.864	24.636	31.072	43.156	270.0	41:47.232	26	1	1:42.885	26.005	32.638	44.242	238.9	57:39.813
21	2	1:38.121	24.498	30.935	42.688	269.3	43:25.353	27	1	1:41.812	25.678	32.219	43.915	254.7	59:21.625
22	2	1:38.914	24.683	31.105	43.126	266.0	45:04.267	28	1	1:44.168	25.491	32.246	46.431	264.7	1:01:05.793
23	2	1:44.808 B	24.467	30.901	49.440	270.0	46:49.075	29	1	1:41.829	25.402	32.342	44.085	262.8	1:02:47.622
24	2	4:13.241	2:58.815	31.216	43.210	143.6	51:02.316	30	1	1:40.941	25.259	31.809	43.873	264.1	1:04:28.563
25	2	1:40.933	26.642	31.291	43.000	262.1	52:43.249	31	1	1:48.801 B	25.318	32.943	50.540	264.1	1:06:17.364
								32	3	3:18.152	2:01.294	32.663	44.195	141.0	1:09:35.516





FIA WEC 6 Hours of Fuji Free Practice 1 Sector Analysis

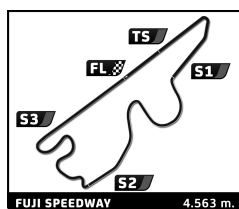
Lap under Red Flag										Invalidated Lap	Personal Best	Session Best	B Crossing the pit lane					
Lap	D	Time	Sector 1	Sector 2	Sector 3	T. Spd	Elapsed	Lap	D	Time	Sector 1	Sector 2	Sector 3	T. Spd	Elapsed			
33	3	1:40.760	25.435	31.909	43.416	259.6	1:11:16.276	39	2	1:40.875	25.282	31.771	43.822	262.1	1:27:30.431			
34	3	1:40.328	25.030	32.008	43.290	264.1	1:12:56.604	40	2	1:40.762	25.105	31.707	43.950	262.8	1:29:11.193			
35	3	1:39.667	25.122	31.415	43.130	264.7	1:14:36.271	41	2	1:40.624	25.154	31.580	43.890	260.2	1:30:51.817			
36	3	1:40.692	25.181	31.758	43.753	264.1	1:16:16.963	60 Iron Lynx							Ferrari 488 GTE Evo			
37	3	1:39.489	24.837	31.430	43.222	264.7	1:17:56.452	1.Claudio SCHIAVONI							3.Giancarlo FISICHELLA			
38	3	1:39.879	24.999	31.573	43.307	266.0	1:19:36.331	2.Matteo CRESSONI							LMGT Am			
39	3	1:45.697 B	24.854	31.704	49.139	264.7	1:21:22.028	1	3	2:43.829 B	1:14.714	33.565	55.550	128.1	2:43.829			
40	3	3:18.677	1:59.456	33.602	45.619	140.3	1:24:40.705	2	3	5:26.219	3:08.800	1:07.725	1:09.694	79.9	8:10.048			
41	3	1:40.127	25.112	31.731	43.284	265.4	1:26:20.832	3	3	1:42.450	26.976	32.548	42.926	228.8	9:52.498			
42	3	1:40.045	24.791	31.395	43.859	267.3	1:28:00.877	4	3	1:39.886	25.115	31.689	43.082	262.1	11:32.384			
43	3	1:40.053	25.049	31.620	43.384	257.1	1:29:40.930	5	3	1:39.337	24.948	31.246	43.143	261.5	13:11.721			
44	3	1:39.623	24.846	31.589	43.188	266.0	1:31:20.553	6	3	1:47.248 B	25.011	31.467	50.770	244.9	14:58.969			
56 Team Project 1							Porsche 911 RSR - 19											
1.Takeshi KIMURA							3.Ben BARNICOAT				LMGT Am							
2.Oliver MILLROY																		
1	3	2:10.098	47.593	35.191	47.314	134.8	2:10.098	7	1	5:44.126	4:20.959	35.632	47.535	129.0	20:43.095			
2	3	1:41.191	25.679	31.840	43.672	242.2	3:51.289	8	1	2:44.749	26.282	1:30.460	48.007	256.5	23:27.844			
3	3	2:10.712	25.218	31.602	1:13.892	262.1	6:02.001	9	1	1:49.529	26.160	36.586	46.783	251.2	25:17.373			
4	3	2:50.557	58.495	1:06.030	46.032	80.0	8:52.558	10	1	1:47.018	26.347	34.977	45.694	242.7	27:04.391			
5	3	1:40.706	25.341	31.741	43.624	262.1	10:33.264	11	1	1:45.774	25.822	34.622	45.330	253.5	28:50.165			
6	3	1:39.934	24.995	31.382	43.557	262.8	12:13.198	12	1	1:46.207	26.063	34.359	45.785	257.1	30:36.372			
7	3	1:49.371 B	25.060	31.332	52.979	265.4	14:02.569	13	1	1:45.427	25.811	34.439	45.177	256.5	32:21.799			
8	3	3:50.176	2:29.908	35.469	44.799	137.2	17:52.745	14	1	1:46.026	25.661	34.118	46.247	260.2	34:07.825			
9	3	1:39.622	25.205	31.127	43.290	263.4	19:32.367	15	1	1:45.726	26.424	33.889	45.413	242.7	35:53.551			
10	3	1:39.639	24.784	31.388	43.467	264.7	21:12.006	16	1	1:46.096	26.093	34.479	45.524	256.5	37:39.647			
11	3	1:46.537	24.897	33.253	48.387	264.7	22:58.543	17	1	1:46.073	25.775	34.224	46.074	258.4	39:25.720			
12	3	1:47.160 B	24.980	31.771	50.409	264.7	24:45.703	18	1	2:00.287 B	26.748	36.959	56.580	255.9	41:26.007			
13	2	4:25.213	3:06.908	33.118	45.187	137.9	29:10.916	19	2	3:39.477	2:21.035	32.685	45.757	138.1	45:05.484			
14	2	1:42.688	25.486	32.383	44.819	257.8	30:53.604	20	2	1:41.159	25.274	31.812	44.073	260.2	46:46.643			
15	2	1:42.106	25.321	32.312	44.473	260.2	32:35.710	21	2	1:40.475	25.130	31.770	43.575	260.9	48:27.118			
16	2	1:42.310	25.441	32.547	44.322	257.1	34:18.020	22	2	1:39.904	25.031	31.633	43.240	262.8	50:07.022			
17	2	1:41.270	25.219	31.982	44.069	260.9	35:59.290	23	2	1:39.888	24.943	31.654	43.291	264.7	51:46.910			
18	2	1:47.707 B	25.182	31.920	50.605	262.8	37:46.997	24	2	1:39.758	24.821	31.598	43.339	265.4	53:26.668			
19	1	3:04.276	1:40.566	36.112	47.598	118.9	40:51.273	25	2	1:45.164 B	24.930	31.394	48.840	264.1	55:11.832			
20	1	1:46.854	26.298	33.972	46.584	254.7	42:38.127	26	2	3:30.552	2:15.074	32.144	43.334	138.8	58:42.384			
21	1	1:45.909	25.945	34.092	45.872	254.7	44:24.036	27	2	1:39.963	24.826	31.780	43.357	264.7	1:00:22.347			
22	1	1:55.313 B	26.351	33.911	55.051	245.5	46:19.349	28	2	1:39.834	24.891	31.480	43.463	264.1	1:02:02.181			
23	1	10:14.658	8:54.130	35.268	45.260	111.5	56:34.007	29	2	1:39.518	24.778	31.387	43.353	265.4	1:03:41.699			
24	1	1:47.271	26.038	33.074	48.159	258.4	58:21.278	30	2	1:40.097	24.783	31.664	43.650	265.4	1:05:21.796			
25	1	1:44.687	26.450	33.235	45.002	251.2	1:00:05.965	31	2	1:45.351 B	24.997	31.407	48.947	264.7	1:07:07.147			
26	1	1:43.333	25.723	32.838	44.772	259.0	1:01:49.298	32	1	3:22.201	2:03.828	33.495	44.878	130.4	1:10:29.348			
27	1	1:42.669	25.453	32.542	44.674	262.1	1:03:31.967	33	1	1:43.450	25.439	32.979	45.032	262.8	1:12:12.798			
28	1	1:43.311	25.596	32.609	45.106	262.8	1:05:15.278	34	1	1:45.644	25.880	33.695	46.069	260.2	1:13:58.442			
29	1	1:44.017	25.822	33.188	45.007	262.8	1:06:59.295	35	1	1:45.498	25.754	33.954	45.790	260.2	1:15:43.940			
30	1	1:43.693	25.429	32.397	45.867	262.1	1:08:42.988	36	1	1:44.969	25.658	33.866	45.445	262.1	1:17:28.909			
31	1	1:42.637	25.550	32.464	44.623	263.4	1:10:25.625	37	1	1:46.379	25.785	34.026	46.568	259.6	1:19:15.288			
32	1	1:42.559	25.319	32.238	45.002	263.4	1:12:08.184	38	1	1:43.895	25.550	33.571	44.774	260.9	1:20:59.183			
33	1	1:42.837	25.410	32.347	45.080	262.8	1:13:51.021	39	1	1:48.376	25.502	35.007	47.867	262.1	1:22:47.559			
34	1	1:43.600	25.621	32.533	45.446	263.4	1:15:34.621	40	1	1:43.673	25.708	33.092	44.873	261.5	1:24:31.232			
35	1	1:41.958	25.420	32.159	44.379	263.4	1:17:16.579	41	1	1:43.890	25.590	33.271	45.029	262.8	1:26:15.122			
36	1	1:43.726	25.382	32.466	45.878	263.4	1:19:00.305	42	1	1:48.895	25.545	35.692	47.658	262.1	1:28:04.017			
37	1	1:48.872 B	25.390	32.706	50.776	264.1	1:20:49.177	43	1	1:44.612	25.381	33.416	45.815	261.5	1:29:48.629			
38	2	5:00.379	3:43.843	32.365	44.171	137.2	1:25:49.556	44	1	1:45.406	25.450	33.591	46.365	260.9	1:31:34.035			
64 Corvette Racing							Chevrolet Corvette C8.R											
1.Tommy MILNER							LMGT Pro											
2.Nick TANDY																		



FIA WEC 6 Hours of Fuji Free Practice 1

Sector Analysis

Lap		D	Time	Sector 1	Sector 2	Sector 3	T. Spd	Elapsed	Lap under Red Flag Invalidated Lap Personal Best Session Best Crossing the pit lane								
Lap	D	Time	Sector 1	Sector 2	Sector 3	T. Spd	Elapsed	Lap	D	Time	Sector 1	Sector 2	Sector 3	T. Spd	Elapsed		
1	1	2:20.582	B	51.913	36.443	52.226	135.3	2:20.582	18	1	1:42.691	25.358	32.643	44.690	262.1	36:07.739	
2	1	5:48.868		3:30.653	1:08.249	1:09.966	79.6	8:09.450	19	1	1:43.020	25.476	32.919	44.625	261.5	37:50.759	
3	1	1:45.538		27.232	33.652	44.654	232.8	9:54.988	20	1	1:51.035	B	25.521	32.816	52.698	259.6	39:41.794
4	1	1:41.769		25.577	32.456	43.736	255.3	11:36.757	21	1	2:17.349	B	52.736	32.779	51.834	138.1	41:59.143
5	1	1:40.213		25.137	31.726	43.350	261.5	13:16.970	22	3	3:32.338		2:12.895	34.928	44.515	139.7	45:31.481
6	1	1:39.999		25.227	31.652	43.120	258.4	14:56.969	23	3	1:43.402		26.605	33.032	43.765	248.3	47:14.883
7	1	1:39.562		24.925	31.356	43.281	263.4	16:36.531	24	3	1:40.392		25.280	31.945	43.167	263.4	48:55.275
8	1	1:44.617	B	24.843	31.348	48.426	263.4	18:21.148	25	3	1:40.998		25.034	31.707	44.257	265.4	50:36.273
9	1	12:02.300		...	31.907	43.265	139.5	30:23.448	26	3	1:40.372		25.139	32.016	43.217	264.7	52:16.645
10	1	1:39.736		24.904	31.287	43.545	262.8	32:03.184	27	3	1:39.988		24.928	31.551	43.509	264.7	53:56.633
11	1	1:39.571		24.937	31.325	43.309	263.4	33:42.755	28	3	1:46.856	B	25.080	31.541	50.235	265.4	55:43.489
12	1	1:39.706		24.835	31.566	43.305	264.7	35:22.461	29	3	3:21.277		2:04.472	31.935	44.870	141.2	59:04.766
13	1	1:39.276		24.650	31.499	43.127	266.7	37:01.737	30	3	1:39.747		24.898	31.586	43.263	264.7	1:00:44.513
14	1	1:39.275		24.687	31.427	43.161	263.4	38:41.012	31	3	1:39.405		24.907	31.408	43.090	264.1	1:02:23.918
15	1	1:45.243	B	25.173	32.191	47.879	263.4	40:26.255	32	3	1:47.728	B	26.203	32.573	48.952	264.7	1:04:11.646
16	1	9:39.583		8:24.866	31.672	43.045	139.7	50:05.838	33	1	5:36.965		4:19.742	33.057	44.166	137.9	1:09:48.611
17	1	1:39.744		24.879	31.266	43.599	265.4	51:45.582	34	1	1:42.969		25.835	32.279	44.855	234.3	1:11:31.580
18	1	1:39.448		24.757	31.424	43.267	266.0	53:25.030	35	1	1:42.137		24.906	32.391	44.840	265.4	1:13:13.717
19	1	1:39.140		24.715	31.337	43.088	266.0	55:04.170	36	1	1:43.725		25.354	32.588	45.783	260.9	1:14:57.442
20	1	1:44.779	B	24.836	32.310	47.633	266.7	56:48.949	37	1	1:49.521	B	25.346	33.056	51.119	262.1	1:16:46.963
21	2	7:19.990		6:02.974	32.770	44.246	141.7	1:04:08.939	38	1	2:34.753		1:17.431	32.576	44.746	138.1	1:19:21.716
22	2	1:40.238		24.933	31.542	43.763	258.4	1:05:49.177	39	1	1:40.939		24.999	32.512	43.428	264.1	1:21:02.655
23	2	1:40.074		24.609	31.485	43.980	265.4	1:07:29.251	40	1	1:42.908		25.057	32.556	45.295	265.4	1:22:45.563
24	2	1:39.831		24.837	31.669	43.325	266.0	1:09:09.082	41	1	1:41.557		25.094	32.468	43.995	264.1	1:24:27.120
25	2	1:39.751		24.660	31.653	43.438	268.0	1:10:48.833	42	1	1:41.152		24.976	32.133	44.043	263.4	1:26:08.272
26	2	1:45.070	B	24.602	32.035	48.433	265.4	1:12:33.903	43	1	1:49.980	B	25.417	33.345	51.218	262.1	1:27:58.252
27	2	7:39.921		6:24.953	31.621	43.347	137.1	1:20:13.824	44	2	2:56.220		1:40.724	32.148	43.348	142.3	1:30:54.472
28	2	1:39.438		24.911	31.567	42.960	269.3	1:21:53.262	77 Dempsey - Proton Racing Porsche 911 RSR - 19								
29	2	1:38.829		24.548	31.134	43.147	270.0	1:23:32.091	1.Christian RIED 3.Harry TINCKNELL LMGTE Am								
30	2	1:45.348		24.906	31.774	48.668	268.7	1:25:17.439	2.Sebastian PRIAULX								
31	2	1:40.164		24.578	31.566	44.020	270.7	1:26:57.603	1	2	2:35.030	B	1:02.281	37.717	55.032	122.9	2:35.030
32	2	1:39.605		24.443	31.780	43.382	272.7	1:28:37.208	2	3	7:48.418		6:29.222	33.683	45.513	137.4	10:23.448
33	2	1:39.401		24.488	31.516	43.397	271.4	1:30:16.609	3	3	1:41.592		25.484	31.692	44.416	250.6	12:05.040
71 Spirit of Race Ferrari 488 GTE Evo LMGTE Am									4	3	1:40.779		25.314	31.449	44.016	257.8	13:45.819
1.Franck DEZOTEUX 3.Gabriel AUBRY									5	3	1:40.620		24.941	32.038	43.641	259.0	15:26.439
2.Pierre RAGUES									6	3	1:40.165		24.849	31.431	43.885	260.2	17:06.604
1	2	1:58.128	B	31.722	34.259	52.147	134.3	1:58.128	7	3	1:40.985		25.178	31.868	43.939	258.4	18:47.589
2	2	2:58.894		1:42.876	32.589	43.429	138.5	4:57.022	8	3	1:47.493	B	25.863	31.871	49.759	259.0	20:35.082
3	2	3:07.511		44.528	1:07.321	1:15.662	79.7	8:04.533	9	3	4:30.204		3:14.643	31.664	43.897	137.1	25:05.286
4	2	1:45.029		28.291	33.054	43.684	232.3	9:49.562	10	3	1:40.289		24.964	31.565	43.760	258.4	26:45.575
5	2	1:40.561		25.456	31.818	43.287	261.5	11:30.123	11	3	1:40.050		24.944	31.525	43.581	258.4	28:25.625
6	2	1:40.258		25.459	31.729	43.070	255.3	13:10.381	12	3	1:46.457	B	25.257	32.677	48.523	260.2	30:12.082
7	2	1:39.803		25.177	31.412	43.214	262.1	14:50.184	13	3	6:09.752		4:52.392	31.881	45.479	128.3	36:21.834
8	2	1:40.434		25.407	31.729	43.298	253.5	16:30.618	14	3	1:40.615		25.430	31.505	43.680	255.9	38:02.449
9	2	1:40.142		25.048	31.698	43.396	262.1	18:10.760	15	3	1:40.232		25.060	31.597	43.575	259.6	39:42.681
10	2	1:44.764	B	25.019	31.357	48.388	263.4	19:55.524	16	3	1:40.168		24.975	31.618	43.575	259.6	41:22.849
11	1	4:08.734		2:48.707	34.589	45.438	138.1	24:04.258	17	3	1:40.272		24.914	31.444	43.914	260.2	43:03.121
12	1	1:44.148		26.091	33.204	44.853	250.0	25:48.406	18	3	1:40.181		25.125	31.329	43.727	260.9	44:43.302
13	1	1:44.674		26.040	32.920	45.714	251.7	27:33.080	19	3	1:44.656	B	25.019	31.500	48.137	260.2	46:27.958
14	1	1:42.857		25.212	32.854	44.791	261.5	29:15.937	20	3	4:29.841		3:14.685	31.584	43.572	137.4	50:57.799
15	1	1:43.244		25.242	33.080	44.922	261.5	30:59.181	21	3	1:43.180		25.016	31.179	46.985	259.6	52:40.979
16	1	1:42.506		25.682	32.541	44.283	261.5	32:41.687	22	3	1:44.488	B	24.941	31.400	48.147	260.2	54:25.467
17	1	1:43.361		25.066	33.910	44.385	261.5	34:25.048	23	2	2:50.517		1:32.331	33.748	44.438	110.3	57:15.984

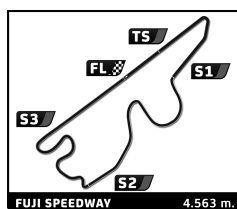


FIA WEC 6 Hours of Fuji Free Practice 1

Sector Analysis

Lap under Red Flag Invalidated Lap Personal Best Session Best Crossing the pit lane

Lap	D	Time	Sector 1	Sector 2	Sector 3	T. Spd	Elapsed	Lap	D	Time	Sector 1	Sector 2	Sector 3	T. Spd	Elapsed							
24	2	1:41.145	25.356	31.853	43.936	252.9	58:57.129	33	3	1:38.623	23.894	31.330	43.399	281.2	1:13:56.725							
25	2	1:40.755	25.327	31.673	43.755	259.6	1:00:37.884	34	3	1:35.526	23.523	29.810	42.193	287.2	1:15:32.251							
26	2	1:40.684	25.066	31.857	43.761	260.2	1:02:18.568	35	3	1:34.741	23.474	29.693	41.574	287.2	1:17:06.992							
27	2	1:40.094	25.169	31.268	43.657	262.1	1:03:58.662	36	3	1:34.351	23.389	29.640	41.322	288.8	1:18:41.343							
28	2	1:40.948	25.406	31.728	43.814	258.4	1:05:39.610	37	3	1:43.953 B	23.924	31.022	49.007	285.0	1:20:25.296							
29	2	1:40.022	25.000	31.347	43.675	260.9	1:07:19.632	38	3	2:46.111	1:32.234	31.680	42.197	148.8	1:23:11.407							
30	2	1:39.959	24.954	31.339	43.666	260.9	1:08:59.591	39	3	1:34.467	23.533	29.556	41.378	288.8	1:24:45.874							
31	2	1:40.293	25.264	31.383	43.646	257.1	1:10:39.884	40	3	1:34.579	23.425	29.426	41.728	290.3	1:26:20.453							
32	2	1:40.184	25.022	31.450	43.712	261.5	1:12:20.068	41	3	1:35.939	23.355	30.244	42.340	290.3	1:27:56.392							
33	2	1:47.000 B	25.180	31.649	50.171	262.1	1:14:07.068	42	3	1:34.123	23.381	29.434	41.308	289.5	1:29:30.515							
34	1	3:23.665	2:03.798	33.858	46.009	138.1	1:17:30.733	43	3	1:38.924	24.032	31.376	43.516	289.5	1:31:09.439							
35	1	1:45.425	25.874	33.765	45.786	261.5	1:19:16.158	<div style="border: 1px solid black; padding: 5px;"> 85 Iron Dames 1. Rahel FREY 2. Michelle GATTING 3. Sarah BOVY Ferrari 488 GTE Evo LMGTE Am </div>							1	1	2:29.764 B	56.387	36.585	56.792	129.7	2:29.764
36	1	1:43.733	25.715	33.316	44.702	260.9	1:20:59.891								2	1	3:07.774	1:27.223	32.814	1:07.737	130.6	5:37.538
37	1	1:43.989	25.519	33.169	45.301	262.1	1:22:43.880								3	1	2:55.460	58.739	1:07.873	48.848	79.9	8:32.998
38	1	1:45.388	25.667	34.673	45.048	260.2	1:24:29.268								4	1	1:41.316	25.927	31.918	43.471	244.9	10:14.314
39	1	1:43.280	25.468	32.791	45.021	260.2	1:26:12.548								5	1	1:40.810	25.253	31.662	43.895	260.2	11:55.124
40	1	1:43.630	25.352	32.751	45.527	260.9	1:27:56.178								6	1	1:40.294	25.219	31.384	43.691	260.9	13:35.418
41	1	1:54.124 B	25.538	34.916	53.670	262.1	1:29:50.302								7	1	1:39.945	24.936	31.792	43.217	262.1	15:15.363
<div style="border: 1px solid black; padding: 5px;"> 83 AF Corse 1. Francois PERRODO 2. Nicklas NIELSEN 3. Alessio ROVERA Oreca 07 - Gibson LMP2 P/A </div>															8	1	1:40.075	24.965	31.533	43.577	262.8	16:55.438
															9	1	1:47.570 B	25.130	31.456	50.984	262.1	18:43.008
															10	3	5:06.866	3:46.672	33.763	46.431	136.4	23:49.874
								11	3	1:43.835	25.853	33.262	44.720	241.6	25:33.709							
								12	3	1:44.030	25.339	33.746	44.945	259.0	27:17.739							
								13	3	1:43.368	25.039	33.854	44.475	261.5	29:01.107							
								14	3	1:42.721	25.048	33.010	44.663	265.4	30:43.828							
								15	3	1:41.340	25.072	32.245	44.023	264.7	32:25.168							
								16	3	1:46.197	25.430	36.216	44.551	263.4	34:11.365							
								17	3	1:42.099	24.818	32.915	44.366	266.0	35:53.464							
18	3	1:41.589	25.107	32.230	44.252	264.7	37:35.053															
19	3	1:48.183 B	25.099	32.107	50.977	263.4	39:23.236															
20	2	2:47.888	1:30.720	33.324	43.844	137.8	42:11.124															
21	2	1:40.664	25.100	31.844	43.720	260.2	43:51.788															
22	2	1:40.417	24.948	31.660	43.809	263.4	45:32.205															
23	2	1:40.693	25.091	31.969	43.633	264.1	47:12.898															
24	2	1:39.709	24.769	31.507	43.433	266.0	48:52.607															
25	2	1:40.687	24.860	32.025	43.802	266.7	50:33.294															
26	2	1:45.175	28.664	32.761	43.750	259.0	52:18.469															
27	2	1:41.491	25.480	32.264	43.747	266.0	53:59.960															
28	2	1:41.014	24.882	31.570	44.562	266.7	55:40.974															
29	2	1:40.058	25.049	31.547	43.462	265.4	57:21.032															
30	2	1:47.432 B	25.061	31.837	50.534	264.1	59:08.464															
31	1	2:51.586	1:35.599	31.706	44.281	133.5	1:02:00.050															
32	1	1:40.188	25.123	31.593	43.472	266.7	1:03:40.238															
33	1	1:39.957	24.978	31.257	43.722	266.0	1:05:20.195															
34	1	1:53.072 B	24.921	31.210	56.941	266.7	1:07:13.267															
35	1	8:07.922	6:52.319	31.984	43.619	136.9	1:15:21.189															
36	1	1:40.469	25.106	31.754	43.609	264.7	1:17:01.658															
37	1	1:40.184	25.000	31.500	43.684	264.7	1:18:41.842															
38	1	1:40.209	24.971	31.475	43.763	268.0	1:20:22.051															
39	1	1:47.478 B	25.095	32.418	49.965	257.8	1:22:09.529															

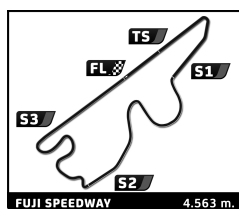


FIA WEC 6 Hours of Fuji Free Practice 1

Sector Analysis

Lap under Red Flag Invalidated Lap Personal Best Session Best Crossing the pit lane

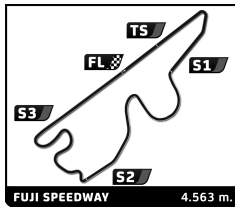
Lap	D	Time	Sector 1	Sector 2	Sector 3	T. Spd	Elapsed	Lap	D	Time	Sector 1	Sector 2	Sector 3	T. Spd	Elapsed
40	3	2:47.396	1:29.557	32.429	45.410	138.1	1:24:56.925	3	2	2:02.956	45.942	32.894	44.120	78.7	9:37.537
41	3	1:41.145	25.058	32.278	43.809	267.3	1:26:38.070	4	2	1:41.371	25.317	32.182	43.872	257.8	11:18.908
42	3	1:41.257	25.057	32.302	43.898	266.7	1:28:19.327	5	2	1:40.811	25.175	31.719	43.917	260.2	12:59.719
43	3	1:41.896	24.865	32.773	44.258	268.7	1:30:01.223	6	2	1:41.648	25.380	31.892	44.376	260.2	14:41.367
86 GR Racing Porsche 911 RSR - 19 1. Michael WAINWRIGHT 3. Benjamin BARKER LMGTE Am 2. Riccardo PERA								7 2 1:40.984 25.190 31.702 44.092 259.6 16:22.351							
1	3	2:30.019	1:03.350	38.038	48.631	128.1	2:30.019	8	2	1:47.520 B	25.306	32.097	50.117	260.9	18:09.871
2	3	1:54.172 B	26.380	33.227	54.565	216.9	4:24.191	9	1	3:47.347	2:22.619	36.966	47.762	123.6	21:57.218
3	3	7:53.025	6:36.863	32.371	43.791	137.2	12:17.216	10	1	1:47.791	26.581	34.488	46.722	235.8	23:45.009
4	3	1:40.128	25.104	31.540	43.484	262.1	13:57.344	11	1	1:46.449	26.149	35.002	45.298	256.5	25:31.458
5	3	1:39.545	24.767	31.572	43.206	261.5	15:36.889	12	1	1:49.495	26.479	34.551	48.465	255.9	27:20.953
6	3	1:39.658	24.786	31.380	43.492	264.1	17:16.547	13	1	1:44.888	25.749	33.957	45.182	261.5	29:05.841
7	3	1:39.767	24.773	31.374	43.620	262.8	18:56.314	14	1	1:44.650	25.937	33.673	45.040	259.6	30:50.491
8	3	1:40.948	24.959	31.962	44.027	262.8	20:37.262	15	1	1:44.559	25.978	33.404	45.177	259.6	32:35.050
9	3	1:40.733	25.094	31.631	44.008	263.4	22:17.995	16	1	1:44.691	25.682	33.829	45.180	260.2	34:19.741
10	3	1:46.977 B	25.313	31.658	50.006	264.1	24:04.972	17	1	1:44.210	25.734	33.433	45.043	260.9	36:03.951
11	3	5:49.345	4:33.309	32.091	43.945	136.9	29:54.317	18	1	1:44.025	25.756	33.098	45.171	260.2	37:47.976
12	3	1:40.566	24.938	31.869	43.759	262.1	31:34.883	19	1	1:45.463	25.931	33.235	46.297	259.0	39:33.439
13	3	1:46.744 B	24.886	32.018	49.840	263.4	33:21.627	20	1	1:45.774	25.806	34.278	45.690	260.2	41:19.213
14	3	3:23.714	2:08.086	31.812	43.816	137.1	36:45.341	21	1	1:45.983	25.894	33.322	46.767	259.0	43:05.196
15	3	1:39.443	24.794	31.300	43.349	263.4	38:24.784	22	1	1:55.975 B	25.894	33.129	56.952	259.0	45:01.171
16	3	1:39.488	24.715	31.328	43.445	264.7	40:04.272	23	3	4:48.198	3:27.120	35.460	45.618	137.9	49:49.369
17	3	1:40.150	24.790	31.588	43.772	263.4	41:44.422	24	3	1:44.710	25.901	33.029	45.780	255.3	51:34.079
18	3	1:46.479 B	24.904	31.564	50.011	263.4	43:30.901	25	3	1:41.591	25.210	31.908	44.473	264.1	53:15.670
19	3	6:39.601	5:23.731	31.950	43.920	138.1	50:10.502	26	3	1:42.254	25.215	32.371	44.668	262.1	54:57.924
20	3	1:40.804	24.996	31.877	43.931	263.4	51:51.306	27	3	1:42.233	25.223	32.341	44.669	261.5	56:40.157
21	3	1:40.855	24.933	31.801	44.121	263.4	53:32.161	28	3	1:41.697	25.137	31.952	44.608	263.4	58:21.854
22	3	1:47.257 B	25.101	32.114	50.042	263.4	55:19.418	29	3	1:40.910	25.424	31.636	43.850	261.5	1:00:02.764
23	1	3:53.089	2:32.045	35.100	45.944	130.6	59:12.507	30	3	1:40.536	25.067	31.753	43.716	262.8	1:01:43.300
24	1	1:46.070	26.296	33.578	46.196	238.4	1:00:58.577	31	3	1:40.826	24.949	31.879	43.998	263.4	1:03:24.126
25	1	1:44.323	25.824	33.249	45.250	259.6	1:02:42.900	32	3	1:40.746	25.134	31.618	43.994	262.1	1:05:04.872
26	1	1:43.894	25.692	33.074	45.128	260.2	1:04:26.794	33	3	1:40.299	25.071	31.476	43.752	262.1	1:06:45.171
27	1	1:44.374	25.573	33.584	45.217	259.6	1:06:11.168	34	3	1:40.441	25.054	31.521	43.866	261.5	1:08:25.612
28	1	1:44.012	25.608	33.065	45.339	259.6	1:07:55.180	35	3	1:43.022	24.966	33.922	44.134	262.1	1:10:08.634
29	1	1:43.962	26.009	32.948	45.005	259.6	1:09:39.142	36	3	1:47.580 B	25.067	31.437	51.076	262.8	1:11:56.214
30	1	1:43.443	25.568	32.973	44.902	259.6	1:11:22.585	37	2	3:08.199	1:51.016	32.691	44.492	136.5	1:15:04.413
31	1	1:43.191	25.344	32.837	45.010	262.8	1:13:05.776	38	2	1:41.652	25.346	32.113	44.193	260.2	1:16:46.065
32	1	1:50.849 B	25.691	33.106	52.052	258.4	1:14:56.625	39	2	1:41.219	25.261	31.776	44.182	260.9	1:18:27.284
33	2	3:16.599	1:58.535	32.881	45.183	129.5	1:18:13.224	40	2	1:40.802	25.158	31.525	44.119	261.5	1:20:08.086
34	2	1:41.371	25.284	31.993	44.094	261.5	1:19:54.595	41	2	1:41.031	25.247	31.703	44.081	262.1	1:21:49.117
35	2	1:40.901	25.222	31.820	43.859	262.8	1:21:35.496	42	2	1:40.996	25.181	31.767	44.048	262.8	1:23:30.113
36	2	1:40.246	25.083	31.480	43.683	263.4	1:23:15.742	43	2	1:41.896	25.186	32.431	44.279	263.4	1:25:12.009
37	2	1:40.696	25.027	31.811	43.858	263.4	1:24:56.438	44	2	1:41.061	25.167	31.686	44.208	263.4	1:26:53.070
38	2	1:40.768	25.122	31.660	43.986	264.1	1:26:37.206	45	2	1:41.374	25.055	32.089	44.230	264.1	1:28:34.444
39	2	1:40.033	24.919	31.573	43.541	264.1	1:28:17.239	46	2	1:41.419	25.303	31.708	44.408	263.4	1:30:15.863
40	2	1:40.624	24.887	32.116	43.621	264.1	1:29:57.863	91 Porsche GT Team Porsche 911 RSR - 19 1. Gianmaria BRUNI LMGTE Pro 2. Richard LIETZ							
41	2	1:40.699	24.954	32.017	43.728	266.0	1:31:38.562	1	2	4:24.476	3:06.040	34.227	44.209	126.9	4:24.476
88 Dempsey - Proton Racing Porsche 911 RSR - 19 1. Fred POORDAD 3. Jan HEYLEN LMGTE Am 2. Patrick LINDSEY								2	2	2:38.617	25.699	56.102	1:16.816	230.3	7:03.093
1	2	2:47.823 B	1:19.657	33.815	54.351	131.9	2:47.823	3	2	2:19.717	58.823	33.568	47.326	80.0	9:22.810
2	2	4:46.758	2:22.270	1:07.660	1:16.828	135.2	7:34.581	4	2	1:40.552	25.270	31.910	43.372	242.2	11:03.362
								5	2	1:39.667	24.847	31.534	43.286	268.7	12:43.029
								6	2	1:38.706	24.647	31.114	42.945	266.0	14:21.735



FIA WEC 6 Hours of Fuji Free Practice 1

Sector Analysis

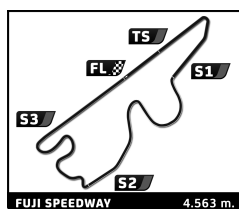
Lap under Red Flag														Invalidated Lap	Personal Best	Session Best	B Crossing the pit lane		
Lap	D	Time	Sector 1	Sector 2	Sector 3	T. Spd	Elapsed	Lap	D	Time	Sector 1	Sector 2	Sector 3	T. Spd	Elapsed				
7	2	1:38.708	24.614	31.091	43.003	267.3	16:00.443	15	1	1:43.137 B	24.452	30.709	47.976	269.3	28:01.404				
8	2	1:38.577	24.467	31.152	42.958	268.7	17:39.020	16	1	14:27.965	...	31.328	42.969	141.0	42:29.369				
9	2	1:38.760	24.429	31.077	43.254	268.7	19:17.780	17	1	1:37.999	24.501	30.752	42.746	267.3	44:07.368				
10	2	1:38.795	24.675	30.955	43.165	266.0	20:56.575	18	1	1:37.983	24.346	30.741	42.896	269.3	45:45.351				
11	2	1:38.418	24.545	30.883	42.990	269.3	22:34.993	19	1	1:39.272	24.455	31.776	43.041	270.0	47:24.623				
12	2	1:45.184 B	24.508	31.474	49.202	269.3	24:20.177	20	1	1:38.279	24.404	31.007	42.868	269.3	49:02.902				
13	2	5:23.626	4:08.260	32.345	43.021	137.4	29:43.803	21	1	1:38.100	24.441	30.685	42.974	270.0	50:41.002				
14	2	1:38.238	24.599	30.782	42.857	268.0	31:22.041	22	1	1:38.122	24.381	30.876	42.865	270.0	52:19.124				
15	2	1:37.962	24.370	30.886	42.706	270.0	33:00.003	23	1	1:38.825	24.532	31.156	43.137	272.7	53:57.949				
16	2	1:38.094	24.327	30.640	43.127	271.4	34:38.097	24	1	1:43.571 B	24.467	31.195	47.909	272.0	55:41.520				
17	2	1:39.214	24.813	31.165	43.236	262.1	36:17.311	25	2	7:35.106	6:19.163	32.603	43.340	140.8	1:03:16.626				
18	2	1:39.150	24.720	31.119	43.311	266.0	37:56.461	26	2	1:39.020	24.558	31.147	43.315	269.3	1:04:55.646				
19	2	1:39.679	24.620	31.223	43.836	272.0	39:36.140	27	2	1:38.626	24.547	30.951	43.128	269.3	1:06:34.272				
20	2	1:39.785	24.578	31.486	43.721	270.0	41:15.925	28	2	1:38.797	24.484	31.206	43.107	270.0	1:08:13.069				
21	2	1:39.601	24.607	30.764	44.230	270.7	42:55.526	29	2	1:38.632	24.591	30.940	43.101	270.0	1:09:51.701				
22	2	1:38.563	24.417	31.034	43.112	270.0	44:34.089	30	2	1:38.756	24.488	30.921	43.347	270.7	1:11:30.457				
23	2	1:38.944	24.480	31.104	43.360	272.0	46:13.033	31	2	1:38.428	24.576	30.767	43.085	270.7	1:13:08.885				
24	2	1:43.992 B	24.715	31.417	47.860	270.7	47:57.025	32	2	1:38.674	24.485	30.953	43.236	272.0	1:14:47.559				
25	1	10:22.763	9:04.213	32.242	46.308	136.5	58:19.788	33	2	1:39.018	24.630	31.116	43.272	269.3	1:16:26.577				
26	1	1:39.997	25.234	31.515	43.248	257.1	59:59.785	34	2	1:39.117	24.499	30.931	43.687	270.0	1:18:05.694				
27	1	1:39.077	24.722	31.212	43.143	269.3	1:01:38.862	35	2	1:39.129	24.869	31.060	43.200	270.0	1:19:44.823				
28	1	1:38.930	24.660	31.194	43.076	270.0	1:03:17.792	36	2	1:38.310	24.392	31.047	42.871	270.7	1:21:23.133				
29	1	1:38.688	24.657	31.049	42.982	271.4	1:04:56.480	37	2	1:38.639	24.500	31.026	43.113	270.0	1:23:01.772				
30	1	1:40.943	24.460	31.185	45.298	271.4	1:06:37.423	38	2	1:38.482	24.745	30.723	43.014	271.4	1:24:40.254				
31	1	1:38.763	24.634	31.122	43.007	270.0	1:08:16.186	39	2	1:38.989	24.710	31.074	43.205	271.4	1:26:19.243				
32	1	1:38.663	24.677	31.072	42.914	270.7	1:09:54.849	40	2	1:39.066	24.704	31.296	43.066	271.4	1:27:58.309				
33	1	1:44.219 B	24.566	31.094	48.559	270.7	1:11:39.068	41	2	1:39.321	24.598	31.300	43.423	270.7	1:29:37.630				
34	1	5:40.660	4:23.659	31.755	45.246	114.2	1:17:19.728	42	2	1:38.749	24.672	30.883	43.194	261.5	1:31:16.379				
35	1	1:38.954	24.653	31.141	43.160	269.3	1:18:58.682	93 Peugeot TotalEnergies										Peugeot 9X8	
36	1	1:38.571	24.528	31.176	42.867	269.3	1:20:37.253	1.Paul DI RESTA										3.Jean-Eric VERGNE	HYPERCAR H
37	1	1:39.179	24.562	31.610	43.007	271.4	1:22:16.432	2.Mikkel JENSEN											
38	1	1:38.560	24.650	31.080	42.830	273.4	1:23:54.992	1	2	4:08.702	2:54.059	33.132	41.511	142.1	4:08.702				
39	1	1:38.637	24.562	31.019	43.056	272.7	1:25:33.629	2	2	2:09.923	23.055	29.662	1:17.206	273.4	6:18.625				
40	1	1:38.736	24.512	31.140	43.084	272.0	1:27:12.365	3	2	2:35.932	58.864	55.702	41.366	79.2	8:54.557				
41	1	1:38.967	24.711	31.326	42.930	257.1	1:28:51.332	4	2	1:43.165	23.050	28.960	51.155	259.6	10:37.722				
42	1	1:38.494	24.620	30.987	42.887	272.0	1:30:29.826	5	2	1:34.764	23.063	29.321	42.380	280.5	12:12.486				
92 Porsche GT Team																	Porsche 911 RSR - 19		
1.Michael CHRISTENSEN																	LMGTE Pro		
2.Kevin ESTRE																			
1	1	3:22.806	2:04.587	33.871	44.348	139.0	3:22.806	6	2	1:32.799	22.519	29.936	40.344	291.1	13:45.285				
2	1	1:42.140	25.170	31.373	45.597	262.1	5:04.946	7	2	1:40.603 B	22.430	31.042	47.131	298.3	15:25.888				
3	1	3:08.304	58.525	1:07.124	1:02.655	80.2	8:13.250	8	2	11:38.537	...	29.758	40.574	132.4	27:04.425				
4	1	1:40.590	25.458	32.076	43.056	255.9	9:53.840	9	2	1:32.037	22.540	28.391	41.106	293.5	28:36.462				
5	1	1:39.240	24.678	31.537	43.025	263.4	11:33.080	10	2	1:32.256	22.635	28.563	41.058	276.9	30:08.718				
6	1	1:38.764	24.674	31.276	42.814	268.0	13:11.844	11	2	1:31.861	22.577	28.551	40.733	280.5	31:40.579				
7	1	1:38.438	24.462	31.016	42.960	270.0	14:50.282	12	2	1:31.891	22.391	28.792	40.708	293.5	33:12.470				
8	1	1:38.300	24.434	30.981	42.885	270.0	16:28.582	13	2	1:32.266	22.717	28.863	40.686	305.1	34:44.736				
9	1	1:38.695	24.619	31.011	43.065	270.0	18:07.277	14	2	1:33.353	22.445	29.275	41.633	295.1	36:18.089				
10	1	1:38.406	24.524	30.992	42.890	266.0	19:45.683	15	2	1:38.404 B	22.614	28.854	46.936	293.5	37:56.493				
11	1	1:38.192	24.421	30.838	42.933	268.0	21:23.875	16	1	10:38.049	9:27.017	29.971	41.061	142.9	48:34.542				
12	1	1:38.167	24.463	30.782	42.922	268.7	23:02.042	17	1	1:34.363	22.861	29.535	41.967	285.0	50:08.905				
13	1	1:37.892	24.329	30.774	42.789	268.7	24:39.934	18	1	1:33.137	22.724	29.364	41.049	274.1	51:42.042				
14	1	1:38.333	24.352	30.587	43.394	270.0	26:18.267	19	1	1:31.856	22.427	28.860	40.569	301.7	53:13.898				
								20	1	1:31.738	22.395	28.843	40.500	301.7	54:45.636				
								21	1	1:32.172	22.430	28.610	41.132	284.2	56:17.808				
								22	1	1:31.817	22.218	28.830	40.769	299.2	57:49.625				



FIA WEC 6 Hours of Fuji Free Practice 1 Sector Analysis

Lap under Red Flag											Invalidated Lap		Personal Best	Session Best	B Crossing the pit lane							
Lap	D	Time	Sector 1	Sector 2	Sector 3	T. Spd	Elapsed	Lap	D	Time	Sector 1	Sector 2	Sector 3	T. Spd	Elapsed							
23	1	1:31.934	22.442	28.744	40.748	308.6	59:21.559	35	2	1:35.159	22.582	29.106	43.471	300.8	1:25:23.198							
24	1	1:32.677	22.509	29.281	40.887	285.7	1:00:54.236	36	2	1:33.447	22.646	29.283	41.518	276.2	1:26:56.645							
25	1	1:32.470	22.296	28.918	41.256	299.2	1:02:26.706	37	2	1:33.523	22.436	29.408	41.679	292.7	1:28:30.168							
26	1	1:33.178	22.774	29.025	41.379	294.3	1:03:59.884	38	2	1:33.256	22.892	29.152	41.212	287.2	1:30:03.424							
27	1	1:31.776	22.357	28.666	40.753	277.6	1:05:31.660	98 Northwest AMR 1. Paul DALLA LANA 2. David PITTARD Aston Martin Vantage AMR LMGTE Am														
28	1	1:38.700	22.517	28.654	47.529	304.2	1:07:10.360	1	3	2:14.079	46.212	34.642	53.225	131.9	2:14.079							
29	3	9:03.978	7:52.399	30.073	41.506	150.2	1:16:14.338	2	2	7:31.903	6:12.922	33.933	45.048	118.4	9:45.982							
30	3	1:36.078	23.262	29.318	43.498	288.0	1:17:50.416	3	2	1:42.032	25.842	32.249	43.941	242.7	11:28.014							
31	3	1:33.556	23.072	29.354	41.130	287.2	1:19:23.972	4	2	1:40.341	25.456	31.485	43.400	247.7	13:08.355							
32	3	1:34.483	23.233	29.981	41.269	267.3	1:20:58.455	5	2	1:39.754	25.070	31.356	43.328	260.2	14:48.109							
33	3	1:33.591	22.603	30.015	40.973	292.7	1:22:32.046	6	2	1:39.866	25.205	31.339	43.322	260.9	16:27.975							
34	3	1:32.973	22.821	29.120	41.032	289.5	1:24:05.019	7	2	1:40.617	25.667	31.466	43.484	260.9	18:08.592							
35	3	1:34.384	22.902	29.557	41.925	286.5	1:25:39.403	8	2	1:39.333	24.975	31.258	43.100	260.9	19:47.925							
36	3	1:33.281	22.821	29.402	41.058	270.0	1:27:12.684	9	2	1:39.904	24.778	31.573	43.553	262.8	21:27.829							
37	3	1:33.575	22.734	29.386	41.455	288.0	1:28:46.259	10	2	1:39.506	24.900	31.261	43.345	262.1	23:07.335							
38	3	1:33.054	22.668	29.390	40.996	295.9	1:30:19.313	11	2	1:39.458	24.740	31.443	43.275	262.1	24:46.793							
94 Peugeot TotalEnergies 1. Loïc DUVAL 2. Gustavo MENEZES 3. James ROSSITER Peugeot 9X8 HYPERCAR H							12									2	1:39.316	24.895	31.218	43.203	262.1	26:26.109
1	3	6:57.772	4:38.199	1:02.644	1:16.929	129.3	6:57.772	13	2	1:39.313	24.847	31.202	43.264	263.4	28:05.422							
2	3	2:25.927	58.839	34.086	53.002	79.5	9:23.699	14	2	1:40.202	24.685	31.387	44.130	264.7	29:45.624							
3	3	6:46.147	5:34.655	30.703	40.789	135.2	16:09.846	15	2	1:39.797	24.943	31.372	43.482	264.1	31:25.421							
4	3	1:32.198	23.007	28.907	40.284	276.9	17:42.044	16	2	1:39.674	24.889	31.387	43.398	263.4	33:05.095							
5	3	1:31.676	22.364	28.681	40.631	289.5	19:13.720	17	2	1:39.752	24.863	31.367	43.522	263.4	34:44.847							
6	3	1:31.439	22.317	28.823	40.299	302.5	20:45.159	18	2	1:42.382	24.890	31.587	45.905	264.7	36:27.229							
7	3	1:31.935	22.578	28.754	40.603	295.1	22:17.094	19	2	1:41.534	24.962	30.987	45.585	266.7	38:08.763							
8	3	1:34.164	22.459	30.735	40.970	297.5	23:51.258	20	2	1:39.985	24.845	31.475	43.665	264.1	39:48.748							
9	3	1:32.018	22.540	28.792	40.686	291.1	25:23.276	21	2	1:40.664	24.988	32.156	43.520	264.7	41:29.412							
10	3	1:38.943	22.504	29.875	46.564	295.9	27:02.219	22	2	1:39.662	24.891	31.455	43.316	263.4	43:09.074							
11	3	6:13.653	5:04.085	29.167	40.401	151.5	33:15.872	23	2	1:45.132	24.889	31.346	48.897	262.8	44:54.206							
12	3	1:33.040	22.909	29.242	40.889	303.4	34:48.912	24	1	5:48.196	4:27.596	32.977	47.623	135.5	50:42.402							
13	3	1:33.620	22.546	29.738	41.336	299.2	36:22.532	25	1	1:44.055	25.520	32.666	45.869	260.2	52:26.457							
14	3	1:31.947	22.452	28.804	40.691	289.5	37:54.479	26	1	1:43.498	25.747	32.639	45.112	245.5	54:09.955							
15	3	1:37.114	22.414	28.796	45.904	291.9	39:31.593	27	1	1:43.753	25.739	33.007	45.007	254.1	55:53.708							
16	1	10:23.737	9:12.981	29.603	41.153	143.8	49:55.330	28	1	1:42.920	25.592	32.627	44.701	260.9	57:36.628							
17	1	1:32.624	22.748	29.013	40.863	282.0	51:27.954	29	1	1:44.301	25.496	32.073	46.732	255.9	59:20.929							
18	1	1:33.276	23.326	29.130	40.820	264.1	53:01.230	30	1	1:42.751	25.365	32.118	45.268	258.4	1:01:03.680							
19	1	1:32.607	22.562	28.774	41.271	277.6	54:33.837	31	1	1:42.279	25.354	32.664	44.261	262.1	1:02:45.959							
20	1	1:31.961	22.467	28.842	40.652	282.0	56:05.798	32	1	1:41.803	25.248	32.237	44.318	263.4	1:04:27.762							
21	1	1:32.672	22.484	28.943	41.245	291.1	57:38.470	33	1	1:42.327	25.400	32.432	44.495	260.9	1:06:10.089							
22	1	1:32.581	22.918	28.738	40.925	267.3	59:11.051	34	1	1:42.038	25.441	32.242	44.355	260.2	1:07:52.127							
23	1	1:39.036	22.560	28.923	47.553	279.1	1:00:50.087	35	1	1:47.832	25.204	32.150	50.478	262.8	1:09:39.959							
24	1	1:35.293	22.648	29.196	43.449	291.1	1:02:25.380	36	1	12:17.521	...	32.438	44.817	131.4	1:21:57.480							
25	1	1:33.886	23.516	29.142	41.228	265.4	1:03:59.266	37	1	1:42.135	25.265	31.899	44.971	263.4	1:23:39.615							
26	1	1:40.747	23.420	29.303	48.024	275.5	1:05:40.013	38	1	1:41.650	25.380	32.061	44.209	261.5	1:25:21.265							
27	2	7:13.158	6:02.428	29.595	41.135	149.2	1:12:53.171	39	1	1:41.963	25.431	32.150	44.382	261.5	1:27:03.228							
28	2	1:33.735	23.179	29.426	41.130	287.2	1:14:26.906	40	1	1:41.864	25.163	32.268	44.433	262.1	1:28:45.092							
29	2	1:33.217	22.712	29.417	41.088	290.3	1:16:00.123	41	1	1:41.605	25.285	32.048	44.272	260.9	1:30:26.697							
30	2	1:32.939	22.824	29.064	41.051	283.5	1:17:33.062	777 D'Station Racing 1. Satoshi HOSHINO 2. Tomonobu FUJII Aston Martin Vantage AMR LMGTE Am														
31	2	1:34.768	22.829	30.161	41.778	287.2	1:19:07.830	1	2	3:24.542	2:03.082	34.814	46.646	126.9	3:24.542							
32	2	1:34.043	22.611	29.783	41.649	299.2	1:20:41.873	2	2	1:57.352	26.118	32.434	58.800	248.3	5:21.894							
33	2	1:33.324	22.803	29.241	41.280	287.2	1:22:15.197															
34	2	1:32.842	23.005	28.926	40.911	304.2	1:23:48.039															





FIA WEC 6 Hours of Fuji Free Practice 1

Sector Analysis

														Lap under Red Flag	Invalidated Lap	Personal Best	Session Best	B Crossing the pit lane
Lap	D	Time	Sector 1	Sector 2	Sector 3	T. Spd	Elapsed	Lap	D	Time	Sector 1	Sector 2	Sector 3	T. Spd	Elapsed			
3	2	3:01.034	58.916	1:07.389	54.729	80.1	8:22.928											
4	2	1:41.680	26.048	32.029	43.603	258.4	10:04.608											
5	2	1:39.649	24.949	31.643	43.057	261.5	11:44.257											
6	2	1:39.224	24.903	31.316	43.005	262.1	13:23.481											
7	2	1:39.112	24.736	31.430	42.946	264.7	15:02.593											
8	2	1:39.146	24.545	31.527	43.074	264.7	16:41.739											
9	2	1:39.067	24.675	31.339	43.053	262.8	18:20.806											
10	2	1:47.963 B	25.264	32.164	50.535	260.9	20:08.769											
11	2	2:18.845 B	55.609	32.964	50.272	139.0	22:27.614											
12	2	3:54.457	2:38.588	31.962	43.907	108.1	26:22.071											
13	2	1:40.586	24.926	31.735	43.925	262.1	28:02.657											
14	2	1:47.299 B	25.169	31.703	50.427	264.7	29:49.956											
15	2	3:16.597	1:58.814	34.059	43.724	137.8	33:06.553											
16	2	1:39.588	24.774	31.593	43.221	264.7	34:46.141											
17	2	1:39.932	24.677	31.655	43.600	267.3	36:26.073											
18	2	1:46.126 B	24.683	31.491	49.952	267.3	38:12.199											
19	1	3:50.263	2:32.357	33.057	44.849	139.9	42:02.462											
20	1	1:42.536	25.658	32.372	44.506	259.6	43:44.998											
21	1	1:41.880	25.322	32.152	44.406	259.0	45:26.878											
22	1	1:43.300	25.363	32.935	45.002	258.4	47:10.178											
23	1	1:41.640	25.136	32.483	44.021	263.4	48:51.818											
24	1	1:40.950	25.119	31.868	43.963	264.1	50:32.768											
25	1	1:41.349	25.128	31.968	44.253	262.8	52:14.117											
26	1	1:40.921	24.989	31.993	43.939	263.4	53:55.038											
27	1	1:41.057	25.364	31.724	43.969	262.8	55:36.095											
28	1	1:49.837 B	24.921	32.781	52.135	265.4	57:25.932											
29	3	3:41.615	2:21.872	32.715	47.028	139.0	1:01:07.547											
30	3	1:41.380	25.142	32.055	44.183	263.4	1:02:48.927											
31	3	1:40.456	24.932	31.713	43.811	265.4	1:04:29.383											
32	3	1:44.250	24.908	33.271	46.071	268.0	1:06:13.633											
33	3	1:41.816	25.245	32.659	43.912	265.4	1:07:55.449											
34	3	1:40.946	25.256	31.844	43.846	264.7	1:09:36.395											
35	3	1:43.942	24.991	31.874	47.077	265.4	1:11:20.337											
36	3	1:40.192	24.881	31.611	43.700	265.4	1:13:00.529											
37	3	1:39.955	24.770	31.661	43.524	264.7	1:14:40.484											
38	3	1:40.988	24.883	31.719	44.386	265.4	1:16:21.472											
39	3	1:46.600 B	25.136	31.719	49.745	264.7	1:18:08.072											
40	1	3:32.846	2:15.172	33.298	44.376	131.9	1:21:40.918											
41	1	1:41.660	25.281	32.091	44.288	258.4	1:23:22.578											
42	1	1:41.365	25.341	32.021	44.003	262.1	1:25:03.943											
43	1	1:42.234	25.000	32.955	44.279	263.4	1:26:46.177											
44	1	1:42.410	24.983	31.964	45.463	265.4	1:28:28.587											
45	1	1:41.130	25.038	31.926	44.166	267.3	1:30:09.717											