

FIA WEC

6 Hours of Fuji

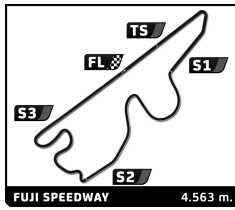
Free Practice 2

Sector Analysis

4.563 m.

Lap under Red Flag Invalidated Lap Personal Best Session Best Crossing the pit lane

Lap	D	Time	Sector 1	Sector 2	Sector 3	T. Spd	Elapsed	Lap	D	Time	Sector 1	Sector 2	Sector 3	T. Spd	Elapsed
1	Richard Mille Racing Team 1. Lilou WADOUX 3. Charles MILESI 2. Paul Loup CHATIN							Oreca 07 - Gibson LMP2							
1	1	2:04.485	49.989	31.742	42.754	141.2	2:04.485	1	2	1:38.708	27.225	30.220	41.263	156.7	1:38.708
2	1	1:36.519	24.298	30.094	42.127	252.9	3:41.004	2	2	1:34.860	22.323	30.157	42.380	309.5	3:13.568
3	1	1:35.850	23.843	29.651	42.356	279.8	5:16.854	3	2	1:29.948	21.958	28.180	39.810	316.7	4:43.516
4	1	1:35.243	23.552	29.806	41.885	288.8	6:52.097	4	2	1:30.996	22.356	28.588	40.052	288.8	6:14.512
5	1	1:34.655	23.345	29.553	41.757	291.1	8:26.752	5	2	1:30.560	21.998	27.994	40.568	308.6	7:45.072
6	1	1:34.509	23.437	29.457	41.615	289.5	10:01.261	6	2	1:36.084 B	22.075	28.419	45.590	314.0	9:21.156
7	1	1:41.148 B	23.655	29.829	47.664	294.3	11:42.409	7	2	2:54.637	1:45.306	28.923	40.408	147.9	12:15.793
8	1	3:07.102	1:52.962	30.723	43.417	147.5	14:49.511	8	2	1:32.160	22.306	29.021	40.833	285.0	13:47.953
9	1	1:36.065	23.506	29.409	43.150	290.3	16:25.576	9	2	1:30.431	22.156	28.323	39.952	314.0	15:18.384
10	1	1:34.055	23.339	29.518	41.198	290.3	17:59.631	10	2	1:30.940	21.932	28.543	40.465	318.6	16:49.324
11	1	1:35.969	23.126	29.800	43.043	292.7	19:35.600	11	2	1:30.990	22.149	28.594	40.247	318.6	18:20.314
12	1	1:35.538	23.361	30.244	41.933	292.7	21:11.138	12	2	1:38.818 B	22.354	29.219	47.245	309.5	19:59.132
13	1	1:36.312	23.354	30.098	42.860	292.7	22:47.450	13	3	3:23.841	2:12.818	29.938	41.085	150.0	23:22.973
14	1	1:34.210	23.338	29.372	41.500	290.3	24:21.660	14	3	1:33.258	22.448	29.427	41.383	295.1	24:56.231
15	1	1:33.773	23.226	29.260	41.287	290.3	25:55.433	15	3	1:32.107	22.457	28.741	40.909	295.9	26:28.338
16	1	1:39.153 B	23.262	29.265	46.626	291.1	27:34.586	16	3	1:33.110	22.607	29.317	41.186	297.5	28:01.448
17	2	4:15.195	3:02.014	30.642	42.539	148.6	31:49.781	17	3	1:32.480	22.557	29.202	40.721	296.7	29:33.928
18	2	1:36.013	23.534	30.290	42.189	279.1	33:25.794	18	3	1:31.594	22.360	28.648	40.586	297.5	31:05.522
19	2	1:34.536	23.295	29.765	41.476	279.1	35:00.330	19	3	1:32.736	22.426	29.539	40.771	300.8	32:38.258
20	2	1:35.720	23.486	30.448	41.786	280.5	36:36.050	20	3	1:32.274	22.326	29.083	40.865	300.0	34:10.532
21	2	1:35.766	23.499	30.587	41.680	275.5	38:11.816	21	3	1:32.080	22.516	28.781	40.783	299.2	35:42.612
22	2	1:34.603	23.300	29.657	41.646	279.8	39:46.419	22	3	1:33.648	22.400	29.532	41.716	299.2	37:16.260
23	2	1:35.176	23.254	29.857	42.065	290.3	41:21.595	23	3	1:32.475	22.425	28.966	41.084	299.2	38:48.735
24	2	1:34.334	23.287	29.682	41.365	282.0	42:55.929	24	3	1:32.497	22.439	29.042	41.016	300.0	40:21.232
25	2	1:35.756	23.315	29.644	42.797	282.0	44:31.685	25	3	1:33.155	22.603	29.817	40.735	299.2	41:54.387
26	2	1:35.081	23.274	29.736	42.071	281.2	46:06.766	26	3	1:37.868 B	22.364	29.658	45.846	300.8	43:32.255
27	2	1:35.131	23.495	29.884	41.752	288.8	47:41.897	27	1	8:11.294	7:01.075	29.247	40.972	161.7	51:43.549
28	2	1:34.231	23.183	29.734	41.314	277.6	49:16.128	28	1	1:33.155	22.697	29.112	41.346	296.7	53:16.704
29	2	1:35.113	23.411	30.328	41.374	278.4	50:51.241	29	1	1:33.629	22.673	29.916	41.040	293.5	54:50.333
30	2	1:35.322	23.368	30.520	41.434	280.5	52:26.563	30	1	1:32.279	22.480	29.078	40.721	296.7	56:22.612
31	2	1:34.064	23.265	29.457	41.342	290.3	54:00.627	31	1	1:32.497	22.503	29.377	40.617	297.5	57:55.109
32	2	1:39.082 B	23.218	29.369	46.495	279.8	55:39.709	32	1	1:31.602	22.370	28.711	40.521	297.5	59:26.711
33	3	3:32.895	2:20.362	30.002	42.531	149.2	59:12.604	33	1	1:32.168	22.410	29.204	40.554	298.3	1:00:58.879
34	3	1:34.813	23.609	29.776	41.428	287.2	1:00:47.417	34	1	1:32.199	22.390	28.820	40.989	298.3	1:02:31.078
35	3	1:35.466	23.444	30.087	41.935	290.3	1:02:22.883	35	1	1:32.045	22.394	28.839	40.812	300.8	1:04:03.123
36	3	1:34.589	23.293	29.616	41.680	288.8	1:03:57.472	36	1	1:32.133	22.333	29.089	40.711	300.8	1:05:35.256
37	3	1:34.135	23.176	29.579	41.380	289.5	1:05:31.607	37	1	1:31.740	22.354	28.800	40.586	300.0	1:07:06.996
38	3	1:34.228	23.222	29.538	41.468	290.3	1:07:05.835	38	1	1:31.644	22.447	28.672	40.525	301.7	1:08:38.640
39	3	1:35.755	24.155	29.807	41.793	291.1	1:08:41.590	39	1	1:32.791	22.360	29.312	41.119	300.0	1:10:11.431
40	3	1:34.673	23.298	29.879	41.496	289.5	1:10:16.263	40	1	1:38.167 B	22.793	29.202	46.172	288.8	1:11:49.598
41	3	1:35.952	23.383	30.741	41.828	291.1	1:11:52.215	41	2	3:41.768	2:31.885	29.323	40.560	161.0	1:15:31.366
42	3	1:34.162	23.261	29.546	41.355	289.5	1:13:26.377	42	2	1:32.710	22.533	29.490	40.687	295.9	1:17:04.076
43	3	1:39.703 B	23.412	29.578	46.713	291.9	1:15:06.080	43	2	1:31.874	22.372	28.879	40.623	299.2	1:18:35.950
44	3	7:25.603	6:11.710	29.604	44.289	146.7	1:22:31.683	44	2	1:32.114	22.362	29.048	40.704	302.5	1:20:08.064
45	3	1:34.744	23.469	29.729	41.546	287.2	1:24:06.427	45	2	1:34.438	22.513	29.841	42.084	297.5	1:21:42.502
46	3	1:34.907	23.351	29.575	41.981	287.2	1:25:41.334	46	2	1:32.264	22.698	28.936	40.630	284.2	1:23:14.766
47	3	2:52.631	28.486	1:07.588	1:16.557	277.6	1:28:33.965	47	2	1:31.748	22.278	28.918	40.552	301.7	1:24:46.514
48	3	1:38.464	26.683	30.035	41.746	234.3	1:30:12.429	48	2	1:55.924	22.284	28.443	1:05.197	301.7	1:26:42.438
								49	2	2:45.998	58.413	1:03.261	44.324	79.9	1:29:28.436
								50	2	1:31.303	22.347	28.644	40.312	298.3	1:30:59.739



FIA WEC
6 Hours of Fuji
Free Practice 2
Sector Analysis

Lap under Red Flag Invalidated Lap Personal Best Session Best Crossing the pit lane

Lap	D	Time	Sector 1	Sector 2	Sector 3	T. Spd	Elapsed	Lap	D	Time	Sector 1	Sector 2	Sector 3	T. Spd	Elapsed					
8	Toyota Gazoo Racing 1. Sébastien BUEMI 2. Brendon HARTLEY							Toyota GR010 HYBRID HYPERCAR H												
				3. Ryo HIRAKAWA																
	1	2	1:47.512	35.248	28.989	43.275	155.8	1:47.512	51	2	1:33.906	24.071	29.015	40.820	299.2	1:30:54.700				
	2	2	1:33.611	22.232	30.469	40.910	314.9	3:21.123	9	Prema Orlen Team 1. Robert KUBICA 2. Louis DELETRAZ							Oreca 07 - Gibson LMP2			
	3	2	1:30.173	21.987	28.139	40.047	318.6	4:51.296		1	1	1:44.156	28.875	30.340	44.941	142.7	1:44.156			
	4	2	1:30.880	22.200	28.321	40.359	307.7	6:22.176		2	1	1:34.854	23.584	29.551	41.719	289.5	3:19.010			
	5	2	1:31.092	22.089	28.367	40.636	320.5	7:53.268		3	1	1:34.468	23.295	29.257	41.916	292.7	4:53.478			
	6	2	1:37.286	22.006	28.393	46.887	320.5	9:30.554		4	1	1:39.562	23.166	29.216	47.180	293.5	6:33.040			
	7	3	2:48.109	1:38.440	28.948	40.721	161.0	12:18.663		5	1	6:04.016	4:48.040	30.030	45.946	148.8	12:37.056			
	8	3	1:31.996	22.466	28.967	40.563	297.5	13:50.659		6	1	1:32.978	23.101	28.979	40.898	291.9	14:10.034			
	9	3	1:31.677	22.479	28.786	40.412	302.5	15:22.336		7	1	1:34.345	23.023	28.776	42.546	291.9	15:44.379			
	10	3	1:31.965	22.509	28.902	40.554	301.7	16:54.301		8	1	1:55.979	28.467	42.016	45.496	293.5	17:40.358			
	11	3	1:31.572	22.307	28.748	40.517	305.9	18:25.873		9	1	1:33.475	23.241	29.246	40.988	291.9	19:13.833			
	12	3	1:32.326	22.406	28.975	40.945	300.8	19:58.199		10	1	1:41.973	23.163	31.174	47.636	293.5	20:55.806			
	13	3	1:32.001	22.469	28.903	40.629	298.3	21:30.200		11	1	4:56.979	3:41.879	30.166	44.934	147.3	25:52.785			
	14	3	1:32.287	22.295	28.979	41.013	301.7	23:02.487		12	1	1:34.097	23.281	29.353	41.463	289.5	27:26.882			
	15	3	1:31.891	22.645	28.696	40.550	290.3	24:34.378		13	1	1:34.103	23.242	29.191	41.670	289.5	29:00.985			
	16	3	1:31.613	22.243	28.746	40.624	298.3	26:05.991		14	1	1:35.251	23.507	29.571	42.173	291.1	30:36.236			
	17	3	1:36.335	22.325	28.821	45.189	292.7	27:42.326		15	1	1:33.868	23.230	29.294	41.344	286.5	32:10.104			
	18	3	5:26.288	4:15.679	29.118	41.491	160.0	33:08.614		16	1	1:34.184	23.305	29.273	41.606	291.1	33:44.288			
	19	3	1:31.829	22.387	28.870	40.572	298.3	34:40.443		17	1	1:34.263	23.453	29.321	41.489	291.1	35:18.551			
	20	3	1:32.772	22.415	29.134	41.223	298.3	36:13.215		18	1	1:39.209	23.134	29.550	46.525	288.8	36:57.760			
	21	3	1:32.788	22.410	29.747	40.631	299.2	37:46.003		19	3	3:20.498	2:08.358	30.143	41.997	149.8	40:18.258			
	22	3	1:33.250	22.969	29.311	40.970	286.5	39:19.253		20	3	1:34.612	23.400	29.471	41.741	288.8	41:52.870			
	23	3	1:32.391	22.438	29.003	40.950	299.2	40:51.644		21	3	1:34.558	23.439	29.610	41.509	282.0	43:27.428			
	24	3	1:36.609	22.295	29.065	45.249	297.5	42:28.253		22	3	1:35.365	23.240	30.527	41.598	280.5	45:02.793			
	25	1	2:40.166	1:29.714	29.309	41.143	161.2	45:08.419		23	3	1:34.015	23.370	29.333	41.312	279.1	46:36.808			
	26	1	1:32.430	22.540	29.132	40.758	297.5	46:40.849		24	3	1:37.485	23.453	29.297	44.735	282.0	48:14.293			
	27	1	1:32.091	22.376	29.000	40.715	299.2	48:12.940		25	3	1:39.835	23.295	29.430	47.110	282.7	49:54.128			
	28	1	1:31.855	22.378	28.947	40.530	297.5	49:44.795		26	3	3:30.995	2:18.459	30.123	42.413	150.0	53:25.123			
	29	1	1:32.145	22.456	28.881	40.808	299.2	51:16.940		27	3	1:34.474	23.287	29.587	41.600	285.7	54:59.597			
30	1	1:31.986	22.519	29.025	40.442	291.9	52:48.926	28		3	1:34.439	23.432	29.496	41.511	273.4	56:34.036				
31	1	1:32.674	22.619	29.433	40.622	290.3	54:21.600	29		3	1:33.867	23.254	29.414	41.199	271.4	58:07.903				
32	1	1:32.535	22.471	29.199	40.865	294.3	55:54.135	30		3	1:38.738	23.295	29.829	45.614	275.5	59:46.641				
33	1	1:32.184	22.501	28.949	40.734	288.0	57:26.319	31	2	2:59.621	1:48.055	29.611	41.955	148.8	1:02:46.262					
34	1	1:31.739	22.444	28.864	40.431	291.1	58:58.058	32	2	1:35.888	23.511	29.543	42.834	281.2	1:04:22.150					
35	1	1:32.489	22.398	29.270	40.821	295.1	1:00:30.547	33	2	1:36.568	23.537	29.728	43.303	280.5	1:05:58.718					
36	1	1:31.602	22.359	28.782	40.461	300.8	1:02:02.149	34	2	1:34.282	23.218	29.096	41.968	294.3	1:07:33.000					
37	1	1:31.688	22.380	28.871	40.437	300.8	1:03:33.837	35	2	1:34.997	23.575	29.602	41.820	280.5	1:09:07.997					
38	1	1:31.668	22.330	28.717	40.621	300.8	1:05:05.505	36	2	1:37.443	23.362	31.268	42.813	295.9	1:10:45.440					
39	1	1:37.578	22.393	29.208	45.977	297.5	1:06:43.083	37	2	1:40.952	23.541	30.132	47.279	293.5	1:12:26.392					
40	2	5:40.903	4:29.659	29.809	41.435	160.0	1:12:23.986	38	2	8:12.215	7:00.513	30.089	41.613	146.1	1:20:38.607					
41	2	1:34.000	22.695	29.436	41.869	296.7	1:13:57.986	39	2	1:35.532	23.606	29.733	42.193	287.2	1:22:14.139					
42	2	1:32.560	22.698	29.120	40.742	289.5	1:15:30.546	40	2	1:35.911	23.490	29.901	42.520	282.0	1:23:50.050					
43	2	1:32.815	22.720	29.059	41.036	283.5	1:17:03.361	41	2	1:34.366	23.334	29.656	41.376	291.9	1:25:24.416					
44	2	1:31.749	22.529	28.762	40.458	288.0	1:18:35.110	42	2	2:30.820	23.264	49.999	1:17.557	292.7	1:27:55.236					
45	2	1:32.334	22.689	28.775	40.870	291.1	1:20:07.444	43	2	1:58.160	46.433	30.186	41.541	80.2	1:29:53.396					
46	2	1:33.153	22.713	29.782	40.658	294.3	1:21:40.597	44	2	1:34.576	23.365	29.849	41.362	284.2	1:31:27.972					
47	2	1:31.968	22.413	29.009	40.546	288.8	1:23:12.565	10	Vector Sport 1. Renger VAN DER ZANDE 2. Ryan CULLEN							Oreca 07 - Gibson LMP2				
48	2	1:32.059	22.587	28.721	40.751	291.9	1:24:44.624		1	3	1:55.100	42.062	31.186	41.852	146.3	1:55.100				
49	2	1:56.570	22.362	28.898	1:05.310	290.3	1:26:41.194		2	3	1:40.210	24.189	30.088	45.933	277.6	3:35.310				
50	2	2:39.600	58.567	1:00.196	40.837	79.8	1:29:20.794													



FIA WEC 6 Hours of Fuji Free Practice 2

Sector Analysis

Lap under Red Flag													Invalidated Lap	Personal Best	Session Best	B Crossing the pit lane
Lap	D	Time	Sector 1	Sector 2	Sector 3	T. Spd	Elapsed	Lap	D	Time	Sector 1	Sector 2	Sector 3	T. Spd	Elapsed	
3	3	1:34.695	23.380	29.855	41.460	292.7	5:10.005	13	2	1:48.790	25.227	32.101	51.462	259.0	24:10.314	
4	3	1:39.663	23.200	29.449	47.014	295.1	6:49.668	14	3	3:06.231	1:50.419	31.986	43.826	134.7	27:16.545	
5	3	3:18.196	2:06.708	29.948	41.540	149.2	10:07.864	15	3	1:40.106	25.155	31.522	43.429	259.6	28:56.651	
6	3	1:33.433	23.011	29.035	41.387	293.5	11:41.297	16	3	1:40.460	25.153	31.822	43.485	259.6	30:37.111	
7	3	1:42.438	23.096	28.590	50.752	293.5	13:23.735	17	3	1:39.952	24.949	31.445	43.558	260.2	32:17.063	
8	3	1:42.486	23.019	29.070	50.397	292.7	15:06.221	18	3	1:39.975	24.924	31.463	43.588	260.2	33:57.038	
9	3	10:32.265	9:21.050	29.813	41.402	148.1	25:38.486	19	3	1:40.312	24.924	31.494	43.894	260.9	35:37.350	
10	3	1:33.247	23.119	29.071	41.057	290.3	27:11.733	20	3	1:45.248	24.919	31.597	48.732	260.9	37:22.598	
11	3	1:33.054	23.064	28.840	41.150	291.9	28:44.787	21	1	2:51.431	1:33.330	33.530	44.571	126.0	40:14.029	
12	3	1:40.447	23.262	30.156	47.029	292.7	30:25.234	22	1	1:41.634	25.279	32.239	44.116	259.0	41:55.663	
13	1	3:41.439	2:21.272	30.989	49.178	140.6	34:06.673	23	1	1:42.503	25.337	32.713	44.453	260.9	43:38.166	
14	1	1:37.193	24.039	30.389	42.765	284.2	35:43.866	24	1	1:41.888	25.441	32.242	44.205	260.2	45:20.054	
15	1	1:36.570	23.819	29.916	42.835	290.3	37:20.436	25	1	1:41.664	25.363	32.156	44.145	260.2	47:01.718	
16	1	1:35.161	23.426	29.729	42.006	291.9	38:55.597	26	1	1:41.571	25.246	32.096	44.229	260.9	48:43.289	
17	1	1:35.412	23.549	29.706	42.157	293.5	40:31.009	27	1	1:41.929	25.544	32.184	44.201	260.9	50:25.218	
18	1	1:35.927	24.251	29.524	42.152	290.3	42:06.936	28	1	1:50.768	25.358	32.214	53.196	260.2	52:15.986	
19	1	1:47.179	23.639	29.455	54.085	290.3	43:54.115	29	1	2:58.517	1:39.313	34.206	44.998	122.6	55:14.503	
20	1	1:35.085	23.493	29.651	41.941	291.9	45:29.200	30	1	1:42.970	25.413	32.407	45.150	259.0	56:57.473	
21	1	1:41.894	23.313	29.586	48.995	292.7	47:11.094	31	1	1:40.824	25.270	31.894	43.660	260.2	58:38.297	
22	1	11:02.714	9:44.420	32.849	45.445	146.3	58:13.808	32	1	1:40.465	25.113	31.865	43.487	262.1	1:00:18.762	
23	1	1:34.676	23.464	29.563	41.649	290.3	59:48.484	33	1	1:43.397	25.041	31.966	46.390	262.8	1:02:02.159	
24	1	1:34.535	23.462	29.300	41.773	292.7	1:01:23.019	34	1	1:41.481	25.301	32.120	44.060	260.9	1:03:43.640	
25	1	1:35.039	23.925	29.393	41.721	291.9	1:02:58.058	35	1	1:40.625	25.061	31.802	43.762	260.2	1:05:24.265	
26	1	1:34.631	23.343	29.194	42.094	291.9	1:04:32.689	36	1	1:41.586	25.095	32.292	44.199	259.6	1:07:05.851	
27	1	1:34.129	23.308	29.328	41.493	294.3	1:06:06.818	37	1	1:40.979	25.161	31.940	43.878	259.6	1:08:46.830	
28	1	1:39.388	23.247	29.188	46.953	295.1	1:07:46.206	38	1	1:48.169	25.244	31.962	50.963	260.2	1:10:34.999	
29	2	3:08.376	1:55.698	30.641	42.037	145.9	1:10:54.582	39	3	3:13.916	1:56.743	32.054	45.119	135.3	1:13:48.915	
30	2	1:35.900	23.479	30.353	42.068	289.5	1:12:30.482	40	3	1:39.917	25.042	31.569	43.306	260.9	1:15:28.832	
31	2	1:55.473	23.700	29.967	1:01.806	291.1	1:14:25.955	41	3	1:45.127	25.156	32.205	47.766	262.1	1:17:13.959	
32	2	1:37.142	24.597	30.430	42.115	272.7	1:16:03.097	42	3	1:40.150	25.042	31.511	43.597	260.9	1:18:54.109	
33	2	1:36.370	23.865	30.021	42.484	288.0	1:17:39.467	43	3	1:40.138	24.895	31.652	43.591	260.2	1:20:34.247	
34	2	1:35.383	23.493	29.893	41.997	287.2	1:19:14.850	44	3	1:46.622	25.140	32.111	49.371	257.1	1:22:20.869	
35	2	1:35.154	23.529	29.850	41.775	286.5	1:20:50.004	45	3	5:28.625	3:21.649	49.729	1:17.247	136.5	1:27:49.494	
36	2	1:34.986	23.412	29.868	41.706	291.1	1:22:24.990	46	3	2:07.300	51.194	32.604	43.502	79.6	1:29:56.794	
37	2	1:36.144	23.624	30.238	42.282	290.3	1:24:01.134	47	3	1:40.391	25.304	31.669	43.418	259.6	1:31:37.185	
38	2	1:34.874	23.502	29.663	41.709	285.7	1:25:36.008									
39	2	2:46.291	23.735	1:04.815	1:17.741	285.7	1:28:22.299									
40	2	1:46.615	34.707	30.288	41.620	219.1	1:30:08.914									

21 AF Corse		Ferrari 488 GTE Evo					
1.	Simon MANN	3.	Toni VILANDER				
2.	Christoph ULRICH		LMGTE Am				
1	2	2:10.433	52.345	33.271	44.817	131.9	2:10.433
2	2	1:43.732	26.028	33.221	44.483	254.1	3:54.165
3	2	1:50.896	26.482	32.087	52.327	262.1	5:45.061
4	2	3:00.689	1:43.123	33.587	43.979	135.5	8:45.750
5	2	1:41.537	25.990	31.570	43.977	260.2	10:27.287
6	2	1:40.967	24.988	31.831	44.148	260.2	12:08.254
7	2	1:40.933	25.065	31.707	44.161	260.9	13:49.187
8	2	1:41.479	25.478	31.667	44.334	259.0	15:30.666
9	2	1:40.996	25.158	31.781	44.057	260.2	17:11.662
10	2	1:42.161	25.165	32.083	44.913	260.9	18:53.823
11	2	1:46.356	25.813	32.150	48.393	254.7	20:40.179
12	2	1:41.345	25.346	31.609	44.390	259.6	22:21.524

22 United Autosports USA		Oreca 07 - Gibson					
1.	Philip HANSON	3.	William OWEN				
2.	Filipe ALBUQUERQUE		LMP2				
1	2	3:15.145	2:00.219	31.861	43.065	145.2	3:15.145
2	2	1:35.184	23.564	29.808	41.812	287.2	4:50.329
3	2	1:35.002	23.651	29.628	41.723	288.8	6:25.331
4	2	1:35.070	23.461	29.980	41.629	295.9	8:00.401
5	2	1:39.652	23.556	29.632	46.464	295.1	9:40.053
6	2	7:57.142	6:36.715	36.437	43.990	146.3	17:37.195
7	2	1:32.853	23.056	29.016	40.781	291.9	19:10.048
8	2	1:33.277	22.945	29.229	41.103	295.1	20:43.325
9	2	1:33.217	22.929	28.992	41.296	295.1	22:16.542
10	2	1:32.510	22.900	28.745	40.865	293.5	23:49.052
11	2	1:40.782	22.999	29.275	48.508	294.3	25:29.834
12	1	8:11.183	6:54.035	29.790	47.358	147.5	33:41.017
13	1	1:34.806	23.300	29.854	41.652	289.5	35:15.823
14	1	1:34.388	23.535	29.147	41.706	280.5	36:50.211
15	1	1:33.638	23.234	29.134	41.270	291.9	38:23.849



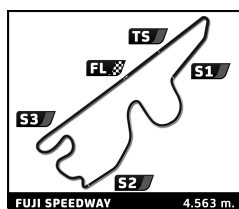


FIA WEC 6 Hours of Fuji Free Practice 2

Sector Analysis

Lap under Red Flag												Invalidated Lap		Personal Best		Session Best		B Crossing the pit lane	
Lap	D	Time	Sector 1	Sector 2	Sector 3	T. Spd	Elapsed	Lap	D	Time	Sector 1	Sector 2	Sector 3	T. Spd	Elapsed				
16	1	1:34.071	23.448	29.212	41.411	291.9	39:57.920	32	1	1:34.381	23.312	29.495	41.574	290.3	1:07:51.142				
17	1	1:34.531	23.246	29.748	41.537	290.3	41:32.451	33	1	1:34.409	23.285	29.506	41.618	291.1	1:09:25.551				
18	1	1:33.948	23.153	29.237	41.558	292.7	43:06.399	34	1	1:34.085	23.341	29.260	41.484	291.1	1:10:59.636				
19	1	1:39.995 B	23.219	29.276	47.500	293.5	44:46.394	35	1	1:34.183	23.329	29.359	41.495	292.7	1:12:33.819				
20	1	19:44.593	...	30.290	42.753	147.7	1:04:30.987	36	1	1:41.509 B	24.643	29.394	47.472	292.7	1:14:15.328				
21	1	1:34.600	23.283	29.773	41.544	290.3	1:06:05.587	37	3	3:28.530	2:17.093	29.663	41.774	146.9	1:17:43.858				
22	1	1:34.156	23.246	29.398	41.512	291.9	1:07:39.743	38	3	1:34.319	23.425	29.416	41.478	291.1	1:19:18.177				
23	1	1:34.099	23.243	29.164	41.692	293.5	1:09:13.842	39	3	1:34.400	23.307	29.284	41.809	291.9	1:20:52.577				
24	1	1:41.042 B	23.206	29.961	47.875	293.5	1:10:54.884	40	3	1:34.381	23.287	29.308	41.786	291.9	1:22:26.958				
25	3	4:33.660	3:21.543	29.531	42.586	147.9	1:15:28.544	41	3	1:35.885	23.392	30.001	42.492	292.7	1:24:02.843				
26	3	1:35.434	23.550	29.760	42.124	289.5	1:17:03.978	42	3	1:34.782	23.448	29.532	41.802	290.3	1:25:37.625				
27	3	1:35.122	23.527	29.553	42.042	286.5	1:18:39.100	43	3	2:48.540	24.337	1:07.172	1:17.031	272.0	1:28:26.165				
28	3	1:34.511	23.250	29.445	41.816	291.9	1:20:13.611	44	3	1:43.958	32.044	30.413	41.501	226.9	1:30:10.123				
29	3	1:35.781	23.158	30.286	42.337	294.3	1:21:49.392	28 JOTA 1.Oliver RASMUSSEN 3.Jonathan ABERDEIN 2.Edward JONES Orega 07 - Gibson LMP2											
30	3	1:35.417	23.430	29.947	42.040	293.5	1:23:24.809	1	2	1:53.675	39.041	30.846	43.788	147.5	1:53.675				
31	3	1:34.925	23.294	29.280	42.351	291.9	1:24:59.734	2	2	1:34.537	23.494	29.633	41.410	273.4	3:28.212				
32	3	2:07.192	23.341	29.910	1:13.941	289.5	1:27:06.926	3	2	1:32.493	23.009	28.703	40.781	293.5	5:00.705				
33	3	2:26.543	58.516	46.377	41.650	80.4	1:29:33.469	4	2	1:32.726	22.812	28.807	41.107	295.9	6:33.431				
34	3	1:35.026	23.546	29.846	41.634	288.8	1:31:08.495	5	2	1:38.590 B	22.822	29.003	46.765	300.8	8:12.021				
23 United Autosports USA Orega 07 - Gibson 1.Alexander LYNN 3.Joshua PIERSON 2.Oliver JARVIS LMP2																			
1	1	1:41.586	26.583	31.383	43.620	142.7	1:41.586	6	1	3:25.092	2:11.361	30.011	43.720	151.9	11:37.113				
2	1	1:53.671 B	35.124	30.628	47.919	291.9	3:35.257	7	1	1:35.929	23.815	30.240	41.874	282.7	13:13.042				
3	1	2:43.980	1:27.707	33.734	42.539	148.4	6:19.237	8	1	1:35.927	23.532	30.230	42.165	288.8	14:48.969				
4	1	1:34.437	23.019	28.588	42.830	296.7	7:53.674	9	1	1:34.107	23.344	29.202	41.561	291.9	16:23.076				
5	1	1:33.069	22.943	28.717	41.409	296.7	9:26.743	10	1	1:34.021	23.169	29.356	41.496	292.7	17:57.097				
6	1	1:39.247	22.945	29.114	47.188	294.3	11:05.990	11	1	1:35.688	23.538	30.358	41.792	294.3	19:32.785				
7	1	1:46.553 B	23.003	28.935	54.615	295.1	12:52.543	12	1	1:35.094	23.455	29.804	41.835	294.3	21:07.879				
8	2	8:05.971	6:52.955	30.401	42.615	146.9	20:58.514	13	1	1:40.005 B	23.679	29.361	46.965	280.5	22:47.884				
9	2	1:34.008	23.272	29.280	41.456	289.5	22:32.522	14	1	6:17.969	5:05.701	30.350	41.918	150.6	29:05.853				
10	2	1:33.694	23.276	29.146	41.272	289.5	24:06.216	15	1	1:36.319	23.773	30.284	42.262	276.9	30:42.172				
11	2	1:36.513	23.468	29.701	43.344	291.1	25:42.729	16	1	1:35.380	23.599	29.828	41.953	279.1	32:17.552				
12	2	1:33.633	23.161	29.137	41.335	291.1	27:16.362	17	1	1:39.856 B	23.484	29.880	46.492	291.1	33:57.408				
13	2	1:33.991	23.233	29.383	41.375	291.9	28:50.353	18	1	2:36.459	1:25.262	29.699	41.498	151.9	36:33.867				
14	2	1:34.284	23.327	29.399	41.558	285.7	30:24.637	19	1	1:34.716	23.489	29.607	41.620	280.5	38:08.583				
15	2	1:34.343	23.365	29.300	41.678	281.2	31:58.980	20	1	1:34.341	23.360	29.483	41.498	279.1	39:42.924				
16	2	1:34.286	23.248	29.353	41.685	291.1	33:33.266	21	1	1:34.647	23.355	29.386	41.906	281.2	41:17.571				
17	2	1:40.821 B	23.186	29.663	47.972	292.7	35:14.087	22	1	1:34.039	23.226	29.258	41.555	283.5	42:51.610				
18	3	4:55.045	3:41.384	31.693	41.968	145.7	40:09.132	23	1	1:40.291 B	23.466	30.293	46.532	282.7	44:31.901				
19	3	1:35.031	23.468	29.737	41.826	288.8	41:44.163	24	3	3:11.481	1:59.702	30.039	41.740	152.3	47:43.382				
20	3	1:35.057	23.546	29.377	42.134	290.3	43:19.220	25	3	1:36.353	23.475	30.544	42.334	291.1	49:19.735				
21	3	1:36.385	23.656	30.702	42.027	284.2	44:55.605	26	3	1:35.004	23.183	29.642	42.179	292.7	50:54.739				
22	3	1:34.904	23.457	29.587	41.860	291.9	46:30.509	27	3	1:34.667	23.115	29.307	42.245	291.1	52:29.406				
23	3	1:36.209	23.437	30.846	41.926	291.9	48:06.718	28	3	1:33.814	23.254	29.255	41.305	294.3	54:03.220				
24	3	1:35.809	24.103	30.047	41.659	291.1	49:42.527	29	3	1:34.124	23.081	29.534	41.509	295.1	55:37.344				
25	3	1:34.778	23.267	29.448	42.063	291.9	51:17.305	30	3	1:33.912	23.146	29.310	41.456	294.3	57:11.256				
26	3	1:34.465	23.361	29.569	41.535	293.5	52:51.770	31	3	1:33.945	23.391	29.195	41.359	284.2	58:45.201				
27	3	1:35.161	23.220	29.372	42.569	294.3	54:26.931	32	3	1:33.521	23.121	29.078	41.322	294.3	1:00:18.722				
28	3	1:34.909	23.316	29.475	42.118	294.3	56:01.840	33	3	1:42.010 B	23.570	29.879	48.561	281.2	1:02:00.732				
29	3	1:36.407	23.498	30.064	42.845	293.5	57:38.247	34	3	9:48.754	8:37.072	30.288	41.394	150.6	1:11:49.486				
30	3	1:40.730 B	23.474	30.239	47.017	294.3	59:18.977	35	3	1:34.050	23.408	29.307	41.335	290.3	1:13:23.536				
31	1	6:57.784	5:46.346	29.707	41.731	148.1	1:06:16.761	36	3	1:35.167	23.273	29.631	42.263	292.7	1:14:58.703				
								37	3	1:36.202	23.422	30.299	42.481	294.3	1:16:34.905				

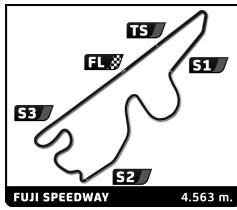




FIA WEC 6 Hours of Fuji Free Practice 2

Sector Analysis

		Lap under Red Flag		Invalidated Lap		Personal Best		Session Best		B Crossing the pit lane					
Lap	D	Time	Sector 1	Sector 2	Sector 3	T. Spd	Elapsed	Lap	D	Time	Sector 1	Sector 2	Sector 3	T. Spd	Elapsed
38	3	1:40.238 B	23.186	29.218	47.834	293.5	1:18:15.143	44	3	1:35.730	23.409	30.287	42.034	290.3	1:23:52.665
39	2	3:55.090	2:42.766	30.289	42.035	154.1	1:22:10.233	45	3	1:35.249	23.326	29.217	42.706	291.1	1:25:27.914
40	2	1:34.817	23.505	29.616	41.696	285.0	1:23:45.050	46	3	2:33.091	23.311	52.038	1:17.742	290.3	1:28:01.005
41	2	1:34.067	23.146	29.586	41.335	280.5	1:25:19.117	47	3	1:56.963	45.490	30.005	41.468	80.1	1:29:57.968
42	2	2:29.095	23.661	48.218	1:17.216	285.7	1:27:48.212	48	3	1:44.332 B	23.620	29.366	51.346	274.8	1:31:42.300
43	2	2:03.532	51.246	30.606	41.680	80.3	1:29:51.744								
44	2	1:41.233 B	23.394	29.805	48.034	291.9	1:31:32.977								
31		WRT	3.Dries VANTHOOR		Oreca 07 - Gibson										
		1.Sean GELAE			LMP2										
		2.Robin FRUJNS													
1	2	1:49.930	33.640	29.953	46.337	143.8	1:49.930	1	1	2:11.292	53.617	33.170	44.505	138.1	2:11.292
2	2	1:32.853	23.263	28.596	40.994	289.5	3:22.783	2	1	1:41.672	25.421	32.253	43.998	259.6	3:52.964
3	2	1:32.896	23.025	29.001	40.870	289.5	4:55.679	3	1	1:40.248	24.933	31.878	43.437	262.8	5:33.212
4	2	1:32.788	22.992	28.647	41.149	289.5	6:28.467	4	1	1:39.966	24.947	31.548	43.471	261.5	7:13.178
5	2	1:38.275 B	23.007	28.958	46.310	289.5	8:06.742	5	1	2:03.239 B	24.885	31.904	1:06.450	262.1	9:16.417
6	2	5:27.769	4:16.980	29.745	41.044	146.9	13:34.511	6	3	6:02.945	4:46.106	32.395	44.444	133.8	15:19.362
7	2	1:33.543	23.442	29.383	40.718	290.3	15:08.054	7	3	1:39.615	25.154	31.472	42.989	261.5	16:58.977
8	2	1:33.128	23.070	28.901	41.157	291.1	16:41.182	8	3	1:39.648	24.993	31.557	43.098	260.9	18:38.625
9	2	1:47.877 B	24.741	32.455	50.681	258.4	18:29.059	9	3	1:39.314	24.782	31.477	43.055	264.1	20:17.939
10	2	3:31.465	2:20.551	29.754	41.160	147.9	22:00.524	10	3	1:39.185	24.819	31.295	43.071	263.4	21:57.124
11	2	1:33.595	23.149	29.258	41.188	291.1	23:34.119	11	3	1:44.743 B	24.836	31.415	48.492	263.4	23:41.867
12	2	1:33.241	23.072	29.190	40.979	291.1	25:07.360	12	2	3:59.913	2:43.620	32.379	43.914	136.9	27:41.780
13	2	1:34.049	23.159	29.504	41.386	290.3	26:41.409	13	2	1:40.716	25.312	31.774	43.630	262.8	29:22.496
14	2	1:34.176	23.430	29.356	41.390	288.8	28:15.585	14	2	1:40.079	25.133	31.519	43.427	259.0	31:02.575
15	2	1:39.012 B	23.215	29.205	46.592	291.1	29:54.597	15	2	1:39.995	24.953	31.703	43.339	263.4	32:42.570
16	1	6:25.469	5:12.147	31.162	42.160	147.1	36:20.066	16	2	1:40.498	25.002	31.428	44.068	262.1	34:23.068
17	1	1:35.500	23.533	29.901	42.066	288.8	37:55.566	17	2	1:40.850	25.076	31.778	43.996	263.4	36:03.918
18	1	1:34.667	23.384	29.747	41.536	288.8	39:30.233	18	2	1:40.600	24.931	31.618	44.051	264.7	37:44.518
19	1	1:37.132	23.545	29.898	43.689	286.5	41:07.365	19	2	1:40.530	25.467	31.615	43.448	262.8	39:25.048
20	1	1:45.237 B	23.753	30.458	51.026	274.1	42:52.602	20	2	1:41.635	24.836	31.636	45.163	265.4	41:06.683
21	1	2:00.814	48.542	30.341	41.931	148.8	44:53.416	21	2	1:48.297 B	25.185	31.591	51.521	266.0	42:54.980
22	1	1:34.816	23.416	29.727	41.673	289.5	46:28.232	22	1	4:08.428	2:51.401	32.373	44.654	138.6	47:03.408
23	1	1:34.631	23.312	29.492	41.827	291.1	48:02.863	23	1	1:41.554	25.448	31.922	44.184	259.0	48:44.962
24	1	1:34.879	23.246	29.765	41.868	290.3	49:37.742	24	1	1:41.143	25.176	31.801	44.166	262.8	50:26.105
25	1	1:34.392	23.371	29.510	41.511	283.5	51:12.134	25	1	1:41.448	24.997	32.060	44.391	265.4	52:07.553
26	1	1:34.857	23.250	29.548	42.059	288.0	52:46.991	26	1	1:40.638	24.996	31.586	44.056	262.1	53:48.191
27	1	1:34.217	23.304	29.308	41.605	287.2	54:21.208	27	1	1:40.796	25.330	31.590	43.876	262.1	55:28.987
28	1	1:35.467	23.491	29.800	42.176	282.7	55:56.675	28	1	1:40.966	25.064	31.909	43.993	263.4	57:09.953
29	1	1:35.744	23.548	30.166	42.030	286.5	57:32.419	29	1	1:41.447	25.027	31.912	44.508	262.8	58:51.400
30	1	1:34.781	23.353	29.552	41.876	290.3	59:07.200	30	1	1:42.625	25.579	32.346	44.700	264.7	1:00:34.025
31	1	1:34.441	23.448	29.444	41.549	278.4	1:00:41.641	31	1	1:40.700	25.122	31.418	44.160	262.1	1:02:14.725
32	1	1:33.874	23.199	29.299	41.376	291.1	1:02:15.515	32	1	1:45.995 B	25.103	31.729	49.163	261.5	1:04:00.720
33	1	1:33.867	23.250	29.186	41.431	288.8	1:03:49.382	33	3	3:57.548	2:41.693	32.065	43.790	139.0	1:07:58.268
34	1	1:39.803 B	23.328	29.332	47.143	290.3	1:05:29.185	34	3	1:40.232	24.943	31.574	43.715	260.9	1:09:38.500
35	3	4:08.617	2:56.248	30.211	42.158	148.1	1:09:37.802	35	3	1:39.758	24.878	31.514	43.366	265.4	1:11:18.258
36	3	1:38.850	23.708	30.010	45.132	290.3	1:11:16.652	36	3	1:39.685	24.874	31.620	43.191	262.1	1:12:57.943
37	3	1:34.767	23.419	29.619	41.729	291.9	1:12:51.419	37	3	1:39.845	24.840	31.352	43.653	262.1	1:14:37.788
38	3	1:35.049	23.231	29.753	42.065	289.5	1:14:26.468	38	3	1:46.030 B	24.868	31.651	49.511	262.8	1:16:23.818
39	3	1:34.582	23.514	29.422	41.646	282.7	1:16:01.050	39	3	5:07.212	3:51.204	32.240	43.768	137.4	1:21:31.030
40	3	1:33.961	23.158	29.338	41.465	291.1	1:17:35.011	40	3	1:39.665	24.929	31.495	43.241	262.8	1:23:10.695
41	3	1:33.671	23.037	29.320	41.314	291.1	1:19:08.682	41	3	1:40.165	24.926	31.762	43.477	262.8	1:24:50.860
42	3	1:34.294	23.217	29.390	41.687	289.5	1:20:42.976	42	3	2:09.930	25.251	31.941	1:12.738	264.1	1:27:00.790
43	3	1:33.959	23.273	29.275	41.411	290.3	1:22:16.935	43	3	2:31.308	58.386	49.118	43.804	79.8	1:29:32.098
44	3	1:40.237	25.139	31.754	43.344	263.4	1:31:12.335	44	3	1:40.237	25.139	31.754	43.344	263.4	1:31:12.335



FIA WEC 6 Hours of Fuji Free Practice 2 Sector Analysis

Lap under Red Flag Invalidated Lap Personal Best Session Best Crossing the pit lane

Lap	D	Time	Sector 1	Sector 2	Sector 3	T. Spd	Elapsed	Lap	D	Time	Sector 1	Sector 2	Sector 3	T. Spd	Elapsed		
34	Inter Europol Competition							Oreca 07 - Gibson									
	1.Jakub SMIECHOWSKI			3.Esteban GUTIERREZ				LMP2									
2.Alex BRUNDLE																	
1	1	4:04.996	2:48.225	33.295	43.476	143.6	4:04.996	1	2	1:58.324	43.533	31.872	42.919	146.5	1:58.324		
2	1	1:37.929	24.323	30.645	42.961	256.5	5:42.925	2	2	1:38.682	25.318	31.038	42.326	272.0	3:37.006		
3	1	2:03.211	24.099	30.154	1:08.958	274.1	7:46.136	3	2	1:36.001	23.841	30.156	42.004	287.2	5:13.007		
4	1	1:38.033	24.556	30.623	42.854	245.5	9:24.169	4	2	1:35.512	23.590	29.971	41.951	287.2	6:48.519		
5	1	1:36.632	23.981	30.108	42.543	278.4	11:00.801	5	2	1:35.717	23.755	30.394	41.568	288.0	8:24.236		
6	1	1:47.936	B	24.505	30.905	52.526	260.2	12:48.737	6	2	1:35.767	23.560	30.041	42.166	288.0	10:00.003	
7	1	3:52.266	2:36.073	30.863	45.330	146.5	16:41.003	7	2	1:41.477	B	23.681	30.502	47.294	288.8	11:41.480	
8	1	1:43.578	26.635	31.454	45.489	241.6	18:24.581	8	3	3:29.478	2:16.040	31.044	42.394	145.2	15:10.958		
9	1	1:37.643	24.145	30.733	42.765	268.0	20:02.224	9	3	1:35.607	23.432	29.939	42.236	288.0	16:46.565		
10	1	1:36.396	23.701	30.169	42.526	291.9	21:38.620	10	3	1:36.585	23.639	30.132	42.814	288.0	18:23.150		
11	1	1:38.186	23.793	31.052	43.341	292.7	23:16.806	11	3	1:36.385	23.597	30.219	42.569	288.8	19:59.535		
12	1	1:43.122	B	23.740	30.106	49.276	291.1	24:59.928	12	3	1:36.779	23.611	30.459	42.709	288.8	21:36.314	
13	2	3:03.263	1:50.568	30.259	42.436	150.4	28:03.191	13	3	1:36.265	23.620	30.199	42.446	286.5	23:12.579		
14	2	1:35.806	23.784	30.000	42.022	276.9	29:38.997	14	3	1:43.504	B	23.708	30.148	49.648	287.2	24:56.083	
15	2	1:35.405	23.428	30.019	41.958	288.0	31:14.402	15	3	2:59.225	1:46.366	30.580	42.279	130.3	27:55.308		
16	2	1:40.220	B	23.470	29.739	47.011	291.1	32:54.622	16	3	1:43.410	B	23.700	30.603	49.107	285.0	29:38.718
17	2	3:15.265	2:01.865	31.221	42.179	150.6	36:09.887	17	3	12:18.811	...	31.747	42.863	143.4	41:57.529		
18	2	1:35.239	23.589	29.999	41.651	284.2	37:45.126	18	3	1:38.108	23.998	31.391	42.719	282.0	43:35.637		
19	2	1:35.896	23.518	29.942	42.436	287.2	39:21.022	19	3	1:36.920	23.727	30.662	42.531	283.5	45:12.557		
20	2	1:42.043	B	23.777	30.016	48.250	278.4	41:03.065	20	3	1:37.240	23.728	30.234	43.278	285.7	46:49.797	
21	2	3:01.646	1:48.448	30.214	42.984	150.4	44:04.711	21	3	1:37.241	24.069	30.517	42.655	281.2	48:27.038		
22	2	1:41.823	23.195	30.175	48.453	292.7	45:46.534	22	3	1:36.994	23.811	30.534	42.649	287.2	50:04.032		
23	2	1:33.574	23.153	29.154	41.267	291.1	47:20.108	23	3	1:44.022	B	23.781	31.228	49.013	285.0	51:48.054	
24	2	1:33.419	23.111	29.075	41.233	291.9	48:53.527	24	2	2:45.495	1:31.045	31.004	43.446	146.1	54:33.549		
25	2	1:47.033	23.199	36.630	47.204	293.5	50:40.560	25	2	1:37.270	23.945	30.511	42.814	284.2	56:10.819		
26	2	1:40.928	B	23.161	29.423	48.344	292.7	52:21.488	26	2	1:36.738	23.870	30.459	42.409	285.0	57:47.557	
27	3	3:07.674	1:54.998	30.673	42.003	147.5	55:29.162	27	2	1:37.415	23.741	31.012	42.662	285.7	59:24.972		
28	3	1:34.473	23.386	29.684	41.403	289.5	57:03.635	28	2	1:36.825	23.728	30.496	42.601	285.0	1:01:01.797		
29	3	1:34.175	23.237	29.397	41.541	291.9	58:37.810	29	2	1:37.092	23.889	30.843	42.360	285.7	1:02:38.889		
30	3	1:34.227	23.396	29.462	41.369	293.5	1:00:12.037	30	2	1:36.541	23.755	30.480	42.306	286.5	1:04:15.430		
31	3	1:34.654	23.230	29.791	41.633	291.1	1:01:46.691	31	2	1:42.012	B	23.582	30.472	47.958	286.5	1:05:57.442	
32	3	1:34.328	23.272	29.548	41.508	291.9	1:03:21.019	32	1	5:28.426	4:14.198	31.090	43.138	142.7	1:11:25.868		
33	3	1:34.356	23.193	29.398	41.765	291.9	1:04:55.375	33	1	1:36.542	23.998	30.406	42.138	280.5	1:13:02.410		
34	3	1:34.374	23.140	29.422	41.812	293.5	1:06:29.749	34	1	1:36.579	23.738	30.283	42.558	285.0	1:14:38.989		
35	3	1:33.654	23.075	29.129	41.450	292.7	1:08:03.403	35	1	1:38.127	23.991	30.920	43.216	288.0	1:16:17.116		
36	3	1:34.471	23.290	29.612	41.569	294.3	1:09:37.874	36	1	1:47.336	B	24.106	32.084	51.146	269.3	1:18:04.452	
37	3	1:33.730	23.248	29.145	41.337	289.5	1:11:11.604										
38	3	1:34.267	23.113	29.605	41.549	291.9	1:12:45.871										
39	3	1:34.331	23.335	29.412	41.584	291.9	1:14:20.202										
40	3	1:39.253	B	23.201	29.217	46.835	290.3	1:15:59.455									
41	1	3:01.815	1:48.481	30.753	42.581	147.3	1:19:01.270										
42	1	1:36.845	23.942	30.200	42.703	276.2	1:20:38.115										
43	1	1:37.775	23.798	30.983	42.994	288.8	1:22:15.890										
44	1	1:38.567	23.929	30.444	44.194	286.5	1:23:54.457										
45	1	1:36.492	23.787	30.170	42.535	289.5	1:25:30.949										
46	1	2:40.489	23.632	59.483	1:17.374	289.5	1:28:11.438										
47	1	1:54.576	41.177	30.589	42.810	148.6	1:30:06.014										
35	Ultimate							Oreca 07 - Gibson									
	1.Jean-Baptiste LAHAYE			3.François HERIAU				LMP2 P/A									
2.Matthieu LAHAYE																	
1	1	2:10.271	56.558	30.828	42.885	138.3	2:10.271	1	1	2:10.271	56.558	30.828	42.885	138.3	2:10.271		
2	1	1:34.448	23.803	29.437	41.208	273.4	3:44.719	2	1	1:34.448	23.803	29.437	41.208	273.4	3:44.719		
3	1	1:39.258	B	23.144	29.134	46.980	284.2	5:23.977	3	1	1:39.258	B	23.144	29.134	46.980	284.2	5:23.977
4	1	2:32.369	1:22.133	29.830	40.406	152.8	7:56.346	4	1	2:32.369	1:22.133	29.830	40.406	152.8	7:56.346		
5	1	1:32.536	22.757	29.297	40.482	300.0	9:28.882	5	1	1:32.536	22.757	29.297	40.482	300.0	9:28.882		
6	1	1:32.228	22.655	28.875	40.698	305.1	11:01.110	6	1	1:32.228	22.655	28.875	40.698	305.1	11:01.110		
7	1	1:34.687	22.660	28.912	43.115	302.5	12:35.797	7	1	1:34.687	22.660	28.912	43.115	302.5	12:35.797		
8	1	1:32.000	22.839	28.500	40.661	300.8	14:07.797	8	1	1:32.000	22.839	28.500	40.661	300.8	14:07.797		
9	1	1:33.967	22.695	29.205	42.067	306.8	15:41.764	9	1	1:33.967	22.695	29.205	42.067	306.8	15:41.764		
10	1	1:31.765	22.715	28.603	40.447	304.2	17:13.529	10	1	1:31.765	22.715	28.603	40.447	304.2	17:13.529		
11	1	1:38.169	B	22.818	29.239	46.112	299.2	18:51.698	11	1	1:38.169	B	22.818	29.239	46.112	299.2	18:51.698
12	1	3:11.597	2:01.685	29.288	40.624	111.2	22:03.295	12	1	3:11.597	2:01.685	29.288	40.624	111.2	22:03.295		
13	1	1:32.678	22.775	28.893	41.010	303.4	23:35.973	13	1	1:32.678	22.775	28.893	41.010	303.4	23:35.973		
14	1	1:38.343	B	23.026	29.019	46.298	298.3	25:14.316	14	1	1:38.343	B	23.026	29.019	46.298	298.3	25:14.316





FIA WEC 6 Hours of Fuji Free Practice 2

Sector Analysis

Lap under Red Flag													Invalidated Lap	Personal Best	Session Best	B Crossing the pit lane
Lap	D	Time	Sector 1	Sector 2	Sector 3	T. Spd	Elapsed	Lap	D	Time	Sector 1	Sector 2	Sector 3	T. Spd	Elapsed	
15	3	5:35.806	4:25.079	29.250	41.477	147.5	30:50.122	20	3	1:35.546	23.871	30.307	41.368	271.4	38:46.157	
16	3	1:32.930	23.104	29.099	40.727	300.8	32:23.052	21	3	1:33.916	23.389	29.505	41.022	291.1	40:20.073	
17	3	1:32.886	22.706	29.147	41.033	304.2	33:55.938	22	3	1:40.447 B	23.431	30.197	46.819	292.7	42:00.520	
18	3	1:32.741	22.818	28.720	41.203	298.3	35:28.679	23	2	3:09.343	1:56.808	30.301	42.234	150.2	45:09.863	
19	3	1:32.713	22.873	28.927	40.913	296.7	37:01.392	24	2	1:34.260	23.290	29.593	41.377	282.7	46:44.123	
20	3	1:31.863	22.616	28.506	40.741	299.2	38:33.255	25	2	1:34.360	23.416	29.194	41.750	285.0	48:18.483	
21	3	1:40.461 B	23.086	29.727	47.648	290.3	40:13.716	26	2	1:33.672	23.227	29.215	41.230	285.0	49:52.155	
22	2	4:44.546	3:34.198	28.955	41.393	154.5	44:58.262	27	2	1:38.526 B	23.283	29.375	45.868	291.9	51:30.681	
23	2	1:33.061	23.155	28.720	41.186	279.8	46:31.323	28	2	6:05.302	4:53.341	30.273	41.688	152.3	57:35.983	
24	2	1:32.568	22.942	28.973	40.653	286.5	48:03.891	29	2	1:36.360	23.545	29.990	42.825	282.7	59:12.343	
25	2	1:32.255	22.775	28.691	40.789	279.8	49:36.146	30	2	1:33.966	23.296	29.394	41.276	285.0	1:00:46.309	
26	2	1:32.010	22.652	28.716	40.642	282.0	51:08.156	31	2	1:35.701	23.925	29.983	41.793	282.0	1:02:22.010	
27	2	1:37.749 B	22.622	28.981	46.146	293.5	52:45.905	32	2	1:39.878 B	23.123	29.199	47.556	291.1	1:04:01.888	
28	2	2:35.370	1:26.863	28.350	40.157	157.0	55:21.275	33	1	6:49.493	5:36.884	30.325	42.284	147.1	1:10:51.381	
29	2	1:34.492	22.623	29.237	42.632	281.2	56:55.767	34	1	1:34.423	23.612	29.472	41.339	276.2	1:12:25.804	
30	2	1:32.007	22.659	28.966	40.382	277.6	58:27.774	35	1	1:35.918	23.575	30.203	42.140	288.0	1:14:01.722	
31	2	1:31.983	22.652	28.749	40.582	282.0	59:59.757	36	1	1:34.718	23.626	29.428	41.664	285.0	1:15:36.440	
32	2	1:31.362	22.750	28.355	40.257	285.7	1:01:31.119	37	1	1:34.541	23.271	29.665	41.605	291.1	1:17:10.981	
33	2	1:38.183 B	22.819	28.975	46.389	290.3	1:03:09.302	38	1	1:37.879	23.401	29.866	44.612	286.5	1:18:48.860	
34	3	2:46.207	1:35.214	29.194	41.799	157.7	1:05:55.509	39	1	1:34.310	23.340	29.146	41.824	292.7	1:20:23.170	
35	3	1:32.940	22.932	28.680	41.328	297.5	1:07:28.449	40	1	1:33.906	23.230	29.445	41.231	293.5	1:21:57.076	
36	3	1:36.811	22.954	29.446	44.411	302.5	1:09:05.260	41	1	1:34.492	23.223	29.485	41.784	291.1	1:23:31.568	
37	3	1:40.219 B	23.179	30.033	47.007	270.0	1:10:45.479	42	1	1:36.222	23.519	30.679	42.024	288.0	1:25:07.790	
38	3	3:25.429	2:09.276	29.996	46.157	151.3	1:14:10.908	43	1	2:11.494	23.646	30.012	1:17.836	282.7	1:27:19.284	
39	3	1:33.151	22.795	28.970	41.386	300.0	1:15:44.059	44	1	2:21.983	58.256	40.750	42.977	80.5	1:29:41.267	
40	3	1:40.535 B	22.932	30.582	47.021	281.2	1:17:24.594	45	1	1:42.451 B	24.222	30.165	48.064	248.3	1:31:23.718	
41	1	5:21.897	4:11.457	29.559	40.881	152.3	1:22:46.491	41 Realteam by WRT Oreca 07 - Gibson LMP2								
42	1	1:32.656	23.013	28.785	40.858	285.7	1:24:19.147	1. Rui ANDRADE								
43	1	1:32.706	22.925	28.976	40.805	283.5	1:25:51.853	2. Ferdinand HABSBURG								
44	1	2:49.489	36.299	1:07.398	1:05.792	272.7	1:28:41.342	3. Norman NATO								
45	1	1:34.378	24.218	29.848	40.312	251.7	1:30:15.720	1	2	1:52.877	38.262	29.869	44.746	145.0	1:52.877	
38 JOTA Oreca 07 - Gibson LMP2																
1. Roberto GONZALEZ 3. William STEVENS																
2. Antonio Felix DA COSTA																
1	2	1:54.213	40.816	30.463	42.934	146.3	1:54.213	2	2	1:32.906	23.344	28.972	40.590	284.2	3:25.783	
2	2	1:39.188	24.459	30.254	44.475	235.8	3:33.401	3	2	1:33.305	23.158	28.776	41.371	287.2	4:59.088	
3	2	1:32.351	22.936	28.864	40.551	290.3	5:05.752	4	2	1:34.229	23.012	29.363	41.854	288.0	6:33.317	
4	2	1:39.335 B	22.852	28.592	47.891	294.3	6:45.087	5	2	1:39.876 B	23.233	30.105	46.538	287.2	8:13.193	
5	3	2:52.411	1:40.316	30.161	41.934	153.0	9:37.498	6	3	4:25.850	3:11.296	30.797	43.757	149.0	12:39.043	
6	3	1:34.313	23.561	29.351	41.401	291.1	11:11.811	7	3	1:33.760	23.337	29.323	41.100	291.1	14:12.803	
7	3	1:35.228	23.449	29.728	42.051	285.0	12:47.039	8	3	1:33.205	23.058	29.299	40.848	290.3	15:46.008	
8	3	1:34.027	23.417	29.315	41.295	288.8	14:21.066	9	3	1:35.745	23.283	29.658	42.804	288.8	17:21.753	
9	3	1:33.633	23.397	29.248	40.988	288.0	15:54.699	10	3	1:33.485	23.029	29.432	41.024	290.3	18:55.238	
10	3	1:33.795	23.288	29.196	41.311	288.0	17:28.494	11	3	1:33.688	23.454	29.180	41.054	276.2	20:28.926	
11	3	1:34.833	23.307	29.690	41.836	288.8	19:03.327	12	3	1:33.211	23.053	29.081	41.077	290.3	22:02.137	
12	3	1:38.778 B	23.255	29.344	46.179	291.9	20:42.105	13	3	1:40.922 B	23.226	28.967	48.729	289.5	23:43.059	
13	3	5:33.539	4:21.545	30.026	41.968	151.5	26:15.644	14	3	2:35.280	1:23.629	30.109	41.542	149.6	26:18.339	
14	3	1:34.569	23.512	29.633	41.424	282.7	27:50.213	15	3	1:34.543	23.440	29.717	41.386	291.1	27:52.882	
15	3	1:35.010	23.456	29.980	41.574	281.2	29:25.223	16	3	1:34.882	23.213	30.171	41.498	289.5	29:27.764	
16	3	1:34.951	23.390	29.880	41.681	287.2	31:00.174	17	3	1:34.445	23.298	29.576	41.571	290.3	31:02.209	
17	3	1:38.933 B	23.431	29.597	45.905	288.8	32:39.107	18	3	1:34.010	23.192	29.426	41.392	290.3	32:36.219	
18	3	2:57.387	1:44.741	30.348	42.298	151.0	35:36.494	19	3	1:35.945	23.217	30.215	42.513	290.3	34:12.164	
19	3	1:34.117	23.391	29.557	41.169	285.7	37:10.611	20	3	1:39.601 B	23.189	29.769	46.643	288.8	35:51.765	
								21	3	4:11.785	2:59.866	29.914	42.005	149.8	40:03.550	
								22	3	1:34.040	23.304	29.228	41.508	291.1	41:37.590	
								23	3	1:33.991	23.289	29.287	41.415	289.5	43:11.581	
								24	3	1:33.638	23.192	29.145	41.301	290.3	44:45.219	



FIA WEC 6 Hours of Fuji Free Practice 2

Sector Analysis

Lap under Red Flag													Invalidated Lap	Personal Best	Session Best	B Crossing the pit lane
Lap	D	Time	Sector 1	Sector 2	Sector 3	T. Spd	Elapsed	Lap	D	Time	Sector 1	Sector 2	Sector 3	T. Spd	Elapsed	
25	3	1:34.081	23.156	29.432	41.493	289.5	46:19.300	25	3	1:36.284	23.677	30.338	42.269	292.7	50:02.422	
26	3	1:40.552 B	23.264	29.625	47.663	288.8	47:59.852	26	3	1:35.121	23.387	29.844	41.890	288.0	51:37.543	
27	1	3:09.292	1:56.481	30.360	42.451	147.1	51:09.144	27	3	1:35.056	23.334	29.664	42.058	291.1	53:12.599	
28	1	1:37.922	24.693	30.305	42.924	287.2	52:47.066	28	3	1:35.165	23.356	29.767	42.042	291.1	54:47.764	
29	1	1:37.158	24.131	30.807	42.220	262.8	54:24.224	29	3	1:35.174	23.330	29.734	42.110	291.1	56:22.938	
30	1	1:35.564	23.606	30.007	41.951	285.0	55:59.788	30	3	1:35.700	23.385	29.832	42.483	289.5	57:58.638	
31	1	1:35.843	23.675	29.995	42.173	285.0	57:35.631	31	3	1:35.647	23.263	30.029	42.355	290.3	59:34.285	
32	1	1:35.420	23.463	30.088	41.869	285.7	59:11.051	32	3	1:35.925	23.375	30.479	42.071	291.9	1:01:10.210	
33	1	1:34.967	23.486	29.851	41.630	285.0	1:00:46.018	33	3	1:35.262	23.481	29.889	41.892	288.0	1:02:45.472	
34	1	1:38.395	23.850	31.384	43.161	278.4	1:02:24.413	34	3	1:34.888	23.377	29.589	41.922	289.5	1:04:20.360	
35	1	1:36.349	23.582	30.692	42.075	278.4	1:04:00.762	35	3	1:36.309	23.461	30.074	42.774	291.9	1:05:56.669	
36	1	1:34.935	23.346	29.921	41.668	286.5	1:05:35.697	36	3	1:36.052	23.581	29.777	42.694	292.7	1:07:32.721	
37	1	1:35.008	23.442	29.983	41.583	283.5	1:07:10.705	37	3	1:37.487	23.347	30.117	44.023	290.3	1:09:10.208	
38	1	1:35.863	24.309	29.844	41.710	284.2	1:08:46.568	38	3	1:41.610 B	23.596	30.132	47.882	291.9	1:10:51.818	
39	1	1:40.666 B	23.339	30.127	47.200	284.2	1:10:27.234	39	1	3:09.780	1:52.224	31.527	46.029	131.1	1:14:01.598	
40	1	3:33.265	2:20.567	30.192	42.506	148.6	1:14:00.499	40	1	1:38.196	24.231	30.801	43.164	282.7	1:15:39.794	
41	1	1:35.005	23.396	29.990	41.619	288.0	1:15:35.504	41	1	1:38.641	24.071	30.498	44.072	287.2	1:17:18.435	
42	1	1:34.830	23.375	29.888	41.567	287.2	1:17:10.334	42	1	1:38.285	24.087	30.538	43.660	282.7	1:18:56.720	
43	1	1:34.743	23.350	29.650	41.743	287.2	1:18:45.077	43	1	1:37.866	23.884	30.746	43.236	283.5	1:20:34.586	
44	1	1:34.582	23.461	29.547	41.574	286.5	1:20:19.659	44	1	1:38.005	24.079	30.706	43.220	270.7	1:22:12.591	
45	1	1:34.439	23.481	29.684	41.274	283.5	1:21:54.098	45	1	1:38.572	23.880	30.745	43.947	288.8	1:23:51.163	
46	1	1:35.184	23.531	29.789	41.864	282.7	1:23:29.282	46	1	1:44.542 B	23.948	30.833	49.761	283.5	1:25:35.705	
47	1	1:34.736	23.449	29.541	41.746	284.2	1:25:04.018	47	1	3:44.988	1:53.174	1:07.055	44.759	78.3	1:29:20.693	
48	1	2:14.608 B	23.636	30.892	1:20.080	282.0	1:27:18.626	48	1	1:46.798 B	24.826	31.534	50.438	262.1	1:31:07.491	
49	1	2:24.273	1:05.932	35.832	42.509	80.2	1:29:42.899									
50	1	1:36.115	23.683	30.871	41.561	289.5	1:31:19.014									

45		Algarve Pro Racing		Oreca 07 - Gibson			
		1. Steven THOMAS		LMP2 P/A			
		2. James ALLEN					
1	2	2:14.519	1:00.908	31.149	42.462	138.1	2:14.519
2	2	1:35.793	23.774	29.869	42.150	290.3	3:50.312
3	2	1:41.552 B	23.556	29.717	48.279	291.1	5:31.864
4	2	4:49.561	3:36.106	29.374	44.081	147.9	10:21.425
5	2	1:33.854	23.046	29.583	41.225	291.1	11:55.279
6	2	1:34.282	23.509	29.489	41.284	290.3	13:29.561
7	2	1:35.939	23.211	29.583	43.145	291.9	15:05.500
8	2	1:34.012	23.069	29.165	41.778	291.9	16:39.512
9	2	1:41.744 B	23.263	29.046	49.435	294.3	18:21.256
10	1	3:47.491	2:32.792	31.047	43.652	139.5	22:08.747
11	1	1:37.315	24.071	30.180	43.064	271.4	23:46.062
12	1	1:37.853	23.968	30.502	43.383	271.4	25:23.915
13	1	1:36.822	23.789	30.169	42.864	279.1	27:00.737
14	1	1:37.293	23.947	30.513	42.833	276.9	28:38.030
15	1	1:38.774	24.224	31.448	43.102	231.3	30:16.804
16	1	1:37.443	23.984	30.270	43.189	273.4	31:54.247
17	1	1:37.297	23.716	30.266	43.315	281.2	33:31.544
18	1	1:36.877	23.651	30.300	42.926	285.7	35:08.421
19	1	1:36.639	23.806	30.395	42.438	282.0	36:45.060
20	1	1:44.231 B	23.848	30.365	50.018	277.6	38:29.291
21	3	5:08.579	3:53.928	31.389	43.262	147.1	43:37.870
22	3	1:36.439	23.693	30.148	42.598	288.0	45:14.309
23	3	1:35.654	23.585	29.827	42.242	288.0	46:49.963
24	3	1:36.175	23.353	30.360	42.462	291.9	48:26.138

46		Team Project 1		Porsche 911 RSR - 19			
		1. Matteo CAIROLI		LMGTE Am			
		2. Mikkel PEDERSEN					
1	1	2:02.470	46.091	32.240	44.139	136.4	2:02.470
2	1	1:42.400	25.299	31.203	45.898	260.9	3:44.870
3	1	1:39.805	25.140	31.180	43.485	262.1	5:24.675
4	1	1:39.640	24.870	31.257	43.513	263.4	7:04.315
5	1	1:40.337	24.833	31.784	43.720	262.8	8:44.652
6	1	1:39.822	24.848	31.047	43.927	262.1	10:24.474
7	1	1:39.335	24.965	31.026	43.344	262.8	12:03.809
8	1	1:44.407 B	25.202	31.253	47.952	260.9	13:48.216
9	3	3:21.355	2:03.810	32.420	45.125	135.5	17:09.571
10	3	1:43.803	25.415	33.445	44.943	258.4	18:53.374
11	3	1:42.538	25.755	32.245	44.538	258.4	20:35.912
12	3	2:01.995	25.466	32.249	1:04.280	260.9	22:37.907
13	3	1:48.464 B	25.574	32.413	50.477	256.5	24:26.371
14	3	4:00.354	2:44.223	32.037	44.094	137.9	28:26.725
15	3	1:41.930	25.303	32.379	44.248	260.2	30:08.655
16	3	1:41.718	25.232	32.124	44.362	260.9	31:50.373
17	3	1:41.919	25.326	32.128	44.465	260.9	33:32.292
18	3	1:42.091	25.646	32.026	44.419	259.6	35:14.383
19	3	1:41.732	25.426	32.116	44.190	260.2	36:56.115
20	3	1:41.579	25.443	31.974	44.162	260.9	38:37.694
21	3	1:41.396	25.278	31.846	44.272	260.9	40:19.090
22	3	1:41.926	25.483	31.977	44.466	261.5	42:01.016
23	3	1:41.250	25.191	31.896	44.163	260.9	43:42.266
24	3	1:41.828	25.180	32.218	44.430	262.1	45:24.094
25	3	1:41.993	25.149	32.045	44.799	262.8	47:06.087
26	3	1:41.715	25.216	31.797	44.702	262.8	48:47.802



FIA WEC 6 Hours of Fuji Free Practice 2

Sector Analysis

Lap under Red Flag													Invalidated Lap	Personal Best	Session Best	B Crossing the pit lane	
Lap	D	Time	Sector 1	Sector 2	Sector 3	T. Spd	Elapsed	Lap	D	Time	Sector 1	Sector 2	Sector 3	T. Spd	Elapsed		
27	3	1:46.966	B	25.194	31.619	50.153	263.4	50:34.768	28	2	1:38.363	24.519	30.804	43.040	271.4	52:38.288	
28	2	2:52.934		1:36.506	31.915	44.513	137.8	53:27.702	29	2	1:38.421	24.503	31.020	42.898	271.4	54:16.709	
29	2	1:40.988		25.143	31.761	44.084	261.5	55:08.690	30	2	1:38.279	24.466	30.823	42.990	272.0	55:54.988	
30	2	1:40.388		24.989	31.717	43.682	262.8	56:49.078	31	2	1:38.829	24.430	31.305	43.094	273.4	57:33.817	
31	2	1:40.207		25.049	31.510	43.648	262.1	58:29.285	32	2	1:38.980	24.462	31.039	43.479	272.0	59:12.797	
32	2	1:39.941		24.957	31.348	43.636	263.4	1:00:09.226	33	2	1:38.668	24.537	30.879	43.252	272.0	1:00:51.465	
33	2	1:40.295		24.978	31.532	43.785	263.4	1:01:49.521	34	2	1:38.557	24.453	31.076	43.028	271.4	1:02:30.022	
34	2	1:39.848		24.900	31.518	43.430	263.4	1:03:29.369	35	2	1:38.660	24.652	30.907	43.101	271.4	1:04:08.682	
35	2	1:39.891		24.802	31.413	43.676	263.4	1:05:09.260	36	2	1:38.405	24.409	30.933	43.063	272.0	1:05:47.087	
36	2	1:39.878		24.906	31.560	43.412	263.4	1:06:49.138	37	2	1:38.316	24.432	30.880	43.004	272.7	1:07:25.403	
37	2	1:39.885		24.905	31.339	43.641	262.1	1:08:29.023	38	2	1:40.858	24.608	31.418	44.832	250.0	1:09:06.261	
38	2	1:39.823		24.928	31.225	43.670	262.1	1:10:08.846	39	2	1:39.414	24.705	31.294	43.415	251.7	1:10:45.675	
39	2	1:45.905	B	24.869	31.700	49.336	262.1	1:11:54.751	40	2	1:39.313	24.627	31.084	43.602	272.0	1:12:24.988	
40	1	2:41.082		1:24.931	32.255	43.896	138.6	1:14:35.833	41	2	1:39.123	24.832	31.044	43.247	252.3	1:14:04.111	
41	1	1:39.784		24.995	31.472	43.317	262.1	1:16:15.617	42	2	1:38.786	24.618	31.028	43.140	254.1	1:15:42.897	
42	1	1:41.059		25.176	32.087	43.796	264.7	1:17:56.676	43	2	1:38.815	24.629	31.006	43.180	258.4	1:17:21.712	
43	1	1:39.994		24.907	31.350	43.737	262.8	1:19:36.670	44	2	1:39.100	24.904	31.064	43.132	248.8	1:19:00.812	
44	1	1:39.397		24.805	31.215	43.377	263.4	1:21:16.067	45	2	1:45.493	B	25.179	31.500	48.814	243.2	1:20:46.305
45	1	1:39.719		24.969	31.307	43.443	262.1	1:22:55.786	46	1	2:43.302		1:27.673	31.958	43.671	146.1	1:23:29.607
46	1	1:39.660		24.757	31.404	43.499	263.4	1:24:35.446	47	1	1:40.878	24.773	32.100	44.005	272.7	1:25:10.485	
47	1	2:00.054	B	25.090	31.221	1:03.743	263.4	1:26:35.500	48	1	2:16.151	24.948	34.596	1:16.607	253.5	1:27:26.636	
48	2	3:07.901		1:43.309	40.481	44.111	79.4	1:29:43.401	49	1	2:20.426	1:01.893	34.652	43.881	80.2	1:29:47.062	
49	2	1:40.439		25.230	31.353	43.856	264.1	1:31:23.840	50	1	1:39.853	24.995	31.403	43.455	271.4	1:31:26.915	

51 AF Corse		Ferrari 488 GTE Evo					LMGT Pro	
1. Alessandro PIER GUIDI								
2. James CALADO								
1	1	2:25.853	1:09.690	32.702	43.461	138.8	2:25.853	
2	1	1:40.081	25.086	31.047	43.948	270.7	4:05.934	
3	1	1:39.224	24.665	31.441	43.118	271.4	5:45.158	
4	1	1:38.519	24.576	30.928	43.015	270.7	7:23.677	
5	1	1:38.945	24.508	30.962	43.475	270.7	9:02.622	
6	1	1:38.237	24.484	30.940	42.813	272.0	10:40.859	
7	1	1:43.738	B	24.532	31.105	48.101	273.4	12:24.597
8	1	4:08.724		2:53.306	31.950	43.468	141.4	16:33.321
9	1	1:37.682		24.329	30.696	42.657	272.7	18:11.003
10	1	1:42.511	B	24.340	30.879	47.292	270.7	19:53.514
11	1	3:10.735		1:56.134	31.452	43.149	141.5	23:04.249
12	1	1:38.359		24.357	31.220	42.782	273.4	24:42.608
13	1	1:38.328		24.505	31.038	42.785	271.4	26:20.936
14	1	1:37.862		24.346	30.882	42.634	271.4	27:58.798
15	1	1:38.019		24.237	31.138	42.644	270.7	29:36.817
16	1	1:38.001		24.276	30.976	42.749	271.4	31:14.818
17	1	1:37.966		24.343	30.958	42.665	272.0	32:52.784
18	1	1:38.358		24.452	31.116	42.790	270.0	34:31.142
19	1	1:38.231		24.357	31.078	42.796	270.7	36:09.373
20	1	1:45.375	B	24.920	32.130	48.325	269.3	37:54.748
21	2	3:10.163		1:49.462	33.951	46.750	132.4	41:04.911
22	2	1:39.877		24.798	31.431	43.648	270.0	42:44.788
23	2	1:40.054		24.575	31.801	43.678	270.7	44:24.842
24	2	1:38.935		24.555	31.309	43.071	271.4	46:03.777
25	2	1:38.330		24.423	30.849	43.058	271.4	47:42.107
26	2	1:39.124		24.437	31.400	43.287	273.4	49:21.231
27	2	1:38.694		24.672	30.963	43.059	268.0	50:59.925

52 AF Corse		Ferrari 488 GTE Evo					LMGT Pro	
1. Miguel MOLINA								
2. Antonio FUOCO								
1	1	2:45.745	1:27.670	33.212	44.863	141.5	2:45.745	
2	1	1:40.824	25.192	31.716	43.916	242.2	4:26.569	
3	1	1:39.449	24.778	31.395	43.276	270.7	6:06.018	
4	1	1:39.908	24.617	31.748	43.543	270.0	7:45.926	
5	1	1:41.945	25.319	31.761	44.865	248.8	9:27.871	
6	1	1:39.535	24.764	31.467	43.304	270.0	11:07.406	
7	1	1:45.792	B	24.955	31.273	49.564	271.4	12:53.198
8	2	2:49.616		1:33.065	32.209	44.342	145.6	15:42.814
9	2	1:40.504		25.087	31.646	43.771	253.5	17:23.318
10	2	1:40.109		24.863	31.547	43.699	265.4	19:03.427
11	2	1:39.692		24.762	31.730	43.200	271.4	20:43.119
12	2	1:40.563		24.683	31.239	44.641	272.0	22:23.682
13	2	1:40.532		24.897	31.277	44.358	270.0	24:04.214
14	2	1:46.549	B	25.230	32.010	49.309	268.7	25:50.763
15	2	3:10.773		1:52.307	32.920	45.546	142.9	29:01.536
16	2	1:38.612		24.708	31.228	42.676	270.0	30:40.148
17	2	1:39.849		24.424	31.135	44.290	268.7	32:19.997
18	2	1:38.848		24.517	31.396	42.935	268.7	33:58.845
19	2	1:39.199		24.522	31.396	43.281	268.7	35:38.044
20	2	1:45.396	B	24.671	31.511	49.214	272.7	37:23.440
21	1	3:42.628		2:23.868	31.931	46.829	105.9	41:06.068
22	1	1:39.938		24.645	31.750	43.543	270.0	42:46.006
23	1	1:39.679		24.537	31.365	43.777	269.3	44:25.685
24	1	1:38.905		24.532	31.550	42.823	271.4	46:04.590
25	1	1:40.001		24.404	31.220	44.377	271.4	47:44.591
26	1	1:38.397		24.456	31.044	42.897	270.7	49:22.988
27	1	1:38.615		24.454	31.236	42.925	270.7	51:01.603

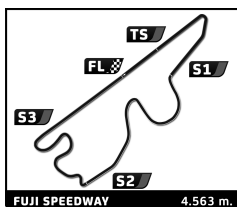


FIA WEC 6 Hours of Fuji Free Practice 2

Sector Analysis

Lap under Red Flag											Invalidated Lap	Personal Best	Session Best	B Crossing the pit lane	
Lap	D	Time	Sector 1	Sector 2	Sector 3	T. Spd	Elapsed	Lap	D	Time	Sector 1	Sector 2	Sector 3	T. Spd	Elapsed
28	1	1:38.119	24.348	30.859	42.912	270.7	52:39.722	30	2	1:40.168	24.793	31.966	43.409	264.7	1:00:12.432
29	1	1:38.763	24.650	31.345	42.768	271.4	54:18.485	31	2	1:39.624	24.921	31.535	43.168	265.4	1:01:52.056
30	1	1:38.374	24.558	31.056	42.760	271.4	55:56.859	32	2	1:47.397 B	24.746	31.430	51.221	264.1	1:03:39.453
31	1	1:38.686	24.356	31.149	43.181	272.7	57:35.545	33	2	3:16.064	1:59.211	33.167	43.686	137.8	1:06:55.517
32	1	1:40.186	24.959	31.664	43.563	265.4	59:15.731	34	2	1:39.592	24.738	31.614	43.240	263.4	1:08:35.109
33	1	1:38.565	24.438	31.212	42.915	271.4	1:00:54.296	35	2	1:39.446	24.961	31.256	43.229	264.1	1:10:14.555
34	1	1:38.495	24.339	31.093	43.063	270.7	1:02:32.791	36	2	1:45.952 B	24.872	31.799	49.281	264.1	1:12:00.507
35	1	1:38.317	24.377	31.120	42.820	271.4	1:04:11.108	37	3	3:05.398	1:44.684	35.754	44.960	140.1	1:15:05.905
36	1	1:38.019	24.347	30.981	42.691	270.7	1:05:49.127	38	3	1:39.474	25.079	31.309	43.086	259.0	1:16:45.379
37	1	1:43.329 B	24.400	31.181	47.748	271.4	1:07:32.456	39	3	1:40.321	24.737	31.957	43.627	266.7	1:18:25.700
38	1	3:58.104	2:43.266	31.682	43.156	143.0	1:11:30.560	40	3	1:39.299	24.689	31.422	43.188	265.4	1:20:04.999
39	1	1:38.807	24.532	31.175	43.100	270.7	1:13:09.367	41	3	1:40.563	24.848	31.631	44.084	264.7	1:21:45.562
40	1	1:38.396	24.519	31.034	42.843	269.3	1:14:47.763	42	3	1:39.267	24.695	31.202	43.370	263.4	1:23:24.829
41	1	1:38.921	24.421	31.356	43.144	268.7	1:16:26.684	43	3	1:39.354	24.852	31.331	43.171	262.8	1:25:04.183
42	1	1:38.793	24.641	30.928	43.224	268.7	1:18:05.477	44	3	2:13.470	24.838	31.362	1:17.270	264.1	1:27:17.653
43	1	1:38.716	24.798	31.130	42.788	265.4	1:19:44.193	45	3	2:23.527	58.424	41.788	43.315	80.1	1:29:41.180
44	1	1:38.528	24.459	31.129	42.940	270.0	1:21:22.721	46	3	1:40.050	25.021	31.777	43.252	259.6	1:31:21.230
45	1	1:44.637 B	24.538	31.799	48.300	271.4	1:23:07.358	56 Team Project 1 Porsche 911 RSR - 19							
46	2	2:40.838	1:25.392	31.519	43.927	145.9	1:25:48.196	1. Takeshi KIMURA LMGT E Am							
47	2	2:53.608	38.079	1:08.369	1:07.160	263.4	1:28:41.804	2. Oliver MILLROY 3. Ben BARNICOAT							
48	2	1:39.958	25.436	31.502	43.020	252.3	1:30:21.762	1 3 3:19.598 2:02.969 32.521 44.108 137.4 3:19.598							
54 AF Corse Ferrari 488 GTE Evo LMGT E Am															
1. Thomas FLOHR 2. Francesco CASTELLACCI 3. Davide RIGON															
1	3	2:06.143	48.653	32.361	45.129	134.3	2:06.143	2	3	1:40.673	25.319	31.787	43.567	263.4	5:00.271
2	3	1:39.809	25.236	31.423	43.150	262.8	3:45.952	3	3	1:40.154	25.068	31.545	43.541	263.4	6:40.425
3	3	1:39.378	24.867	31.369	43.142	265.4	5:25.330	4	3	1:40.056	25.025	31.491	43.540	263.4	8:20.481
4	3	1:45.959 B	25.210	31.694	49.055	261.5	7:11.289	5	3	1:39.908	24.998	31.385	43.525	260.2	10:00.389
5	1	4:15.899	2:57.517	33.109	45.273	122.4	11:27.188	6	3	1:47.908 B	25.268	32.053	50.587	265.4	11:48.297
6	1	1:42.137	25.648	32.123	44.366	260.2	13:09.325	7	3	4:23.405	3:02.386	34.288	46.731	138.1	16:11.702
7	1	1:41.947	25.337	32.657	43.953	256.5	14:51.272	8	3	1:42.080	25.060	31.671	45.349	262.1	17:53.782
8	1	1:42.253	25.450	32.182	44.621	260.9	16:33.525	9	3	1:39.935	25.037	31.433	43.465	264.1	19:33.717
9	1	1:48.997 B	25.343	32.189	51.465	259.0	18:22.522	10	3	1:40.245	24.965	31.508	43.772	264.1	21:13.962
10	1	2:44.051	1:25.817	32.644	45.590	137.6	21:06.573	11	3	1:40.098	24.910	31.513	43.675	263.4	22:54.060
11	1	1:41.611	25.567	31.720	44.324	261.5	22:48.184	12	3	1:44.837 B	25.020	31.339	48.478	262.8	24:38.897
12	1	1:40.646	25.403	31.894	43.349	260.9	24:28.830	13	1	3:57.321	2:40.147	32.704	44.470	136.2	28:36.218
13	1	1:40.784	25.061	32.057	43.666	261.5	26:09.614	14	1	1:43.418	25.528	33.188	44.702	261.5	30:19.636
14	1	1:40.528	24.956	31.809	43.763	263.4	27:50.142	15	1	1:42.614	25.505	32.350	44.759	261.5	32:02.250
15	1	1:46.969 B	25.041	32.537	49.391	262.8	29:37.111	16	1	1:42.184	25.347	32.253	44.584	260.9	33:44.434
16	1	3:34.144	2:13.616	33.053	47.475	129.8	33:11.255	17	1	1:42.541	25.418	32.332	44.791	262.8	35:26.975
17	1	1:42.428	25.426	31.644	45.358	262.1	34:53.683	18	1	1:42.553	25.465	32.390	44.698	260.9	37:09.528
18	1	1:40.330	25.180	31.546	43.604	262.8	36:34.013	19	1	1:49.677 B	25.647	33.101	50.929	262.1	38:59.205
19	1	1:40.440	25.164	31.664	43.612	262.1	38:14.453	20	3	6:33.079	5:14.360	32.448	46.271	138.6	45:32.284
20	1	1:40.232	24.977	31.752	43.503	262.1	39:54.685	21	3	1:39.804	25.180	31.309	43.315	259.0	47:12.088
21	1	1:41.931	25.089	32.715	44.127	260.9	41:36.616	22	3	1:39.748	25.009	31.338	43.401	261.5	48:51.836
22	1	1:40.832	25.178	32.029	43.625	260.9	43:17.448	23	3	1:46.304 B	25.239	31.628	49.437	260.2	50:38.140
23	1	1:47.135 B	25.102	32.229	49.804	260.9	45:04.583	24	1	5:39.745	4:22.369	33.179	44.197	136.5	56:17.885
24	2	3:19.659	2:03.621	32.395	43.643	138.1	48:24.242	25	1	1:42.480	25.416	32.018	45.046	259.6	58:00.365
25	2	1:41.419	25.063	32.371	43.985	262.1	50:05.661	26	1	1:41.833	25.317	32.042	44.474	259.6	59:42.198
26	2	1:41.936	25.071	31.923	44.942	262.1	51:47.597	27	1	1:44.656	25.660	32.286	46.710	259.6	1:01:26.854
27	2	1:46.753 B	25.235	32.424	49.094	264.1	53:34.350	28	1	1:42.929	25.444	32.862	44.623	258.4	1:03:09.783
28	2	3:17.781	1:57.405	34.676	45.700	137.9	56:52.131	29	1	1:41.848	25.278	32.084	44.486	259.0	1:04:51.631
29	2	1:40.133	24.989	31.571	43.573	262.1	58:32.264	30	1	1:42.515	25.249	32.391	44.875	259.6	1:06:34.146
								31	1	1:57.611 B	25.321	38.443	53.847	260.2	1:08:31.757
								32	2	4:42.453	3:23.913	33.424	45.116	136.9	1:13:14.210
								33	2	1:41.477	25.480	31.942	44.055	257.1	1:14:55.687





FIA WEC 6 Hours of Fuji Free Practice 2

Sector Analysis

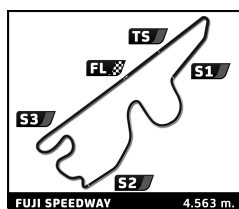
Lap under Red Flag							Invalidated Lap		Personal Best		Session Best		B Crossing the pit lane		
Lap	D	Time	Sector 1	Sector 2	Sector 3	T. Spd	Elapsed	Lap	D	Time	Sector 1	Sector 2	Sector 3	T. Spd	Elapsed
34	2	1:41.886	25.255	32.153	44.478	258.4	1:16:37.573	42	1	1:45.012	25.275	33.893	45.844	259.6	1:24:50.108
35	2	1:41.642	25.181	32.142	44.319	260.2	1:18:19.215	43	1	2:15.153	25.827	34.544	1:14.782	260.9	1:27:05.261
36	2	1:40.933	25.258	31.847	43.828	260.2	1:20:00.148	44	1	2:34.423	58.793	49.955	45.675	80.0	1:29:39.684
37	2	1:40.440	25.060	31.740	43.640	260.2	1:21:40.588	45	1	2:01.954 B	25.510	35.093	1:01.351	260.9	1:31:41.638
38	2	1:40.673	25.305	31.788	43.580	260.2	1:23:21.261	64 Corvette Racing <small>Chevrolet Corvette C8.R</small>							
39	2	1:40.820	25.138	31.653	44.029	260.2	1:25:02.081	1. Tommy MILNER <small>LMGTE Pro</small>							
40	2	2:15.081	25.159	32.014	1:17.908	259.0	1:27:17.162	2. Nick TANDY							
41	2	2:27.261	58.533	42.219	46.509	80.0	1:29:44.423	1	1	3:01.501	1:45.307	32.693	43.501	134.5	3:01.501
42	2	1:41.379	25.353	31.922	44.104	260.2	1:31:25.802	2	1	1:39.529	25.069	31.369	43.091	261.5	4:41.030
60 Iron Lynx <small>Ferrari 488 GTE Evo</small>							LMGTE Am								
1. Claudio SCHIAVONI			3. Giancarlo FISICHELLA												
2. Matteo CRESSONI															
1	3	2:41.581	1:24.275	32.171	45.135	133.0	2:41.581	3	1	1:39.898	25.039	31.668	43.191	266.0	6:20.928
2	3	1:40.490	25.295	31.666	43.529	257.1	4:22.071	4	1	1:38.713	24.543	31.209	42.961	270.0	7:59.641
3	3	1:39.612	24.979	31.156	43.477	262.8	6:01.683	5	1	1:39.742	25.008	31.319	43.415	269.3	9:39.383
4	3	1:39.754	25.055	31.377	43.322	262.1	7:41.437	6	1	1:44.291 B	25.721	31.355	47.215	269.3	11:23.674
5	3	1:48.287 B	25.043	33.260	49.984	262.1	9:29.724	7	1	7:14.056	5:59.035	31.610	43.411	140.4	18:37.730
6	3	3:19.253	2:03.045	32.831	43.377	123.6	12:48.977	8	1	1:38.914	24.642	31.389	42.883	268.0	20:16.644
7	3	1:39.185	24.956	31.208	43.021	262.1	14:28.162	9	1	1:38.451	24.454	31.131	42.866	268.0	21:55.095
8	3	1:39.254	24.809	31.189	43.256	262.1	16:07.416	10	1	1:38.928	24.507	31.212	43.209	268.0	23:34.023
9	3	1:39.449	24.840	30.950	43.659	262.8	17:46.865	11	1	1:43.737 B	24.572	31.440	47.725	268.7	25:17.760
10	3	1:45.903 B	24.781	31.562	49.560	263.4	19:32.768	12	1	4:36.639	3:21.770	31.619	43.250	141.0	29:54.399
11	3	4:06.764	2:44.469	31.531	50.764	136.2	23:39.532	13	1	1:40.234	24.635	32.097	43.502	269.3	31:34.633
12	3	1:39.564	24.847	31.352	43.365	264.1	25:19.096	14	1	1:38.883	24.710	31.253	42.920	267.3	33:13.516
13	3	1:39.289	24.816	31.328	43.145	263.4	26:58.385	15	1	1:38.836	24.543	31.258	43.035	270.0	34:52.352
14	3	1:39.235	24.815	31.261	43.159	264.1	28:37.620	16	1	1:43.229 B	24.547	31.271	47.411	268.7	36:35.581
15	3	1:49.115 B	25.479	33.185	50.451	229.8	30:26.735	17	1	5:44.567	4:29.720	31.669	43.178	140.8	42:20.148
16	1	3:51.071	2:29.128	36.264	45.679	130.1	34:17.806	18	1	1:38.950	24.579	31.315	43.056	267.3	43:59.098
17	1	1:48.041	25.560	36.607	45.874	261.5	36:05.847	19	1	1:38.835	24.677	31.136	43.022	268.0	45:37.933
18	1	2:18.457 B	26.897	35.939	1:15.621	262.1	38:24.304	20	1	1:39.135	24.756	31.130	43.249	269.3	47:17.068
19	1	2:36.758	1:14.579	34.856	47.323	122.2	41:01.062	21	1	1:45.012 B	24.556	32.886	47.570	270.0	49:02.080
20	1	1:45.962	25.778	33.336	46.848	256.5	42:47.024	22	1	4:57.337	3:42.509	31.493	43.335	141.4	53:59.417
21	1	1:47.894	25.725	34.988	47.181	260.2	44:34.918	23	1	1:39.922	24.766	31.906	43.250	269.3	55:39.339
22	1	1:44.662	25.755	33.549	45.358	262.1	46:19.580	24	1	1:39.105	24.525	31.330	43.250	270.0	57:18.444
23	1	1:45.173	25.937	33.105	46.131	260.2	48:04.753	25	1	1:43.824 B	24.627	31.444	47.753	270.0	59:02.268
24	1	1:46.364	25.982	34.530	45.852	260.9	49:51.117	26	2	5:10.210	3:54.098	32.699	43.413	141.4	1:04:12.478
25	1	1:43.826	25.715	32.776	45.335	259.6	51:34.943	27	2	1:39.436	24.619	31.508	43.309	272.0	1:05:51.914
26	1	1:55.231 B	26.581	33.412	55.238	261.5	53:30.174	28	2	1:40.873	24.517	31.552	44.804	270.7	1:07:32.787
27	2	3:06.587	1:47.861	32.459	46.267	139.0	56:36.761	29	2	1:39.503	24.676	31.549	43.278	268.0	1:09:12.290
28	2	1:40.151	25.091	31.732	43.328	258.4	58:16.912	30	2	1:41.003	25.005	31.902	44.096	271.4	1:10:53.293
29	2	1:40.167	24.716	31.834	43.617	264.7	59:57.079	31	2	1:44.581 B	24.923	32.092	47.566	271.4	1:12:37.874
30	2	1:40.011	24.865	31.715	43.431	263.4	1:01:37.090	32	2	11:28.842	...	31.913	43.758	142.5	1:24:06.716
31	2	1:39.731	24.851	31.585	43.295	263.4	1:03:16.821	33	2	1:39.822	24.848	31.571	43.403	270.0	1:25:46.538
32	2	1:39.790	24.827	31.470	43.493	264.7	1:04:56.611	34	2	2:53.759	37.518	1:07.501	1:08.740	268.7	1:28:40.297
33	2	1:39.807	24.809	31.520	43.478	265.4	1:06:36.418	35	2	1:41.135	26.276	31.546	43.313	238.4	1:30:21.432
34	2	1:47.777 B	24.725	32.768	50.284	265.4	1:08:24.195	71 Spirit of Race <small>Ferrari 488 GTE Evo</small>							
35	1	4:20.485	3:03.540	32.899	44.046	133.7	1:12:44.680	1. Franck DEZOTÉUX <small>LMGTE Am</small>							
36	1	1:43.141	25.209	32.716	45.216	261.5	1:14:27.821	3. Gabriel AUBRY							
37	1	1:42.836	25.332	32.907	44.597	261.5	1:16:10.657	1	2	1:55.568	36.358	34.260	44.950	133.5	1:55.568
38	1	1:43.656	25.303	32.480	45.873	259.6	1:17:54.313	2	2	1:41.503	25.823	31.940	43.740	233.3	3:37.071
39	1	1:43.424	25.309	32.906	45.209	263.4	1:19:37.737	3	2	1:39.934	25.281	31.401	43.252	260.9	5:17.005
40	1	1:42.716	25.278	32.893	44.545	262.1	1:21:20.453	4	2	1:39.834	25.194	31.475	43.165	260.2	6:56.839
41	1	1:44.643	25.831	34.061	44.751	250.6	1:23:05.096	5	2	1:44.873 B	25.152	31.513	48.208	260.9	8:41.712
								6	2	4:08.191	2:51.556	32.790	43.845	137.1	12:49.903
								7	2	1:39.734	24.968	31.434	43.332	262.8	14:29.637
								8	2	1:44.690 B	24.991	31.518	48.181	262.1	16:14.327



FIA WEC 6 Hours of Fuji Free Practice 2

Sector Analysis

Lap under Red Flag Invalidated Lap Personal Best Session Best Crossing the pit lane																
Lap	D	Time	Sector 1	Sector 2	Sector 3	T. Spd	Elapsed	Lap	D	Time	Sector 1	Sector 2	Sector 3	T. Spd	Elapsed	
9	2	2:56.768	1:41.663	31.767	43.338	138.6	19:11.095	14	1	3:26.657	2:08.844	32.773	45.040	137.6	40:41.326	
10	2	1:39.628	24.922	31.372	43.334	263.4	20:50.723	15	1	1:42.782	25.515	32.537	44.730	262.1	42:24.108	
11	2	1:44.979	B	24.971	31.393	48.615	262.8	22:35.702	16	1	1:43.025	25.507	32.675	44.843	259.0	44:07.133
12	1	3:09.177	1:50.905	33.051	45.221	139.2	25:44.879	17	1	1:42.597	25.472	32.430	44.695	259.6	45:49.730	
13	1	1:42.192	25.297	32.441	44.454	261.5	27:27.071	18	1	1:42.082	25.259	32.198	44.625	260.2	47:31.812	
14	1	1:41.848	25.300	32.368	44.180	260.9	29:08.919	19	1	1:42.207	25.358	31.937	44.912	260.2	49:14.019	
15	1	1:41.714	25.364	31.963	44.387	259.6	30:50.633	20	1	1:42.689	25.769	32.388	44.532	261.5	50:56.708	
16	1	1:41.870	25.317	32.127	44.426	262.1	32:32.503	21	1	1:41.915	25.250	32.262	44.403	261.5	52:38.623	
17	1	1:42.597	25.246	32.502	44.849	260.9	34:15.100	22	1	1:42.400	25.224	32.718	44.458	262.8	54:21.023	
18	1	1:41.501	25.403	31.976	44.122	260.9	35:56.601	23	1	1:41.868	25.223	32.084	44.561	263.4	56:02.891	
19	1	1:41.613	25.320	32.234	44.059	260.9	37:38.214	24	1	1:41.932	25.321	31.860	44.751	262.1	57:44.823	
20	1	1:42.215	25.146	32.242	44.827	261.5	39:20.429	25	1	1:49.520	B	25.284	33.101	51.135	261.5	59:34.343
21	1	1:54.123	B	26.187	33.320	54.616	208.1	41:14.552	26	2	2:48.753	1:32.326	32.138	44.289	123.9	1:02:23.096
22	3	3:05.196	1:46.766	33.568	44.862	139.4	44:19.748	27	2	1:40.908	25.224	31.862	43.822	261.5	1:04:04.004	
23	3	1:40.195	25.262	31.616	43.317	262.1	45:59.943	28	2	1:39.859	25.125	31.304	43.430	262.1	1:05:43.863	
24	3	1:40.125	25.026	31.624	43.475	264.1	47:40.068	29	2	1:40.161	25.071	31.623	43.467	258.4	1:07:24.024	
25	3	1:40.612	25.305	31.620	43.687	260.9	49:20.680	30	2	1:40.348	25.057	31.433	43.858	261.5	1:09:04.372	
26	3	1:46.143	B	25.657	31.593	48.893	250.6	51:06.823	31	2	1:40.157	25.154	31.383	43.620	262.8	1:10:44.529
27	3	3:49.532	2:34.662	31.466	43.404	139.9	54:56.355	32	2	1:41.158	25.240	31.561	44.357	262.1	1:12:25.687	
28	3	1:40.255	25.050	31.630	43.575	264.1	56:36.610	33	2	1:45.782	B	24.844	31.840	49.098	264.7	1:14:11.469
29	3	1:39.584	24.916	31.331	43.337	264.1	58:16.194	34	2	4:40.222	3:24.659	31.706	43.857	137.6	1:18:51.691	
30	3	1:44.962	B	24.913	31.452	48.597	262.8	1:00:01.156	35	2	1:40.033	25.121	31.298	43.614	262.8	1:20:31.724
31	3	3:02.299	1:46.997	32.018	43.284	139.2	1:03:03.455	36	2	1:41.040	25.091	31.144	44.805	261.5	1:22:12.764	
32	3	1:39.408	24.933	31.283	43.192	262.1	1:04:42.863	37	2	1:43.497	25.151	31.742	46.604	262.8	1:23:56.261	
33	3	1:39.630	24.933	31.308	43.389	261.5	1:06:22.493	38	2	1:40.005	24.976	31.252	43.777	262.1	1:25:36.266	
34	3	1:39.664	25.014	31.500	43.150	262.1	1:08:02.157	39	2	2:49.234	25.332	1:06.860	1:17.042	262.8	1:28:25.500	
35	3	1:44.300	B	25.032	31.487	47.781	262.8	1:09:46.457	40	2	1:49.484	33.698	32.058	43.728	208.9	1:30:14.984
36	1	3:24.610	2:05.599	33.119	45.892	135.7	1:13:11.067	83 AF Corse 1.François PERRODO 3.Alessio ROVERA Orega 07 - Gibson 2.Nicklas NIELSEN LMP2 P/A								
37	1	1:43.014	25.583	32.661	44.770	257.1	1:14:54.081	1	2	2:45.869	1:32.235	31.136	42.498	144.4	2:45.869	
38	1	1:45.219	25.776	32.907	46.536	252.9	1:16:39.300	2	2	1:36.186	24.213	30.068	41.905	250.0	4:22.055	
39	1	1:44.503	26.111	32.715	45.677	242.2	1:18:23.803	3	2	1:34.220	23.401	29.361	41.458	290.3	5:56.275	
40	1	1:43.071	25.711	32.652	44.708	257.8	1:20:06.874	4	2	1:34.247	23.250	29.238	41.759	291.9	7:30.522	
41	1	1:43.121	26.124	32.278	44.719	257.1	1:21:49.995	5	2	1:35.163	23.344	29.976	41.843	291.9	9:05.685	
42	1	1:43.271	25.493	32.862	44.916	259.6	1:23:33.266	6	2	1:34.785	23.270	29.536	41.979	291.9	10:40.470	
43	1	1:48.068	B	25.411	32.094	50.563	258.4	1:25:21.334	7	2	1:34.362	23.213	29.156	41.993	291.1	12:14.832
44	2	3:54.063	2:02.575	1:07.296	44.192	80.1	1:29:15.397	8	2	1:41.048	B	23.627	29.818	47.603	291.9	13:55.880
45	2	1:40.983	25.474	31.918	43.591	256.5	1:30:56.380	9	2	2:37.040	1:25.707	29.853	41.480	144.6	16:32.920	
77 Dempsey - Proton Racing 1.Christian RIED 3.Harry TINCKNELL Porsche 911 RSR - 19 2.Sebastian PRIAULX LMGTE Am								10	2	1:32.642	22.957	28.899	40.786	291.1	18:05.562	
1	3	2:28.970	1:12.121	32.470	44.379	136.5	2:28.970	11	2	1:32.743	22.973	28.747	41.023	290.3	19:38.305	
2	3	1:39.717	24.970	31.179	43.568	259.0	4:08.687	12	2	1:54.386	25.643	40.115	48.628	244.9	21:32.691	
3	3	1:39.824	24.848	31.187	43.789	260.9	5:48.511	13	2	1:38.674	B	23.325	29.058	46.291	293.5	23:11.365
4	3	1:39.572	24.831	31.256	43.485	262.1	7:28.083	14	1	4:59.262	3:46.411	30.061	42.790	146.7	28:10.627	
5	3	1:45.348	B	24.831	31.653	48.864	263.4	9:13.431	15	1	1:37.279	24.512	29.984	42.783	238.9	29:47.906
6	3	10:27.243	9:07.956	32.175	47.112	116.8	19:40.674	16	1	1:36.762	23.857	29.967	42.938	283.5	31:24.668	
7	3	1:40.491	24.993	31.733	43.765	260.9	21:21.165	17	1	1:37.092	23.790	30.514	42.788	279.8	33:01.760	
8	3	1:40.120	24.987	31.502	43.631	260.2	23:01.285	18	1	1:36.473	23.770	30.135	42.568	285.0	34:38.233	
9	3	1:44.813	B	25.307	31.591	47.915	252.9	24:46.098	19	1	1:37.458	24.126	30.615	42.717	266.0	36:15.691
10	3	7:23.455	6:08.122	31.722	43.611	137.2	32:09.553	20	1	1:36.984	23.608	30.319	43.057	286.5	37:52.675	
11	3	1:40.006	25.018	31.375	43.613	259.0	33:49.559	21	1	1:36.436	23.862	29.909	42.665	286.5	39:29.111	
12	3	1:40.501	25.518	31.415	43.568	260.2	35:30.060	22	1	1:38.441	23.641	30.286	44.514	288.0	41:07.552	
13	3	1:44.609	B	25.016	31.498	48.095	260.9	37:14.669	23	1	1:46.265	B	24.809	30.811	50.645	42:53.817

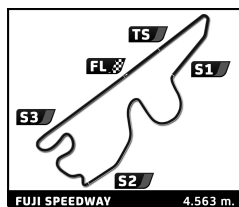


FIA WEC 6 Hours of Fuji Free Practice 2

Sector Analysis

Lap under Red Flag													Invalidated Lap	Personal Best	Session Best	B Crossing the pit lane				
Lap	D	Time	Sector 1	Sector 2	Sector 3	T. Spd	Elapsed	Lap	D	Time	Sector 1	Sector 2	Sector 3	T. Spd	Elapsed					
24	1	4:09.829	2:56.264	31.095	42.470	149.0	47:03.646	28	3	1:40.709	24.731	32.047	43.931	266.0	52:58.843					
25	1	1:37.778	23.722	31.279	42.777	282.7	48:41.424	29	3	1:47.250 B	24.990	32.248	50.012	263.4	54:46.093					
26	1	1:36.213	23.667	30.265	42.281	280.5	50:17.637	30	1	3:34.843	2:18.969	32.154	43.720	137.2	58:20.936					
27	1	1:36.437	23.900	29.745	42.792	267.3	51:54.074	31	1	1:40.088	25.061	31.390	43.637	264.1	1:00:01.024					
28	1	1:36.224	23.563	30.060	42.601	288.0	53:30.298	32	1	1:39.919	25.093	31.453	43.373	265.4	1:01:40.943					
29	1	1:36.569	23.863	30.161	42.545	284.2	55:06.867	33	1	1:40.326	25.140	31.131	44.055	263.4	1:03:21.269					
30	1	1:36.073	23.688	29.826	42.559	283.5	56:42.940	34	1	1:40.304	25.162	31.391	43.751	265.4	1:05:01.573					
31	1	1:36.220	23.603	29.987	42.630	287.2	58:19.160	35	1	1:46.571 B	24.993	31.604	49.974	264.1	1:06:48.144					
32	1	1:36.345	23.670	30.119	42.556	282.0	59:55.505	36	2	2:40.148	1:24.217	32.245	43.686	135.2	1:09:28.292					
33	1	1:35.355	23.656	29.675	42.024	285.7	1:01:30.860	37	2	1:40.193	24.974	31.721	43.498	262.8	1:11:08.485					
34	1	1:43.581 B	24.713	30.918	47.950	226.4	1:03:14.441	38	2	1:40.231	24.970	31.926	43.335	262.8	1:12:48.716					
35	3	3:30.871	2:18.627	30.356	41.888	148.4	1:06:45.312	39	2	1:39.757	24.824	31.263	43.670	263.4	1:14:28.473					
36	3	1:35.828	23.473	30.143	42.212	284.2	1:08:21.140	40	2	1:44.545	26.941	31.735	45.869	206.5	1:16:13.018					
37	3	1:34.386	23.444	29.564	41.378	288.0	1:09:55.526	41	2	1:40.788	25.282	31.639	43.867	257.1	1:17:53.806					
38	3	1:34.925	23.336	29.675	41.914	289.5	1:11:30.451	42	2	1:39.874	24.832	31.613	43.429	264.1	1:19:33.680					
39	3	1:37.552	23.407	29.763	44.382	287.2	1:13:08.003	43	2	1:45.197 B	24.782	30.997	49.418	263.4	1:21:18.877					
40	3	1:33.971	23.205	29.482	41.284	287.2	1:14:41.974	44	3	2:43.452	1:27.255	32.082	44.115	139.4	1:24:02.329					
41	3	1:35.110	23.492	29.773	41.845	287.2	1:16:17.084	45	3	1:42.279	25.188	33.357	43.734	264.1	1:25:44.608					
42	3	1:35.322	23.577	29.879	41.866	283.5	1:17:52.406	46	3	2:55.399	36.244	1:07.827	1:11.328	263.4	1:28:40.007					
43	3	1:35.090	23.271	29.312	42.507	288.0	1:19:27.496	47	3	1:50.243 B	27.456	32.357	50.430	230.8	1:30:30.250					
44	3	1:34.100	23.326	29.373	41.401	287.2	1:21:01.596								86 GR Racing		Porsche 911 RSR - 19			
45	3	1:33.561	23.240	29.253	41.068	288.8	1:22:35.157								1. Michael WAINWRIGHT		3. Benjamin BARKER			
46	3	1:39.666 B	23.241	29.142	47.283	288.0	1:24:14.823								2. Riccardo PERA		LMGTE Am			
													1	1	1:55.738	34.304	34.352	47.082	127.5	1:55.738
													2	1	1:44.627	26.884	33.148	44.595	213.0	3:40.365
													3	1	1:43.342	25.884	32.436	45.022	256.5	5:23.707
													4	1	1:44.380	25.451	32.875	46.054	259.6	7:08.087
													5	1	1:43.001	25.429	32.476	45.096	259.6	8:51.088
													6	1	1:42.701	25.514	32.544	44.643	260.2	10:33.789
													7	1	1:42.677	25.264	32.610	44.803	262.1	12:16.466
													8	1	1:49.866 B	25.314	32.615	51.937	262.8	14:06.332
													9	1	3:48.115	2:28.227	34.302	45.586	132.0	17:54.447
													10	1	1:42.391	25.565	32.083	44.743	260.2	19:36.838
													11	1	1:41.704	25.360	32.059	44.285	259.0	21:18.542
													12	1	1:42.160	25.175	32.312	44.673	259.6	23:00.702
													13	1	1:44.100	26.148	33.323	44.629	261.5	24:44.802
													14	1	1:42.833	25.306	32.600	44.927	261.5	26:27.635
													15	1	1:42.363	25.375	32.358	44.630	260.2	28:09.998
													16	1	1:43.385	26.075	32.656	44.654	239.5	29:53.383
													17	1	1:42.996	25.193	32.824	44.979	260.9	31:36.379
													18	1	1:48.492 B	25.255	32.450	50.787	261.5	33:24.871
													19	2	3:37.722	2:20.837	32.400	44.485	138.5	37:02.593
													20	2	1:40.327	25.200	31.697	43.430	260.2	38:42.920
													21	2	1:40.161	25.017	31.536	43.608	262.1	40:23.081
													22	2	1:39.764	24.954	31.266	43.544	262.8	42:02.845
													23	2	1:39.945	24.876	31.534	43.535	262.8	43:42.790
													24	2	1:40.388	24.973	31.787	43.628	264.1	45:23.178
													25	2	1:40.541	25.033	31.553	43.955	262.1	47:03.719
													26	2	1:47.152 B	25.496	32.047	49.609	264.1	48:50.871
													27	2	3:20.378	2:03.458	31.875	45.045	139.4	52:11.249
													28	2	1:39.870	25.062	31.350	43.458	261.5	53:51.119
													29	2	1:40.175	24.910	31.676	43.589	262.8	55:31.294
													30	2	1:39.593	24.885	31.309	43.399	263.4	57:10.887

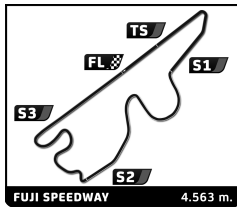
85 Iron Dames		3. Sarah BOVY		Ferrari 488 GTE Evo			
1. Rahel FREY				LMGTE Am			
2. Michelle GATTING							
1	2	2:13.694	55.730	32.889	45.075	127.5	2:13.694
2	2	1:40.828	25.401	31.882	43.545	257.1	3:54.522
3	2	1:40.623	25.399	31.682	43.542	257.8	5:35.145
4	2	1:40.084	24.976	31.588	43.520	263.4	7:15.229
5	2	1:46.581 B	24.987	31.686	49.908	264.1	9:01.810
6	2	3:40.321	2:17.175	34.654	48.492	137.2	12:42.131
7	2	1:39.714	25.102	31.393	43.219	262.1	14:21.845
8	2	1:39.170	24.685	31.239	43.246	262.8	16:01.015
9	2	1:39.476	24.807	31.429	43.240	262.1	17:40.491
10	2	1:39.614	24.811	31.367	43.436	265.4	19:20.105
11	2	1:45.627 B	24.765	31.480	49.382	260.9	21:05.732
12	1	3:32.788	2:10.388	36.811	45.589	133.0	24:38.520
13	1	1:43.782	25.789	31.970	46.023	262.8	26:22.302
14	1	1:40.336	24.981	31.680	43.675	264.1	28:02.638
15	1	1:40.416	25.150	31.685	43.581	247.1	29:43.054
16	1	1:39.556	24.948	31.124	43.484	262.8	31:22.610
17	1	1:47.229 B	25.306	31.505	50.418	261.5	33:09.839
18	3	2:52.879	1:34.026	33.732	45.121	137.9	36:02.718
19	3	1:42.784	25.018	32.337	45.429	263.4	37:45.502
20	3	1:41.136	25.191	32.091	43.854	265.4	39:26.638
21	3	1:42.142	24.885	32.623	44.634	266.0	41:08.780
22	3	1:40.857	24.963	31.871	44.023	266.0	42:49.637
23	3	1:43.934	24.868	33.262	45.804	264.7	44:33.571
24	3	1:41.226	25.008	32.046	44.172	264.1	46:14.797
25	3	1:40.877	24.963	31.998	43.916	262.8	47:55.674
26	3	1:41.238	25.135	32.052	44.051	262.8	49:36.912
27	3	1:41.222	25.048	31.993	44.181	264.1	51:18.134



FIA WEC 6 Hours of Fuji Free Practice 2

Sector Analysis

Lap under Red Flag											Invalidated Lap	Personal Best	Session Best	B Crossing the pit lane	
Lap	D	Time	Sector 1	Sector 2	Sector 3	T. Spd	Elapsed	Lap	D	Time	Sector 1	Sector 2	Sector 3	T. Spd	Elapsed
31	2	1:40.596	24.838	31.605	44.153	265.4	58:51.483	33	1	9:10.078	7:49.658	34.581	45.839	137.6	1:12:53.298
32	2	1:45.059 B	25.184	31.835	48.040	265.4	1:00:36.542	34	1	1:46.140	25.818	33.931	46.391	255.9	1:14:39.438
33	3	2:58.607	1:43.040	31.678	43.889	139.0	1:03:35.149	35	1	1:43.367	25.420	33.266	44.681	260.2	1:16:22.805
34	3	1:39.725	24.912	31.584	43.229	263.4	1:05:14.874	36	1	1:42.556	25.319	32.535	44.702	260.2	1:18:05.361
35	3	1:39.525	24.829	31.362	43.334	262.8	1:06:54.399	37	1	1:43.142	25.908	32.618	44.616	240.5	1:19:48.503
36	3	1:39.346	24.751	31.230	43.365	262.8	1:08:33.745	38	1	1:42.687	25.501	32.393	44.793	261.5	1:21:31.190
37	3	1:39.463	24.753	31.382	43.328	262.8	1:10:13.208	39	1	1:44.390	26.189	32.725	45.476	241.1	1:23:15.580
38	3	1:39.804	24.998	31.436	43.370	264.1	1:11:53.012	40	1	1:42.380	25.373	32.353	44.654	261.5	1:24:57.960
39	3	1:39.542	24.732	31.257	43.553	264.1	1:13:32.554	41	1	2:15.744	25.643	32.892	1:17.209	260.2	1:27:13.704
40	3	1:39.703	24.985	31.269	43.449	262.8	1:15:12.257	42	1	2:35.362	58.447	47.437	49.478	80.0	1:29:49.066
41	3	1:39.488	24.740	31.357	43.391	265.4	1:16:51.745	43	1	1:44.239	25.395	32.880	45.964	261.5	1:31:33.305
42	3	1:39.509	24.715	31.376	43.418	264.1	1:18:31.254	91 Porsche GT Team Porsche 911 RSR - 19							
43	3	1:40.088	24.767	31.538	43.783	264.1	1:20:11.342	1.Gianmaria BRUNI LMGTE Pro							
44	3	1:39.682	24.760	31.475	43.447	265.4	1:21:51.024	2.Richard LIETZ							
45	3	1:40.313	24.780	31.949	43.584	265.4	1:23:31.337	1	2	3:40.696	2:24.530	32.416	43.750	136.0	3:40.696
46	3	1:44.725 B	24.740	31.437	48.548	264.7	1:25:16.062	2	2	1:40.034	25.310	31.506	43.218	241.6	5:20.730
47	2	3:46.772	1:48.937	1:07.735	50.100	79.7	1:29:02.834	3	2	1:38.818	24.807	31.043	42.968	264.1	6:59.548
48	2	1:49.267 B	25.356	31.707	52.204	260.9	1:30:52.101	4	2	1:38.598	24.771	30.914	42.913	268.0	8:38.146
88 Dempsey - Proton Racing Porsche 911 RSR - 19															
1.Fred POORDAD 3.Jan HEYLEN LMGTE Am															
2.Patrick LINDSEY															
1	1	2:42.972	1:21.863	34.032	47.077	135.5	2:42.972	5	2	1:38.819	24.770	31.086	42.963	268.7	10:16.965
2	1	1:45.294	25.869	33.460	45.965	259.0	4:28.266	6	2	1:38.345	24.550	30.867	42.928	268.7	11:55.310
3	1	1:43.093	25.627	32.637	44.829	260.9	6:11.359	7	2	1:38.694	24.686	31.010	42.998	268.7	13:34.004
4	1	1:49.647	26.127	32.805	50.715	259.6	8:01.006	8	2	1:39.087	24.688	31.226	43.173	268.0	15:13.091
5	1	1:44.044	25.894	33.150	45.000	257.8	9:45.050	9	2	1:38.693	24.538	30.786	43.369	270.7	16:51.784
6	1	1:43.092	25.624	32.834	44.634	259.6	11:28.142	10	2	1:39.184	25.045	31.134	43.005	270.0	18:30.968
7	1	1:43.096	25.615	32.798	44.683	259.6	13:11.238	11	2	1:38.299	24.422	30.930	42.947	270.7	20:09.267
8	1	1:54.101 B	26.063	32.989	55.049	255.3	15:05.339	12	2	1:38.427	24.550	31.016	42.861	269.3	21:47.694
9	2	4:49.253	3:32.188	32.518	44.547	137.1	19:54.592	13	2	1:39.011	24.527	30.992	43.492	269.3	23:26.705
10	2	1:41.391	25.437	31.934	44.020	260.2	21:35.983	14	2	1:38.615	24.581	31.044	42.990	270.0	25:05.320
11	2	1:41.492	25.377	31.710	44.405	261.5	23:17.475	15	2	1:39.244	24.455	31.173	43.616	269.3	26:44.564
12	2	1:41.556	25.196	31.767	44.593	261.5	24:59.031	16	2	1:38.506	24.629	30.963	42.914	269.3	28:23.070
13	2	1:41.168	25.254	31.838	44.076	261.5	26:40.199	17	2	1:39.483	24.680	31.592	43.211	269.3	30:02.553
14	2	1:41.894	25.118	32.228	44.548	260.2	28:22.093	18	2	1:38.655	24.656	31.030	42.969	268.7	31:41.208
15	2	1:42.603	25.274	32.736	44.593	260.2	30:04.696	19	2	1:38.696	24.542	31.154	43.000	270.0	33:19.904
16	2	1:41.122	25.312	31.735	44.075	260.9	31:45.818	20	2	1:38.580	24.635	30.960	42.985	265.4	34:58.484
17	2	1:46.528 B	25.240	31.716	49.572	260.9	33:32.346	21	2	1:39.681	24.843	31.623	43.215	268.0	36:38.165
18	3	3:35.469	2:15.112	34.744	45.613	138.5	37:07.815	22	2	1:38.900	24.598	31.183	43.119	269.3	38:17.065
19	3	1:44.145	25.307	33.195	45.643	261.5	38:51.960	23	2	1:38.624	24.620	31.091	42.913	268.7	39:55.689
20	3	1:42.180	25.643	32.493	44.044	261.5	40:34.140	24	2	1:44.846 B	24.563	31.608	48.675	268.7	41:40.535
21	3	1:46.863 B	25.200	31.765	49.898	260.9	42:21.003	25	2	2:46.312	1:28.561	32.167	45.584	139.9	44:26.847
22	3	2:55.202	1:35.677	33.868	45.657	137.9	45:16.205	26	2	1:41.505	25.017	31.772	44.716	266.0	46:08.352
23	3	1:41.308	25.274	32.210	43.824	261.5	46:57.513	27	2	1:40.019	24.815	31.584	43.620	269.3	47:48.371
24	3	1:40.309	25.070	31.573	43.666	260.2	48:37.822	28	2	1:39.692	24.761	31.427	43.504	269.3	49:28.063
25	3	1:46.802 B	25.025	31.505	50.272	260.9	50:24.624	29	2	1:39.213	24.659	31.101	43.453	268.7	51:07.276
26	3	3:10.660	1:54.873	31.937	43.850	138.3	53:35.284	30	2	1:39.484	24.672	31.160	43.652	269.3	52:46.760
27	3	1:40.367	25.187	31.547	43.633	260.9	55:15.651	31	2	1:40.776	25.257	31.239	44.280	247.7	54:27.536
28	3	1:41.380	24.950	32.166	44.264	264.1	56:57.031	32	2	1:39.404	24.763	31.295	43.346	269.3	56:06.940
29	3	1:39.832	24.973	31.298	43.561	262.1	58:36.863	33	2	1:39.353	24.638	31.183	43.532	269.3	57:46.293
30	3	1:40.609	25.198	31.697	43.714	262.8	1:00:17.472	34	2	1:39.948	24.628	31.800	43.520	269.3	59:26.241
31	3	1:40.046	25.065	31.491	43.490	262.8	1:01:57.518	35	2	1:39.549	24.748	31.402	43.399	269.3	1:01:05.790
32	3	1:45.702 B	24.909	31.430	49.363	262.1	1:03:43.220	36	2	1:39.323	24.703	31.144	43.476	268.7	1:02:45.113
								37	2	1:40.314	24.938	31.616	43.760	267.3	1:04:25.427
								38	2	1:43.502 B	24.650	31.211	47.641	270.0	1:06:08.929
								39	1	7:39.192	6:24.501	31.305	43.386	138.1	1:13:48.121

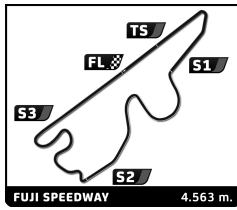


FIA WEC 6 Hours of Fuji Free Practice 2 Sector Analysis

4.563 m.

Lap under Red Flag Invalidated Lap Personal Best Session Best Crossing the pit lane

Lap	D	Time	Sector 1	Sector 2	Sector 3	T. Spd	Elapsed	Lap	D	Time	Sector 1	Sector 2	Sector 3	T. Spd	Elapsed	
40	1	1:38.520	24.562	31.123	42.835	268.0	1:15:26.641	41	1	3:16.067	2:00.027	31.843	44.197	140.6	1:10:43.178	
41	1	1:39.810	24.534	31.264	44.012	268.0	1:17:06.451	42	1	1:40.422	24.943	31.659	43.820	258.4	1:12:23.600	
42	1	1:38.339	24.539	31.101	42.699	269.3	1:18:44.790	43	1	1:42.016	25.017	33.067	43.932	260.9	1:14:05.616	
43	1	1:38.041	24.666	30.745	42.630	268.0	1:20:22.831	44	1	1:39.766	24.733	31.586	43.447	262.8	1:15:45.382	
44	1	1:38.151	24.586	30.867	42.698	268.0	1:22:00.982	45	1	1:39.393	24.642	31.330	43.421	261.5	1:17:24.775	
45	1	1:37.938	24.500	30.732	42.706	268.7	1:23:38.920	46	1	1:39.355	24.714	31.339	43.302	262.1	1:19:04.130	
46	1	1:37.846	24.449	30.765	42.632	270.0	1:25:16.766	47	1	1:39.524	24.694	31.352	43.478	262.1	1:20:43.654	
47	1	2:26.442	24.528	45.813	1:16.101	269.3	1:27:43.208	48	1	1:39.630	24.782	31.460	43.388	261.5	1:22:23.284	
48	1	2:08.890	54.558	31.188	43.144	80.2	1:29:52.098	49	1	1:40.123	24.718	31.709	43.696	261.5	1:24:03.407	
49	1	1:39.601	24.932	31.210	43.459	270.7	1:31:31.699	50	1	1:40.134	24.859	31.720	43.555	262.8	1:25:43.541	
92 Porsche GT Team 1. Michael CHRISTENSEN 2. Kevin ESTRE Porsche 911 RSR - 19 LMGTE Pro								93 Peugeot TotalEnergies 1. Paul DI RESTA 2. Mikkel JENSEN 3. Jean-Eric VERGNE Peugeot 9X8 HYPERCAR H								
1	2	3:06.642	1:51.574	31.493	43.575	138.5	3:06.642	1	2	2:46.267	1:34.521	29.616	42.130	145.0	2:46.267	
2	2	1:39.147	24.856	31.245	43.046	267.3	4:45.789	2	2	1:34.344	23.228	29.711	41.405	285.7	4:20.611	
3	2	1:38.210	24.508	30.775	42.927	269.3	6:23.999	3	2	1:33.055	22.870	29.096	41.089	301.7	5:53.666	
4	2	1:38.137	24.453	30.839	42.845	270.0	8:02.136	4	2	1:32.756	22.636	28.918	41.202	293.5	7:26.422	
5	2	1:39.231	25.016	31.427	42.788	270.0	9:41.367	5	2	1:32.847	22.625	29.354	40.868	287.2	8:59.269	
6	2	1:38.631	24.756	30.983	42.892	268.7	11:19.998	6	2	1:32.666	22.610	28.705	41.351	302.5	10:31.935	
7	2	1:38.344	24.482	31.026	42.836	267.3	12:58.342	7	2	1:33.084	22.780	29.016	41.288	282.0	12:05.019	
8	2	1:37.892	24.484	30.677	42.731	264.1	14:36.234	8	2	1:32.611	22.843	28.869	40.899	274.8	13:37.630	
9	2	1:38.073	24.404	30.863	42.806	265.4	16:14.307	9	2	1:32.953	22.717	29.147	41.089	285.0	15:10.583	
10	2	1:38.352	24.480	30.670	43.202	262.1	17:52.659	10	2	1:33.231	22.552	28.877	41.802	284.2	16:43.814	
11	2	1:37.997	24.365	30.735	42.897	263.4	19:30.656	11	2	1:33.254	23.084	29.149	41.021	286.5	18:17.068	
12	2	1:38.741	24.445	31.072	43.224	264.1	21:09.397	12	2	1:32.961	22.696	29.114	41.151	279.1	19:50.029	
13	2	1:39.065	24.475	31.082	43.508	259.0	22:48.462	13	2	1:32.777	22.744	29.038	40.995	282.7	21:22.806	
14	2	1:38.418	24.520	31.184	42.714	264.1	24:26.880	14	2	1:33.004	22.886	29.048	41.070	276.9	22:55.810	
15	2	1:38.268	24.368	31.019	42.881	262.1	26:05.148	15	2	1:38.374	22.844	29.123	46.407	276.9	24:34.184	
16	2	1:41.266	24.632	33.541	43.093	258.4	27:46.414	16	3	8:32.754	7:23.004	28.429	41.321	147.3	33:06.938	
17	2	1:38.705	24.463	31.204	43.038	268.0	29:25.119	17	3	1:31.539	22.310	28.700	40.529	300.0	34:38.477	
18	2	1:40.388	24.483	30.957	44.948	269.3	31:05.507	18	3	1:31.990	22.503	28.913	40.574	288.8	36:10.467	
19	2	1:38.899	24.619	30.856	43.424	269.3	32:44.406	19	3	1:52.270	30.119	35.713	46.438	251.2	38:02.737	
20	2	1:38.318	24.372	30.903	43.043	266.7	34:22.724	20	3	1:36.181	22.830	28.928	44.423	300.0	39:38.918	
21	2	1:39.069	24.445	30.933	43.691	265.4	36:01.793	21	3	1:41.007	B	22.496	29.054	49.457	300.0	41:19.925
22	2	1:38.603	24.479	31.187	42.937	266.0	37:40.396	22	3	4:18.545	3:07.619	29.525	41.401	151.9	45:38.470	
23	2	1:40.101	24.470	31.293	44.338	268.7	39:20.497	23	3	1:33.056	22.853	29.221	40.982	280.5	47:11.526	
24	2	1:39.745	24.970	31.431	43.344	254.7	41:00.242	24	3	1:33.952	22.701	29.434	41.817	281.2	48:45.478	
25	2	1:38.417	24.425	30.946	43.046	268.0	42:38.659	25	3	1:32.532	22.606	29.082	40.844	290.3	50:18.010	
26	2	1:38.204	24.442	30.845	42.917	269.3	44:16.863	26	3	1:32.479	22.497	29.122	40.860	292.7	51:50.489	
27	2	1:39.476	24.592	31.626	43.258	269.3	45:56.339	27	3	1:33.136	22.881	29.188	41.067	287.2	53:23.625	
28	2	1:39.567	24.518	31.542	43.507	268.7	47:35.906	28	3	1:32.526	22.703	29.098	40.725	289.5	54:56.151	
29	2	1:38.724	24.614	30.924	43.186	270.0	49:14.630	29	3	1:32.277	22.566	29.007	40.704	289.5	56:28.428	
30	2	1:38.955	24.529	31.361	43.065	265.4	50:53.585	30	3	1:31.939	22.421	28.842	40.676	290.3	58:00.367	
31	2	1:38.731	24.692	30.996	43.043	269.3	52:32.316	31	3	1:41.784	B	22.573	28.602	50.609	59:42.151	
32	2	1:38.422	24.507	30.959	42.956	269.3	54:10.738	32	1	4:40.222	3:29.722	29.488	41.012	129.2	1:04:22.373	
33	2	1:38.632	24.581	31.125	42.926	268.7	55:49.370	33	1	1:33.506	22.791	29.363	41.352	281.2	1:05:55.879	
34	2	1:38.389	24.482	30.988	42.919	268.7	57:27.759	34	1	1:33.030	22.790	29.175	41.065	277.6	1:07:28.909	
35	2	1:38.626	24.441	31.197	42.988	270.0	59:06.385	35	1	1:33.845	22.874	29.324	41.647	272.7	1:09:02.754	
36	2	1:38.621	24.655	31.031	42.935	268.7	1:00:45.006	36	1	1:32.300	22.695	28.887	40.718	282.7	1:10:35.054	
37	2	1:40.698	24.522	31.299	44.877	268.0	1:02:25.704	37	1	1:32.216	22.601	28.873	40.742	296.7	1:12:07.270	
38	2	1:38.875	24.520	31.392	42.963	268.7	1:04:04.579	38	1	1:32.053	22.590	28.799	40.664	288.8	1:13:39.323	
39	2	1:39.347	24.824	31.445	43.078	264.1	1:05:43.926									
40	2	1:43.185	B	24.463	30.950	47.772	268.7	1:07:27.111								



FIA WEC 6 Hours of Fuji Free Practice 2 Sector Analysis

Lap under Red Flag								Invalidated Lap		Personal Best		Session Best		Crossing the pit lane	
Lap	D	Time	Sector 1	Sector 2	Sector 3	T. Spd	Elapsed	Lap	D	Time	Sector 1	Sector 2	Sector 3	T. Spd	Elapsed
94 Peugeot TotalEnergies								Peugeot 9XB HYPERCAR H							
1.Loic DUVAL								3.James ROSSITER							
2.Gustavo MENEZES															
1	1	3:11.516	1:59.150	28.854	43.512	141.7	3:11.516								
2	1	1:31.194	22.266	28.481	40.447	293.5	4:42.710								
3	1	1:31.686	22.471	28.382	40.833	282.7	6:14.396								
4	1	1:32.203	22.614	28.893	40.696	287.2	7:46.599								
5	1	1:38.767 B	22.355	28.552	47.860	285.7	9:25.366								
6	1	7:27.557	6:17.560	29.264	40.733	150.8	16:52.923								
7	1	1:31.632	22.534	28.727	40.371	290.3	18:24.555								
8	1	1:32.001	22.540	28.890	40.571	291.9	19:56.556								
9	1	1:31.459	22.264	28.710	40.485	298.3	21:28.015								
10	1	1:32.098	22.153	29.250	40.695	311.2	23:00.113								
11	1	1:32.249	22.331	29.080	40.838	298.3	24:32.362								
12	1	1:32.412	22.307	29.152	40.953	295.1	26:04.774								
13	1	1:31.820	22.348	28.834	40.638	295.9	27:36.594								
14	1	1:37.645 B	22.392	28.719	46.534	295.9	29:14.239								
15	3	7:23.644	6:12.341	29.368	41.935	151.0	36:37.883								
16	3	1:35.060	24.080	29.708	41.272	295.9	38:12.943								
17	3	1:34.176	22.649	30.340	41.187	285.7	39:47.119								
18	3	1:33.345	22.911	29.276	41.158	280.5	41:20.464								
19	3	1:32.723	22.510	29.263	40.950	290.3	42:53.187								
20	3	1:33.982	22.617	30.021	41.344	294.3	44:27.169								
21	3	1:33.186	22.786	29.398	41.002	280.5	46:00.355								
22	3	1:33.497	22.557	29.294	41.646	281.2	47:33.852								
23	3	1:33.210	22.698	29.547	40.965	295.1	49:07.062								
24	3	1:32.440	22.650	28.932	40.858	288.8	50:39.502								
25	3	1:32.883	22.607	28.787	41.489	290.3	52:12.385								
26	3	1:38.020 B	22.602	28.996	46.422	295.1	53:50.405								
27	2	15:01.337	...	32.434	42.841	145.0	1:08:51.742								
28	2	1:35.465	23.756	30.340	41.369	262.8	1:10:27.207								
29	2	1:33.731	23.013	29.425	41.293	285.0	1:12:00.938								
30	2	1:32.953	22.612	29.209	41.132	289.5	1:13:33.891								
31	2	1:33.007	22.710	29.470	40.827	293.5	1:15:06.898								
32	2	1:33.142	22.678	29.154	41.310	285.7	1:16:40.040								
33	2	1:34.221	23.007	30.086	41.128	293.5	1:18:14.261								
34	2	1:32.834	22.712	29.358	40.764	277.6	1:19:47.095								
35	2	1:38.291 B	22.634	29.025	46.632	290.3	1:21:25.386								
36	2	2:48.852	1:38.020	29.494	41.338	154.7	1:24:14.238								
37	2	1:32.992	22.544	29.356	41.092	295.1	1:25:47.230								
38	2	2:52.151	35.511	1:07.901	1:08.739	288.0	1:28:39.381								
39	2	1:33.833	23.874	29.257	40.702	264.7	1:30:13.214								
98 Northwest AMR								Aston Martin Vantage AMR							
1.Paul DALLA LANA								3.Nicki THILM							
2.David PITTARD								LMGTE Am							
1	3	2:23.449	1:06.181	32.746	44.522	135.0	2:23.449								
2	3	1:41.188	25.595	31.737	43.856	256.5	4:04.637								
3	3	1:40.431	25.328	31.561	43.542	254.7	5:45.068								
4	3	1:40.258	25.185	31.440	43.633	255.9	7:25.326								
5	3	1:40.135	25.111	31.513	43.511	261.5	9:05.461								
6	3	1:39.801	25.023	31.404	43.374	262.1	10:45.262								
7	3	1:39.740	24.966	31.480	43.294	262.1	12:25.002								
8	3	1:39.642	24.956	31.272	43.414	261.5	14:04.644								
9	3	1:39.906	24.893	31.603	43.410	260.9	15:44.550								
10	3	1:40.111	25.070	31.500	43.541	264.7	17:24.661								
11	3	1:41.906	24.833	31.338	45.735	263.4	19:06.567								
12	3	1:39.809	24.951	31.466	43.392	263.4	20:46.376								
13	3	1:39.625	24.880	31.365	43.380	263.4	22:26.001								
14	3	1:45.425 B	24.830	31.292	49.303	264.1	24:11.426								
15	3	7:18.354 B	5:57.503	31.811	49.400	136.5	31:29.780								
16	1	5:52.646	4:34.485	32.331	45.830	117.3	37:22.426								
17	1	1:42.240	25.564	32.166	44.510	257.1	39:04.666								
18	1	1:42.267	25.404	32.339	44.524	258.4	40:46.933								
19	1	1:42.028	25.502	32.239	44.287	256.5	42:28.961								
20	1	1:41.770	25.297	31.972	44.501	259.0	44:10.731								
21	1	1:41.854	25.360	32.095	44.399	260.2	45:52.585								
22	1	1:50.022 B	25.540	32.861	51.621	260.2	47:42.607								
23	2	7:20.964	6:04.153	32.721	44.090	135.8	55:03.571								
24	2	1:41.187	25.235	32.183	43.769	259.0	56:44.758								
25	2	1:39.792	24.951	31.332	43.509	260.9	58:24.550								
26	2	1:39.914	24.942	31.195	43.777	262.1	1:00:04.464								
27	2	1:39.908	24.804	31.629	43.475	262.1	1:01:44.372								
28	2	1:40.008	24.882	31.638	43.488	262.1	1:03:24.380								
29	2	1:39.641	24.874	31.302	43.465	263.4	1:05:04.021								
30	2	1:45.409 B	24.974	31.608	48.827	263.4	1:06:49.430								
31	1	4:47.903	3:32.017	32.251	43.635	137.9	1:11:37.333								
32	1	1:41.376	25.422	31.844	44.110	260.2	1:13:18.709								
33	1	1:41.124	25.210	31.788	44.126	260.9	1:14:59.833								
34	1	1:41.312	25.227	31.688	44.397	261.5	1:16:41.145								
35	1	1:41.931	25.432	32.256	44.243	263.4	1:18:23.076								
36	1	1:40.929	25.197	31.909	43.823	260.9	1:20:04.005								
37	1	1:48.095 B	25.284	31.834	50.977	260.2	1:21:52.100								
38	1	5:13.929	3:26.465	32.618	1:14.846	140.6	1:27:06.029								
39	1	2:30.973	58.536	47.911	44.526	79.8	1:29:37.002								
40	1	1:41.392	25.654	31.732	44.006	260.2	1:31:18.394								
777 D'Station Racing								Aston Martin Vantage AMR							
1.Satoshi HOSHINO								3.Charles FAGG							
2.Tomonobu FUJII								LMGTE Am							
1	3	3:14.854	1:55.794	32.969	46.091	135.7	3:14.854								
2	3	1:41.146	25.180	32.127	43.839	260.9	4:56.000								
3	3	1:40.230	24.957	31.681	43.592	263.4	6:36.230								
4	3	1:40.055	24.836	31.196	44.023	263.4	8:16.285								
5	3	1:39.822	24.854	31.419	43.549	260.9	9:56.107								
6	3	1:39.653	24.889	31.404	43.360	260.9	11:35.760								
7	3	1:40.018	24.846	31.767	43.405	261.5	13:15.778								



FIA WEC 6 Hours of Fuji Free Practice 2

Sector Analysis

														Lap under Red Flag	Invalidated Lap	Personal Best	Session Best	B Crossing the pit lane
Lap	D	Time	Sector 1	Sector 2	Sector 3	T. Spd	Elapsed	Lap	D	Time	Sector 1	Sector 2	Sector 3	T. Spd	Elapsed			
8	3	1:39.639	24.817	31.290	43.532	263.4	14:55.417											
9	3	1:40.357	24.808	31.636	43.913	264.1	16:35.774											
10	3	1:40.242	24.725	31.748	43.769	266.0	18:16.016											
11	3	1:40.175	24.980	31.659	43.536	262.8	19:56.191											
12	3	1:40.137	24.961	31.677	43.499	263.4	21:36.328											
13	3	1:42.927	25.212	32.386	45.329	259.0	23:19.255											
14	3	1:40.552	24.903	32.199	43.450	264.1	24:59.807											
15	3	1:45.892 B	24.820	31.923	49.149	266.0	26:45.699											
16	1	4:00.551	2:43.556	32.647	44.348	141.9	30:46.250											
17	1	1:41.233	25.250	31.993	43.990	261.5	32:27.483											
18	1	1:40.939	25.260	31.772	43.907	262.1	34:08.422											
19	1	1:42.338	25.508	32.413	44.417	261.5	35:50.760											
20	1	1:40.997	25.161	31.742	44.094	262.1	37:31.757											
21	1	1:40.756	25.137	31.754	43.865	262.1	39:12.513											
22	1	1:41.278	25.347	31.814	44.117	262.1	40:53.791											
23	1	1:40.681	25.084	31.843	43.754	262.8	42:34.472											
24	1	1:41.201	25.448	31.953	43.800	262.1	44:15.673											
25	1	1:50.519 B	25.233	33.304	51.982	264.1	46:06.192											
26	1	3:01.648	1:44.234	32.733	44.681	138.6	49:07.840											
27	1	1:41.490	25.172	32.177	44.141	263.4	50:49.330											
28	1	1:41.651	25.037	32.078	44.536	261.5	52:30.981											
29	1	1:41.332	25.099	32.230	44.003	262.8	54:12.313											
30	1	1:39.947	24.779	31.619	43.549	264.1	55:52.260											
31	1	1:55.778 B	26.305	35.794	53.679	259.0	57:48.038											
32	2	3:41.995	2:25.827	32.119	44.049	136.5	1:01:30.033											
33	2	1:45.167	25.213	31.645	48.309	260.9	1:03:15.200											
34	2	1:39.671	24.856	31.441	43.374	260.9	1:04:54.871											
35	2	1:39.752	25.075	31.309	43.368	262.8	1:06:34.623											
36	2	1:40.845	25.088	32.255	43.502	263.4	1:08:15.468											
37	2	1:39.451	24.716	31.503	43.232	262.1	1:09:54.919											
38	2	1:47.472 B	25.504	32.016	49.952	261.5	1:11:42.391											
39	2	5:02.323	3:39.417	38.257	44.649	124.9	1:16:44.714											
40	2	1:42.546	25.011	33.476	44.059	262.8	1:18:27.260											
41	2	1:39.995	24.876	31.508	43.611	263.4	1:20:07.255											
42	2	1:40.273	25.149	31.418	43.706	266.0	1:21:47.528											
43	2	1:46.025 B	24.990	31.777	49.258	264.1	1:23:33.553											