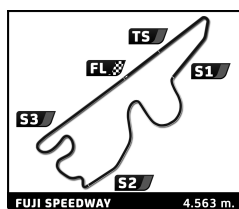


# FIA WEC 6 Hours of Fuji Free Practice 3 Sector Analysis

Lap under Red Flag											Invalidated Lap	Personal Best	Session Best	B Crossing the pit lane	
Lap	D	Time	Sector 1	Sector 2	Sector 3	T. Spd	Elapsed	Lap	D	Time	Sector 1	Sector 2	Sector 3	T. Spd	Elapsed
<b>1</b> Richard Mille Racing Team 1. Lilou WADOUX 2. Paul Loup CHATIN 3. Charles MILESI							Oreca 07 - Gibson LMP2								
1	3	2:06.338	53.091	30.295	42.952	145.0	2:06.338	15	1	1:32.363	22.545	29.121	40.697	293.5	25:59.555
2	3	1:37.756	23.598	30.395	43.763	286.5	3:44.094	16	1	1:32.665	22.739	29.012	40.914	276.2	27:32.220
3	3	1:34.144	23.502	29.248	41.394	291.1	5:18.238	17	1	1:37.132 B	22.464	28.832	45.836	287.2	29:09.352
4	3	1:34.307	23.114	29.442	41.751	288.0	6:52.545	18	1	2:30.733	1:19.510	30.076	41.147	154.7	31:40.085
5	3	1:34.121	23.207	29.682	41.232	292.7	8:26.666	19	1	1:33.471	22.642	29.715	41.114	287.2	33:13.556
6	3	1:39.046 B	23.242	29.251	46.553	290.3	10:05.712	20	1	1:32.610	22.581	29.374	40.655	290.3	34:46.166
7	3	4:26.753	3:13.973	29.498	43.282	148.1	14:32.465	21	1	1:32.307	22.490	29.031	40.786	285.7	36:18.473
8	3	1:32.226	22.886	28.551	40.789	293.5	16:04.691	22	1	1:32.279	22.462	28.993	40.824	287.2	37:50.752
9	3	1:32.613	22.914	28.935	40.764	292.7	17:37.304	23	1	1:38.623 B	22.526	29.443	46.654	286.5	39:29.375
10	3	1:34.431	23.046	30.240	41.145	294.3	19:11.735	24	3	3:34.880	2:25.298	28.990	40.592	157.7	43:04.255
11	3	1:33.136	22.844	29.250	41.042	293.5	20:44.871	25	3	1:32.802	22.689	29.180	40.933	287.2	44:37.057
12	3	1:39.966 B	23.540	29.522	46.904	255.9	22:24.837	26	3	1:32.927	22.594	29.646	40.687	288.8	46:09.984
13	1	4:05.916	2:52.340	30.116	43.460	149.2	26:30.753	27	3	1:32.204	22.510	29.009	40.685	284.2	47:42.188
14	1	1:35.462	23.399	29.927	42.136	286.5	28:06.215	28	3	1:32.580	22.520	29.124	40.936	283.5	49:14.768
15	1	1:34.636	23.426	29.477	41.733	282.7	29:40.851	29	3	1:36.338 B	22.538	28.937	44.863	284.2	50:51.106
16	1	1:35.484	23.565	29.836	42.083	279.8	31:16.335	30	3	2:54.283	1:43.520	29.696	41.067	151.7	53:45.389
17	1	1:34.721	23.208	29.766	41.747	286.5	32:51.056	31	3	1:33.122	22.429	29.454	41.239	290.3	55:18.511
18	1	1:35.213	23.481	29.634	42.098	288.0	34:26.269	32	3	1:32.295	22.646	28.968	40.681	289.5	56:50.806
19	1	1:35.858	23.390	29.857	42.611	289.5	36:02.127	33	3	1:32.834	22.567	29.243	41.024	285.0	58:23.640
20	1	1:37.173	23.283	29.782	44.108	288.8	37:39.300	34	3	1:32.064	22.411	29.173	40.480	284.2	59:55.704
21	1	1:41.074 B	23.468	30.411	47.195	291.1	39:20.374	35	3	1:31.957	22.446	28.480	41.031	286.5	1:01:27.661
22	2	2:45.924	1:34.114	29.759	42.051	151.3	42:06.298								
23	2	1:34.741	23.605	29.561	41.575	291.9	43:41.039								
24	2	1:34.458	23.120	29.859	41.479	291.1	45:15.497								
25	2	1:34.306	23.142	29.432	41.732	291.9	46:49.803								
26	2	1:40.818 B	23.131	30.091	47.596	291.1	48:30.621								
27	2	3:02.957	1:52.115	29.525	41.317	150.2	51:33.578								
28	2	1:34.179	23.158	29.876	41.145	290.3	53:07.757								
29	2	1:35.535	23.449	30.247	41.839	288.8	54:43.292								
30	2	1:33.997	23.183	29.431	41.383	289.5	56:17.289								
31	2	1:34.167	23.210	29.723	41.234	290.3	57:51.456								
32	2	1:33.714	23.142	29.405	41.167	292.7	59:25.170								
33	2	1:39.085 B	23.426	29.444	46.215	291.9	1:01:04.255								
<b>7</b> Toyota Gazoo Racing 1. Mike CONWAY 2. Kamui KOBAYASHI 3. Jose Maria LOPEZ							Toyota GR010 HYBRID HYPERCAR H								
1	2	1:41.118	28.501	30.678	41.939	158.1	1:41.118								
2	2	1:31.913	22.610	28.582	40.721	309.5	3:13.031								
3	2	1:31.532	22.487	28.600	40.445	314.9	4:44.563								
4	2	1:33.128	22.264	28.263	42.601	314.0	6:17.691								
5	2	1:32.642	22.515	28.762	41.365	316.7	7:50.333								
6	2	1:31.907	22.565	28.850	40.492	293.5	9:22.240								
7	2	1:31.547	22.416	28.650	40.481	293.5	10:53.787								
8	2	1:31.819	22.563	28.756	40.500	291.9	12:25.606								
9	2	1:32.905	22.775	28.743	41.387	289.5	13:58.511								
10	2	1:33.182	22.775	29.321	41.086	287.2	15:31.693								
11	2	1:37.022 B	22.526	28.740	45.756	288.0	17:08.715								
12	1	4:12.953	3:02.654	29.408	40.891	157.4	21:21.668								
13	1	1:32.824	22.723	29.266	40.835	289.5	22:54.492								
14	1	1:32.700	22.610	29.410	40.680	291.9	24:27.192								
<b>8</b> Toyota Gazoo Racing 1. Sébastien BUEMI 2. Brendon HARTLEY 3. Ryo HIRAKAWA							Toyota GR010 HYBRID HYPERCAR H								
1	2	1:36.688	26.149	29.327	41.212	146.9	1:36.688								
2	2	1:29.865	22.477	28.043	39.345	315.8	3:06.553								
3	2	1:30.570	22.059	28.296	40.215	317.6	4:37.123								
4	2	1:30.247	21.736	28.195	40.316	316.7	6:07.370								
5	2	1:31.071	21.882	29.299	39.890	317.6	7:38.441								
6	2	1:35.080 B	21.938	28.081	45.061	315.8	9:13.521								
7	1	3:59.906	2:49.214	29.622	41.070	160.5	13:13.427								
8	1	1:32.249	22.609	29.298	40.342	282.0	14:45.676								
9	1	1:32.493	22.872	28.916	40.705	287.2	16:18.169								
10	1	1:31.766	22.457	29.081	40.228	284.2	17:49.935								
11	1	1:31.858	22.558	28.989	40.311	284.2	19:21.793								
12	1	1:31.636	22.549	28.820	40.267	285.0	20:53.429								
13	1	1:31.472	22.463	28.663	40.346	285.0	22:24.901								
14	1	1:37.133 B	22.478	29.050	45.605	288.8	24:02.034								
15	1	2:16.805	1:07.351	29.075	40.379	160.5	26:18.839								
16	1	1:31.266	22.442	28.635	40.189	285.7	27:50.105								
17	1	1:31.910	22.391	29.045	40.474	283.5	29:22.015								
18	1	1:32.154	22.456	29.008	40.690	299.2	30:54.169								
19	1	1:31.669	22.469	28.887	40.313	284.2	32:25.838								
20	1	1:36.260 B	22.370	28.599	45.291	288.0	34:02.098								
21	3	3:03.230	1:53.762	29.099	40.369	158.6	37:05.328								
22	3	1:31.742	22.402	28.907	40.433	291.9	38:37.070								
23	3	1:31.781	22.352	28.753	40.676	294.3	40:08.851								
24	3	1:32.121	22.363	29.232	40.526	296.7	41:40.972								
25	3	1:31.920	22.323	29.161	40.436	295.9	43:12.892								
26	3	1:31.511	22.213	28.799	40.499	292.7	44:44.403								
27	3	1:31.343	22.248	28.755	40.340	292.7	46:15.746								
28	3	1:32.290	22.407	29.377	40.506	295.9	47:48.036								
29	3	1:36.405 B	22.250	28.677	45.478	296.7	49:24.441								

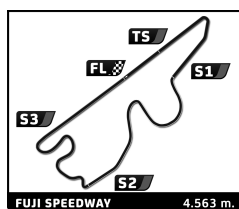


# FIA WEC 6 Hours of Fuji Free Practice 3

## Sector Analysis

Lap under Red Flag   Invalidated Lap   Personal Best   Session Best   Crossing the pit lane

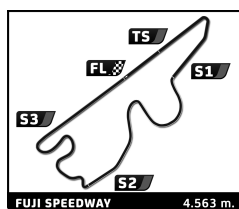
Lap	D	Time	Sector 1	Sector 2	Sector 3	T. Spd	Elapsed	Lap	D	Time	Sector 1	Sector 2	Sector 3	T. Spd	Elapsed
30	2	2:40.266	1:29.451	29.498	41.317	160.2	52:04.707	13	1	1:34.080	23.535	29.300	41.245	287.2	31:52.837
31	2	1:31.970	22.363	28.823	40.784	290.3	53:36.677	14	1	1:34.069	23.407	29.370	41.292	288.8	33:26.906
32	2	1:31.663	22.263	28.887	40.513	298.3	55:08.340	15	1	1:34.077	23.369	29.225	41.483	286.5	35:00.983
33	2	1:31.885	22.381	28.884	40.620	294.3	56:40.225	16	1	1:34.753	23.374	29.085	42.294	296.7	36:35.736
34	2	1:32.060	22.217	29.032	40.811	296.7	58:12.285	17	1	1:39.835 <b>B</b>	23.270	29.983	46.582	288.0	38:15.571
35	2	1:33.421	22.228	29.443	41.750	300.0	59:45.706	18	2	3:25.639	2:13.110	30.094	42.435	147.9	41:41.210
36	2	1:32.224	22.502	28.912	40.810	276.2	1:01:17.930	19	2	1:36.551	23.836	30.231	42.484	250.6	43:17.761
<b>9</b>	<b>Prema Orlen Team</b>		3. Lorenzo COLOMBO			Oreca 07 - Gibson LMP2		20	2	1:34.853	23.477	29.661	41.715	285.7	44:52.614
	1. Robert KUBICA							21	2	1:34.936	23.373	29.792	41.771	288.8	46:27.550
	2. Louis DELETRAZ							22	2	1:35.494	23.468	30.323	41.703	288.8	48:03.044
1	1	1:48.742	35.359	29.932	43.451	147.3	1:48.742	23	2	1:34.947	23.405	29.614	41.928	286.5	49:37.991
2	1	1:41.049 <b>B</b>	23.467	29.554	48.028	288.8	3:29.791	24	2	1:35.133	23.400	29.596	42.137	287.2	51:13.124
3	1	6:52.258	5:35.122	32.761	44.375	148.8	10:22.049	25	2	1:34.943	23.352	29.818	41.773	289.5	52:48.067
4	1	1:32.664	<b>22.993</b>	28.891	40.780	291.1	11:54.713	26	2	1:35.935	23.841	30.148	41.946	290.3	54:24.002
5	1	<b>1:32.388</b>	23.028	<b>28.615</b>	<b>40.745</b>	290.3	13:27.101	27	2	1:35.463	23.798	29.588	42.077	260.9	55:59.465
6	1	1:41.526 <b>B</b>	23.330	29.298	48.898	285.0	15:08.627	28	2	1:35.216	23.370	29.791	42.055	291.9	57:34.681
7	2	3:24.759	2:13.294	29.709	41.756	147.5	18:33.386	29	2	1:35.299	23.440	29.759	42.100	288.8	59:09.980
8	2	1:34.535	23.228	29.639	41.668	283.5	20:07.921	30	2	1:35.293	23.430	29.982	41.881	290.3	1:00:45.273
9	2	1:33.989	23.149	29.375	41.465	286.5	21:41.910	<b>21</b>	<b>AF Corse</b>		3. Toni VILANDER		Ferrari 488 GTE Evo LMGT2 Am		
	1. Simon MANN							1	3	2:21.402	59.395	32.052	49.955	134.5	2:21.402
	2. Christoph ULRICH							2	3	1:45.639	26.028	31.663	47.948	260.2	4:07.041
10	2	1:36.712	25.204	29.626	41.882	291.1	23:18.622	3	3	1:39.965	25.035	31.606	43.324	260.9	5:47.006
11	2	1:33.905	23.313	29.293	41.299	285.7	24:52.527	4	3	1:39.272	24.844	31.241	43.187	260.9	7:26.278
12	2	1:34.038	23.294	29.285	41.459	284.2	26:26.565	5	3	1:39.501	24.951	<b>31.227</b>	43.323	261.5	9:05.779
13	2	1:40.337 <b>B</b>	23.348	30.092	46.897	282.7	28:06.902	6	3	<b>1:39.158</b>	<b>24.839</b>	31.258	<b>43.061</b>	260.2	10:44.937
14	2	4:05.738	2:53.859	30.371	41.508	147.3	32:12.640	7	3	1:45.922 <b>B</b>	25.681	32.136	48.105	260.2	12:30.859
15	2	1:34.435	23.244	29.891	41.300	285.0	33:47.075	8	2	3:05.162	1:46.523	32.825	45.814	135.0	15:36.021
16	2	1:34.517	23.138	29.779	41.600	290.3	35:21.592	9	2	1:42.880	26.766	32.051	44.063	261.5	17:18.901
17	2	1:39.120 <b>B</b>	23.166	29.280	46.674	291.9	37:00.712	10	2	1:40.668	25.075	31.851	43.742	259.6	18:59.569
18	3	7:54.604	6:42.253	30.816	41.535	149.4	44:55.316	11	2	1:40.155	24.934	31.432	43.789	258.4	20:39.724
19	3	1:34.303	23.419	29.514	41.370	273.4	46:29.619	12	2	1:41.110	25.133	31.928	44.049	257.8	22:20.834
20	3	1:39.284	23.367	29.256	46.661	274.8	48:08.903	13	2	1:40.880	25.253	31.820	43.807	260.2	24:01.714
21	3	1:35.131	23.305	30.024	41.802	273.4	49:44.034	14	2	1:40.624	24.996	31.599	44.029	261.5	25:42.338
22	3	1:34.634	23.278	29.819	41.537	281.2	51:18.668	15	2	1:40.608	25.038	31.692	43.878	260.9	27:22.946
23	3	1:34.393	23.447	29.514	41.432	274.1	52:53.061	16	2	1:41.592	24.907	32.301	44.384	262.1	29:04.538
24	3	1:34.594	23.346	29.480	41.768	278.4	54:27.655	17	2	1:48.929 <b>B</b>	25.020	31.427	52.482	259.6	30:53.467
25	3	1:34.285	23.368	29.427	41.490	275.5	56:01.940	18	1	3:03.237	1:45.766	33.202	44.269	123.6	33:56.704
26	3	1:35.083	23.464	30.088	41.531	274.1	57:37.023	19	1	1:42.431	25.616	32.750	44.065	258.4	35:39.135
27	3	1:34.693	23.301	29.501	41.891	279.8	59:11.716	20	1	1:41.050	25.272	31.918	43.860	259.0	37:20.185
28	3	1:34.999	23.408	29.826	41.765	269.3	1:00:46.715	21	1	1:41.429	25.159	32.357	43.913	260.2	39:01.614
<b>10</b>	<b>Vector Sport</b>		3. Sebastien BOURDAIS			Oreca 07 - Gibson LMP2		22	1	1:40.811	25.188	31.698	43.925	260.9	40:42.425
	1. Renger VAN DER ZANDE							23	1	1:41.709	25.244	31.946	44.519	259.6	42:24.134
	2. Ryan CULLEN							24	1	1:41.078	25.297	31.940	43.841	259.6	44:05.212
1	3	1:48.038	29.384	31.118	47.536	146.9	1:48.038	25	1	1:41.429	25.446	32.184	43.799	258.4	45:46.641
2	3	1:34.550	23.593	29.678	41.279	288.0	3:22.588	26	1	1:42.090	25.174	31.820	45.096	259.0	47:28.731
3	3	1:33.893	23.233	29.180	41.480	293.5	4:56.481	27	1	1:48.859 <b>B</b>	25.354	32.114	51.391	244.3	49:17.590
4	3	1:40.779 <b>B</b>	24.707	29.560	46.512	238.9	6:37.260	28	2	3:03.858	1:45.785	32.455	45.618	137.4	52:21.448
5	3	2:51.825	1:40.001	30.834	40.990	148.8	9:29.085	29	2	1:48.397	25.247	36.242	46.908	259.6	54:09.845
6	3	<b>1:32.157</b>	<b>22.921</b>	28.681	<b>40.555</b>	291.9	11:01.242	30	2	1:41.157	25.429	31.711	44.017	258.4	55:51.002
7	3	1:32.203	22.924	<b>28.525</b>	40.754	291.9	12:33.445	31	2	1:42.185	25.122	31.887	45.176	260.2	57:33.187
8	3	1:41.089 <b>B</b>	23.345	30.309	47.435	276.2	14:14.534	32	2	1:43.056	25.250	32.805	45.001	262.1	59:16.243
9	3	6:09.771	4:59.738	29.012	41.021	148.1	20:24.305								
10	3	1:34.519	23.274	29.558	41.687	290.3	21:58.824								
11	3	1:41.361 <b>B</b>	23.010	29.206	49.145	292.7	23:40.185								
12	1	6:38.572	5:26.535	30.124	41.913	146.5	30:18.757								



# FIA WEC 6 Hours of Fuji Free Practice 3

## Sector Analysis

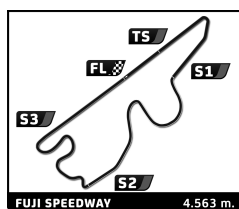
Lap under Red Flag												Invalidated Lap												Personal Best												Session Best												Crossing the pit lane											
Lap	D	Time	Sector 1	Sector 2	Sector 3	T. Spd	Elapsed	Lap	D	Time	Sector 1	Sector 2	Sector 3	T. Spd	Elapsed	Lap	D	Time	Sector 1	Sector 2	Sector 3	T. Spd	Elapsed	Lap	D	Time	Sector 1	Sector 2	Sector 3	T. Spd	Elapsed	Lap	D	Time	Sector 1	Sector 2	Sector 3	T. Spd	Elapsed																				
<b>22</b> <b>United Autosports USA</b> <span style="float:right">Oreca 07 - Gibson</span> 1.Philip HANSON <span style="float:right">3.William OWEN</span> 2.Filipe ALBUQUERQUE <span style="float:right">LMP2</span>																																																											
1	2	3:37.824	2:20.068	29.679	48.077	147.7	3:37.824	18	2	1:34.843	23.151	29.469	42.223	293.5	35:40.718	19	2	1:35.131	23.318	29.542	42.271	288.8	37:15.849	20	2	1:39.094	23.504	30.766	44.824	294.3	38:54.943																												
2	2	1:33.969	23.364	29.276	41.329	293.5	5:11.793	21	2	1:34.406	23.207	29.552	41.647	294.3	40:29.349	22	2	1:33.787	23.081	29.353	41.353	294.3	42:03.136	23	2	1:40.673	23.137	29.918	47.618	293.5	43:43.809																												
3	2	1:43.686	23.198	29.287	51.201	295.1	6:55.479	24	3	2:58.897	1:47.521	29.761	41.615	148.8	46:42.706	25	3	1:35.368	23.408	30.269	41.691	282.7	48:18.074	26	3	1:34.794	23.610	29.405	41.779	285.0	49:52.868																												
4	2	4:55.043	3:41.870	30.226	42.947	148.8	11:50.522	27	3	1:34.216	23.278	29.582	41.356	292.7	51:27.084	28	3	1:34.671	23.330	29.524	41.817	294.3	53:01.755	29	3	1:34.337	23.410	29.507	41.420	293.5	54:36.092																												
5	2	1:48.864	22.950	30.368	55.546	291.9	13:39.386	30	3	1:34.119	23.168	29.523	41.428	292.7	56:10.211	31	3	1:35.368	23.254	29.869	42.245	295.1	57:45.579	32	3	1:34.851	23.593	29.610	41.648	294.3	59:20.430																												
6	2	1:32.854	23.092	29.000	40.762	293.5	15:12.240	33	3	1:35.183	23.280	29.928	41.975	292.7	1:00:55.613																																												
7	2	1:38.337	22.849	29.003	46.485	295.9	16:50.577																																																				
8	3	8:41.705	7:29.014	29.977	42.714	128.7	25:32.282																																																				
9	3	1:34.321	23.384	29.506	41.431	286.5	27:06.603																																																				
10	3	1:33.656	23.289	29.156	41.211	290.3	28:40.259																																																				
11	3	1:33.656	23.082	29.382	41.192	291.9	30:13.915																																																				
12	3	1:34.790	23.281	30.027	41.482	292.7	31:48.705																																																				
13	3	1:34.353	23.247	29.568	41.538	289.5	33:23.058																																																				
14	3	1:34.128	23.113	29.582	41.433	293.5	34:57.186																																																				
15	3	1:35.374	23.598	29.536	42.240	273.4	36:32.560																																																				
16	3	1:34.373	23.177	29.462	41.734	292.7	38:06.933																																																				
17	3	1:34.120	23.233	29.507	41.380	293.5	39:41.053																																																				
18	3	1:41.790	23.223	29.618	48.949	295.1	41:22.843																																																				
19	1	4:04.856	2:52.954	30.070	41.832	150.0	45:27.699																																																				
20	1	1:34.797	23.417	29.825	41.555	288.0	47:02.496																																																				
21	1	1:34.792	23.502	29.746	41.544	288.8	48:37.288																																																				
22	1	1:34.534	23.314	29.690	41.530	291.1	50:11.822																																																				
23	1	1:34.463	23.467	29.473	41.523	286.5	51:46.285																																																				
24	1	1:34.555	23.229	29.740	41.586	290.3	53:20.840																																																				
25	1	1:35.073	23.551	29.867	41.655	285.0	54:55.913																																																				
26	1	1:34.310	23.371	29.413	41.526	289.5	56:30.223																																																				
27	1	1:35.386	23.311	30.093	41.982	292.7	58:05.609																																																				
28	1	1:35.343	23.381	30.298	41.664	291.9	59:40.952																																																				
29	1	1:34.522	23.200	29.539	41.783	291.1	1:01:15.474																																																				
<b>23</b> <b>United Autosports USA</b> <span style="float:right">Oreca 07 - Gibson</span> 1.Alexander LYNN <span style="float:right">3.Joshua PIERSON</span> 2.Oliver JARVIS <span style="float:right">LMP2</span>																																																											
1	1	2:14.751	56.336	33.903	44.512	146.9	2:14.751																																																				
2	1	1:37.134	25.386	30.342	41.406	295.1	3:51.885																																																				
3	1	1:34.704	22.879	29.561	42.264	296.7	5:26.589																																																				
4	1	1:39.811	22.777	33.952	43.082	294.3	7:06.400																																																				
5	1	1:32.588	22.950	28.995	40.643	293.5	8:38.988																																																				
6	1	1:32.661	23.011	28.911	40.739	293.5	10:11.649																																																				
7	1	1:46.081	24.138	29.544	52.399	237.4	11:57.730																																																				
8	1	5:56.816	4:46.458	29.364	40.994	147.7	17:54.546																																																				
9	1	1:33.780	23.242	29.248	41.290	289.5	19:28.326																																																				
10	1	1:33.204	23.156	29.010	41.038	288.8	21:01.530																																																				
11	1	1:33.452	23.146	29.249	41.057	291.1	22:34.982																																																				
12	1	1:33.664	23.020	29.521	41.123	293.5	24:08.646																																																				
13	1	1:33.998	23.247	29.437	41.314	294.3	25:42.644																																																				
14	1	1:33.428	23.009	29.305	41.114	295.1	27:16.072																																																				
15	1	1:38.569	23.018	29.298	46.253	295.9	28:54.641																																																				
16	2	3:36.729	2:19.569	29.760	47.400	149.2	32:31.370																																																				
17	2	1:34.505	23.266	29.636	41.603	283.5	34:05.875																																																				
<b>28</b> <b>JOTA</b> <span style="float:right">Oreca 07 - Gibson</span> 1.Oliver RASMUSSEN <span style="float:right">3.Jonathan ABERDEIN</span> 2.Edward JONES <span style="float:right">LMP2</span>																																																											
1	2	4:01.177	2:47.035	30.763	43.379	150.4	4:01.177																																																				
2	2	1:34.595	23.310	29.833	41.452	294.3	5:35.772																																																				
3	2	1:34.669	23.450	29.468	41.751	293.5	7:10.441																																																				
4	2	1:33.289	23.026	29.257	41.006	294.3	8:43.730																																																				
5	2	1:32.356	22.908	28.925	40.523	291.9	10:16.086																																																				
6	2	1:42.378	23.405	30.586	48.387	287.2	11:58.464																																																				
7	3	7:36.479	6:25.251	29.748	41.480	149.8	19:34.943																																																				
8	3	1:33.638	23.403	29.411	40.824	279.1	21:08.581																																																				
9	3	1:33.596	23																																																								



# FIA WEC 6 Hours of Fuji Free Practice 3

## Sector Analysis

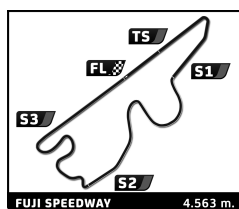
Lap under Red Flag													Invalidated Lap	Personal Best	Session Best	B Crossing the pit lane	
Lap	D	Time	Sector 1	Sector 2	Sector 3	T. Spd	Elapsed	Lap	D	Time	Sector 1	Sector 2	Sector 3	T. Spd	Elapsed		
2	2	1:32.194	23.090	28.572	40.532	291.1	3:23.685	19	1	3:06.588	1:49.820	32.300	44.468	139.7	36:33.927		
3	2	1:32.808	23.071	28.541	41.196	289.5	4:56.493	20	1	1:41.674	25.262	32.026	44.386	260.9	38:15.601		
4	2	1:38.523 B	23.011	28.995	46.517	289.5	6:35.016	21	1	1:40.558	24.987	31.785	43.786	260.9	39:56.159		
5	3	5:27.181	4:16.158	29.283	41.740	146.5	12:02.197	22	1	1:40.567	25.125	31.833	43.609	260.9	41:36.726		
6	3	1:33.216	23.023	29.133	41.060	288.0	13:35.413	23	1	1:40.794	25.095	31.686	44.013	260.2	43:17.520		
7	3	1:32.893	23.051	28.688	41.154	290.3	15:08.306	24	1	1:46.516 B	25.107	31.799	49.610	260.2	45:04.036		
8	3	1:35.939	23.657	30.469	41.813	289.5	16:44.245	25	3	3:14.551	1:57.085	32.577	44.889	139.5	48:18.587		
9	3	1:33.957	23.321	29.497	41.139	291.1	18:18.202	26	3	1:40.650	25.177	31.567	43.906	259.0	49:59.237		
10	3	1:33.585	23.229	29.193	41.163	291.1	19:51.787	27	3	1:40.028	24.983	31.532	43.513	258.4	51:39.265		
11	3	1:34.986	23.154	30.000	41.832	287.2	21:26.773	28	3	1:40.075	24.964	31.527	43.584	258.4	53:19.340		
12	3	1:33.455	23.008	28.968	41.479	288.0	23:00.228	29	3	1:40.923	25.227	31.641	44.055	260.2	55:00.263		
13	3	1:33.325	23.029	29.073	41.223	289.5	24:33.553	30	3	1:46.067 B	25.039	31.816	49.212	259.0	56:46.330		
14	3	1:34.366	23.775	29.547	41.044	279.1	26:07.919	<b>34 Inter Europol Competition</b>							Oreca 07 - Gibson		
15	3	1:38.999 B	23.140	29.705	46.154	285.7	27:46.918	1. Jakub SMIECHOWSKI 3. Esteban GUTIERREZ							LMP2		
16	1	3:25.392	2:13.814	29.613	41.965	148.8	31:12.310	2. Alex BRUNDLE									
17	1	1:34.529	23.328	29.463	41.738	285.7	32:46.839	1	2	2:50.180	1:36.426	31.460	42.294	147.9	2:50.180		
18	1	1:34.521	23.407	29.624	41.490	288.8	34:21.360	2	2	2:04.308	23.761	29.748	1:10.799	282.0	4:54.488		
19	1	1:34.195	23.374	29.639	41.182	288.0	35:55.555	3	2	1:35.758	23.841	29.765	42.152	282.7	6:30.246		
20	1	1:34.254	23.215	29.390	41.649	289.5	37:29.809	4	2	1:35.527	23.494	30.029	42.004	288.8	8:05.773		
21	1	1:35.253	23.325	30.302	41.626	284.2	39:05.062	5	2	1:35.261	23.653	29.934	41.674	289.5	9:41.034		
22	1	1:34.316	23.085	29.667	41.564	288.8	40:39.378	6	2	1:34.930	23.358	29.830	41.742	290.3	11:15.964		
23	1	1:34.131	23.326	29.293	41.512	275.5	42:13.509	7	2	1:34.816	23.421	29.484	41.911	290.3	12:50.780		
24	1	1:33.974	23.154	29.394	41.426	276.9	43:47.483	8	2	1:40.438 B	23.338	29.605	47.495	290.3	14:31.218		
25	1	1:39.401 B	23.252	29.518	46.631	279.8	45:26.884	9	3	2:48.219	1:36.017	30.398	41.804	148.4	17:19.437		
26	2	2:55.173	1:43.177	29.563	42.433	150.0	48:22.057	10	3	1:35.300	23.485	29.648	42.167	288.8	18:54.737		
27	2	1:34.703	23.298	29.945	41.460	286.5	49:56.760	11	3	1:33.903	23.204	29.258	41.441	289.5	20:28.640		
28	2	1:34.290	23.255	29.159	41.876	285.7	51:31.050	12	3	1:34.542	23.225	29.456	41.861	290.3	22:03.182		
29	2	1:34.072	23.165	29.131	41.776	287.2	53:05.122	13	3	1:34.307	23.099	29.611	41.597	292.7	23:37.489		
30	2	1:38.438 B	23.136	29.456	45.846	289.5	54:43.560	14	3	1:34.287	23.178	29.367	41.742	293.5	25:11.776		
31	2	2:31.696	1:20.892	29.216	41.588	149.2	57:15.256	15	3	1:35.432	23.218	29.846	42.368	295.1	26:47.208		
32	2	1:33.965	23.303	29.362	41.300	288.0	58:49.221	16	3	1:41.633 B	23.153	30.914	47.566	293.5	28:28.841		
33	2	1:33.540	23.132	29.153	41.255	289.5	1:00:22.761	17	2	2:58.053	1:34.208	37.955	45.890	151.3	31:26.894		
<b>33 TF Sport</b>																	
1. Ben KEATING 3. Marco SØRENSEN LMGT2 Am																	
2. Henrique CHAVES																	
1	1	2:07.285	48.794	33.437	45.054	137.2	2:07.285	18	2	1:38.824	23.110	33.172	42.542	288.0	33:05.718		
2	1	1:42.752	25.180	32.639	44.933	260.9	3:50.037	19	2	1:34.390	23.124	29.167	42.099	291.1	34:40.108		
3	1	1:41.172	25.121	31.944	44.107	261.5	5:31.209	20	2	1:33.719	23.266	29.330	41.123	291.9	36:13.827		
4	1	1:40.252	24.864	31.668	43.720	260.9	7:11.461	21	2	1:34.048	23.080	29.360	41.608	291.1	37:47.875		
5	1	1:40.043	24.820	31.437	43.786	261.5	8:51.504	22	2	1:44.769	28.787	32.060	43.922	253.5	39:32.644		
6	1	1:46.187 B	24.933	31.484	49.770	260.2	10:37.691	23	2	1:42.323 B	23.160	29.351	49.812	292.7	41:14.967		
7	2	4:25.114	3:09.360	31.776	43.978	138.5	15:02.805	24	1	3:22.932	2:08.223	31.433	43.276	145.2	44:37.899		
8	2	1:39.471	24.930	31.259	43.282	262.8	16:42.276	25	1	1:36.316	23.824	30.231	42.261	276.9	46:14.215		
9	2	1:39.669	24.885	31.260	43.524	260.2	18:21.945	26	1	1:37.659	23.644	31.206	42.809	286.5	47:51.874		
10	2	1:39.433	24.835	31.354	43.244	259.6	20:01.378	27	1	1:36.128	23.577	30.167	42.384	288.8	49:28.002		
11	2	1:39.519	24.845	31.467	43.207	259.0	21:40.897	28	1	1:35.692	23.538	29.844	42.310	289.5	51:03.694		
12	2	1:39.508	24.952	31.253	43.303	260.2	23:20.405	29	1	1:35.475	23.466	29.830	42.179	290.3	52:39.169		
13	2	1:39.731	24.777	31.491	43.463	264.7	25:00.136	30	1	1:37.338	23.607	30.493	43.238	289.5	54:16.507		
14	2	1:41.278	25.237	31.597	44.444	262.1	26:41.414	31	1	1:37.545	23.538	30.267	43.740	288.8	55:54.052		
15	2	1:39.791	24.922	31.545	43.324	262.8	28:21.205	32	1	1:37.409	23.664	30.251	43.494	291.9	57:31.461		
16	2	1:39.844	24.798	31.742	43.304	262.8	30:01.049	33	1	1:42.763	24.567	30.763	47.433	280.5	59:14.224		
17	2	1:39.960	24.854	31.488	43.618	262.8	31:41.009	34	1	1:35.798	23.425	30.092	42.281	290.3	1:00:50.022		
18	2	1:46.330 B	24.874	31.467	49.989	261.5	33:27.339	<b>35 Ultimate</b>							Oreca 07 - Gibson		
1. Jean-Baptiste LAHAYE 3. François HERIAU																	
2. Matthieu LAHAYE																	
1	2	2:06.684	54.072	30.296	42.316	147.1	2:06.684									LMP2 P/A	



# FIA WEC 6 Hours of Fuji Free Practice 3

## Sector Analysis

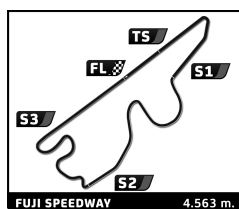
Lap under Red Flag												Invalidated Lap	Personal Best	Session Best	B Crossing the pit lane
Lap	D	Time	Sector 1	Sector 2	Sector 3	T. Spd	Elapsed	Lap	D	Time	Sector 1	Sector 2	Sector 3	T. Spd	Elapsed
<b>36 Alpine ELF Team</b> Alpine A480 - Gibson HYPERCAR 1. André NEGRÃO 3. Matthieu VAXIVIERE 2. Nicolas LAPIERRE															
1	3	3:05.378	1:52.606	30.061	42.711	140.1	3:05.378								
2	3	1:32.974	23.018	28.316	41.640	300.8	4:38.352								
3	3	1:31.676	22.705	28.315	40.656	303.4	6:10.028								
4	3	1:37.875	23.091	28.819	45.965	296.7	7:47.903								
5	3	3:00.814	1:47.683	29.390	43.741	138.1	10:48.717								
6	3	1:31.209	22.553	28.468	40.188	303.4	12:19.926								
7	3	1:35.267	23.948	30.060	41.259	244.3	13:55.193								
8	3	1:31.871	22.588	28.576	40.707	301.7	15:27.064								
9	3	1:30.964	22.351	28.172	40.441	302.5	16:58.028								
10	3	1:31.852	22.480	27.903	41.469	304.2	18:29.880								
11	3	1:39.465	22.728	30.054	46.683	303.4	20:09.345								
12	2	5:32.114	4:22.238	29.093	40.783	151.7	25:41.459								
13	2	1:31.794	22.706	28.589	40.499	284.2	27:13.253								
14	2	1:31.303	22.517	28.472	40.314	283.5	28:44.556								
15	2	1:31.569	22.453	28.722	40.394	285.0	30:16.125								
16	2	1:32.366	22.583	28.982	40.801	286.5	31:48.491								
17	2	1:31.730	22.590	28.627	40.513	274.1	33:20.221								
<b>38 JOTA</b> Oreca 07 - Gibson LMP2 1. Roberto GONZALEZ 3. William STEVENS 2. Antonio Felix DA COSTA															
1	2	1:45.005	27.197	30.608	47.200	141.9	1:45.005								
2	2	1:31.822	22.907	28.805	40.110	291.9	3:16.827								
3	2	1:33.396	22.989	28.541	41.866	295.1	4:50.223								
4	2	1:36.177	22.761	28.781	44.635	292.7	6:26.400								
5	3	6:39.027	5:26.736	30.217	42.074	151.0	13:05.427								
6	3	1:33.415	23.266	29.235	40.914	284.2	14:38.842								
7	3	1:32.925	23.151	29.080	40.694	290.3	16:11.767								
8	3	1:33.850	23.140	29.284	41.426	285.0	17:45.617								
9	3	1:37.615	23.132	29.104	45.379	288.0	19:23.232								
10	3	4:04.155	2:51.114	30.342	42.699	152.5	23:27.387								
11	3	1:33.330	23.168	29.277	40.885	282.7	25:00.717								
12	3	1:33.971	23.641	29.619	40.711	279.1	26:34.688								
13	3	1:33.397	23.126	29.462	40.809	276.9	28:08.085								
14	3	1:37.891	23.202	29.256	45.433	275.5	29:45.976								
15	1	3:04.102	1:51.593	30.312	42.197	150.4	32:50.078								
16	1	1:35.585	23.787	29.904	41.894	270.7	34:25.663								
17	1	1:35.703	23.584	29.911	42.208	285.7	36:01.366								
18	1	1:35.022	23.346	29.687	41.989	287.2	37:36.388								
19	1	1:34.398	23.379	29.471	41.548	289.5	39:10.786								
20	1	1:34.912	23.382	29.875	41.655	293.5	40:45.698								
21	1	1:34.370	23.407	29.696	41.267	294.3	42:20.068								
22	1	1:34.584	23.569	29.625	41.390	288.8	43:54.652								
23	1	1:34.402	23.269	29.508	41.625	288.0	45:29.054								
24	1	1:34.235	23.200	29.506	41.529	289.5	47:03.289								
25	1	1:34.878	23.205	29.938	41.735	290.3	48:38.167								
26	1	1:40.282	23.354	30.093	46.835	290.3	50:18.449								
27	1	2:00.325	48.699	29.644	41.982	150.8	52:18.774								
28	1	1:34.420	23.194	29.483	41.743	288.0	53:53.194								
29	1	1:35.792	23.939	30.058	41.795	289.5	55:28.986								
30	1	1:35.305	23.562	29.278	42.465	284.2	57:04.291								
31	1	1:40.049	23.368	29.279	47.402	288.8	58:44.340								
<b>41 Realteam by WRT</b> Oreca 07 - Gibson LMP2 1. Rui ANDRADE 3. Norman NATO 2. Ferdinand HABSBURG															
1	2	1:57.627	45.524	30.142	41.961	147.5	1:57.627								
2	2	1:35.040	23.494	29.597	41.949	288.8	3:32.667								



# FIA WEC 6 Hours of Fuji Free Practice 3

## Sector Analysis

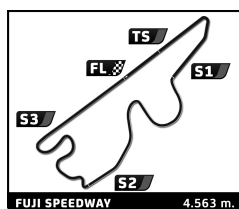
Lap under Red Flag											Invalidated Lap	Personal Best	Session Best	B Crossing the pit lane	
Lap	D	Time	Sector 1	Sector 2	Sector 3	T. Spd	Elapsed	Lap	D	Time	Sector 1	Sector 2	Sector 3	T. Spd	Elapsed
3	2	1:34.233	23.226	29.593	41.414	290.3	5:06.900	19	1	1:35.400	23.552	29.965	41.883	287.2	42:49.108
4	2	1:34.198	23.174	29.610	41.414	289.5	6:41.098	20	1	1:37.014	24.352	30.261	42.401	231.3	44:26.122
5	2	1:33.952	23.181	29.178	41.593	290.3	8:15.050	21	1	1:35.721	23.419	29.964	42.338	291.1	46:01.843
6	2	1:34.114	23.331	29.518	41.265	285.0	9:49.164	22	1	1:35.800	23.443	30.131	42.226	288.8	47:37.643
7	2	1:34.061	23.324	29.566	41.171	279.1	11:23.225	23	1	1:36.810	23.491	30.807	42.512	291.1	49:14.453
8	2	1:39.293 <b>B</b>	23.138	29.559	46.596	287.2	13:02.518	24	1	1:43.423 <b>B</b>	23.760	30.251	49.412	273.4	50:57.876
9	2	5:01.791	3:47.131	29.711	44.949	149.4	18:04.309	25	3	2:58.522	1:45.660	29.961	42.901	130.6	53:56.398
10	2	<b>1:32.764</b>	<b>22.926</b>	28.973	<b>40.865</b>	291.1	19:37.073	26	3	1:35.664	23.583	30.151	41.930	288.0	55:32.062
11	2	1:34.276	23.059	29.517	41.700	288.8	21:11.349	27	3	1:35.742	23.326	30.720	41.696	291.1	57:07.804
12	2	1:34.419	22.974	<b>28.782</b>	42.663	291.1	22:45.768	28	3	1:34.527	23.182	29.683	41.662	293.5	58:42.331
13	2	1:37.925 <b>B</b>	23.116	29.038	45.771	290.3	24:23.693	29	3	1:34.644	23.224	29.356	42.064	291.9	1:00:16.975
14	1	3:35.257	2:23.807	29.928	41.522	148.4	27:58.950	<b>46 Team Project 1</b> Porsche 911 RSR - 19							
15	1	1:34.231	23.436	29.426	41.369	286.5	29:33.181	1.Matteo CAIROLI 3.Nicolas LEUTWILER LMGTE Am							
16	1	1:35.065	23.358	29.246	42.461	288.0	31:08.246	2.Mikkel PEDERSEN							
17	1	1:34.438	23.294	29.694	41.450	285.0	32:42.684	1	1	3:12.098	1:45.490	39.259	47.349	123.3	3:12.098
18	1	1:34.825	23.279	29.837	41.709	289.5	34:17.509	2	1	1:39.521	24.992	30.858	43.671	261.5	4:51.619
19	1	1:34.148	23.446	29.359	41.343	288.8	35:51.657	3	1	<b>1:38.861</b>	24.817	30.877	43.167	260.9	6:30.480
20	1	1:35.332	23.419	30.189	41.724	285.0	37:26.989	4	1	1:43.651 <b>B</b>	24.815	<b>30.646</b>	48.190	262.1	8:14.131
21	1	1:34.157	23.459	29.393	41.305	291.1	39:01.146	5	1	3:20.230	2:05.872	31.218	<b>43.140</b>	140.1	11:34.361
22	1	1:34.238	23.211	29.516	41.511	289.5	40:35.384	6	1	1:39.500	<b>24.630</b>	31.010	43.860	266.0	13:13.861
23	1	1:39.071 <b>B</b>	23.342	29.080	46.649	291.1	42:14.455	7	1	1:43.220 <b>B</b>	24.727	31.018	47.475	262.1	14:57.081
24	3	3:24.001	2:12.100	29.578	42.323	150.0	45:38.456	8	3	3:09.655	1:52.992	32.129	44.534	128.4	18:06.736
25	3	1:34.188	23.295	29.419	41.474	289.5	47:12.644	9	3	1:42.339	25.637	32.360	44.342	261.5	19:49.075
26	3	1:33.775	23.119	29.372	41.284	290.3	48:46.419	10	3	1:41.115	25.244	31.731	44.140	261.5	21:30.190
27	3	1:33.923	23.135	29.585	41.203	291.1	50:20.342	11	3	1:41.477	25.144	31.529	44.804	262.1	23:11.667
28	3	1:35.838	23.150	30.184	42.504	291.1	51:56.180	12	3	1:41.301	25.249	31.832	44.220	262.1	24:52.968
29	3	1:33.495	23.219	29.173	41.103	291.1	53:29.675	13	3	1:41.408	25.205	31.750	44.453	262.1	26:34.376
30	3	1:33.517	23.133	29.165	41.219	291.9	55:03.192	14	3	1:40.609	25.096	31.536	43.977	261.5	28:14.985
31	3	1:34.064	23.187	29.697	41.180	291.1	56:37.256	15	3	1:41.315	25.225	31.745	44.345	262.8	29:56.300
32	3	1:37.125	23.474	29.758	43.893	273.4	58:14.381	16	3	1:47.302 <b>B</b>	25.188	31.925	50.189	262.1	31:43.602
33	3	1:33.906	23.324	29.368	41.214	290.3	59:48.287	17	2	3:12.373	1:56.853	31.659	43.861	139.0	34:55.975
34	3	1:38.246 <b>B</b>	23.053	29.024	46.169	291.1	1:01:26.533	18	2	1:40.757	25.151	31.369	44.237	262.1	36:36.732
<b>45 Algarve Pro Racing</b> Oreca 07 - Gibson							1.Steven THOMAS 3.René BINDER LMP2 P/A								
2.James ALLEN															
1	2	2:21.436	1:06.562	30.818	44.056	132.8	2:21.436	19	2	1:40.395	24.861	31.307	44.227	263.4	38:17.127
2	2	1:37.119	24.849	30.074	42.196	257.8	3:58.555	20	2	1:40.087	24.954	31.425	43.708	264.1	39:57.214
3	2	1:35.425	23.439	30.024	41.962	292.7	5:33.980	21	2	1:41.105	24.953	31.375	44.777	263.4	41:38.319
4	2	1:35.095	23.525	29.767	41.803	294.3	7:09.075	22	2	1:42.241	25.016	32.203	45.022	262.8	43:20.560
5	2	1:41.268 <b>B</b>	23.472	29.713	48.083	291.1	8:50.343	23	2	1:40.164	25.025	31.422	43.717	260.2	45:00.724
6	2	4:11.840	2:58.716	30.617	42.507	141.0	13:02.183	24	2	1:40.521	25.038	31.395	44.088	260.2	46:41.245
7	2	1:35.132	23.796	29.601	41.735	288.8	14:37.315	25	2	1:45.859 <b>B</b>	25.207	31.756	48.896	261.5	48:27.104
8	2	<b>1:33.934</b>	23.313	29.287	41.334	292.7	16:11.249	26	3	2:56.359	1:38.797	33.021	44.541	132.7	51:23.463
9	2	1:40.767 <b>B</b>	<b>23.179</b>	29.436	48.152	291.1	17:52.016	27	3	1:41.022	25.191	31.827	44.004	259.0	53:04.485
10	2	8:20.599	7:08.415	29.962	42.222	146.5	26:12.615	28	3	1:40.652	24.989	31.520	44.143	260.2	54:45.137
11	2	1:34.524	24.086	<b>29.107</b>	41.331	269.3	27:47.139	29	3	1:40.601	25.015	31.407	44.179	260.2	56:25.738
12	2	1:34.250	23.336	29.800	<b>41.114</b>	274.1	29:21.389	30	3	1:40.560	25.063	31.563	43.934	261.5	58:06.298
13	2	1:39.745 <b>B</b>	23.592	29.304	46.849	290.3	31:01.134	31	3	1:43.682	24.981	31.656	47.045	262.1	59:49.980
14	1	3:48.141	2:33.889	30.831	43.421	137.8	34:49.275	32	3	1:47.397 <b>B</b>	25.010	31.725	50.662	262.8	1:01:37.377
15	1	1:35.684	23.700	29.870	42.114	279.1	36:24.959	<b>51 AF Corse</b> Ferrari 488 GTE Evo							
16	1	1:36.669	23.695	30.551	42.423	288.0	38:01.628	1.Alessandro PIER GUIDI LMGTE Pro							
17	1	1:36.096	23.802	29.954	42.340	285.7	39:37.724	2.James CALADO							
18	1	1:35.984	23.507	29.780	42.697	291.9	41:13.708	1	2	3:29.926	2:13.584	32.707	43.635	139.0	3:29.926
								2	2	1:39.157	24.787	31.253	43.117	268.0	5:09.083
								3	2	1:38.421	24.520	30.874	43.027	268.7	6:47.504
								4	2	1:43.563 <b>B</b>	24.614	30.950	47.999	268.7	8:31.067



# FIA WEC 6 Hours of Fuji Free Practice 3

## Sector Analysis

Lap under Red Flag												Invalidated Lap		Personal Best		Session Best		B Crossing the pit lane	
Lap	D	Time	Sector 1	Sector 2	Sector 3	T. Spd	Elapsed	Lap	D	Time	Sector 1	Sector 2	Sector 3	T. Spd	Elapsed				
<b>52</b> <b>AF Corse</b> <span style="float: right;">Ferrari 488 GTE Evo</span> 1. Miguel MOLINA <span style="float: right;">LMGTE Pro</span> 2. Antonio FUOCO																			
5	2	3:33.374	2:18.131	31.792	43.451	140.4	12:04.441	24	2	1:38.061	24.531	30.824	42.706	268.0	47:18.758				
6	2	<b>1:37.109</b>	24.259	<b>30.501</b>	<b>42.349</b>	268.0	13:41.550	25	2	1:37.919	24.514	30.838	42.567	256.5	48:56.677				
7	2	1:37.288	<b>24.208</b>	30.670	42.410	268.7	15:18.838	26	2	1:38.092	24.552	30.846	42.694	253.5	50:34.769				
8	2	1:44.932 <b>B</b>	24.968	31.534	48.430	244.9	17:03.770	27	2	1:38.172	24.578	30.831	42.763	255.3	52:12.941				
9	1	3:13.278	1:58.996	31.282	43.000	144.4	20:17.048	28	2	1:38.233	24.648	30.875	42.710	251.2	53:51.174				
10	1	1:38.345	24.368	31.090	42.887	268.0	21:55.393	29	2	1:38.227	24.631	30.861	42.735	249.4	55:29.401				
11	1	1:37.802	24.367	30.894	42.541	270.0	23:33.195	30	2	<del>1:38.000</del>	24.592	30.762	42.646	252.3	57:07.401				
12	1	1:37.768	24.269	30.979	42.520	270.7	25:10.963	31	2	<del>1:37.680</del>	24.535	30.687	42.458	264.7	58:45.081				
13	1	1:38.327	24.662	31.023	42.642	254.7	26:49.290	32	2	<del>1:37.330</del>	24.400	<b>30.507</b>	<b>42.423</b>	268.7	1:00:22.411				
14	1	1:38.625	24.395	31.261	42.969	252.3	28:27.915												
15	1	1:38.056	24.465	30.908	42.683	250.6	30:05.971												
16	1	1:44.415 <b>B</b>	24.461	30.905	49.049	248.8	31:50.386												
17	1	4:27.459	3:12.700	31.446	43.313	144.2	36:17.845												
18	1	1:38.080	24.495	31.016	42.569	249.4	37:55.925												
19	1	1:38.035	24.659	30.849	42.527	250.0	39:33.960												
20	1	1:37.965	24.418	30.944	42.603	247.1	41:11.925												
21	1	1:38.805	24.365	31.301	43.139	257.1	42:50.730												
22	1	1:38.091	24.500	31.057	42.534	260.9	44:28.821												
23	1	1:38.002	24.361	31.015	42.626	260.2	46:06.823												
24	1	1:37.872	24.353	30.859	42.660	261.5	47:44.695												
25	1	1:38.132	24.360	31.059	42.713	268.0	49:22.827												
26	1	1:37.848	24.301	30.962	42.585	267.3	51:00.675												
27	1	1:43.499 <b>B</b>	24.386	31.062	48.051	268.7	52:44.174												
28	2	3:12.011	1:57.284	31.138	43.589	142.7	55:56.185												
29	2	1:38.666	24.722	31.069	42.875	251.7	57:34.851												
30	2	1:39.474	24.381	31.155	43.938	258.4	59:14.325												
31	2	1:38.560	24.539	30.943	43.078	270.0	1:00:52.885												
<b>54</b> <b>AF Corse</b> <span style="float: right;">Ferrari 488 GTE Evo</span> 1. Thomas FLOHR <span style="float: right;">LMGTE Am</span> 2. Francesco CASTELLACCI 3. Davide RIGON																			
1	1	4:21.133	2:55.316	37.428	48.389	137.1	4:21.133												
2	1	1:48.630	26.497	34.554	47.579	232.8	6:09.763												
3	1	1:46.294	26.034	32.525	47.735	249.4	7:56.057												
4	1	1:47.649 <b>B</b>	25.170	32.159	50.320	261.5	9:43.706												
5	1	3:42.057	2:19.539	33.525	48.993	136.9	13:25.763												
6	1	1:40.784	25.194	32.008	43.582	261.5	15:06.547												
7	1	1:40.450	25.158	31.872	43.420	262.8	16:46.997												
8	1	1:40.152	25.235	31.513	43.404	262.8	18:27.149												
9	1	1:41.062	25.043	31.537	44.482	262.8	20:08.211												
10	1	1:39.970	25.134	31.500	43.336	260.9	21:48.181												
11	1	1:46.891 <b>B</b>	25.441	31.671	49.779	248.8	23:35.072												
12	3	3:45.307	2:28.399	33.157	43.751	139.9	27:20.379												
13	3	1:39.195	24.856	31.458	<b>42.881</b>	262.1	28:59.574												
14	3	<b>1:39.142</b>	24.668	<b>31.074</b>	43.400	261.5	30:38.716												
15	3	1:39.193	24.745	31.231	43.217	261.5	32:17.909												
16	3	1:39.608	24.706	31.263	43.639	262.8	33:57.517												
17	3	1:40.145	25.081	31.387	43.677	262.8	35:37.662												
18	3	1:39.752	24.682	31.397	43.673	262.8	37:17.414												
19	3	1:39.225	<b>24.661</b>	31.350	43.214	264.1	38:56.639												
20	3	1:43.995 <b>B</b>	24.793	31.294	47.908	263.4	40:40.634												
21	2	3:18.685	2:02.343	32.485	43.857	138.5	43:59.319												
22	2	1:41.136	25.069	31.968	44.099	259.6	45:40.455												
23	2	1:41.501	25.355	31.709	44.437	248.8	47:21.956												
24	2	1:40.786	24.878	32.314	43.594	260.9	49:02.742												
25	2	1:40.028	24.731	31.198	44.099	262.1	50:42.770												
26	2	1:42.817	25.015	31.887	45.915	263.4	52:25.587												
27	2	1:41.465	24.972	32.272	44.221	255.9	54:07.052												
28	2	1:40.467	24.930	31.476	44.061	260.2	55:47.519												
29	2	1:40.050	24.912	31.572	43.566	258.4	57:27.569												
30	2	1:42.876	24.922	31.407	46.547	262.1	59:10.445												
31	2	1:40.089	24.889	31.750	43.450	263.4	1:00:50.534												
<b>56</b> <b>Team Project 1</b> <span style="float: right;">Porsche 911 RSR - 19</span> 1. Takeshi KIMURA <span style="float: right;">LMGTE Am</span> 2. Oliver MILLROY 3. Ben BARNICOAT																			
1	3	3:58.737	2:42.746	31.730	44.261	139.0	3:58.737												
2	3	1:44.023	25.252	35.109	43.662	265.4	5:42.760												
3	3	1:39.186	24.858	31.061	43.267	262.8	7:21.946												
4	3	<b>1:38.801</b>	24.811	<b>30.867</b>	<b>43.123</b>	263.4	9:00.747												
5	3	1:46.119 <b>B</b>	24.798	32.290	49.031	263.4	10:46.866												
6	1	3:24.213	2:07.088	32.686	44.439	138.8	14:11.079												
7	1	1:42.122	25.264	32.209	44.649	260.9	15:53.201												

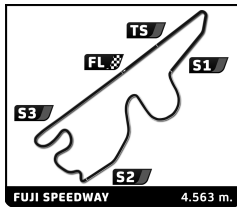


# FIA WEC 6 Hours of Fuji Free Practice 3

## Sector Analysis

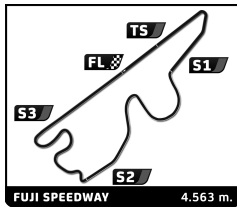
Lap under Red Flag													Invalidated Lap	Personal Best	Session Best	B Crossing the pit lane
Lap	D	Time	Sector 1	Sector 2	Sector 3	T. Spd	Elapsed	Lap	D	Time	Sector 1	Sector 2	Sector 3	T. Spd	Elapsed	
8	1	1:40.946	24.954	31.799	44.193	260.9	17:34.147	1	2	4:23.920	3:08.209	32.222	43.489	139.2	4:23.920	
9	1	1:44.409	25.105	33.002	46.302	260.9	19:18.556	2	2	1:40.024	24.789	32.063	43.172	262.8	6:03.944	
10	1	1:47.818	25.159	32.170	50.489	259.6	21:06.374	3	2	1:39.102	24.504	31.518	43.080	262.1	7:43.046	
11	1	3:07.326	1:49.253	33.408	44.665	136.5	24:13.700	4	2	1:38.859	24.552	31.189	43.118	264.1	9:21.905	
12	1	1:41.906	25.709	32.408	43.789	262.1	25:55.606	5	2	1:38.802	24.697	30.919	43.186	262.1	11:00.707	
13	1	1:40.307	24.911	31.546	43.850	259.6	27:35.913	6	2	1:42.894	24.537	31.287	47.070	264.7	12:43.601	
14	1	1:39.955	24.930	31.545	43.480	261.5	29:15.868	7	2	6:52.913	5:36.984	31.348	44.581	141.9	19:36.514	
15	1	1:43.027	25.694	33.442	43.891	260.9	30:58.895	8	2	1:38.864	24.619	31.128	43.117	260.2	21:15.378	
16	1	1:41.048	24.898	31.372	44.778	260.9	32:39.943	9	2	1:38.854	24.510	31.196	43.148	264.7	22:54.232	
17	1	1:41.855	24.884	32.186	44.785	262.1	34:21.798	10	2	1:38.425	24.526	31.046	42.853	266.0	24:32.657	
18	1	1:42.820	24.990	31.645	46.185	263.4	36:04.618	11	2	1:43.765	24.626	32.024	47.115	265.4	26:16.422	
19	1	1:40.835	25.105	31.994	43.736	262.1	37:45.453	12	2	5:53.783	4:38.259	31.353	44.171	141.7	32:10.205	
20	1	1:41.931	24.877	31.809	45.245	261.5	39:27.384	13	2	1:39.838	24.851	31.796	43.191	260.9	33:50.043	
21	1	1:40.477	24.786	31.820	43.871	262.8	41:07.861	14	2	1:37.967	24.469	30.949	42.549	264.7	35:28.010	
22	1	1:40.328	24.864	31.672	43.792	261.5	42:48.189	15	2	1:37.472	24.142	30.893	42.437	268.0	37:05.482	
23	1	1:50.615	25.619	34.257	50.739	260.2	44:38.804	16	2	1:39.268	24.510	31.677	43.081	265.4	38:44.750	
24	2	2:56.786	1:41.338	31.796	43.652	134.8	47:35.590	17	2	1:37.746	24.340	30.719	42.687	266.7	40:22.496	
25	2	1:41.860	24.963	32.733	44.164	259.6	49:17.450	18	2	1:37.801	24.218	30.869	42.714	267.3	42:00.297	
26	2	1:40.077	25.144	31.343	43.590	259.6	50:57.527	19	2	1:38.866	24.188	31.023	43.655	268.0	43:39.163	
27	2	1:39.869	25.123	31.147	43.599	259.6	52:37.396	20	2	1:42.482	24.416	31.021	47.045	266.7	45:21.645	
28	2	1:41.484	24.976	31.385	45.123	260.9	54:18.880	21	2	3:39.809	2:25.579	31.437	42.793	141.7	49:01.454	
29	2	1:40.652	25.053	31.604	43.995	259.6	55:59.532	22	2	1:37.372	24.312	30.445	42.615	266.7	50:38.826	
30	2	1:40.284	25.058	31.488	43.738	261.5	57:39.816	23	2	1:38.023	24.336	31.093	42.594	267.3	52:16.849	
31	2	1:39.968	25.039	31.307	43.622	261.5	59:19.784	24	2	1:38.154	24.268	30.981	42.905	267.3	53:55.003	
32	2	1:40.097	25.080	31.403	43.614	262.1	1:00:59.881	25	2	1:39.199	24.362	31.367	43.470	266.7	55:34.202	
<b>60</b> Iron Lynx 1. Claudio SCHIAVONI 2. Matteo CRESSONI							Ferrari 488 GTE Evo LMGTE Am 3. Giancarlo FISICHELLA									
1	1	2:40.814	1:21.120	35.498	44.196	134.5	2:40.814	26	2	1:38.135	24.370	30.888	42.877	265.4	57:12.337	
2	1	1:45.003	25.691	35.110	44.202	256.5	4:25.817	27	2	1:39.727	24.402	30.749	44.576	266.0	58:52.064	
3	1	1:42.289	25.114	32.522	44.653	260.2	6:08.106	28	2	1:43.404	25.105	31.285	47.014	265.4	1:00:35.468	
4	1	1:43.259	25.818	32.696	44.745	259.6	7:51.365	1	2	2:07.641	50.687	32.302	44.652	139.5	2:07.641	
5	1	1:43.148	25.595	33.345	44.208	259.0	9:34.513	2	2	1:40.375	25.377	31.611	43.387	252.3	3:48.016	
6	1	1:42.474	25.182	32.704	44.588	260.9	11:16.987	3	2	1:40.570	24.982	31.613	43.975	261.5	5:28.586	
7	1	1:43.406	25.303	32.524	45.579	259.0	13:00.393	4	2	1:39.827	24.842	31.340	43.645	261.5	7:08.413	
8	1	1:42.548	25.314	32.772	44.462	259.6	14:42.941	5	2	1:45.133	25.354	31.639	48.140	261.5	8:53.546	
9	1	1:53.450	25.338	33.542	54.570	260.2	16:36.391	6	1	3:25.163	2:06.861	33.350	44.952	138.6	12:18.709	
10	1	3:01.597	1:34.983	36.046	50.568	137.9	19:37.988	7	1	1:43.064	25.649	32.228	45.187	254.7	14:01.773	
11	1	1:41.453	25.283	31.979	44.191	260.9	21:19.441	8	1	1:41.986	25.259	31.915	44.812	261.5	15:43.759	
12	1	1:41.818	25.266	32.352	44.200	259.6	23:01.259	9	1	1:40.782	25.156	31.802	43.824	262.8	17:24.541	
13	1	1:41.147	25.088	32.144	43.915	261.5	24:42.406	10	1	1:40.355	25.129	31.526	43.700	261.5	19:04.896	
14	1	1:41.432	25.176	32.418	43.838	261.5	26:23.838	11	1	1:47.226	25.155	31.487	50.584	261.5	20:52.122	
15	1	1:44.792	25.130	33.866	45.796	260.2	28:08.630	12	1	2:27.239	1:10.792	32.372	44.075	139.7	23:19.361	
16	1	1:41.668	25.230	32.103	44.335	258.4	29:50.298	13	1	1:40.157	24.944	31.897	43.316	263.4	24:59.518	
17	1	1:42.554	25.281	32.210	45.063	259.6	31:32.852	14	1	1:39.941	25.208	31.473	43.260	261.5	26:39.459	
18	1	1:53.603	25.558	33.462	54.583	260.2	33:26.455	15	1	1:39.270	24.736	31.567	42.967	261.5	28:18.729	
19	2	20:42.097	...	32.918	43.678	135.8	54:08.552	16	1	1:41.222	24.966	31.496	44.760	261.5	29:59.951	
20	2	1:39.648	25.046	31.416	43.186	255.9	55:48.200	17	1	1:46.133	24.905	31.526	49.702	261.5	31:46.084	
21	2	1:45.056	24.961	31.253	48.842	260.9	57:33.256	18	3	3:22.044	2:07.254	31.662	43.128	139.7	35:08.128	
22	3	2:42.055	1:27.492	31.164	43.399	138.5	1:00:15.311	19	3	1:38.886	24.785	31.214	42.887	262.1	36:47.014	
<b>64</b> Corvette Racing 1. Tommy MILNER 2. Nick TANDY							Chevrolet Corvette C8.R LMGTE Pro									
20	3	1:39.149	24.779	31.299	43.071	262.1	38:26.163	21	3	1:39.567	25.001	31.296	43.270	262.1	40:05.730	
22	3	1:39.823	24.894	31.515	43.414	262.1	41:45.553	22	3	1:39.823	24.894	31.515	43.414	262.1	41:45.553	





# FIA WEC 6 Hours of Fuji Free Practice 3 Sector Analysis

Lap under Red Flag											Invalidated Lap	Personal Best	Session Best	B Crossing the pit lane	
Lap	D	Time	Sector 1	Sector 2	Sector 3	T. Spd	Elapsed	Lap	D	Time	Sector 1	Sector 2	Sector 3	T. Spd	Elapsed
23	3	1:39.418	24.787	31.436	43.195	262.8	43:24.971	16	2	<b>1:33.040</b>	23.121	<b>28.750</b>	41.169	287.2	33:56.892
24	3	1:43.607	24.848	31.370	47.389	262.1	45:08.578	17	2	1:36.801	24.134	30.025	42.642	288.0	35:33.693
25	3	1:39.498	24.952	31.329	43.217	259.6	46:48.076	18	2	1:39.742	<b>22.833</b>	34.451	42.458	288.8	37:13.435
26	3	1:45.851 B	25.112	31.654	49.085	260.9	48:33.927	19	2	1:38.903 B	23.047	28.798	47.058	288.0	38:52.338
27	2	3:24.004	2:08.484	32.009	43.511	139.2	51:57.931	20	1	3:08.790	1:56.712	30.147	41.931	148.1	42:01.128
28	2	1:39.857	25.051	31.391	43.415	262.1	53:37.788	21	1	1:36.628	23.767	30.288	42.573	261.5	43:37.756
29	2	1:39.472	24.836	31.536	43.100	263.4	55:17.260	22	1	1:36.671	23.694	29.791	43.186	281.2	45:14.427
30	2	1:40.074	25.168	31.621	43.285	262.1	56:57.334	23	1	1:36.598	23.775	30.375	42.448	283.5	46:51.025
31	2	1:39.983	24.910	31.491	43.582	262.8	58:37.317	24	1	1:36.982	23.796	30.547	42.639	280.5	48:28.007
32	2	1:39.222	24.899	31.230	43.093	260.2	1:00:16.539	25	1	1:40.961 B	23.682	29.562	47.717	279.1	50:08.968
<b>77 Dempsey - Proton Racing</b> Porsche 911 RSR - 19															
1.Christian RIED 3.Harry TINCKNELL LMGTE Am															
2.Sebastian PRIAULX															
1	1	22:12.957 B	...	32.619	52.318	138.1	22:12.957	26	1	2:22.772	1:10.839	30.076	41.857	147.7	52:31.740
2	1	2:24.256	1:07.337	32.578	44.341	136.5	24:37.213	27	1	1:36.087	23.516	30.105	42.466	282.7	54:07.827
3	1	1:40.594	25.376	31.427	43.791	260.9	26:17.807	28	1	1:35.507	23.446	29.640	42.421	287.2	55:43.334
4	1	1:40.454	25.161	31.653	43.640	260.9	27:58.261	29	1	1:37.535	23.942	30.850	42.743	260.2	57:20.869
5	1	1:40.875	25.350	31.915	43.610	260.2	29:39.136	30	1	1:35.223	23.522	29.770	41.931	285.0	58:56.092
6	1	1:40.843	24.982	32.115	43.746	260.9	31:19.979	31	1	1:35.013	23.490	29.701	41.822	285.7	1:00:31.105
7	1	1:40.591	25.100	31.574	43.917	260.2	33:00.570	<b>85 Iron Dames</b> Ferrari 488 GTE Evo							
8	1	1:40.511	24.910	31.444	44.157	262.8	34:41.081	1.Rahel FREY 3.Sarah BOVY LMGTE Am							
9	1	1:48.451 B	24.945	31.723	51.783	262.8	36:29.532	2.Michelle GATTING							
10	2	3:30.474	2:13.827	31.941	44.706	136.9	40:00.006	1	1	3:21.722	2:04.721	33.073	43.928	130.1	3:21.722
11	2	1:40.071	24.989	31.385	43.697	261.5	41:40.077	2	1	1:41.433	25.730	31.697	44.006	243.2	5:03.155
12	2	1:42.739	25.129	31.559	46.051	262.1	43:22.816	3	1	1:40.758	25.208	31.766	43.784	260.2	6:43.913
13	2	<b>1:39.644</b>	24.887	31.405	<b>43.352</b>	260.2	45:02.460	4	1	1:46.340 B	25.251	31.844	49.245	261.5	8:30.253
14	2	1:40.357	24.992	31.442	43.923	260.2	46:42.817	5	1	2:55.620	1:40.176	32.187	43.257	135.8	11:25.873
15	2	1:40.462	25.037	<b>31.188</b>	44.237	262.1	48:23.279	6	1	1:39.755	25.090	31.405	43.260	260.2	13:05.628
16	2	1:39.805	<b>24.848</b>	31.304	43.653	261.5	50:03.084	7	1	1:39.836	24.966	31.509	43.361	261.5	14:45.464
17	2	1:45.282 B	25.001	31.597	48.684	260.9	51:48.366	8	1	1:41.653	24.936	32.220	44.497	262.8	16:27.117
18	3	2:54.754	1:38.773	31.865	44.116	137.6	54:43.120	9	1	1:39.796	24.996	31.470	43.330	260.9	18:06.913
19	3	1:40.126	25.137	31.328	43.661	258.4	56:23.246	10	1	1:46.014 B	25.004	31.726	49.284	260.2	19:52.927
20	3	1:40.180	24.938	31.438	43.804	260.2	58:03.426	11	2	2:53.676	1:37.489	32.070	44.117	136.4	22:46.603
21	3	1:40.545	24.952	31.749	43.844	260.2	59:43.971	12	2	1:39.655	<b>24.690</b>	<b>31.185</b>	43.780	263.4	24:26.258
22	3	1:40.997	24.927	31.630	44.440	260.9	1:01:24.968	13	2	<b>1:39.582</b>	24.807	31.312	43.463	261.5	26:05.840
<b>83 AF Corse</b> Oreca 07 - Gibson															
1.François PERRODO 3.Alessio ROVERA LMP2 P/A															
2.Nicklas NIELSEN															
1	3	2:16.757	1:03.806	30.457	42.494	148.1	2:16.757	14	2	1:40.032	24.764	31.666	43.602	260.9	27:45.872
2	3	1:37.358	23.937	30.260	43.161	281.2	3:54.115	15	2	1:40.426	25.009	31.921	43.496	255.3	29:26.298
3	3	1:34.444	23.357	29.306	41.781	282.0	5:28.559	16	2	1:40.317	24.749	31.557	44.011	262.1	31:06.615
4	3	1:33.477	23.225	29.190	41.062	285.7	7:02.036	17	2	1:46.423 B	25.109	31.797	49.517	261.5	32:53.038
5	3	1:33.084	23.239	28.893	<b>40.952</b>	286.5	8:35.120	18	3	2:51.267	1:28.766	33.906	48.595	137.6	35:44.305
6	3	1:33.278	23.330	28.958	40.990	287.2	10:08.398	19	3	1:42.898	25.100	33.219	44.579	262.8	37:27.203
7	3	1:33.119	23.208	28.901	41.010	287.2	11:41.517	20	3	1:41.856	25.103	32.838	43.915	262.1	39:09.059
8	3	1:41.150 B	23.275	29.950	47.925	285.0	13:22.667	21	3	1:41.200	25.128	32.287	43.785	263.4	40:50.259
9	2	2:56.874	1:40.192	29.664	47.018	145.9	16:19.541	22	3	1:40.308	24.862	31.821	43.625	263.4	42:30.567
10	2	1:35.741	23.283	29.620	42.838	287.2	17:55.282	23	3	1:40.666	25.077	32.012	43.577	261.5	44:11.233
11	2	1:34.513	23.420	29.587	41.506	286.5	19:29.795	24	3	1:40.781	25.295	31.955	43.531	260.9	45:52.014
12	2	1:35.497	23.270	29.117	43.110	285.7	21:05.292	25	3	1:47.266 B	25.008	32.157	50.101	262.1	47:39.280
13	2	1:34.053	23.257	29.315	41.481	285.7	22:39.345	26	3	2:37.644	1:19.825	33.672	44.147	136.2	50:16.924
14	2	1:39.094 B	23.251	29.336	46.507	278.4	24:18.439	27	3	1:39.767	24.839	31.661	43.267	259.6	51:56.691
15	2	8:05.413	6:46.684	29.924	48.805	145.7	32:23.852	28	3	1:39.712	24.850	31.621	<b>43.241</b>	261.5	53:36.403
29 3 1:40.067 25.089 31.437 43.541 262.1 55:16.470															
30 3 1:40.260 25.125 31.665 43.470 260.9 56:56.730															
31 3 1:40.968 24.952 31.627 44.389 261.5 58:37.698															
32 3 1:47.336 B 24.884 31.829 50.623 262.8 1:00:25.034															

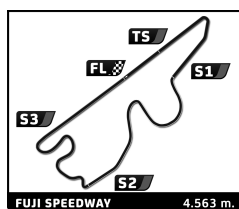


# FIA WEC 6 Hours of Fuji Free Practice 3 Sector Analysis

4.563 m.

Lap under Red Flag   Invalidated Lap   Personal Best   Session Best   Crossing the pit lane

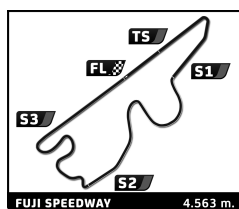
Lap	D	Time	Sector 1	Sector 2	Sector 3	T. Spd	Elapsed	Lap	D	Time	Sector 1	Sector 2	Sector 3	T. Spd	Elapsed	
<b>86</b>	<b>GR Racing</b>							Porsche 911 RSR - 19								
	1. Michael WAINWRIGHT   3. Benjamin BARKER							LMGTE Am								
	2. Riccardo PERA															
	1	2	3:56.444	2:39.685	33.156	43.603	139.9	3:56.444	18	3	1:39.665	24.907	31.605	43.153	262.8	36:51.152
	2	2	1:40.125	24.781	31.818	43.526	262.1	5:36.569	19	3	1:39.816	24.777	31.474	43.565	263.4	38:30.968
	3	2	1:39.936	24.819	31.375	43.742	264.1	7:16.505	20	3	1:39.572	24.806	31.197	43.569	263.4	40:10.540
	4	2	1:39.538	24.847	31.236	43.455	261.5	8:56.043	21	3	1:40.086	24.751	31.361	43.974	264.1	41:50.626
	5	2	1:40.016	25.094	31.529	43.393	240.0	10:36.059	22	3	1:45.230 B	24.778	31.494	48.958	263.4	43:35.856
	6	2	1:45.243 B	25.008	31.890	48.345	262.1	12:21.302	23	1	3:24.349	2:07.464	32.167	44.718	135.5	47:00.205
	7	2	4:06.696	2:48.718	32.980	44.998	140.6	16:27.998	24	1	1:42.332	25.271	32.690	44.371	259.6	48:42.537
	8	2	1:40.056	25.043	31.458	43.555	263.4	18:08.054	25	1	1:42.306	25.438	32.635	44.233	259.6	50:24.843
	9	2	1:39.983	24.887	31.458	43.638	264.1	19:48.037	26	1	1:44.059	25.498	32.629	45.932	260.9	52:08.902
	10	2	1:44.420 B	24.856	31.266	48.298	260.9	21:32.457	27	1	1:42.090	25.286	32.386	44.418	260.9	53:50.992
	11	1	3:14.429	1:56.411	32.992	45.026	108.3	24:46.886	28	1	1:50.038	25.831	35.926	48.281	231.8	55:41.030
	12	1	1:43.228	25.487	32.947	44.794	251.2	26:30.114	29	1	1:43.664	25.436	33.374	44.854	259.6	57:24.694
	13	1	1:43.144	25.391	32.878	44.875	260.9	28:13.258	30	1	1:42.011	25.146	32.267	44.598	262.1	59:06.705
	14	1	1:49.949 B	25.298	32.543	52.108	259.6	30:03.207	31	1	1:43.709	25.492	33.001	45.216	254.1	1:00:50.414
	15	1	3:15.414	1:57.893	33.075	44.446	136.0	33:18.621								
	16	1	1:41.573	25.262	32.205	44.106	262.1	35:00.194								
	17	1	1:41.060	25.074	31.665	44.321	262.8	36:41.254								
	18	1	1:40.390	24.932	31.596	43.862	263.4	38:21.644								
	19	1	1:40.260	24.831	31.613	43.816	264.1	40:01.904								
	20	1	1:41.449	24.765	31.671	45.013	264.7	41:43.353								
	21	1	1:40.140	24.924	31.528	43.688	264.1	43:23.493								
	22	1	1:47.794 B	25.013	31.437	51.344	264.7	45:11.287								
	23	3	3:20.163	2:04.992	31.577	43.594	138.3	48:31.450								
	24	3	1:39.361	24.804	31.275	43.282	261.5	50:10.811								
	25	3	1:41.874	25.063	32.989	43.822	262.1	51:52.685								
	26	3	1:39.622	24.813	31.235	43.574	262.1	53:32.307								
	27	3	1:39.333	24.774	31.235	43.324	262.8	55:11.640								
	28	3	1:39.397	24.815	31.044	43.538	262.8	56:51.037								
29	3	1:39.708	24.834	31.274	43.600	263.4	58:30.745									
30	3	1:39.754	24.814	31.423	43.517	262.1	1:00:10.499									
<b>88</b>	<b>Dempsey - Proton Racing</b>							Porsche 911 RSR - 19								
	1. Fred POORDAD   3. Jan HEYLEN							LMGTE Am								
	2. Patrick LINDSEY															
	1	1	3:44.899	2:22.608	35.685	46.606	136.9	3:44.899								
	2	1	1:47.452	25.921	33.030	48.501	259.0	5:32.351								
	3	1	1:49.965 B	25.628	32.487	51.850	259.6	7:22.316								
	4	1	2:26.294	1:06.793	33.912	45.589	137.4	9:48.610								
	5	1	1:41.264	25.446	31.826	43.992	259.6	11:29.874								
	6	1	1:51.131	25.246	35.127	50.758	260.9	13:21.005								
	7	1	1:41.569	25.339	32.166	44.064	260.9	15:02.574								
	8	1	1:42.135	25.640	32.439	44.056	262.1	16:44.709								
	9	1	1:41.173	25.085	31.966	44.122	263.4	18:25.882								
	10	1	1:51.254 B	25.077	32.180	53.997	261.5	20:17.136								
	11	2	3:10.562	1:53.843	32.590	44.129	137.9	23:27.698								
	12	2	1:40.350	25.146	31.439	43.765	260.9	25:08.048								
	13	2	1:40.267	24.962	31.339	43.966	262.8	26:48.315								
	14	2	1:40.093	24.851	31.377	43.865	262.8	28:28.408								
15	2	1:39.977	24.864	31.353	43.760	264.7	30:08.385									
16	2	1:44.931 B	24.997	31.226	48.708	262.8	31:53.316									
17	3	3:18.171	2:02.502	31.514	44.155	138.8	35:11.487									
<b>91</b>	<b>Porsche GT Team</b>							Porsche 911 RSR - 19								
	1. Gianmaria BRUNI							LMGTE Pro								
	2. Richard LIETZ															
	1	1	3:38.278	2:23.367	31.742	43.169	139.0	3:38.278								
	2	1	1:36.883	24.223	30.405	42.255	270.0	5:15.161								
	3	1	1:50.637 B	24.299	35.679	50.659	270.7	7:05.798								
	4	1	10:49.161	9:33.528	32.276	43.357	134.3	17:54.959								
	5	1	1:39.402	24.956	31.413	43.033	259.6	19:34.361								
	6	1	1:38.907	24.834	31.120	42.953	254.1	21:13.268								
	7	1	1:38.598	24.567	30.735	43.296	262.8	22:51.866								
	8	1	1:38.291	24.565	30.900	42.826	266.0	24:30.157								
	9	1	1:37.938	24.451	30.835	42.652	268.0	26:08.095								
	10	1	1:37.997	24.377	31.020	42.600	268.7	27:46.092								
	11	1	1:39.096	24.473	31.477	43.146	268.7	29:25.188								
	12	1	1:38.056	24.584	30.761	42.711	267.3	31:03.244								
	13	1	1:38.925	24.450	31.166	43.309	267.3	32:42.169								
	14	1	1:38.477	24.630	30.900	42.947	264.1	34:20.646								
15	1	1:38.475	24.757	30.891	42.827	268.0	35:59.121									
16	1	1:38.894	24.414	30.999	43.481	267.3	37:38.015									
17	1	1:39.022	24.407	31.473	43.142	268.7	39:17.037									
18	1	1:38.024	24.468	30.777	42.779	268.0	40:55.061									
19	1	1:38.620	24.456	31.049	43.115	268.7	42:33.681									
20	1	1:38.058	24.370	30.917	42.771	266.0	44:11.739									
21	1	1:38.174	24.517	30.824	42.833	268.7	45:49.913									
22	1	1:38.749	24.426	30.803	43.520	268.7	47:28.662									
23	1	1:38.722	24.486	31.136	43.100	268.0	49:07.384									
24	1	1:37.988	24.396	30.768	42.824	266.7	50:45.372									
25	1	1:40.128	24.804	31.851	43.473	267.3	52:25.500									
26	1	1:38.758	24.573	31.086	43.099	268.0	54:04.258									
27	1	1:38.390	24.535	30.840	43.015	266.0	55:42.648									
28	1	1:39.667	24.788	31.593	43.286	267.3	57:22.315									
29	1	1:38.063	24.488	30.867	42.708	267.3	59:00.378									
30	1	1:38.083	24.520	30.826	42.737	267.3	1:00:38.461									
<b>92</b>	<b>Porsche GT Team</b>							Porsche 911 RSR - 19								
	1. Michael CHRISTENSEN							LMGTE Pro								
	2. Kevin ESTRE															
1	1	4:03.066	2:48.307	31.267	43.492	140.6	4:03.066									
2	1	1:37.744	24.417	30.730	42.597	266.0	5:40.810									
3	1	1:37.907	24.319	30.496	43.092	266.7	7:18.717									



# FIA WEC 6 Hours of Fuji Free Practice 3

## Sector Analysis

Lap under Red Flag											Invalidated Lap	Personal Best	Session Best	B Crossing the pit lane	
Lap	D	Time	Sector 1	Sector 2	Sector 3	T. Spd	Elapsed	Lap	D	Time	Sector 1	Sector 2	Sector 3	T. Spd	Elapsed
4	1	1:37.697	24.501	30.666	42.530	268.0	8:56.414	23	1	3:34.567	2:24.793	29.175	40.599	122.7	41:19.155
5	1	1:37.784	24.339	30.717	42.728	267.3	10:34.198	24	1	1:31.766	22.598	28.971	40.197		42:50.921
6	1	1:37.736	24.413	30.721	42.602	265.4	12:11.934	25	1	1:32.900	23.053	29.170	40.677	272.7	44:23.821
7	1	1:37.918	24.373	30.696	42.849	266.0	13:49.852	26	1	1:32.137	22.777	28.837	40.523	270.7	45:55.958
8	1	1:38.041	24.433	30.728	42.880	265.4	15:27.893	27	1	1:32.420	22.730	29.026	40.664	268.7	47:28.378
9	1	1:38.414	24.416	31.026	42.972	267.3	17:06.307	28	1	1:32.628	22.661	28.901	41.066	275.5	49:01.006
10	1	1:38.105	24.452	30.813	42.840	257.8	18:44.412	29	1	1:32.309	22.635	28.860	40.814	272.0	50:33.315
11	1	1:38.087	24.509	30.742	42.836	257.1	20:22.499	30	1	1:32.573	22.684	28.854	41.035	278.4	52:05.888
12	1	1:38.461	24.571	30.805	43.085	259.0	22:00.960	31	1	1:31.822	22.473	28.829	40.520	282.0	53:37.710
13	1	1:38.820	24.489	31.054	43.277	259.6	23:39.780	32	1	1:32.059	22.570	28.954	40.535	283.5	55:09.769
14	1	1:38.122	24.527	30.754	42.841	259.0	25:17.902	33	1	1:38.687 B	22.624	28.800	47.263	280.5	56:48.456
15	1	1:38.276	24.468	30.892	42.916	260.2	26:56.178	34	3	3:08.682 B	1:52.592	29.609	46.481	150.6	59:57.138
16	1	1:37.901	24.415	30.768	42.718	260.9	28:34.079	<b>94 Peugeot TotalEnergies</b>							Peugeot 9X8
17	1	1:38.371	24.502	30.722	43.147	257.8	30:12.450	1.Loic DUVAL							HYPERCAR H
18	1	1:43.298 B	24.415	31.333	47.550	267.3	31:55.748	2.Gustavo MENEZES							
19	1	8:24.977	7:11.090	30.999	42.888	140.1	40:20.725	1	1	3:03.137	1:49.610	31.974	41.553	141.4	3:03.137
20	1	1:38.540	24.636	30.977	42.927	255.9	41:59.265	2	1	1:42.986	26.366	33.742	42.878	305.9	4:46.123
21	1	1:38.326	24.483	30.762	43.081	259.0	43:37.591	3	1	1:34.713	22.313	28.333	44.067	301.7	6:20.836
22	1	1:38.538	24.654	30.768	43.116	263.4	45:16.129	4	1	1:31.253	22.108	28.866	40.279	307.7	7:52.089
23	1	1:38.703	24.665	30.917	43.121	262.1	46:54.832	5	1	1:30.828	22.065	28.465	40.298	310.3	9:22.917
24	1	1:38.425	24.482	30.861	43.082	262.8	48:33.257	6	1	1:31.371	22.210	28.581	40.580	314.0	10:54.288
25	1	1:38.501	24.518	30.906	43.077	262.1	50:11.758	7	1	1:31.890	22.318	28.855	40.717	305.9	12:26.178
26	1	1:38.820	24.751	30.971	43.098	263.4	51:50.578	8	1	1:38.067 B	22.546	28.802	46.719	305.9	14:04.245
27	1	1:38.775	24.637	30.866	43.272	257.1	53:29.353	9	2	4:39.346	3:29.513	29.145	40.688	155.4	18:43.591
28	1	1:39.442	24.915	31.431	43.096	255.9	55:08.795	10	2	1:32.241	22.436	28.959	40.846	299.2	20:15.832
29	1	1:38.813	24.704	31.070	43.039	255.9	56:47.608	11	2	1:33.063	22.488	29.596	40.979	301.7	21:48.895
30	1	1:39.520	24.753	30.956	43.811	257.8	58:27.128	12	2	1:33.737	22.661	29.555	41.521	280.5	23:22.632
31	1	1:38.792	24.675	31.012	43.105	257.8	1:00:05.920	13	2	1:32.961	22.972	29.170	40.819	268.7	24:55.593
<b>93 Peugeot TotalEnergies</b>							Peugeot 9X8								
1.Paul DI RESTA							HYPERCAR H								
2.Mikkel JENSEN															
3.Jean-Eric VERGNE															
1	3	3:16.820	2:01.058	32.142	43.620	149.0	3:16.820	14	2	1:33.740	22.940	29.342	41.458	281.2	26:29.333
2	3	1:30.510	22.275	28.373	39.862	300.8	4:47.330	15	2	1:32.913	22.976	29.282	40.655	280.5	28:02.246
3	3	1:34.697	22.297	29.984	42.416	276.9	6:22.027	16	2	1:32.357	22.520	29.285	40.552	278.4	29:34.603
4	3	1:33.220	22.121	28.502	42.597	291.1	7:55.247	17	2	1:32.273	22.527	28.504	41.242	273.4	31:06.876
5	3	1:31.234	22.466	28.969	39.799	296.7	9:26.481	18	2	1:32.649	22.738	28.912	40.999	278.4	32:39.525
6	3	1:30.773	22.119	28.452	40.202	304.2	10:57.254	19	2	1:32.354	22.482	29.158	40.714	283.5	34:11.879
7	3	1:30.901	22.258	28.684	39.959	291.9	12:28.155	20	2	1:32.275	22.519	28.935	40.821	290.3	35:44.154
8	3	1:37.831 B	22.279	28.881	46.671	283.5	14:05.986	21	2	1:32.492	22.213	29.321	40.958	292.7	37:16.646
9	2	3:35.409	2:25.436	29.175	40.798	151.5	17:41.395	22	2	1:42.005 B	22.483	29.488	50.034	284.2	38:58.651
10	2	1:32.426	22.699	28.711	41.016	276.9	19:13.821	23	3	8:19.640	7:07.595	30.303	41.742	152.3	47:18.291
11	2	1:31.325	22.340	28.567	40.418	284.2	20:45.146	24	3	1:33.265	22.709	29.428	41.128	276.2	48:51.556
12	2	1:31.940	22.483	28.663	40.794	285.0	22:17.086	25	3	1:33.151	22.742	29.185	41.224	279.8	50:24.707
13	2	1:31.828	22.385	29.000	40.443	288.0	23:48.914	26	3	1:33.471	22.645	29.171	41.655	286.5	51:58.178
14	2	1:31.451	22.367	28.576	40.508	288.8	25:20.365	27	3	1:33.032	22.790	29.153	41.089	282.0	53:31.210
15	2	1:31.774	22.466	28.700	40.608	291.9	26:52.139	28	3	1:32.972	22.814	29.019	41.139	283.5	55:04.182
16	2	1:31.768	22.420	28.932	40.416	288.8	28:23.907	29	3	1:33.314	22.842	29.451	41.021	273.4	56:37.496
17	2	1:32.687	22.450	29.123	41.114	295.9	29:56.594	30	3	1:33.031	22.778	29.148	41.105	275.5	58:10.527
18	2	1:31.878	22.454	28.765	40.659	289.5	31:28.472	31	3	1:34.039	22.810	29.643	41.586	279.1	59:44.566
19	2	1:31.884	22.519	28.925	40.440	282.7	33:00.356	32	3	1:32.736	22.532	28.949	41.255	285.7	1:01:17.302
20	2	1:31.628	22.582	28.583	40.463	279.8	34:31.984	<b>98 Northwest AMR</b>							Aston Martin Vantage AMR
21	2	1:34.940	22.471	28.579	43.890	281.2	36:06.924	1.Paul DALLA LANA							LMGTE Am
22	2	1:37.664 B	22.581	28.981	46.102	279.8	37:44.588	2.David PITTARD							
								1	1	2:39.624	1:23.091	32.374	44.159	136.7	2:39.624
								2	1	1:49.870 B	25.694	31.504	52.672	257.1	4:29.494
								3	1	3:41.630	2:22.887	34.750	43.993	138.8	8:11.124



# FIA WEC 6 Hours of Fuji Free Practice 3

## Sector Analysis

Lap	D	Time	Sector 1	Sector 2	Sector 3	T. Spd	Elapsed	Lap	D	Time	Sector 1	Sector 2	Sector 3	T. Spd	Elapsed
4	1	1:41.776	25.451	31.892	44.433	257.8	9:52.900	27	3	3:33.318	2:16.888	32.177	44.253	139.9	52:48.276
5	1	1:41.321	25.636	31.722	43.963	258.4	11:34.221	28	3	1:40.161	25.185	31.579	43.397	262.1	54:28.437
6	1	1:41.348	25.400	31.996	43.952	253.5	13:15.569	29	3	1:39.629	24.760	31.627	43.242	260.9	56:08.066
7	1	1:41.224	25.081	32.205	43.938	260.2	14:56.793	30	3	1:39.758	24.739	31.641	43.378	260.2	57:47.824
8	1	1:40.587	25.136	31.737	43.714	259.0	16:37.380	31	3	1:40.014	24.804	31.694	43.516	262.1	59:27.838
9	1	1:51.048	25.136	36.867	49.045	259.0	18:28.428	32	3	1:39.589	24.744	31.590	43.255	262.1	1:01:07.427
10	1	5:08.178	3:46.314	31.971	49.893	140.1	23:36.606								
11	1	7:22.006	5:59.041	32.734	50.231	137.9	30:58.612								
12	1	2:45.251	1:29.006	32.187	44.058	124.7	33:43.863								
13	1	1:40.797	25.233	31.777	43.787	257.1	35:24.660								
14	1	1:40.262	25.049	31.679	43.534	259.0	37:04.922								
15	1	1:43.405	25.415	32.656	45.334	259.0	38:48.327								
16	1	1:46.318	25.205	31.701	49.412	260.2	40:34.645								
17	3	4:11.130	2:54.216	31.963	44.951	135.5	44:45.775								
18	3	1:40.220	25.176	31.493	43.551	257.1	46:25.995								
19	3	1:40.611	25.198	31.801	43.612	256.5	48:06.606								
20	3	1:39.953	24.888	31.387	43.678	258.4	49:46.559								
21	3	1:39.570	24.908	31.355	43.307	259.0	51:26.129								
22	3	1:39.917	25.026	31.401	43.490	259.0	53:06.046								
23	3	1:41.884	24.949	31.329	45.606	260.9	54:47.930								
24	3	1:39.787	24.938	31.396	43.453	258.4	56:27.717								
25	3	1:39.994	24.903	31.405	43.686	259.0	58:07.711								
26	3	1:40.925	24.929	31.562	44.434	259.6	59:48.636								
27	3	1:39.587	24.823	31.383	43.381	260.2	1:01:28.223								

<b>777</b>	<b>D'Station Racing</b>			Aston Martin Vantage AMR		
	1.Satoshi HOSHINO	3.Charles FAGG	LMGTE Am			
	2.Tomonobu FUJII					

1	3	2:18.853	1:01.111	32.115	45.627	139.7	2:18.853
2	3	1:40.066	25.146	31.574	43.346	260.9	3:58.919
3	3	1:39.907	24.835	31.718	43.354	264.1	5:38.826
4	3	1:39.489	24.850	31.209	43.430	262.1	7:18.315
5	3	1:40.011	25.243	31.392	43.376	262.8	8:58.326
6	3	1:39.694	24.801	31.575	43.318	262.8	10:38.020
7	3	1:40.097	24.869	31.653	43.575	262.1	12:18.117
8	3	1:39.834	24.823	31.575	43.436	261.5	13:57.951
9	3	1:39.658	24.763	31.543	43.352	262.8	15:37.609
10	3	1:39.749	24.698	31.931	43.120	264.1	17:17.358
11	3	1:45.243	24.699	31.734	48.810	261.5	19:02.601
12	1	3:09.822	1:52.448	33.193	44.181	141.5	22:12.423
13	1	1:41.501	25.353	32.123	44.025	258.4	23:53.924
14	1	1:41.178	25.229	31.900	44.049	260.9	25:35.102
15	1	1:40.098	24.887	31.600	43.611	260.9	27:15.200
16	1	1:40.228	25.108	31.522	43.598	260.9	28:55.428
17	1	1:40.162	24.986	31.592	43.584	261.5	30:35.590
18	1	1:40.874	24.850	32.087	43.937	260.2	32:16.464
19	1	1:42.486	24.891	32.080	45.515	260.2	33:58.950
20	1	1:49.089	25.396	32.343	51.350	264.1	35:48.039
21	2	5:00.065	3:44.412	31.836	43.817	135.3	40:48.104
22	2	1:39.690	24.732	31.563	43.395	261.5	42:27.794
23	2	1:39.513	24.728	31.387	43.398	259.6	44:07.307
24	2	1:39.829	24.892	31.398	43.539	260.2	45:47.136
25	2	1:40.360	24.938	31.641	43.781	260.2	47:27.496
26	2	1:47.462	25.132	32.294	50.036	258.4	49:14.958