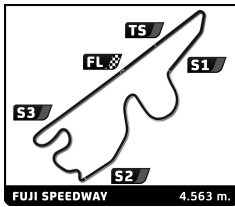


FIA WEC 6 Hours of Fuji Race

Pit Stop Analysis

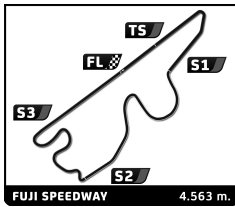
No	In Time	In Driver	Out Time	Out Driver	Pit Time	T. Pit Time	No	In Time	In Driver	Out Time	Out Driver	Pit Time	T. Pit Time				
1	Richard Mille Racing Team						LMP2										
	Oreca 07 - Gibson																
	1	11:40:51.423	L. WADOUX	11:42:00.892	L. WADOUX	1:09.469		1:09.469	4	15:09:40.098	S. MANN	15:10:59.944	T. VILANDER	1:19.846	5:16.626		
	2	12:25:06.401	L. WADOUX	12:26:30.919	P. CHATIN	1:24.518		2:33.987	5	16:16:05.208	T. VILANDER	16:17:16.052	T. VILANDER	1:10.844	6:27.470		
	3	13:08:55.647	P. CHATIN	13:10:04.285	P. CHATIN	1:08.638		3:42.625	22 United Autosports USA								
	4	13:51:02.931	P. CHATIN	13:52:26.505	C. MILESI	1:23.574		5:06.199	Oreca 07 - Gibson								
	5	14:33:08.745	C. MILESI	14:34:20.051	C. MILESI	1:11.306		6:17.505	LMP2								
	6	15:16:54.710	C. MILESI	15:18:16.716	P. CHATIN	1:22.006		7:39.511	1	11:39:10.583	W. OWEN	11:40:19.603	W. OWEN	1:09.020	1:09.020		
	7	16:00:57.159	P. CHATIN	16:02:06.833	P. CHATIN	1:09.674		8:49.185	2	12:23:27.643	W. OWEN	12:24:49.883	F. ALBUQUERQUE	1:22.240	2:31.260		
8	16:27:21.869	P. CHATIN	16:28:18.758	P. CHATIN	56.889	9:46.074	3	13:07:14.522	F. ALBUQUERQUE	13:08:24.830	F. ALBUQUERQUE	1:10.308	3:41.568				
7	Toyota Gazoo Racing						HYPERCAR H										
	Toyota GR010 HYBRID																
	1	11:56:09.671	K. KOBAYASHI	11:57:24.362	K. KOBAYASHI	1:14.691		1:14.691	4	13:50:59.487	F. ALBUQUERQUE	13:52:25.783	P. HANSON	1:26.296	5:07.864		
	2	12:57:19.337	K. KOBAYASHI	12:58:39.873	J. LOPEZ	1:20.536		2:35.227	5	14:34:43.207	P. HANSON	14:35:53.769	P. HANSON	1:10.562	6:18.426		
	3	13:58:20.949	J. LOPEZ	13:59:29.398	J. LOPEZ	1:08.449		3:43.676	6	15:18:29.563	P. HANSON	15:19:56.669	F. ALBUQUERQUE	1:27.106	7:45.532		
	4	14:59:39.794	J. LOPEZ	15:01:00.043	M. CONWAY	1:20.249		5:03.925	7	16:00:29.160	F. ALBUQUERQUE	16:01:38.878	F. ALBUQUERQUE	1:09.718	8:55.250		
5	16:00:53.995	M. CONWAY	16:02:02.634	M. CONWAY	1:08.639	6:12.564	8	16:44:03.556	F. ALBUQUERQUE	16:44:54.006	F. ALBUQUERQUE	50.450	9:45.700				
8	Toyota Gazoo Racing						HYPERCAR H										
	Toyota GR010 HYBRID																
	1	11:57:44.893	S. BUEMI	11:59:01.255	S. BUEMI	1:16.362		1:16.362	23 United Autosports USA								
	2	12:58:45.728	S. BUEMI	13:00:05.214	B. HARTLEY	1:19.486		2:35.848	Oreca 07 - Gibson								
	3	13:59:42.482	B. HARTLEY	14:00:50.036	B. HARTLEY	1:07.554		3:43.402	LMP2								
	4	15:00:37.896	B. HARTLEY	15:01:56.147	R. HIRAKAWA	1:18.251		5:01.653	1	11:40:45.009	J. PIERSON	11:41:53.949	J. PIERSON	1:08.940	1:08.940		
5	16:01:35.466	R. HIRAKAWA	16:02:42.528	R. HIRAKAWA	1:07.062	6:08.715	2	12:24:58.006	J. PIERSON	12:26:19.579	A. LYNN	1:21.573	2:30.513				
9	Prema Orlen Team						LMP2										
	Oreca 07 - Gibson																
	1	11:40:39.441	L. DELETRAZ	11:41:48.750	L. DELETRAZ	1:09.309		1:09.309	3	13:07:08.022	A. LYNN	13:08:16.575	A. LYNN	1:08.553	3:39.066		
	2	12:26:18.992	L. DELETRAZ	12:27:40.268	L. COLOMBO	1:21.276		2:30.585	4	13:50:50.908	A. LYNN	13:52:13.604	O. JARVIS	1:22.696	5:01.762		
	3	13:11:34.539	L. COLOMBO	13:12:42.936	L. COLOMBO	1:08.397		3:38.982	5	14:34:32.237	O. JARVIS	14:35:41.281	O. JARVIS	1:09.044	6:10.806		
	4	13:56:46.883	L. COLOMBO	13:58:11.059	R. KUBICA	1:24.176		5:03.158	6	15:18:13.882	O. JARVIS	15:19:37.832	A. LYNN	1:23.950	7:34.756		
	5	14:42:08.386	R. KUBICA	14:43:17.141	R. KUBICA	1:08.755		6:11.913	7	16:00:07.224	A. LYNN	16:01:15.186	A. LYNN	1:07.962	8:42.718		
	6	15:25:49.083	R. KUBICA	15:27:11.942	L. DELETRAZ	1:22.859		7:34.772	8	16:41:54.621	A. LYNN	16:42:44.187	A. LYNN	49.566	9:32.284		
	7	16:11:02.750	L. DELETRAZ	16:12:12.827	L. DELETRAZ	1:10.077		8:44.849	28 JOTA								
8	16:54:41.234	L. DELETRAZ	16:55:21.561	L. DELETRAZ	40.327	9:25.176	Oreca 07 - Gibson										
												LMP2					
10	Vector Sport						LMP2										
	Oreca 07 - Gibson																
	1	11:40:58.386	R. CULLEN	11:42:05.219	R. CULLEN	1:06.833		1:06.833	1	11:39:03.457	J. ABERDEIN	11:40:12.159	J. ABERDEIN	1:08.702	1:08.702		
	2	12:25:19.698	R. CULLEN	12:26:48.039	S. BOURDAIS	1:28.341		2:35.174	2	12:23:01.557	J. ABERDEIN	12:24:25.805	E. JONES	1:24.248	2:32.950		
	3	13:09:17.058	S. BOURDAIS	13:10:23.190	S. BOURDAIS	1:06.132		3:41.306	3	13:06:42.043	E. JONES	13:07:52.739	E. JONES	1:10.696	3:43.646		
	4	13:54:55.062	S. BOURDAIS	13:56:40.984	R. VAN DER ZANDE	1:45.922		5:27.228	4	13:50:24.712	E. JONES	13:51:47.143	J. ABERDEIN	1:22.431	5:06.077		
	5	14:39:10.632	R. VAN DER ZANDE	14:40:18.554	R. VAN DER ZANDE	1:07.922		6:35.150	5	14:33:47.718	J. ABERDEIN	14:34:58.042	J. ABERDEIN	1:10.324	6:16.401		
	6	15:23:00.205	R. VAN DER ZANDE	15:24:22.125	S. BOURDAIS	1:21.920		7:57.070	6	15:17:34.103	J. ABERDEIN	15:18:57.707	O. RASMUSSEN	1:23.604	7:40.005		
	7	16:06:31.865	S. BOURDAIS	16:07:40.364	S. BOURDAIS	1:08.499		9:05.569	7	16:01:08.015	O. RASMUSSEN	16:02:18.276	O. RASMUSSEN	1:10.261	8:50.266		
	8	16:50:04.342	S. BOURDAIS	16:50:48.555	S. BOURDAIS	44.213		9:49.782	8	16:41:41.743	O. RASMUSSEN	16:42:31.034	O. RASMUSSEN	49.291	9:39.557		
21	AF Corse						LMGTE Am										
	Ferrari 488 GTE Evo																
	1	12:08:11.952	C. ULRICH	12:09:32.788	C. ULRICH	1:20.836		1:20.836	31 WRT								
	2	12:52:12.809	C. ULRICH	12:53:27.020	S. MANN	1:14.211		2:35.047	Oreca 07 - Gibson								
3	14:00:52.475	S. MANN	14:02:14.208	S. MANN	1:21.733	3:56.780	LMP2										
22	United Autosports USA						LMP2										
	Oreca 07 - Gibson																
	1	11:40:32.913	S. GELAE	11:41:41.952	S. GELAE	1:09.039		1:09.039	33 TF Sport								
	2	12:24:42.179	S. GELAE	12:26:03.574	R. FRIJNS	1:21.395		2:30.434	Aston Martin Vantage AMR								
	3	13:08:15.160	R. FRIJNS	13:09:23.066	R. FRIJNS	1:07.906		3:38.340	LMGTE Am								
	4	13:51:41.263	R. FRIJNS	13:53:10.518	D. VANTHOOR	1:29.255		5:07.595	1	12:03:41.542	B. KEATING	12:05:04.094	B. KEATING	1:22.552	1:22.552		
	5	14:35:19.243	D. VANTHOOR	14:36:28.383	D. VANTHOOR	1:09.140		6:16.735	2	13:10:42.444	B. KEATING	13:12:05.994	H. CHAVES	1:23.550	2:46.102		
	6	15:18:43.695	D. VANTHOOR	15:20:07.936	R. FRIJNS	1:24.241		7:40.976	3	14:17:13.080	H. CHAVES	14:18:37.854	H. CHAVES	1:24.774	4:10.876		
	7	16:02:15.215	R. FRIJNS	16:03:23.413	R. FRIJNS	1:08.198		8:49.174	4	15:23:34.326	H. CHAVES	15:24:57.997	M. SORENSEN	1:23.671	5:34.547		
	8	16:45:41.665	R. FRIJNS	16:46:30.159	R. FRIJNS	48.494		9:37.668	5	16:26:27.068	M. SORENSEN	16:27:34.790	M. SORENSEN	1:07.722	6:42.269		



FIA WEC 6 Hours of Fuji Race

Pit Stop Analysis

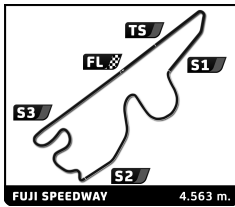
No	In Time	In Driver	Out Time	Out Driver	Pit Time	T. Pit Time	No	In Time	In Driver	Out Time	Out Driver	Pit Time	T. Pit Time				
34	Inter Europol Competition						LMP2	45	Algarve Pro Racing						LMP2 P/A		
	Oreca 07 - Gibson								Oreca 07 - Gibson								
	1	11:40:50.105	E. GUTIERREZ	11:41:58.808	E. GUTIERREZ	1:08.703			1:08.703	1	11:01:59.692	S. THOMAS	11:33:59.344	S. THOMAS		31:59.652	31:59.652
	2	12:25:01.064	E. GUTIERREZ	12:26:09.845	E. GUTIERREZ	1:08.781			2:17.484	2	11:38:57.334	S. THOMAS	11:40:34.037	S. THOMAS		1:36.703	33:36.355
	3	13:03:05.672	E. GUTIERREZ	13:04:27.059	J. SMIECHOWSKI	1:21.387			3:38.871	3	12:19:29.818	S. THOMAS	12:20:43.763	S. THOMAS		1:13.945	34:50.300
	4	13:44:28.284	J. SMIECHOWSKI	13:45:17.466	J. SMIECHOWSKI	49.182			4:28.053	4	13:04:40.705	S. THOMAS	13:06:06.633	R. BINDER		1:25.928	36:16.228
	5	14:07:38.682	J. SMIECHOWSKI	14:09:03.354	A. BRUNDLE	1:24.672			5:52.725	5	13:49:07.760	R. BINDER	13:50:25.517	R. BINDER		1:17.757	37:33.985
	6	14:51:41.443	A. BRUNDLE	14:52:50.241	A. BRUNDLE	1:08.798			7:01.523	6	14:22:14.526	R. BINDER	14:23:32.009	J. ALLEN		1:17.483	38:51.468
	7	15:35:54.632	A. BRUNDLE	15:37:18.680	E. GUTIERREZ	1:24.048			8:25.571	7	15:06:07.780	J. ALLEN	15:07:17.935	J. ALLEN		1:10.155	40:01.623
8	16:19:41.359	E. GUTIERREZ	16:20:53.249	E. GUTIERREZ	1:11.890	9:37.461	8	15:50:06.883	J. ALLEN	15:51:29.274	R. BINDER	1:22.391	41:24.014				
9							9	16:34:39.104	R. BINDER	16:35:58.783	R. BINDER	1:19.679	42:43.693				
35	Ultimate						LMP2 P/A	46	Team Project 1						LMGTE Am		
	Oreca 07 - Gibson								Porsche 911 RSR - 19								
	1	11:41:20.933	F. HERIAU	11:42:30.447	F. HERIAU	1:09.514			1:09.514	1	11:59:15.018	N. LEUTWILER	12:00:34.595	N. LEUTWILER		1:19.577	1:19.577
	2	12:26:15.014	F. HERIAU	12:27:38.539	M. LAHAYE	1:23.525			2:33.039	2	12:51:47.002	N. LEUTWILER	12:53:01.845	M. PEDERSEN		1:14.843	2:34.420
	3	13:10:39.349	M. LAHAYE	13:11:49.485	M. LAHAYE	1:10.136			3:43.175	3	13:55:25.106	M. PEDERSEN	13:56:47.410	M. PEDERSEN		1:22.304	3:56.724
	4	13:54:46.109	M. LAHAYE	13:56:16.789	J. LAHAYE	1:30.680			5:13.855	4	14:48:30.366	M. PEDERSEN	14:49:48.356	M. CAIROLI		1:17.990	5:14.714
	5	14:38:54.436	J. LAHAYE	14:40:03.352	J. LAHAYE	1:08.916			6:22.771	5	15:54:44.558	M. CAIROLI	15:56:08.933	M. CAIROLI		1:24.375	6:39.089
	6	14:46:27.119	J. LAHAYE	14:47:13.891	J. LAHAYE	46.772			7:09.543								
	7	15:30:15.373	J. LAHAYE	15:31:38.989	M. LAHAYE	1:23.616			8:33.159								
8	16:16:07.281	M. LAHAYE	16:17:16.864	M. LAHAYE	1:09.583	9:42.742											
36	Alpine ELF Team						HYPERCAR	51	AF Corse						LMGTE Pro		
	Alpine A480 - Gibson								Ferrari 488 GTE Evo								
	1	11:54:59.001	A. NEGRÃO	11:56:09.319	A. NEGRÃO	1:10.318			1:10.318	1	12:10:18.973	J. CALADO	12:11:36.008	J. CALADO		1:17.035	1:17.035
	2	12:51:57.684	A. NEGRÃO	12:53:20.194	N. LAPIERRE	1:22.510			2:32.828	2	13:24:01.829	J. CALADO	13:25:21.241	A. PIER GUIDI		1:19.412	2:36.447
	3	13:50:05.458	N. LAPIERRE	13:51:15.231	N. LAPIERRE	1:09.773			3:42.601	3	14:39:07.792	A. PIER GUIDI	14:40:21.893	A. PIER GUIDI		1:14.101	3:50.548
	4	14:48:27.235	N. LAPIERRE	14:49:50.058	M. VAXIVIERE	1:22.823			5:05.424	4	15:54:15.036	A. PIER GUIDI	15:55:33.859	J. CALADO		1:18.823	5:09.371
	5	15:43:40.341	M. VAXIVIERE	15:45:09.874	M. VAXIVIERE	1:29.533			6:34.957								
6	16:39:16.280	M. VAXIVIERE	16:40:07.644	M. VAXIVIERE	51.364	7:26.321											
38	JOTA						LMP2	52	AF Corse						LMGTE Pro		
	Oreca 07 - Gibson								Ferrari 488 GTE Evo								
	1	11:40:38.914	R. GONZALEZ	11:41:49.297	R. GONZALEZ	1:10.383			1:10.383	1	12:08:43.069	M. MOLINA	12:09:59.932	M. MOLINA		1:16.863	1:16.863
	2	12:24:45.524	R. GONZALEZ	12:26:07.185	W. STEVENS	1:21.661			2:32.044	2	13:22:28.431	M. MOLINA	13:23:46.284	A. FUOCO		1:17.853	2:34.716
	3	13:10:01.383	W. STEVENS	13:11:10.824	W. STEVENS	1:09.441			3:41.485	3	14:37:30.167	A. FUOCO	14:38:45.409	A. FUOCO		1:15.242	3:49.958
	4	13:55:14.791	W. STEVENS	13:56:35.672	A. DA COSTA	1:20.881			5:02.366	4	15:52:31.699	A. FUOCO	15:53:53.014	A. FUOCO		1:21.315	5:11.273
	5	14:40:15.698	A. DA COSTA	14:41:24.398	A. DA COSTA	1:08.700			6:11.066								
	6	15:25:10.515	A. DA COSTA	15:26:31.138	W. STEVENS	1:20.623			7:31.689								
	7	16:10:17.021	W. STEVENS	16:11:25.155	W. STEVENS	1:08.134			8:39.823								
8	16:55:26.507	W. STEVENS	16:56:05.868	W. STEVENS	39.361	9:19.184											
41	Realteam by WRT						LMP2	54	AF Corse						LMGTE Am		
	Oreca 07 - Gibson								Ferrari 488 GTE Evo								
	1	11:39:14.818	R. ANDRADE	11:40:22.646	R. ANDRADE	1:07.828			1:07.828	1	12:07:28.069	T. FLOHR	12:08:53.822	F. CASTELLACCI		1:25.753	1:25.753
	2	12:17:02.796	R. ANDRADE	12:18:18.940	N. NATO	1:16.144			2:23.972	2	13:14:06.999	F. CASTELLACCI	13:15:31.340	T. FLOHR		1:24.341	2:50.094
	3	13:00:43.578	N. NATO	13:01:50.813	N. NATO	1:07.235			3:31.207	3	13:57:56.269	T. FLOHR	13:59:36.066	D. RIGON		1:39.797	4:29.891
	4	13:44:21.982	N. NATO	13:45:43.197	F. HABSBUURG	1:21.215			4:52.422	4	15:05:54.952	D. RIGON	15:07:17.356	F. CASTELLACCI		1:22.404	5:52.295
	5	14:28:07.218	F. HABSBUURG	14:29:14.036	F. HABSBUURG	1:06.818			5:59.240	5	15:57:32.401	F. CASTELLACCI	15:58:46.873	D. RIGON		1:14.472	7:06.767
	6	15:11:37.576	F. HABSBUURG	15:12:57.313	N. NATO	1:19.737			7:18.977								
	7	15:55:10.612	N. NATO	15:56:29.641	N. NATO	1:19.029			8:38.006								
8	16:38:33.204	N. NATO	16:39:26.783	N. NATO	53.579	9:31.585											
56	Team Project 1						LMGTE Am	60	Iron Lynx						LMGTE Am		
	Porsche 911 RSR - 19								Ferrari 488 GTE Evo								
	1	12:07:58.820	T. KIMURA	12:09:21.339	T. KIMURA	1:22.519			1:22.519	1	11:34:51.095	C. SCHIAVONI	11:36:02.264	C. SCHIAVONI		1:11.169	1:11.169
	2	12:50:17.554	T. KIMURA	12:51:28.561	O. MILLROY	1:11.007			2:33.526	2	12:47:26.803	C. SCHIAVONI	12:48:48.061	M. CRESSONI		1:21.258	2:32.427
	3	13:52:20.061	O. MILLROY	13:53:46.639	B. BARNICOAT	1:26.578			4:00.104								
4	15:02:30.884	B. BARNICOAT	15:03:52.292	O. MILLROY	1:21.408	5:21.512											
5	15:57:30.091	O. MILLROY	15:58:48.137	B. BARNICOAT	1:18.046	6:39.558											



FIA WEC 6 Hours of Fuji Race

Pit Stop Analysis

No	In Time	In Driver	Out Time	Out Driver	Pit Time	T. Pit Time	No	In Time	In Driver	Out Time	Out Driver	Pit Time	T. Pit Time
3	13:55:29.532	M. CRESSONI	13:56:49.329	G. FISICHELLA	1:19.797	3:52.224	6	16:16:02.787	B. BARKER	16:17:20.134	B. BARKER	1:17.347	35:03.978
4	15:03:19.698	G. FISICHELLA	15:04:40.645	M. CRESSONI	1:20.947	5:13.171	88 Dempsey - Proton Racing Porsche 911 RSR - 19 LMGTE Am						
5	16:11:07.436	M. CRESSONI	16:12:21.054	G. FISICHELLA	1:13.618	6:26.789	1	11:40:57.596	F. POORDAD	11:42:05.815	F. POORDAD	1:08.219	1:08.219
6	16:52:02.650	G. FISICHELLA	16:52:31.992	G. FISICHELLA	29.342	6:56.131	2	12:50:29.758	F. POORDAD	12:51:54.883	P. LINDSEY	1:25.125	2:33.344
64 Corvette Racing Chevrolet Corvette C8.R LMGTE Pro							3	13:42:38.308	P. LINDSEY	13:43:52.707	P. LINDSEY	1:14.399	3:47.743
1	11:25:53.345	N. TANDY	11:26:22.799	N. TANDY	29.454	29.454	4	14:52:44.597	P. LINDSEY	14:54:06.074	J. HEYLEN	1:21.477	5:09.220
2	12:10:58.630	N. TANDY	12:12:59.724	N. TANDY	2:01.094	2:30.548	5	16:02:32.666	J. HEYLEN	16:03:52.810	J. HEYLEN	1:20.144	6:29.364
3	13:16:26.649	N. TANDY	13:17:46.192	T. MILNER	1:19.543	3:50.091	91 Porsche GT Team Porsche 911 RSR - 19 LMGTE Pro						
4	14:28:58.279	T. MILNER	14:30:17.977	T. MILNER	1:19.698	5:09.789	1	11:39:02.178	G. BRUNI	11:39:31.614	G. BRUNI	29.436	29.436
5	15:42:55.470	T. MILNER	15:44:07.676	N. TANDY	1:12.206	6:21.995	2	12:11:05.544	G. BRUNI	12:12:27.344	R. LIETZ	1:21.800	1:51.236
6	16:23:39.083	N. TANDY	16:24:26.903	N. TANDY	47.820	7:09.815	3	13:26:35.051	R. LIETZ	13:27:58.098	R. LIETZ	1:23.047	3:14.283
71 Spirit of Race Ferrari 488 GTE Evo LMGTE Am							4	14:43:51.941	R. LIETZ	14:45:11.391	G. BRUNI	1:19.450	4:33.733
1	11:48:54.004	F. DEZOTEUX	11:49:23.358	F. DEZOTEUX	29.354	29.354	5	15:57:24.567	G. BRUNI	15:58:37.161	G. BRUNI	1:12.594	5:46.327
2	12:03:07.679	F. DEZOTEUX	12:04:31.565	P. RAGUES	1:23.886	1:53.240	92 Porsche GT Team Porsche 911 RSR - 19 LMGTE Pro						
3	13:09:55.140	P. RAGUES	13:11:17.248	G. AUBRY	1:22.108	3:15.348	1	12:10:35.224	K. ESTRE	12:11:54.292	K. ESTRE	1:19.068	1:19.068
4	14:16:08.097	G. AUBRY	14:17:29.294	P. RAGUES	1:21.197	4:36.545	2	13:25:49.894	K. ESTRE	13:27:09.377	M. CHRISTENSEN	1:19.483	2:38.551
5	15:15:43.765	P. RAGUES	15:17:14.911	F. DEZOTEUX	1:31.146	6:07.691	3	14:42:48.298	M. CHRISTENSEN	14:44:04.720	M. CHRISTENSEN	1:16.422	3:54.973
6	16:00:14.477	F. DEZOTEUX	16:01:28.605	G. AUBRY	1:14.128	7:21.819	4	15:59:53.170	M. CHRISTENSEN	16:01:07.804	K. ESTRE	1:14.634	5:09.607
77 Dempsey - Proton Racing Porsche 911 RSR - 19 LMGTE Am							93 Peugeot TotalEnergies Peugeot 9X8 HYPERCAR H						
1	12:07:52.324	C. RIED	12:09:14.624	C. RIED	1:22.300	1:22.300	1	11:56:47.625	J. VERGNE	11:57:56.661	J. VERGNE	1:09.036	1:09.036
2	12:48:35.553	C. RIED	12:49:43.881	S. PRIAULX	1:08.328	2:30.628	2	12:55:59.077	J. VERGNE	12:57:21.810	M. JENSEN	1:22.733	2:31.769
3	13:53:25.864	S. PRIAULX	13:54:46.560	S. PRIAULX	1:20.696	3:51.324	3	13:53:57.762	M. JENSEN	13:55:07.452	M. JENSEN	1:09.690	3:41.459
83 AF Corse Oreca 07 - Gibson LMP2 P/A							4	14:52:08.973	M. JENSEN	14:53:31.043	P. DI RESTA	1:22.070	5:03.529
1	11:41:21.784	F. PERRODO	11:42:16.526	F. PERRODO	54.742	54.742	5	14:55:09.590	P. DI RESTA	15:02:41.578	P. DI RESTA	7:31.988	12:35.517
2	12:01:38.892	F. PERRODO	12:02:51.406	N. NIELSEN	1:12.514	2:07.256	6	16:01:14.403	P. DI RESTA	16:02:35.323	P. DI RESTA	1:20.920	13:56.437
3	12:45:31.110	N. NIELSEN	12:46:46.631	N. NIELSEN	1:15.521	3:22.777	94 Peugeot TotalEnergies Peugeot 9X8 HYPERCAR H						
4	13:29:21.219	N. NIELSEN	13:30:42.830	A. ROVERA	1:21.611	4:44.388	1	11:58:04.797	J. ROSSITER	11:59:13.449	J. ROSSITER	1:08.652	1:08.652
5	14:13:13.430	A. ROVERA	14:14:34.009	A. ROVERA	1:20.579	6:04.967	2	12:58:08.901	J. ROSSITER	12:59:31.221	L. DUVAL	1:22.320	2:30.972
6	14:57:19.423	A. ROVERA	14:58:43.362	N. NIELSEN	1:23.939	7:28.906	3	13:27:22.888	L. DUVAL	13:47:49.611	L. DUVAL	20:26.723	22:57.695
7	15:40:59.202	N. NIELSEN	15:42:07.530	N. NIELSEN	1:08.328	8:37.234	4	14:46:18.432	L. DUVAL	14:47:40.957	G. MENEZES	1:22.525	24:20.220
8	16:24:33.049	N. NIELSEN	16:25:47.306	N. NIELSEN	1:14.257	9:51.491	5	15:13:57.279	G. MENEZES	15:15:02.286	G. MENEZES	1:05.007	25:25.227
85 Iron Dames Ferrari 488 GTE Evo LMGTE Am							6	16:05:46.229	G. MENEZES	16:07:18.939	G. MENEZES	1:32.710	26:57.937
1	12:03:56.824	S. BOVY	12:05:16.655	S. BOVY	1:19.831	1:19.831	7	16:15:03.094	G. MENEZES	16:16:11.736	G. MENEZES	1:08.642	28:06.579
2	13:12:52.475	S. BOVY	13:14:13.659	R. FREY	1:21.184	2:41.015	98 Northwest AMR Aston Martin Vantage AMR LMGTE Am						
3	14:21:00.830	R. FREY	14:22:22.371	M. GATTING	1:21.541	4:02.556	1	12:03:20.070	D. PITTARD	12:04:40.297	P. DALLA LANA	1:20.227	1:20.227
4	15:29:08.455	M. GATTING	15:30:31.176	M. GATTING	1:22.721	5:25.277	2	12:48:55.634	P. DALLA LANA	12:49:25.091	P. DALLA LANA	29.457	1:49.684
5	16:33:43.423	M. GATTING	16:34:47.045	R. FREY	1:03.622	6:28.899	3	13:03:02.477	P. DALLA LANA	13:04:17.772	N. THIIIM	1:15.295	3:04.979
86 GR Racing Porsche 911 RSR - 19 LMGTE Am							4	14:09:24.683	N. THIIIM	14:10:43.098	P. DALLA LANA	1:18.415	4:23.394
1	11:54:40.674	M. WAINWRIGHT	11:56:02.033	R. PERA	1:21.359	1:21.359	5	14:59:56.693	P. DALLA LANA	15:01:15.966	D. PITTARD	1:19.273	5:42.667
2	12:54:44.624	R. PERA	12:56:06.327	R. PERA	1:21.703	2:43.062	6	16:04:34.882	D. PITTARD	16:05:53.657	N. THIIIM	1:18.775	7:01.442
3	13:44:42.135	R. PERA	13:55:21.048	M. WAINWRIGHT	10:38.913	13:21.975	777 D'Station Racing Aston Martin Vantage AMR LMGTE Am						
4	14:06:22.574	M. WAINWRIGHT	14:25:28.942	M. WAINWRIGHT	19:06.368	32:28.343	1	12:03:20.070	D. PITTARD	12:04:40.297	P. DALLA LANA	1:20.227	1:20.227
5	15:09:48.855	M. WAINWRIGHT	15:11:07.143	B. BARKER	1:18.288	33:46.631	2	12:48:55.634	P. DALLA LANA	12:49:25.091	P. DALLA LANA	29.457	1:49.684



FIA WEC 6 Hours of Fuji Race

Pit Stop Analysis

No	In Time	In Driver	Out Time	Out Driver	Pit Time	T. Pit Time	No	In Time	In Driver	Out Time	Out Driver	Pit Time	T. Pit Time
1	12:01:38.054	T. FUJII	12:03:01.575	S. HOSHINO	1:23.521	1:23.521							
2	13:09:02.104	S. HOSHINO	13:10:27.235	S. HOSHINO	1:25.131	2:48.652							
3	14:18:06.369	S. HOSHINO	14:19:28.489	C. FAGG	1:22.120	4:10.772							
4	15:24:22.986	C. FAGG	15:25:44.701	C. FAGG	1:21.715	5:32.487							
5	16:28:57.294	C. FAGG	16:30:06.801	C. FAGG	1:09.507	6:41.994							