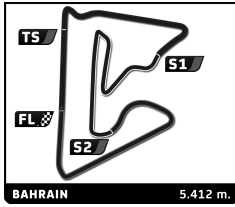


FIA WEC Bapco 8 Hours of Bahrain Race

Pit Stop Analysis

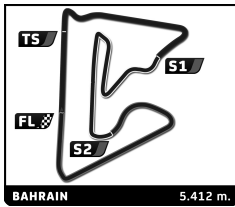
| No | In Time | In Driver | Out Time | Out Driver | Pit Time | T. Pit Time | No | In Time | In Driver | Out Time | Out Driver | Pit Time | T. Pit Time | |
|-----------|--|------------------|--------------|------------------|----------|-------------|-----------|--|------------------|--------------|------------------|-------------|-------------|----------|
| 1 | Richard Mille Racing Team Oreca 07 - Gibson LMP2 | | | | | | | 5 | 17:45:22.203 | R. CULLEN | 17:46:44.964 | S. BOURDAIS | 1:22.761 | 6:29.059 |
| 1 | 14:20:12.250 | P. CHATIN | 14:21:05.776 | P. CHATIN | 53.526 | 53.526 | 6 | 18:35:10.875 | S. BOURDAIS | 18:38:02.108 | S. BOURDAIS | 2:51.233 | 9:20.292 | |
| 2 | 15:02:00.021 | P. CHATIN | 15:03:20.940 | L. WADOUX | 1:20.919 | 2:14.445 | 7 | 19:20:27.864 | S. BOURDAIS | 19:21:59.977 | R. VAN DER ZANDE | 1:32.113 | 10:52.405 | |
| 3 | 15:50:58.612 | L. WADOUX | 15:52:05.242 | L. WADOUX | 1:06.630 | 3:21.075 | 8 | 20:02:06.982 | R. VAN DER ZANDE | 20:03:15.067 | R. VAN DER ZANDE | 1:08.085 | 12:00.490 | |
| 4 | 16:39:16.352 | L. WADOUX | 16:40:36.955 | C. MILESI | 1:20.603 | 4:41.678 | 9 | 20:43:46.621 | R. VAN DER ZANDE | 20:45:09.113 | S. BOURDAIS | 1:22.492 | 13:22.982 | |
| 5 | 17:20:45.062 | C. MILESI | 17:21:52.555 | C. MILESI | 1:07.493 | 5:49.171 | 10 | 21:25:18.669 | S. BOURDAIS | 21:26:22.931 | S. BOURDAIS | 1:04.262 | 14:27.244 | |
| 6 | 18:02:28.024 | C. MILESI | 18:03:57.102 | P. CHATIN | 1:29.078 | 7:18.249 | 21 | AF Corse Ferrari 488 GTE Evo LMGTE Am | | | | | | |
| 7 | 18:50:20.491 | P. CHATIN | 18:51:26.028 | P. CHATIN | 1:05.537 | 8:23.786 | 1 | 15:05:50.577 | C. ULRICH | 15:07:12.990 | T. VILANDER | 1:22.413 | 1:22.413 | |
| 8 | 19:32:00.105 | P. CHATIN | 19:33:20.282 | C. MILESI | 1:20.177 | 9:43.963 | 2 | 16:00:59.870 | T. VILANDER | 16:02:09.473 | C. ULRICH | 1:09.603 | 2:32.016 | |
| 9 | 20:13:26.935 | C. MILESI | 20:14:32.790 | C. MILESI | 1:05.855 | 10:49.818 | 3 | 17:08:48.585 | C. ULRICH | 17:09:30.080 | C. ULRICH | 41.495 | 3:13.511 | |
| 10 | 20:55:01.574 | C. MILESI | 20:56:22.580 | L. WADOUX | 1:21.006 | 12:10.824 | 4 | 17:17:49.783 | C. ULRICH | 17:19:03.952 | S. MANN | 1:14.169 | 4:27.680 | |
| 11 | 21:29:08.920 | L. WADOUX | 21:30:05.066 | P. CHATIN | 56.146 | 13:06.970 | 5 | 18:10:48.462 | S. MANN | 18:12:10.440 | S. MANN | 1:21.978 | 5:49.658 | |
| 7 | Toyota Gazoo Racing Toyota GR010 HYBRID HYPERCAR H | | | | | | | 6 | 19:18:04.444 | S. MANN | 19:19:21.368 | T. VILANDER | 1:16.924 | 7:06.582 |
| 1 | 14:59:08.840 | J. LOPEZ | 15:00:20.693 | J. LOPEZ | 1:11.853 | 1:11.853 | 7 | 20:20:14.805 | T. VILANDER | 20:21:33.944 | T. VILANDER | 1:19.139 | 8:25.721 | |
| 2 | 16:03:10.661 | J. LOPEZ | 16:04:26.807 | M. CONWAY | 1:15.426 | 2:27.279 | 8 | 21:22:42.443 | T. VILANDER | 21:23:51.308 | S. MANN | 1:08.865 | 9:34.586 | |
| 3 | 17:03:50.890 | M. CONWAY | 17:05:03.217 | M. CONWAY | 1:12.327 | 3:39.606 | 22 | United Autosports USA Oreca 07 - Gibson LMP2 | | | | | | |
| 4 | 18:04:59.175 | M. CONWAY | 18:06:22.588 | K. KOBAYASHI | 1:23.413 | 5:03.019 | 1 | 14:39:06.825 | F. ALBUQUERQUE | 14:40:11.809 | F. ALBUQUERQUE | 1:04.984 | 1:04.984 | |
| 5 | 19:12:16.476 | K. KOBAYASHI | 19:13:29.720 | K. KOBAYASHI | 1:13.244 | 6:16.263 | 2 | 15:11:30.964 | F. ALBUQUERQUE | 15:12:41.021 | P. HANSON | 1:10.057 | 2:15.041 | |
| 6 | 20:11:22.321 | K. KOBAYASHI | 20:12:43.858 | J. LOPEZ | 1:21.537 | 7:37.800 | 3 | 15:56:15.075 | P. HANSON | 15:57:33.955 | P. HANSON | 1:18.880 | 3:33.921 | |
| 7 | 21:10:47.904 | J. LOPEZ | 21:12:05.644 | M. CONWAY | 1:17.740 | 8:55.540 | 4 | 16:46:33.413 | P. HANSON | 16:47:56.100 | W. OWEN | 1:22.687 | 4:56.608 | |
| 8 | Toyota Gazoo Racing Toyota GR010 HYBRID HYPERCAR H | | | | | | | 5 | 17:26:22.780 | W. OWEN | 17:27:30.109 | W. OWEN | 1:07.329 | 6:03.937 |
| 1 | 15:00:58.223 | S. BUEMI | 15:02:11.205 | S. BUEMI | 1:12.982 | 1:12.982 | 6 | 18:08:34.040 | W. OWEN | 18:09:56.630 | P. HANSON | 1:22.581 | 7:26.518 | |
| 2 | 16:02:48.810 | S. BUEMI | 16:04:08.495 | B. HARTLEY | 1:19.685 | 2:32.667 | 7 | 18:56:13.202 | P. HANSON | 18:57:28.895 | P. HANSON | 1:15.693 | 8:42.211 | |
| 3 | 17:05:39.425 | B. HARTLEY | 17:06:53.870 | B. HARTLEY | 1:14.445 | 3:47.112 | 8 | 19:37:51.109 | P. HANSON | 19:39:13.307 | W. OWEN | 1:22.198 | 10:04.409 | |
| 4 | 18:06:54.294 | B. HARTLEY | 18:08:13.766 | R. HIRAKAWA | 1:19.472 | 5:06.584 | 9 | 20:17:43.720 | W. OWEN | 20:19:03.833 | F. ALBUQUERQUE | 1:20.113 | 11:24.522 | |
| 5 | 19:10:45.016 | R. HIRAKAWA | 19:11:57.250 | R. HIRAKAWA | 1:12.234 | 6:18.818 | 10 | 20:59:11.271 | F. ALBUQUERQUE | 21:00:29.371 | F. ALBUQUERQUE | 1:18.100 | 12:42.622 | |
| 6 | 20:10:08.912 | R. HIRAKAWA | 20:11:27.311 | S. BUEMI | 1:18.399 | 7:37.217 | 11 | 21:41:00.186 | F. ALBUQUERQUE | 21:41:51.494 | F. ALBUQUERQUE | 51.308 | 13:33.930 | |
| 7 | 21:09:34.366 | S. BUEMI | 21:10:52.680 | B. HARTLEY | 1:18.314 | 8:55.531 | 23 | United Autosports USA Oreca 07 - Gibson LMP2 | | | | | | |
| 9 | Prema Orlen Team Oreca 07 - Gibson LMP2 | | | | | | | 1 | 14:41:18.797 | A. LYNN | 14:42:23.736 | A. LYNN | 1:04.939 | 1:04.939 |
| 1 | 14:41:24.751 | R. KUBICA | 14:42:28.746 | R. KUBICA | 1:03.995 | 1:03.995 | 2 | 15:08:18.194 | A. LYNN | 15:09:24.049 | J. PIERSON | 1:05.855 | 2:10.794 | |
| 2 | 15:12:43.093 | R. KUBICA | 15:13:53.879 | L. COLOMBO | 1:10.786 | 2:14.781 | 3 | 15:54:49.574 | J. PIERSON | 15:55:55.536 | O. JARVIS | 1:05.962 | 3:16.756 | |
| 3 | 15:56:52.367 | L. COLOMBO | 15:57:56.959 | L. COLOMBO | 1:04.592 | 3:19.373 | 4 | 16:42:42.250 | O. JARVIS | 16:44:01.995 | J. PIERSON | 1:19.745 | 4:36.501 | |
| 4 | 16:47:21.812 | L. COLOMBO | 16:48:41.959 | L. DELETRAZ | 1:20.147 | 4:39.520 | 5 | 17:24:14.996 | J. PIERSON | 17:25:22.790 | O. JARVIS | 1:07.794 | 5:44.295 | |
| 5 | 17:30:54.560 | L. DELETRAZ | 17:32:00.400 | L. DELETRAZ | 1:05.840 | 5:45.360 | 6 | 18:05:52.716 | O. JARVIS | 18:07:43.764 | J. PIERSON | 1:51.048 | 7:35.343 | |
| 6 | 18:15:33.833 | L. DELETRAZ | 18:16:53.698 | R. KUBICA | 1:19.865 | 7:05.225 | 7 | 18:53:59.046 | J. PIERSON | 18:55:06.624 | O. JARVIS | 1:07.578 | 8:42.921 | |
| 7 | 18:59:42.580 | R. KUBICA | 19:00:48.486 | R. KUBICA | 1:05.906 | 8:11.131 | 8 | 19:33:41.141 | O. JARVIS | 19:35:03.014 | A. LYNN | 1:21.873 | 10:04.794 | |
| 8 | 19:43:32.280 | R. KUBICA | 19:44:58.625 | L. COLOMBO | 1:26.345 | 9:37.476 | 9 | 20:15:07.830 | A. LYNN | 20:16:15.620 | A. LYNN | 1:07.790 | 11:12.584 | |
| 9 | 20:27:21.397 | L. COLOMBO | 20:28:39.265 | L. DELETRAZ | 1:17.868 | 10:55.344 | 10 | 20:56:47.790 | A. LYNN | 20:58:09.687 | O. JARVIS | 1:21.897 | 12:34.481 | |
| 10 | 21:11:05.583 | L. DELETRAZ | 21:12:26.603 | L. DELETRAZ | 1:21.020 | 12:16.364 | 11 | 21:38:12.654 | O. JARVIS | 21:39:08.648 | O. JARVIS | 55.994 | 13:30.475 | |
| 11 | 21:54:30.498 | L. DELETRAZ | 21:55:09.988 | L. DELETRAZ | 39.490 | 12:55.854 | 28 | JOTA Oreca 07 - Gibson LMP2 | | | | | | |
| 10 | Vector Sport Oreca 07 - Gibson LMP2 | | | | | | | 1 | 14:37:47.277 | J. ABERDEIN | 14:38:50.483 | J. ABERDEIN | 1:03.206 | 1:03.206 |
| 1 | 14:41:36.854 | R. CULLEN | 14:42:56.979 | R. VAN DER ZANDE | 1:20.125 | 1:20.125 | 2 | 15:13:18.227 | J. ABERDEIN | 15:14:27.450 | E. JONES | 1:09.223 | 2:12.429 | |
| 2 | 15:31:51.341 | R. VAN DER ZANDE | 15:32:58.398 | R. VAN DER ZANDE | 1:07.057 | 2:27.182 | 3 | 15:53:22.236 | E. JONES | 15:54:27.072 | E. JONES | 1:04.836 | 3:17.265 | |
| 3 | 16:21:48.995 | R. VAN DER ZANDE | 16:23:11.863 | R. CULLEN | 1:22.868 | 3:50.050 | 4 | 16:43:25.174 | E. JONES | 16:44:46.751 | O. RASMUSSEN | 1:21.577 | 4:38.842 | |
| 4 | 17:03:35.304 | R. CULLEN | 17:04:51.552 | R. CULLEN | 1:16.248 | 5:06.298 | 5 | 17:25:01.431 | O. RASMUSSEN | 17:26:09.542 | O. RASMUSSEN | 1:08.111 | 5:46.953 | |
| | | | | | | | 6 | 18:05:00.931 | O. RASMUSSEN | 18:06:21.151 | J. ABERDEIN | 1:20.220 | 7:07.173 | |



FIA WEC Bapco 8 Hours of Bahrain Race

Pit Stop Analysis

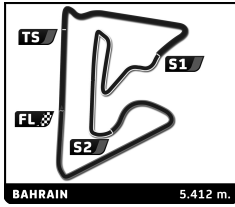
| No | In Time | In Driver | Out Time | Out Driver | Pit Time | T. Pit Time | No | In Time | In Driver | Out Time | Out Driver | Pit Time | T. Pit Time |
|---|--------------|--------------|--------------|--------------|-----------|-------------|---|--------------|----------------|--------------|----------------|-----------|-------------|
| 7 | 18:52:45.372 | J. ABERDEIN | 18:53:52.196 | J. ABERDEIN | 1:06.824 | 8:13.997 | 7 | 18:58:08.255 | F. HERIAU | 18:59:14.691 | J. LAHAYE | 1:06.436 | 8:19.680 |
| 8 | 18:55:47.988 | J. ABERDEIN | 18:56:14.821 | J. ABERDEIN | 26.833 | 8:40.830 | 8 | 19:40:27.150 | J. LAHAYE | 19:41:50.127 | M. LAHAYE | 1:22.977 | 9:42.657 |
| 9 | 19:34:55.732 | J. ABERDEIN | 19:36:16.266 | E. JONES | 1:20.534 | 10:01.364 | 9 | 20:22:11.990 | M. LAHAYE | 20:23:33.182 | M. LAHAYE | 1:21.192 | 11:03.849 |
| 10 | 20:16:31.423 | E. JONES | 20:17:47.869 | O. RASMUSSEN | 1:16.446 | 11:17.810 | 10 | 21:04:17.111 | M. LAHAYE | 21:05:38.197 | J. LAHAYE | 1:21.086 | 12:24.935 |
| 11 | 20:58:08.955 | O. RASMUSSEN | 20:59:29.737 | J. ABERDEIN | 1:20.782 | 12:38.592 | 11 | 21:46:18.745 | J. LAHAYE | 21:47:05.149 | J. LAHAYE | 46.404 | 13:11.339 |
| 12 | 21:39:38.520 | J. ABERDEIN | 21:40:31.463 | J. ABERDEIN | 52.943 | 13:31.535 | | | | | | | |
| 31 WRT Oreca 07 - Gibson LMP2 | | | | | | | 36 Alpine ELF Team Alpine A480 - Gibson HYPERCAR | | | | | | |
| 1 | 14:41:29.387 | S. GELAE | 14:42:35.389 | S. GELAE | 1:06.002 | 1:06.002 | 1 | 14:51:45.612 | N. LAPIERRE | 14:52:58.917 | M. VAXIVIERE | 1:13.305 | 1:13.305 |
| 2 | 15:13:02.436 | S. GELAE | 15:14:10.142 | R. RAST | 1:07.706 | 2:13.708 | 2 | 15:52:27.345 | M. VAXIVIERE | 15:53:46.169 | A. NEGRÃO | 1:18.824 | 2:32.129 |
| 3 | 15:54:43.245 | R. RAST | 15:55:52.603 | R. RAST | 1:09.358 | 3:23.066 | 3 | 16:52:41.526 | A. NEGRÃO | 16:53:47.518 | A. NEGRÃO | 1:05.992 | 3:38.121 |
| 4 | 16:44:25.881 | R. RAST | 16:45:49.245 | S. GELAE | 1:23.364 | 4:46.430 | 4 | 17:47:08.848 | A. NEGRÃO | 17:48:28.131 | N. LAPIERRE | 1:19.283 | 4:57.404 |
| 5 | 17:26:01.498 | S. GELAE | 17:27:09.342 | R. FRIJNS | 1:07.844 | 5:54.274 | 5 | 18:12:00.368 | N. LAPIERRE | 18:12:47.400 | N. LAPIERRE | 47.032 | 5:44.436 |
| 6 | 18:07:44.268 | R. FRIJNS | 18:09:07.016 | R. FRIJNS | 1:22.748 | 7:17.022 | 6 | 19:10:10.734 | N. LAPIERRE | 19:11:34.190 | M. VAXIVIERE | 1:23.456 | 7:07.892 |
| 7 | 18:57:16.102 | R. FRIJNS | 18:58:23.743 | R. FRIJNS | 1:07.641 | 8:24.663 | 7 | 20:04:17.690 | M. VAXIVIERE | 20:05:33.387 | M. VAXIVIERE | 1:15.697 | 8:23.589 |
| 8 | 19:38:46.739 | R. FRIJNS | 19:40:10.567 | R. RAST | 1:23.828 | 9:48.491 | 8 | 20:56:32.921 | M. VAXIVIERE | 20:57:53.539 | N. LAPIERRE | 1:20.618 | 9:44.207 |
| 9 | 20:20:12.575 | R. RAST | 20:21:20.389 | R. RAST | 1:07.814 | 10:56.305 | 9 | 21:48:34.389 | N. LAPIERRE | 21:49:18.078 | N. LAPIERRE | 43.689 | 10:27.896 |
| 10 | 21:01:44.382 | R. RAST | 21:03:09.810 | R. FRIJNS | 1:25.428 | 12:21.733 | | | | | | | |
| 11 | 21:43:16.531 | R. FRIJNS | 21:44:09.256 | R. FRIJNS | 52.725 | 13:14.458 | 38 JOTA Oreca 07 - Gibson LMP2 | | | | | | |
| 1 | 14:41:33.681 | R. GONZALEZ | 14:42:42.055 | R. GONZALEZ | 1:08.374 | 1:08.374 | 1 | 14:41:33.681 | R. GONZALEZ | 14:42:42.055 | R. GONZALEZ | 1:08.374 | 1:08.374 |
| 2 | 15:13:26.309 | R. GONZALEZ | 15:14:33.241 | W. STEVENS | 1:06.932 | 2:15.306 | 2 | 15:13:26.309 | R. GONZALEZ | 15:14:33.241 | W. STEVENS | 1:06.932 | 2:15.306 |
| 3 | 15:55:17.196 | W. STEVENS | 15:56:24.486 | R. GONZALEZ | 1:07.290 | 3:22.596 | 3 | 15:55:17.196 | W. STEVENS | 15:56:24.486 | R. GONZALEZ | 1:07.290 | 3:22.596 |
| 4 | 16:43:36.176 | R. GONZALEZ | 16:44:56.305 | W. STEVENS | 1:20.129 | 4:42.725 | 4 | 16:43:36.176 | R. GONZALEZ | 16:44:56.305 | W. STEVENS | 1:20.129 | 4:42.725 |
| 5 | 17:25:03.661 | W. STEVENS | 17:26:12.333 | W. STEVENS | 1:08.672 | 5:51.397 | 5 | 17:25:03.661 | W. STEVENS | 17:26:12.333 | W. STEVENS | 1:08.672 | 5:51.397 |
| 6 | 18:06:44.550 | W. STEVENS | 18:08:05.584 | A. DA COSTA | 1:21.034 | 7:12.431 | 6 | 18:06:44.550 | W. STEVENS | 18:08:05.584 | A. DA COSTA | 1:21.034 | 7:12.431 |
| 7 | 18:54:24.615 | A. DA COSTA | 18:55:31.984 | A. DA COSTA | 1:07.369 | 8:19.800 | 7 | 18:54:24.615 | A. DA COSTA | 18:55:31.984 | A. DA COSTA | 1:07.369 | 8:19.800 |
| 8 | 19:36:10.988 | A. DA COSTA | 19:37:32.018 | W. STEVENS | 1:21.030 | 9:40.830 | 8 | 19:36:10.988 | A. DA COSTA | 19:37:32.018 | W. STEVENS | 1:21.030 | 9:40.830 |
| 9 | 20:17:36.231 | W. STEVENS | 20:18:53.227 | W. STEVENS | 1:16.996 | 10:57.826 | 9 | 20:17:36.231 | W. STEVENS | 20:18:53.227 | W. STEVENS | 1:16.996 | 10:57.826 |
| 10 | 20:59:23.888 | W. STEVENS | 21:00:43.561 | A. DA COSTA | 1:19.673 | 12:17.499 | 10 | 20:59:23.888 | W. STEVENS | 21:00:43.561 | A. DA COSTA | 1:19.673 | 12:17.499 |
| 11 | 21:40:45.379 | A. DA COSTA | 21:41:39.997 | A. DA COSTA | 54.618 | 13:12.117 | 41 Realteam by WRT Oreca 07 - Gibson LMP2 | | | | | | |
| 1 | 14:39:13.416 | F. HABSBUURG | 14:40:28.877 | R. ANDRADE | 1:15.461 | 1:15.461 | 1 | 14:39:13.416 | F. HABSBUURG | 14:40:28.877 | R. ANDRADE | 1:15.461 | 1:15.461 |
| 2 | 15:08:30.775 | R. ANDRADE | 15:09:43.839 | R. ANDRADE | 1:13.064 | 2:28.525 | 2 | 15:08:30.775 | R. ANDRADE | 15:09:43.839 | R. ANDRADE | 1:13.064 | 2:28.525 |
| 3 | 15:55:16.485 | R. ANDRADE | 15:56:22.504 | R. ANDRADE | 1:06.019 | 3:34.544 | 3 | 15:55:16.485 | R. ANDRADE | 15:56:22.504 | R. ANDRADE | 1:06.019 | 3:34.544 |
| 4 | 16:41:51.944 | R. ANDRADE | 16:43:09.370 | N. NATO | 1:17.426 | 4:51.970 | 4 | 16:41:51.944 | R. ANDRADE | 16:43:09.370 | N. NATO | 1:17.426 | 4:51.970 |
| 5 | 17:21:26.040 | N. NATO | 17:22:32.184 | N. NATO | 1:06.144 | 5:58.114 | 5 | 17:21:26.040 | N. NATO | 17:22:32.184 | N. NATO | 1:06.144 | 5:58.114 |
| 6 | 18:03:03.857 | N. NATO | 18:04:24.129 | F. HABSBUURG | 1:20.272 | 7:18.386 | 6 | 18:03:03.857 | N. NATO | 18:04:24.129 | F. HABSBUURG | 1:20.272 | 7:18.386 |
| 7 | 18:50:38.920 | F. HABSBUURG | 18:51:48.715 | F. HABSBUURG | 1:09.795 | 8:28.181 | 7 | 18:50:38.920 | F. HABSBUURG | 18:51:48.715 | F. HABSBUURG | 1:09.795 | 8:28.181 |
| 8 | 19:32:28.537 | F. HABSBUURG | 19:33:48.438 | N. NATO | 1:19.901 | 9:48.082 | 8 | 19:32:28.537 | F. HABSBUURG | 19:33:48.438 | N. NATO | 1:19.901 | 9:48.082 |
| 9 | 20:11:56.013 | N. NATO | 20:13:01.758 | N. NATO | 1:05.745 | 10:53.827 | 9 | 20:11:56.013 | N. NATO | 20:13:01.758 | N. NATO | 1:05.745 | 10:53.827 |
| 10 | 20:53:31.442 | N. NATO | 20:54:52.312 | F. HABSBUURG | 1:20.870 | 12:14.697 | 10 | 20:53:31.442 | N. NATO | 20:54:52.312 | F. HABSBUURG | 1:20.870 | 12:14.697 |
| 11 | 21:33:04.757 | F. HABSBUURG | 21:34:03.117 | F. HABSBUURG | 58.360 | 13:13.057 | 44 ARC Bratislava Oreca 07 - Gibson LMP2 P/A | | | | | | |
| 1 | 14:38:19.001 | M. KONOPKA | 14:39:28.673 | M. KONOPKA | 1:09.672 | 1:09.672 | 1 | 14:38:19.001 | M. KONOPKA | 14:39:28.673 | M. KONOPKA | 1:09.672 | 1:09.672 |
| 2 | 15:08:35.219 | M. KONOPKA | 15:10:50.672 | M. BECHE | 11:15.453 | 12:25.125 | 2 | 15:08:35.219 | M. KONOPKA | 15:10:50.672 | M. BECHE | 11:15.453 | 12:25.125 |
| 3 | 15:58:23.364 | M. BECHE | 16:09:10.279 | M. BECHE | 10:46.915 | 23:12.040 | 3 | 15:58:23.364 | M. BECHE | 16:09:10.279 | M. BECHE | 10:46.915 | 23:12.040 |
| 4 | 16:11:08.475 | M. BECHE | 16:11:35.068 | M. BECHE | 26.593 | 23:38.633 | 4 | 16:11:08.475 | M. BECHE | 16:11:35.068 | M. BECHE | 26.593 | 23:38.633 |
| 5 | 16:50:29.950 | M. BECHE | 16:51:57.168 | R. BRADLEY | 1:27.218 | 25:05.851 | 5 | 16:50:29.950 | M. BECHE | 16:51:57.168 | R. BRADLEY | 1:27.218 | 25:05.851 |
| 6 | 17:32:26.623 | R. BRADLEY | 17:33:37.491 | R. BRADLEY | 1:10.868 | 26:16.719 | | | | | | | |
| 33 TF Sport Aston Martin Vantage AMR LMGTE Am | | | | | | | 34 Inter Europol Competition Oreca 07 - Gibson LMP2 | | | | | | |
| 1 | 15:00:37.417 | B. KEATING | 15:01:57.753 | B. KEATING | 1:20.336 | 1:20.336 | 1 | 14:41:53.874 | J. SMIECHOWSKI | 14:43:14.607 | A. BRUNDLE | 1:20.733 | 1:20.733 |
| 2 | 16:03:47.271 | B. KEATING | 16:05:04.484 | B. KEATING | 1:17.213 | 2:37.549 | 2 | 15:13:51.149 | A. BRUNDLE | 15:14:58.598 | A. BRUNDLE | 1:07.449 | 2:28.182 |
| 3 | 17:07:36.343 | B. KEATING | 17:08:57.724 | H. CHAVES | 1:21.381 | 3:58.930 | 3 | 15:55:59.190 | A. BRUNDLE | 15:57:21.231 | E. GUTIERREZ | 1:22.041 | 3:50.223 |
| 4 | 18:07:54.432 | H. CHAVES | 18:09:14.282 | H. CHAVES | 1:19.850 | 5:18.780 | 4 | 16:43:52.678 | E. GUTIERREZ | 16:44:57.990 | E. GUTIERREZ | 1:05.312 | 4:55.535 |
| 5 | 19:16:03.622 | H. CHAVES | 19:17:31.402 | M. SØRENSEN | 1:27.780 | 6:46.560 | 5 | 17:25:15.726 | E. GUTIERREZ | 17:26:38.678 | J. SMIECHOWSKI | 1:22.952 | 6:18.487 |
| 6 | 20:18:04.709 | M. SØRENSEN | 20:19:27.109 | M. SØRENSEN | 1:22.400 | 8:08.960 | 6 | 18:07:07.340 | J. SMIECHOWSKI | 18:08:08.237 | J. SMIECHOWSKI | 1:00.897 | 7:19.384 |
| 7 | 21:18:01.273 | M. SØRENSEN | 21:19:17.050 | H. CHAVES | 1:15.777 | 9:24.737 | 7 | 18:43:20.933 | J. SMIECHOWSKI | 18:44:46.575 | A. BRUNDLE | 1:25.642 | 8:45.026 |
| | | | | | | | 8 | 19:25:09.371 | A. BRUNDLE | 19:26:30.341 | A. BRUNDLE | 1:20.970 | 10:05.996 |
| | | | | | | | 9 | 20:05:48.666 | A. BRUNDLE | 20:07:27.606 | E. GUTIERREZ | 1:38.940 | 11:44.936 |
| | | | | | | | 10 | 20:15:08.475 | E. GUTIERREZ | 20:16:40.086 | E. GUTIERREZ | 1:31.611 | 13:16.547 |
| | | | | | | | 11 | 20:43:35.187 | E. GUTIERREZ | 20:44:49.576 | E. GUTIERREZ | 1:14.389 | 14:30.936 |
| | | | | | | | 12 | 21:21:40.678 | E. GUTIERREZ | 21:23:00.123 | E. GUTIERREZ | 1:19.445 | 15:50.381 |
| 35 Ultimate Oreca 07 - Gibson LMP2 P/A | | | | | | | 44 ARC Bratislava Oreca 07 - Gibson LMP2 P/A | | | | | | |
| 1 | 14:42:05.703 | F. HERIAU | 14:43:12.872 | F. HERIAU | 1:07.169 | 1:07.169 | 1 | 14:38:19.001 | M. KONOPKA | 14:39:28.673 | M. KONOPKA | 1:09.672 | 1:09.672 |
| 2 | 15:11:08.336 | F. HERIAU | 15:12:13.963 | J. LAHAYE | 1:05.627 | 2:12.796 | 2 | 15:08:35.219 | M. KONOPKA | 15:10:50.672 | M. BECHE | 11:15.453 | 12:25.125 |
| 3 | 15:56:27.433 | J. LAHAYE | 15:57:34.908 | J. LAHAYE | 1:07.475 | 3:20.271 | 3 | 15:58:23.364 | M. BECHE | 16:09:10.279 | M. BECHE | 10:46.915 | 23:12.040 |
| 4 | 16:46:48.826 | J. LAHAYE | 16:48:13.406 | M. LAHAYE | 1:24.580 | 4:44.851 | 4 | 16:11:08.475 | M. BECHE | 16:11:35.068 | M. BECHE | 26.593 | 23:38.633 |
| 5 | 17:28:36.507 | M. LAHAYE | 17:29:44.442 | M. LAHAYE | 1:07.935 | 5:52.786 | 5 | 16:50:29.950 | M. BECHE | 16:51:57.168 | R. BRADLEY | 1:27.218 | 25:05.851 |
| 6 | 18:11:14.567 | M. LAHAYE | 18:12:35.025 | F. HERIAU | 1:20.458 | 7:13.244 | 6 | 17:32:26.623 | R. BRADLEY | 17:33:37.491 | R. BRADLEY | 1:10.868 | 26:16.719 |



FIA WEC Bapco 8 Hours of Bahrain Race

Pit Stop Analysis

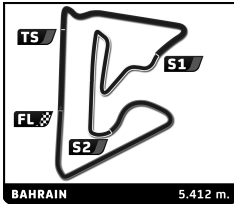
| No | In Time | In Driver | Out Time | Out Driver | Pit Time | T. Pit Time | No | In Time | In Driver | Out Time | Out Driver | Pit Time | T. Pit Time | |
|-----------|---|---------------|--------------|---------------|----------|-------------|----|--------------|----------------|--------------|----------------|----------------|-------------|----------|
| 7 | 18:11:22.947 | R. BRADLEY | 18:12:59.363 | M. BECHE | 1:36.416 | 27:53.135 | 1 | 15:07:48.120 | T. FLOHR | 15:09:09.007 | F. CASTELLACCI | 1:20.887 | 1:20.887 | |
| 8 | 18:57:49.539 | M. BECHE | 18:58:58.743 | M. BECHE | 1:09.204 | 29:02.339 | 2 | 16:02:29.499 | F. CASTELLACCI | 16:03:55.667 | F. CASTELLACCI | 1:26.168 | 2:47.055 | |
| 9 | 19:39:38.023 | M. BECHE | 19:41:06.215 | R. BRADLEY | 1:28.192 | 30:30.531 | 3 | 16:13:43.516 | F. CASTELLACCI | 16:14:10.211 | F. CASTELLACCI | 26.695 | 3:13.750 | |
| 10 | 20:21:24.716 | R. BRADLEY | 20:22:36.704 | R. BRADLEY | 1:11.988 | 31:42.519 | 4 | 17:08:55.594 | F. CASTELLACCI | 17:10:18.075 | T. FLOHR | 1:22.481 | 4:36.231 | |
| 11 | 21:03:39.403 | R. BRADLEY | 21:05:39.725 | M. KONOPKA | 2:00.322 | 33:42.841 | 5 | 18:10:31.924 | T. FLOHR | 18:11:20.295 | T. FLOHR | 48.371 | 5:24.602 | |
| 12 | 21:31:30.511 | M. KONOPKA | 21:32:35.549 | M. KONOPKA | 1:05.038 | 34:47.879 | 6 | 18:24:52.439 | T. FLOHR | 18:26:09.419 | N. CASSIDY | 1:16.980 | 6:41.582 | |
| 45 | Algarve Pro Racing Oreca 07 - Gibson LMP2 P/A | | | | | | | 7 | 19:28:54.761 | N. CASSIDY | 19:30:17.012 | F. CASTELLACCI | 1:22.251 | 8:03.833 |
| 1 | 14:41:31.170 | J. ALLEN | 14:42:37.242 | J. ALLEN | 1:06.072 | 1:06.072 | 8 | 20:31:12.314 | F. CASTELLACCI | 20:32:32.737 | N. CASSIDY | 1:20.423 | 9:24.256 | |
| 2 | 15:09:01.101 | J. ALLEN | 15:10:27.891 | S. THOMAS | 1:26.790 | 2:32.862 | 9 | 21:23:12.041 | N. CASSIDY | 21:24:15.418 | N. CASSIDY | 1:03.377 | 10:27.633 | |
| 3 | 15:56:26.428 | S. THOMAS | 15:57:33.526 | S. THOMAS | 1:07.098 | 3:39.960 | | | | | | | | |
| 4 | 16:47:38.609 | S. THOMAS | 16:49:00.589 | R. BINDER | 1:21.980 | 5:01.940 | | | | | | | | |
| 5 | 17:31:22.876 | R. BINDER | 17:32:46.475 | R. BINDER | 1:23.599 | 6:25.539 | | | | | | | | |
| 6 | 18:12:51.123 | R. BINDER | 18:14:11.489 | J. ALLEN | 1:20.366 | 7:45.905 | | | | | | | | |
| 7 | 19:00:12.982 | J. ALLEN | 19:01:21.623 | J. ALLEN | 1:08.641 | 8:54.546 | | | | | | | | |
| 8 | 19:44:19.837 | J. ALLEN | 19:45:42.133 | R. BINDER | 1:22.296 | 10:16.842 | | | | | | | | |
| 9 | 20:26:02.324 | R. BINDER | 20:27:08.407 | R. BINDER | 1:06.083 | 11:22.925 | | | | | | | | |
| 10 | 20:48:22.915 | R. BINDER | 20:48:49.977 | R. BINDER | 27.062 | 11:49.987 | | | | | | | | |
| 11 | 21:10:11.328 | R. BINDER | 21:11:36.534 | J. ALLEN | 1:25.206 | 13:15.193 | | | | | | | | |
| 12 | 21:53:45.406 | J. ALLEN | 21:54:45.168 | S. THOMAS | 59.762 | 14:14.955 | | | | | | | | |
| 56 | Team Project 1 Porsche 911 RSR - 19 LMGTE Am | | | | | | | 1 | 15:08:04.313 | P. HYETT | 15:09:39.730 | G. JEANNETTE | 1:35.417 | 1:35.417 |
| 2 | 15:59:41.676 | G. JEANNETTE | 16:00:55.002 | P. HYETT | 1:13.326 | 2:48.743 | 2 | 15:59:41.676 | G. JEANNETTE | 16:00:55.002 | P. HYETT | 1:13.326 | 2:48.743 | |
| 3 | 17:14:31.213 | P. HYETT | 17:15:53.474 | B. BARNICOAT | 1:22.261 | 4:11.004 | 3 | 17:14:31.213 | P. HYETT | 17:15:53.474 | B. BARNICOAT | 1:22.261 | 4:11.004 | |
| 4 | 18:10:41.253 | B. BARNICOAT | 18:12:05.914 | G. JEANNETTE | 1:24.661 | 5:35.665 | 4 | 18:10:41.253 | B. BARNICOAT | 18:12:05.914 | G. JEANNETTE | 1:24.661 | 5:35.665 | |
| 5 | 19:20:08.884 | G. JEANNETTE | 19:21:41.086 | G. JEANNETTE | 1:32.202 | 7:07.867 | 5 | 19:20:08.884 | G. JEANNETTE | 19:21:41.086 | G. JEANNETTE | 1:32.202 | 7:07.867 | |
| 6 | 20:02:22.721 | G. JEANNETTE | 20:03:36.954 | B. BARNICOAT | 1:14.233 | 8:22.100 | 6 | 20:02:22.721 | G. JEANNETTE | 20:03:36.954 | B. BARNICOAT | 1:14.233 | 8:22.100 | |
| 7 | 21:03:48.511 | B. BARNICOAT | 21:05:07.939 | B. BARNICOAT | 1:19.428 | 9:41.528 | 7 | 21:03:48.511 | B. BARNICOAT | 21:05:07.939 | B. BARNICOAT | 1:19.428 | 9:41.528 | |
| 60 | Iron Lynx Ferrari 488 GTE Evo LMGTE Am | | | | | | | 1 | 15:09:06.456 | C. SCHIAVONI | 15:10:38.826 | M. CRESSONI | 1:32.370 | 1:32.370 |
| 2 | 15:59:58.361 | M. CRESSONI | 16:01:25.102 | C. SCHIAVONI | 1:26.741 | 2:59.111 | 2 | 15:59:58.361 | M. CRESSONI | 16:01:25.102 | C. SCHIAVONI | 1:26.741 | 2:59.111 | |
| 3 | 17:13:02.927 | C. SCHIAVONI | 17:14:25.134 | G. FISICHELLA | 1:22.207 | 4:21.318 | 3 | 17:13:02.927 | C. SCHIAVONI | 17:14:25.134 | G. FISICHELLA | 1:22.207 | 4:21.318 | |
| 4 | 18:16:21.418 | G. FISICHELLA | 18:17:38.963 | M. CRESSONI | 1:17.545 | 5:38.863 | 4 | 18:16:21.418 | G. FISICHELLA | 18:17:38.963 | M. CRESSONI | 1:17.545 | 5:38.863 | |
| 5 | 18:25:49.742 | M. CRESSONI | 18:26:16.331 | M. CRESSONI | 26.589 | 6:05.452 | 5 | 18:25:49.742 | M. CRESSONI | 18:26:16.331 | M. CRESSONI | 26.589 | 6:05.452 | |
| 6 | 19:21:02.149 | M. CRESSONI | 19:22:22.222 | M. CRESSONI | 1:20.073 | 7:25.525 | 6 | 19:21:02.149 | M. CRESSONI | 19:22:22.222 | M. CRESSONI | 1:20.073 | 7:25.525 | |
| 7 | 20:25:09.103 | M. CRESSONI | 20:26:30.653 | G. FISICHELLA | 1:21.550 | 8:47.075 | 7 | 20:25:09.103 | M. CRESSONI | 20:26:30.653 | G. FISICHELLA | 1:21.550 | 8:47.075 | |
| 8 | 21:29:22.877 | G. FISICHELLA | 21:30:31.318 | G. FISICHELLA | 1:08.441 | 9:55.516 | 8 | 21:29:22.877 | G. FISICHELLA | 21:30:31.318 | G. FISICHELLA | 1:08.441 | 9:55.516 | |
| 64 | Corvette Racing Chevrolet Corvette C8.R LMGTE Pro | | | | | | | 1 | 15:07:54.770 | T. MILNER | 15:09:11.773 | T. MILNER | 1:17.003 | 1:17.003 |
| 2 | 16:01:53.071 | T. MILNER | 16:02:59.733 | N. TANDY | 1:06.662 | 2:23.665 | 2 | 16:01:53.071 | T. MILNER | 16:02:59.733 | N. TANDY | 1:06.662 | 2:23.665 | |
| 3 | 17:15:14.716 | N. TANDY | 17:16:35.031 | N. TANDY | 1:20.315 | 3:43.980 | 3 | 17:15:14.716 | N. TANDY | 17:16:35.031 | N. TANDY | 1:20.315 | 3:43.980 | |
| 4 | 18:15:34.417 | N. TANDY | 18:16:43.840 | T. MILNER | 1:09.423 | 4:53.403 | 4 | 18:15:34.417 | N. TANDY | 18:16:43.840 | T. MILNER | 1:09.423 | 4:53.403 | |
| 5 | 19:23:27.100 | T. MILNER | 19:24:45.682 | N. TANDY | 1:18.582 | 6:11.985 | 5 | 19:23:27.100 | T. MILNER | 19:24:45.682 | N. TANDY | 1:18.582 | 6:11.985 | |
| 6 | 20:32:54.946 | N. TANDY | 20:34:13.288 | N. TANDY | 1:18.342 | 7:30.327 | 6 | 20:32:54.946 | N. TANDY | 20:34:13.288 | N. TANDY | 1:18.342 | 7:30.327 | |
| 7 | 21:04:05.831 | N. TANDY | 21:04:49.297 | N. TANDY | 43.466 | 8:13.793 | 7 | 21:04:05.831 | N. TANDY | 21:04:49.297 | N. TANDY | 43.466 | 8:13.793 | |
| 71 | Spirit of Race Ferrari 488 GTE Evo LMGTE Am | | | | | | | 1 | 15:02:06.038 | P. RAGUES | 15:03:28.221 | F. DEZOTEUX | 1:22.183 | 1:22.183 |
| 2 | 15:06:12.439 | F. DEZOTEUX | 15:07:13.811 | F. DEZOTEUX | 1:01.372 | 2:23.555 | 2 | 15:06:12.439 | F. DEZOTEUX | 15:07:13.811 | F. DEZOTEUX | 1:01.372 | 2:23.555 | |
| 3 | 16:03:02.012 | F. DEZOTEUX | 16:04:18.709 | F. DEZOTEUX | 1:16.697 | 3:40.252 | 3 | 16:03:02.012 | F. DEZOTEUX | 16:04:18.709 | F. DEZOTEUX | 1:16.697 | 3:40.252 | |
| 4 | 16:09:58.247 | F. DEZOTEUX | 16:10:25.039 | F. DEZOTEUX | 26.792 | 4:07.044 | 4 | 16:09:58.247 | F. DEZOTEUX | 16:10:25.039 | F. DEZOTEUX | 26.792 | 4:07.044 | |
| 5 | 17:10:53.443 | F. DEZOTEUX | 17:12:26.263 | G. AUBRY | 1:32.820 | 5:39.864 | 5 | 17:10:53.443 | F. DEZOTEUX | 17:12:26.263 | G. AUBRY | 1:32.820 | 5:39.864 | |
| 6 | 18:12:42.796 | G. AUBRY | 18:14:10.801 | G. AUBRY | 1:28.005 | 7:07.869 | 6 | 18:12:42.796 | G. AUBRY | 18:14:10.801 | G. AUBRY | 1:28.005 | 7:07.869 | |
| 7 | 19:18:49.994 | G. AUBRY | 19:20:10.401 | P. RAGUES | 1:20.407 | 8:28.276 | 7 | 19:18:49.994 | G. AUBRY | 19:20:10.401 | P. RAGUES | 1:20.407 | 8:28.276 | |
| 8 | 20:23:17.195 | P. RAGUES | 20:24:38.714 | P. RAGUES | 1:21.519 | 9:49.795 | 8 | 20:23:17.195 | P. RAGUES | 20:24:38.714 | P. RAGUES | 1:21.519 | 9:49.795 | |
| 9 | 21:03:19.290 | P. RAGUES | 21:03:45.963 | P. RAGUES | 26.673 | 10:16.468 | 9 | 21:03:19.290 | P. RAGUES | 21:03:45.963 | P. RAGUES | 26.673 | 10:16.468 | |
| 10 | 21:15:57.963 | P. RAGUES | 21:17:07.885 | F. DEZOTEUX | 1:09.922 | 11:26.390 | 10 | 21:15:57.963 | P. RAGUES | 21:17:07.885 | F. DEZOTEUX | 1:09.922 | 11:26.390 | |
| 51 | AF Corse Ferrari 488 GTE Evo LMGTE Pro | | | | | | | 1 | 15:07:27.610 | J. CALADO | 15:08:41.767 | J. CALADO | 1:14.157 | 1:14.157 |
| 2 | 16:00:52.751 | J. CALADO | 16:01:58.597 | A. PIER GUIDI | 1:05.846 | 2:20.003 | 2 | 16:00:52.751 | J. CALADO | 16:01:58.597 | A. PIER GUIDI | 1:05.846 | 2:20.003 | |
| 3 | 17:14:42.288 | A. PIER GUIDI | 17:15:53.057 | A. PIER GUIDI | 1:10.769 | 3:30.772 | 3 | 17:14:42.288 | A. PIER GUIDI | 17:15:53.057 | A. PIER GUIDI | 1:10.769 | 3:30.772 | |
| 4 | 18:13:53.129 | A. PIER GUIDI | 18:15:05.816 | J. CALADO | 1:12.687 | 4:43.459 | 4 | 18:13:53.129 | A. PIER GUIDI | 18:15:05.816 | J. CALADO | 1:12.687 | 4:43.459 | |
| 5 | 19:24:25.471 | J. CALADO | 19:25:39.124 | J. CALADO | 1:13.653 | 5:57.112 | 5 | 19:24:25.471 | J. CALADO | 19:25:39.124 | J. CALADO | 1:13.653 | 5:57.112 | |
| 6 | 20:24:58.310 | J. CALADO | 20:26:09.215 | A. PIER GUIDI | 1:10.905 | 7:08.017 | 6 | 20:24:58.310 | J. CALADO | 20:26:09.215 | A. PIER GUIDI | 1:10.905 | 7:08.017 | |
| 7 | 21:17:07.040 | A. PIER GUIDI | 21:18:01.164 | A. PIER GUIDI | 54.124 | 8:02.141 | 7 | 21:17:07.040 | A. PIER GUIDI | 21:18:01.164 | A. PIER GUIDI | 54.124 | 8:02.141 | |
| 52 | AF Corse Ferrari 488 GTE Evo LMGTE Pro | | | | | | | 1 | 15:05:05.226 | A. FUOCO | 15:06:24.683 | A. FUOCO | 1:19.457 | 1:19.457 |
| 2 | 16:01:53.583 | A. FUOCO | 16:03:04.610 | M. MOLINA | 1:11.027 | 2:30.484 | 2 | 16:01:53.583 | A. FUOCO | 16:03:04.610 | M. MOLINA | 1:11.027 | 2:30.484 | |
| 3 | 17:11:07.389 | M. MOLINA | 17:12:17.953 | M. MOLINA | 1:10.564 | 3:41.048 | 3 | 17:11:07.389 | M. MOLINA | 17:12:17.953 | M. MOLINA | 1:10.564 | 3:41.048 | |
| 4 | 18:14:37.429 | M. MOLINA | 18:15:53.612 | A. FUOCO | 1:16.183 | 4:57.231 | 4 | 18:14:37.429 | M. MOLINA | 18:15:53.612 | A. FUOCO | 1:16.183 | 4:57.231 | |
| 5 | 19:20:43.490 | A. FUOCO | 19:21:55.452 | A. FUOCO | 1:11.962 | 6:09.193 | 5 | 19:20:43.490 | A. FUOCO | 19:21:55.452 | A. FUOCO | 1:11.962 | 6:09.193 | |
| 6 | 20:23:54.223 | A. FUOCO | 20:25:11.959 | M. MOLINA | 1:17.736 | 7:26.929 | 6 | 20:23:54.223 | A. FUOCO | 20:25:11.959 | M. MOLINA | 1:17.736 | 7:26.929 | |
| 7 | 21:01:09.168 | M. MOLINA | 21:02:14.635 | A. FUOCO | 1:05.467 | 8:32.396 | 7 | 21:01:09.168 | M. MOLINA | 21:02:14.635 | A. FUOCO | 1:05.467 | 8:32.396 | |
| 54 | AF Corse Ferrari 488 GTE Evo LMGTE Am | | | | | | | | | | | | | |



FIA WEC Bapco 8 Hours of Bahrain Race

Pit Stop Analysis

| No | In Time | In Driver | Out Time | Out Driver | Pit Time | T. Pit Time | No | In Time | In Driver | Out Time | Out Driver | Pit Time | T. Pit Time |
|-----------|---|--------------|---------------|--------------|---------------|-------------|--|-----------|-----------|----------|------------|----------|-------------|
| 77 | Dempsey - Proton Racing Porsche 911 RSR - 19 LMGTE Am | | | | | | 6 19:14:52.281 P. LINDSEY 19:16:06.979 P. LINDSEY 1:14.698 6:49.482 7 20:05:07.808 P. LINDSEY 20:06:20.032 J. HEYLEN 1:12.224 8:01.706 8 21:07:09.106 J. HEYLEN 21:08:26.243 J. HEYLEN 1:17.137 9:18.843 | | | | | | |
| | 1 | 15:05:17.713 | C. RIED | 15:06:36.362 | C. RIED | 1:18.649 | | 1:18.649 | | | | | |
| | 2 | 16:27:07.455 | C. RIED | 16:28:27.417 | S. PRIAULX | 1:19.962 | | 2:38.611 | | | | | |
| | 3 | 17:33:24.990 | S. PRIAULX | 17:34:44.337 | S. PRIAULX | 1:19.347 | | 3:57.958 | | | | | |
| | 4 | 18:16:25.278 | S. PRIAULX | 18:17:34.945 | S. PRIAULX | 1:09.667 | | 5:07.625 | | | | | |
| | 5 | 19:18:44.994 | S. PRIAULX | 19:20:03.457 | H. TINCKNELL | 1:18.463 | | 6:26.088 | | | | | |
| | 6 | 19:58:37.254 | H. TINCKNELL | 19:59:44.984 | H. TINCKNELL | 1:07.730 | | 7:33.818 | | | | | |
| | 7 | 21:02:30.959 | H. TINCKNELL | 21:03:47.940 | H. TINCKNELL | 1:16.981 | | 8:50.799 | | | | | |
| 83 | AF Corse Oreca 07 - Gibson LMP2 P/A | | | | | | 91 Porsche GT Team Porsche 911 RSR - 19 LMGTE Pro 1 15:05:13.597 G. BRUNI 15:06:30.205 G. BRUNI 1:16.608 1:16.608 2 16:02:00.203 G. BRUNI 16:03:09.025 R. LIETZ 1:08.822 2:25.430 3 17:13:26.333 R. LIETZ 17:14:42.298 R. LIETZ 1:15.965 3:41.395 4 18:16:23.620 R. LIETZ 18:17:36.542 G. BRUNI 1:12.922 4:54.317 5 19:25:41.779 G. BRUNI 19:26:59.540 G. BRUNI 1:17.761 6:12.078 6 20:31:10.570 G. BRUNI 20:32:26.844 R. LIETZ 1:16.274 7:28.352 7 21:00:18.985 R. LIETZ 21:01:15.313 R. LIETZ 56.328 8:24.680 8 21:59:25.017 R. LIETZ 22:00:21.697 R. LIETZ 56.680 9:21.360 | | | | | | |
| | 1 | 14:41:16.072 | N. NIELSEN | 14:42:47.037 | F. PERRODO | 1:30.965 | | 1:30.965 | | | | | |
| | 2 | 15:13:26.945 | F. PERRODO | 15:14:36.131 | F. PERRODO | 1:09.186 | | 2:40.151 | | | | | |
| | 3 | 15:55:55.167 | F. PERRODO | 15:57:01.694 | A. ROVERA | 1:06.527 | | 3:46.678 | | | | | |
| | 4 | 16:46:03.886 | A. ROVERA | 16:47:22.648 | F. PERRODO | 1:18.762 | | 5:05.440 | | | | | |
| | 5 | 17:22:13.747 | F. PERRODO | 17:23:20.005 | N. NIELSEN | 1:06.258 | | 6:11.698 | | | | | |
| | 6 | 18:04:02.104 | N. NIELSEN | 18:05:30.483 | A. ROVERA | 1:28.379 | | 7:40.077 | | | | | |
| | 7 | 18:16:39.405 | A. ROVERA | 18:17:22.499 | A. ROVERA | 43.094 | | 8:23.171 | | | | | |
| | 8 | 19:00:07.768 | A. ROVERA | 19:01:16.475 | A. ROVERA | 1:08.707 | | 9:31.878 | | | | | |
| | 9 | 19:42:12.271 | A. ROVERA | 19:43:37.623 | N. NIELSEN | 1:25.352 | | 10:57.230 | | | | | |
| | 10 | 20:25:43.947 | N. NIELSEN | 20:27:02.359 | N. NIELSEN | 1:18.412 | | 12:15.642 | | | | | |
| | 11 | 21:09:40.317 | N. NIELSEN | 21:11:05.949 | N. NIELSEN | 1:25.632 | | 13:41.274 | | | | | |
| | 12 | 21:53:17.281 | N. NIELSEN | 21:54:03.883 | N. NIELSEN | 46.602 | | 14:27.876 | | | | | |
| 85 | Iron Dames Ferrari 488 GTE Evo LMGTE Am | | | | | | 92 Porsche GT Team Porsche 911 RSR - 19 LMGTE Pro 1 15:03:08.923 K. ESTRE 15:04:24.500 K. ESTRE 1:15.577 1:15.577 2 16:05:55.296 K. ESTRE 16:07:05.166 M. CHRISTENSEN 1:09.870 2:25.447 3 17:11:22.503 M. CHRISTENSEN 17:12:27.277 M. CHRISTENSEN 1:04.774 3:30.221 4 18:05:02.434 M. CHRISTENSEN 18:06:12.336 K. ESTRE 1:09.902 4:40.123 5 19:06:02.873 K. ESTRE 19:07:17.282 K. ESTRE 1:14.409 5:54.532 6 20:13:32.376 K. ESTRE 20:14:51.858 M. CHRISTENSEN 1:19.482 7:14.014 7 20:58:52.061 M. CHRISTENSEN 20:59:57.951 M. CHRISTENSEN 1:05.890 8:19.904 | | | | | | |
| | 1 | 15:02:35.508 | S. BOVY | 15:03:54.284 | M. GATTING | 1:18.776 | | 1:18.776 | | | | | |
| | 2 | 16:02:44.469 | M. GATTING | 16:03:57.751 | R. FREY | 1:13.282 | | 2:32.058 | | | | | |
| | 3 | 17:08:40.718 | R. FREY | 17:10:00.466 | S. BOVY | 1:19.748 | | 3:51.806 | | | | | |
| | 4 | 18:12:25.840 | S. BOVY | 18:13:44.000 | S. BOVY | 1:18.160 | | 5:09.966 | | | | | |
| | 5 | 19:19:10.677 | S. BOVY | 19:20:28.370 | M. GATTING | 1:17.693 | | 6:27.659 | | | | | |
| | 6 | 20:21:30.751 | M. GATTING | 20:22:49.127 | R. FREY | 1:18.376 | | 7:46.035 | | | | | |
| | 7 | 21:21:45.028 | R. FREY | 21:22:55.756 | M. GATTING | 1:10.728 | | 8:56.763 | | | | | |
| 86 | GR Racing Porsche 911 RSR - 19 LMGTE Am | | | | | | 93 Peugeot TotalEnergies Peugeot 9X8 HYPERCAR H 1 14:57:13.188 P. DI RESTA 14:58:27.945 P. DI RESTA 1:14.757 1:14.757 2 16:03:02.995 P. DI RESTA 16:07:06.619 J. VERGNE 4:03.624 5:18.381 3 17:03:17.712 J. VERGNE 17:04:39.230 J. VERGNE 1:21.518 6:39.899 4 18:01:03.499 J. VERGNE 18:02:24.017 M. JENSEN 1:20.518 8:00.417 5 19:06:38.837 M. JENSEN 19:07:55.442 M. JENSEN 1:16.605 9:17.022 | | | | | | |
| | 1 | 15:08:17.555 | M. WAINWRIGHT | 15:09:40.917 | R. PERA | 1:23.362 | | 1:23.362 | | | | | |
| | 2 | 15:59:39.318 | R. PERA | 16:00:54.423 | M. WAINWRIGHT | 1:15.105 | | 2:38.467 | | | | | |
| | 3 | 16:33:01.183 | M. WAINWRIGHT | 16:33:27.972 | M. WAINWRIGHT | 26.789 | | 3:05.256 | | | | | |
| | 4 | 17:12:51.768 | M. WAINWRIGHT | 17:13:32.291 | M. WAINWRIGHT | 40.523 | | 3:45.779 | | | | | |
| | 5 | 17:15:37.910 | M. WAINWRIGHT | 17:16:58.461 | R. PERA | 1:20.551 | | 5:06.330 | | | | | |
| | 6 | 18:13:08.190 | R. PERA | 18:14:28.936 | R. PERA | 1:20.746 | | 6:27.076 | | | | | |
| | 7 | 19:18:58.531 | R. PERA | 19:20:19.534 | B. BARKER | 1:21.003 | | 7:48.079 | | | | | |
| | 8 | 20:20:55.622 | B. BARKER | 20:22:18.794 | B. BARKER | 1:23.172 | | 9:11.251 | | | | | |
| | 9 | 21:20:48.648 | B. BARKER | 21:22:04.008 | B. BARKER | 1:15.360 | | 10:26.611 | | | | | |
| 88 | Dempsey - Proton Racing Porsche 911 RSR - 19 LMGTE Am | | | | | | 94 Peugeot TotalEnergies Peugeot 9X8 HYPERCAR H 1 14:59:25.585 G. MENEZES 15:00:46.742 G. MENEZES 1:21.157 1:21.157 2 16:04:02.037 G. MENEZES 16:05:25.187 N. MÜLLER 1:23.150 2:44.307 3 17:04:57.277 N. MÜLLER 17:06:12.282 N. MÜLLER 1:15.005 3:59.312 4 17:43:50.774 N. MÜLLER 17:45:08.906 L. DUVAL 1:18.132 5:17.444 5 17:56:53.545 L. DUVAL 18:05:37.718 L. DUVAL 8:44.173 14:01.617 6 19:07:57.453 L. DUVAL 19:09:28.108 L. DUVAL 1:30.655 15:32.272 7 20:06:10.281 L. DUVAL 20:07:31.768 G. MENEZES 1:21.487 16:53.759 8 21:05:51.733 G. MENEZES 21:07:08.693 G. MENEZES 1:16.960 18:10.719 | | | | | | |
| | 1 | 15:12:59.817 | F. POORDAD | 15:14:19.099 | F. POORDAD | 1:19.282 | | 1:19.282 | | | | | |
| | 2 | 16:01:51.210 | F. POORDAD | 16:02:36.986 | F. POORDAD | 45.776 | | 2:05.058 | | | | | |
| | 3 | 16:36:51.438 | F. POORDAD | 16:38:02.001 | J. HEYLEN | 1:10.563 | | 3:15.621 | | | | | |
| | 4 | 17:41:04.692 | J. HEYLEN | 17:42:23.140 | P. LINDSEY | 1:18.448 | | 4:34.069 | | | | | |
| | 5 | 18:15:57.892 | P. LINDSEY | 18:16:58.607 | P. LINDSEY | 1:00.715 | | 5:34.784 | | | | | |
| 98 | Northwest AMR Aston Martin Vantage AMR LMGTE Am | | | | | | 98 Northwest AMR Aston Martin Vantage AMR LMGTE Am 1 15:03:08.398 P. DALLA LANA 15:04:26.516 D. PITTARD 1:18.118 1:18.118 2 16:03:59.064 D. PITTARD 16:05:10.539 N. THIIM 1:11.475 2:29.593 3 17:06:49.331 N. THIIM 17:08:09.929 P. DALLA LANA 1:20.598 3:50.191 4 18:10:02.179 P. DALLA LANA 18:11:23.819 D. PITTARD 1:21.640 5:11.831 5 19:17:16.033 D. PITTARD 19:18:38.341 D. PITTARD 1:22.308 6:34.139 6 20:17:29.141 D. PITTARD 20:18:51.139 P. DALLA LANA 1:21.998 7:56.137 7 21:02:24.908 P. DALLA LANA 21:03:41.407 N. THIIM 1:16.499 9:12.636 | | | | | | |



FIA WEC Bapco 8 Hours of Bahrain Race

Pit Stop Analysis

| No | In Time | In Driver | Out Time | Out Driver | Pit Time | T. Pit Time | No | In Time | In Driver | Out Time | Out Driver | Pit Time | T. Pit Time | |
|------------|---|------------|--------------|------------|----------|-------------|----------|---------|-----------|----------|------------|----------|-------------|--|
| 777 | D'Station Racing Aston Martin Vantage AMR | | | | | | LMGTE Am | | | | | | | |
| 1 | 15:03:32.159 | S. HOSHINO | 15:04:51.810 | S. HOSHINO | 1:19.651 | 1:19.651 | | | | | | | | |
| 2 | 16:01:52.610 | S. HOSHINO | 16:03:05.367 | S. HOSHINO | 1:12.757 | 2:32.408 | | | | | | | | |
| 3 | 16:50:34.509 | S. HOSHINO | 16:51:59.064 | C. FAGG | 1:24.555 | 3:56.963 | | | | | | | | |
| 4 | 17:54:54.540 | C. FAGG | 17:56:14.683 | C. FAGG | 1:20.143 | 5:17.106 | | | | | | | | |
| 5 | 19:02:59.227 | C. FAGG | 19:04:20.453 | T. FUJII | 1:21.226 | 6:38.332 | | | | | | | | |
| 6 | 20:05:24.336 | T. FUJII | 20:06:46.512 | T. FUJII | 1:22.176 | 8:00.508 | | | | | | | | |
| 7 | 21:05:41.157 | T. FUJII | 21:07:02.213 | C. FAGG | 1:21.056 | 9:21.564 | | | | | | | | |