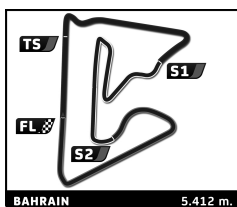


Porsche Sprint Challenge ME Bapco 8 Hours of Bahrain Free Practice 1

Sector Analysis

— Invalidated Lap ■ Personal Best ■ Session Best B Crossing the pit lane

Lap	Time	Sector 1	Sector 2	Sector 3	Kph	Elapsed	Lap	Time	Sector 1	Sector 2	Sector 3	Kph	Elapsed
2 Ghislain CORDEEL BEL Team GP Elite Porsche 992 GT3 CUP							15	2:11.243	40.216	48.679	42.348	148.5	39:02.218
1	1:34.594				196.5	1:34.594	16	2:05.436	38.720	46.793	39.923	155.3	41:07.654
2	2:22.535	47.585	51.741	43.209	136.7	3:57.129	17	2:04.951	38.467	46.413	40.071	155.9	43:12.605
3	2:05.318	39.114	46.582	39.622	155.5	6:02.447	18	2:05.508	38.714	47.038	39.756	155.2	45:18.113
4	2:06.420	40.111	46.559	39.750	154.1	8:08.867	5 Soeren SPRENG DEU Team GP Elite Porsche 992 GT3 CUP						
5	2:05.911	39.304	46.865	39.742	154.7	10:14.778	1	3:22.740	1:52.574	49.208	40.958	91.7	3:22.740
6	2:06.298	38.727	47.573	39.998	154.3	12:21.076	2	2:07.948	39.440	47.250	41.258	152.3	5:30.688
7	6:50.487 B	39.777			47.5	19:11.563	3	2:06.360	39.285	46.920	40.155	154.2	7:37.048
8	2:18.258	47.339	48.284	42.635	140.9	21:29.821	4	2:06.685	40.134	46.676	39.875	153.8	9:43.733
9	2:05.438	39.185	46.350	39.903	155.3	23:35.259	5	2:06.808	39.323	46.880	40.605	153.6	11:50.541
10	2:07.243	40.864	46.788	39.591	153.1	25:42.502	6	2:07.886	39.345	47.763	40.778	152.3	13:58.427
11	2:04.823	38.731	46.303	39.789	156.1	27:47.325	7	6:58.464 B	39.241			46.6	20:56.891
12	6:43.897 B	41.009			48.2	34:31.222	8	2:08.006	40.086	47.422	40.498	152.2	23:04.897
13	2:14.886	46.178	48.614	40.094	144.4	36:46.108	9	2:05.072	38.786	46.274	40.012	155.8	25:09.969
14	2:10.916	41.597	46.759	42.560	148.8	38:57.024	10	2:05.185	38.764	46.495	39.926	155.6	27:15.154
15	2:04.935	39.077	46.002	39.856	155.9	41:01.959	11	2:05.885	39.101	46.435	40.349	154.8	29:21.039
16	2:05.066	38.579	46.760	39.727	155.8	43:07.025	12	2:05.993	38.990	46.914	40.089	154.6	31:27.032
17	2:04.899	38.525	46.581	39.793	156.0	45:11.924	13	2:05.518	38.917	46.469	40.132	155.2	33:32.550
3 Saud AL SAUD (R) SAU Saudi Racing Porsche 992 GT3 CUP							14	2:06.588	39.441	46.771	40.376	153.9	35:39.138
1	3:48.988	2:12.969	53.208	42.811	81.2	3:48.988	15	5:31.299 B	39.070			58.8	41:10.437
2	2:11.802	41.438	49.156	41.208	147.8	6:00.790	16	2:10.465	41.791	47.030	41.644	149.3	43:20.902
3	2:12.825	43.928	48.157	40.740	146.7	8:13.615	17	2:06.747	39.009	47.187	40.551	153.7	45:27.649
4	2:15.729	40.139	50.151	45.439	143.5	10:29.344	6 Harry KING GBR Pure Rxcing Porsche 992 GT3 CUP						
5	2:22.490	47.684	51.508	43.298	136.7	12:51.834	1	3:36.815	2:06.360	48.740	41.715	85.7	3:36.815
6	6:06.187 B	43.725			53.2	18:58.021	2	2:11.749	40.540	48.487	42.722	147.9	5:48.564
7	2:09.152	40.614	47.957	40.581	150.9	21:07.173	3	2:15.396	38.948	50.009	46.439	143.9	8:03.960
8	2:07.175	39.751	47.501	39.923	153.2	23:14.348	4	2:14.498	41.422	50.661	42.415	144.9	10:18.458
9	2:05.878	39.115	46.946	39.817	154.8	25:20.226	5	2:05.663	38.836	46.505	40.322	155.0	12:24.121
10	2:06.211	39.025	47.186	40.000	154.4	27:26.437	6	2:06.163	39.395	46.903	39.865	154.4	14:30.284
11	2:06.458	39.265	47.203	39.990	154.1	29:32.895	7	7:07.842 B	38.984			45.5	21:38.126
12	2:06.540	39.127	47.133	40.280	154.0	31:39.435	8	2:09.017	40.093	48.336	40.588	151.0	23:47.143
13	6:13.573 B	39.554			52.2	37:53.008	9	2:04.095	38.679	46.153	39.263	157.0	25:51.238
14	2:06.986	39.482	47.460	40.044	153.4	39:59.994	10	2:04.013	38.488	46.071	39.454	157.1	27:55.251
15	2:07.603	38.973	47.469	41.161	152.7	42:07.597	11	2:04.133	38.487	46.033	39.613	157.0	29:59.384
16	2:09.998	39.272	50.301	40.425	149.9	44:17.595	12	4:48.742 B	42.782			67.5	34:48.126
17	2:06.698	39.352	47.467	39.879	153.8	46:24.293	13	2:11.659	38.573	50.225	42.861	148.0	36:59.785
4 Georgi DONCHEV BGR Huber Racing Porsche 992 GT3 CUP							14	2:04.316	38.444	46.147	39.725	156.7	39:04.101
1	2:20.700				132.1	2:20.700	15	2:14.893	42.004	50.974	41.915	144.4	41:18.994
2	2:10.974	41.180	49.118	40.676	148.8	4:31.674	16	2:04.151	38.457	46.142	39.552	156.9	43:23.145
3	2:07.003	39.179	47.706	40.118	153.4	6:38.677	7 Bandar ALESAYI SAU Saudi Racing Porsche 992 GT3 CUP						
4	2:08.649	41.150	47.391	40.108	151.4	8:47.326	1	1:48.730				170.9	1:48.730
5	2:07.307	39.471	47.359	40.477	153.0	10:54.633	2	2:22.638	43.934	51.379	47.325	136.6	4:11.368
6	2:07.026	39.520	47.402	40.104	153.4	13:01.659	3	2:06.720	39.088	47.374	40.258	153.8	6:18.088
7	2:07.029	39.182	47.488	40.359	153.4	15:08.688	4	2:08.289	41.381	47.056	39.852	151.9	8:26.377
8	2:07.886	39.315	47.898	40.673	152.3	17:16.574	5	2:05.893	38.766	47.199	39.928	154.8	10:32.270
9	5:22.019 B	39.588			60.5	22:38.593	6	2:06.354	39.019	47.260	40.075	154.2	12:38.624
10	2:07.810	39.321	47.779	40.710	152.4	24:46.403	7	2:05.918	38.957	47.049	39.912	154.7	14:44.542
11	2:09.709	39.279	48.078	42.352	150.2	26:56.112	8	5:30.966 B	39.007			58.9	20:15.508
12	2:07.977	39.629	47.632	40.716	152.2	29:04.089	9	2:06.970	39.596	47.138	40.236	153.4	22:22.478
13	2:07.271	39.262	47.583	40.426	153.1	31:11.360	10	2:06.217	39.168	47.053	39.996	154.4	24:28.695
14	5:39.615 B	40.498			57.4	36:50.975	11	2:06.755	39.791	47.012	39.952	153.7	26:35.450



Porsche Sprint Challenge ME Bapco 8 Hours of Bahrain Free Practice 1

Sector Analysis

— Invalidated Lap ■ Personal Best ■ Session Best B Crossing the pit lane

Lap	Time	Sector 1	Sector 2	Sector 3	Kph	Elapsed	Lap	Time	Sector 1	Sector 2	Sector 3	Kph	Elapsed
12	5:36.447 B	39.963			57.9	32:11.897	9	2:08.744	39.889	48.014	40.841	151.3	22:32.861
13	2:16.057	41.944	49.654	44.459	143.2	34:27.954	10	2:07.581	39.716	47.180	40.685	152.7	24:40.442
14	2:04.776	38.660	46.700	39.416	156.1	36:32.730	11	5:58.369 B	40.689			54.4	30:38.811
15	2:05.253	38.486	46.654	40.113	155.6	38:37.983	12	2:10.908	41.670	48.325	40.913	148.8	32:49.719
16	2:05.431	38.875	46.738	39.818	155.3	40:43.414	13	2:08.316	39.968	47.444	40.904	151.8	34:58.035
17	2:04.813	38.412	46.944	39.457	156.1	42:48.227	14	2:10.055	39.225	49.887	40.943	149.8	37:08.090

10 Florian JANITS AUT
DHL Team Porsche 992 GT3 CUP

1	3:24.110	1:56.257	47.788	40.065	91.1	3:24.110
2	2:05.527	39.123	46.535	39.869	155.2	5:29.637
3	2:05.853	39.305	46.739	39.809	154.8	7:35.490
4	2:11.316	44.891	46.640	39.785	148.4	9:46.806
5	2:05.822	38.962	46.380	40.480	154.8	11:52.628
6	6:08.571 B	38.972			52.9	18:01.199
7	2:06.092	39.245	46.795	40.052	154.5	20:07.291
8	2:06.317	39.331	46.890	40.096	154.2	22:13.608
9	2:06.623	39.577	46.852	40.194	153.9	24:20.231
10	2:06.655	39.551	46.873	40.231	153.8	26:26.886
11	6:43.314 B	39.210			48.3	33:10.200
12	2:13.582	42.413	50.070	41.099	145.9	35:23.782
13	2:08.130	39.338	49.069	39.723	152.1	37:31.912
14	2:04.584	38.977	45.975	39.632	156.4	39:36.496
15	2:04.820	38.997	46.029	39.794	156.1	41:41.316
16	2:05.555	38.650	46.984	39.921	155.2	43:46.871
17	2:04.832	38.604	46.530	39.698	156.1	45:51.703

12 Harri JONES AUS
BWT Junior Racing Porsche 992 GT3 CUP

1	3:35.956	2:04.098	49.197	42.661	86.1	3:35.956
2	2:06.350	38.999	47.165	40.186	154.2	5:42.306
3	2:05.763	38.797	47.038	39.928	154.9	7:48.069
4	2:05.461	38.709	46.756	39.996	155.3	9:53.530
5	2:06.174	39.162	46.821	40.191	154.4	11:59.704
6	8:20.622 B	39.630			38.9	20:20.326
7	2:11.851	42.065	48.268	41.518	147.8	22:32.177
8	2:04.964	38.884	46.410	39.670	155.9	24:37.141
9	2:04.509	38.748	46.297	39.464	156.5	26:41.650
10	2:04.210	38.524	46.029	39.657	156.9	28:45.860
11	2:05.113	38.897	46.475	39.741	155.7	30:50.973
12	2:15.003	42.268	50.788	41.947	144.3	33:05.976
13	4:12.382 B	40.968			77.2	37:18.358
14	2:12.740	39.295	47.890	45.555	146.8	39:31.098
15	2:05.565	38.743	46.431	40.391	155.2	41:36.663
16	2:06.714	39.711	46.838	40.165	153.8	43:43.377
17	2:11.318	43.194	47.979	40.145	148.4	45:54.695

17 Mark J. THOMAS CAN
M3L Team Porsche 992 GT3 CUP

1	3:33.509	2:03.036	49.150	41.323	87.1	3:33.509
2	2:08.673	40.214	47.680	40.779	151.4	5:42.182
3	2:08.871	40.450	47.732	40.689	151.2	7:51.053
4	2:07.511	39.428	47.248	40.835	152.8	9:58.564
5	2:07.883	39.546	47.587	40.750	152.4	12:06.447
6	4:02.293 B	39.661			80.4	16:08.740
7	2:07.818	39.425	47.669	40.724	152.4	18:16.558
8	2:07.559	39.256	47.451	40.852	152.7	20:24.117

23 Khaled ALAHMADI (R) SAU
Saudi Racing Porsche 992 GT3 CUP

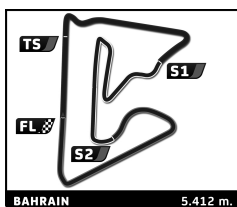
1	1:31.332					203.5	1:31.332
2	2:19.002	45.248	51.228	42.526	140.2	3:50.334	
3	2:11.930	41.389	49.274	41.267	147.7	6:02.264	
4	2:12.767	43.143	48.536	41.088	146.7	8:15.031	
5	2:11.493	39.949	47.872	43.672	148.2	10:26.524	
6	2:20.537	47.130	52.336	41.071	138.6	12:47.061	
7	5:41.281 B	39.634			57.1	18:28.342	
8	2:08.263	40.000	47.613	40.650	151.9	20:36.605	
9	2:06.810	38.943	47.017	40.850	153.6	22:43.415	
10	2:05.856	38.857	46.725	40.274	154.8	24:49.271	
11	2:05.532	38.765	46.588	40.179	155.2	26:54.803	
12	2:05.111	38.718	46.645	39.748	155.7	28:59.914	
13	2:08.567	38.826	47.953	41.788	151.5	31:08.481	
14	5:21.630 B	44.715			60.6	36:30.111	
15	2:10.464	41.436	48.376	40.652	149.3	38:40.575	
16	2:08.195	40.697	47.053	40.445	152.0	40:48.770	
17	2:06.454	38.961	46.934	40.559	154.1	42:55.224	
18	2:06.473	39.085	47.021	40.367	154.1	45:01.697	

25 Jan DOBBER NLD
Team GP Elite Porsche 992 GT3 CUP

1	1:47.340					173.2	1:47.340
2	2:26.205	48.352	52.350	45.503	133.3	4:13.545	
3	2:14.317	42.982	48.981	42.354	145.1	6:27.862	
4	2:17.932	41.984	54.253	41.695	141.3	8:45.794	
5	2:12.540	41.729	48.828	41.983	147.0	10:58.334	
6	2:10.389	40.386	48.148	41.855	149.4	13:08.723	
7	2:10.309	40.346	48.284	41.679	149.5	15:19.032	
8	2:11.103	40.549	48.557	41.997	148.6	17:30.135	
9	2:11.166	40.735	48.778	41.653	148.5	19:41.301	
10	2:10.030	40.027	48.515	41.488	149.8	21:51.331	
11	6:02.459 B	40.365			53.8	27:53.790	
12	2:17.571	44.928	50.441	42.202	141.6	30:11.361	
13	2:13.033	40.559	49.566	42.908	146.5	32:24.394	
14	2:11.236	40.734	48.700	41.802	148.5	34:35.630	
15	4:46.237 B	44.175			68.1	39:21.867	
16	2:13.595	40.443	48.381	44.771	145.8	41:35.462	
17	2:13.970	41.986	50.348	41.636	145.4	43:49.432	
18	2:11.213	40.432	49.022	41.759	148.5	46:00.645	

27 Salman AL KHALIFA BHR
Team Bahrain Porsche 992 GT3 CUP

1	3:29.434					88.7	3:29.434
2	2:23.701	52.002	48.911	42.788	135.6	5:53.135	
3	2:06.130	39.660	46.740	39.730	154.5	7:59.265	



Porsche Sprint Challenge ME Bapco 8 Hours of Bahrain Free Practice 1

Sector Analysis

— Invalidated Lap ■ Personal Best ■ Session Best B Crossing the pit lane

Lap	Time	Sector 1	Sector 2	Sector 3	Kph	Elapsed	Lap	Time	Sector 1	Sector 2	Sector 3	Kph	Elapsed
4	2:05.815	39.224	46.682	39.909	154.9	10:05.080	2	2:10.156	40.520	48.250	41.386	149.7	5:49.547
5	2:05.363	39.074	46.574	39.715	155.4	12:10.443	3	7:30.131 B	1:38.429			43.3	13:19.678
6	2:06.305	39.575	46.720	40.010	154.3	14:16.748	4	2:08.411	40.396	47.657	40.358	151.7	15:28.089
7	2:06.067	39.294	46.856	39.917	154.5	16:22.815	5	2:07.653	39.798	47.501	40.354	152.6	17:35.742
8	4:48.971 B	39.430			67.4	21:11.786	6	7:25.251 B	39.432			43.8	25:00.993
9	2:06.124	39.218	46.828	40.078	154.5	23:17.910	7	2:19.743	43.058	53.045	43.640	139.4	27:20.736
10	2:06.303	39.195	46.877	40.231	154.3	25:24.213	8	2:07.712	39.604	48.002	40.106	152.6	29:28.448
11	2:06.308	39.288	46.760	40.260	154.3	27:30.521	9	2:09.061	41.927	47.213	39.921	151.0	31:37.509
12	2:06.271	39.221	47.032	40.018	154.3	29:36.792	10	2:07.118	39.457	47.425	40.236	153.3	33:44.627
13	2:06.250	38.903	47.206	40.141	154.3	31:43.042	11	2:06.823	39.731	46.893	40.199	153.6	35:51.450
14	2:06.451	39.373	46.788	40.290	154.1	33:49.493	12	5:12.440 B	39.466			62.4	41:03.890
							13	2:10.151	40.200	49.330	40.621	149.7	43:14.041
							14	2:06.182	39.211	46.949	40.022	154.4	45:20.223

42	Cedric CHASSANG (R)	FRA				
Team GP Elite		Porsche 992 GT3 CUP				
1	1:37.486	190.7	1:37.486			
2	2:25.579	49.109	52.578	43.892	133.8	4:03.065
3	2:09.241	40.628	48.101	40.512	150.8	6:12.306
4	2:09.668	41.747	47.586	40.335	150.3	8:21.974
5	2:07.565	39.946	47.393	40.226	152.7	10:29.539
6	2:08.480	39.738	47.494	41.248	151.6	12:38.019
7	2:12.536	44.073	47.850	40.613	147.0	14:50.555
8	2:08.180	39.711	47.677	40.792	152.0	16:58.735
9	5:45.905 B	39.858			56.3	22:44.640
10	2:23.821	46.782	51.027	46.012	135.5	25:08.461
11	2:11.129	42.409	48.393	40.327	148.6	27:19.590
12	2:09.572	39.506	47.121	42.945	150.4	29:29.162
13	2:07.181	39.431	47.380	40.370	153.2	31:36.343
14	2:09.397	39.657	48.024	41.716	150.6	33:45.740
15	2:07.161	39.752	47.397	40.012	153.2	35:52.901
16	2:07.330	39.600	47.277	40.453	153.0	38:00.231
17	2:08.219	39.829	47.699	40.691	152.0	40:08.450
18	3:59.346 B	39.555			81.4	44:07.796
19	2:08.438	40.300	47.581	40.557	151.7	46:16.234

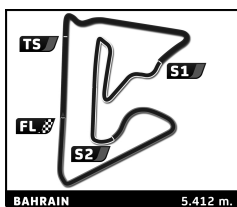
75	Ariel LEVI	ISR				
Huber Racing		Porsche 992 GT3 CUP				
1	2:47.478	111.0	2:47.478			
2	2:08.030	40.563	47.438	40.029	152.2	4:55.508
3	2:05.154	39.044	46.554	39.556	155.7	7:00.662
4	2:05.411	38.852	46.790	39.769	155.4	9:06.073
5	2:05.126	38.850	46.524	39.752	155.7	11:11.199
6	2:05.090	38.669	46.502	39.919	155.8	13:16.289
7	2:06.819	40.124	46.900	39.795	153.6	15:23.108
8	2:06.121	39.007	46.875	40.239	154.5	17:29.229
9	5:55.361 B	39.956			54.8	23:24.590
10	2:06.208	39.280	47.023	39.905	154.4	25:30.798
11	2:05.682	38.951	46.705	40.026	155.0	27:36.480
12	2:05.912	39.023	46.939	39.950	154.7	29:42.392
13	5:47.096 B	38.899			56.1	35:29.488
14	2:11.718	42.404	49.001	40.313	147.9	37:41.206
15	2:04.366	38.510	46.338	39.518	156.7	39:45.572
16	2:04.145	38.498	46.184	39.463	156.9	41:49.717
17	2:04.472	38.607	46.181	39.684	156.5	43:54.189

77	Khaled ALZAYED (R)	SAU				
Saudi Racing		Porsche 992 GT3 CUP				
1	3:39.391	2:08.346	49.890	41.155	84.7	3:39.391

83	Frederick JERICH	AUT				
Huber Racing		Porsche 992 GT3 CUP				
1	1:42.520	181.3	1:42.520			
2	2:18.522	47.642	49.525	41.355	140.7	4:01.042
3	2:07.953	39.662	47.962	40.329	152.3	6:08.995
4	2:08.038	40.723	47.088	40.227	152.2	8:17.033
5	2:06.646	39.289	47.193	40.164	153.8	10:23.679
6	2:08.009	39.567	47.221	41.221	152.2	12:31.688
7	7:46.440 B	40.163			41.8	20:18.128
8	2:06.834	39.577	47.240	40.017	153.6	22:24.962
9	2:07.506	40.436	47.236	39.834	152.8	24:32.468
10	2:05.336	39.000	46.366	39.970	155.4	26:37.804
11	2:08.511	39.491	46.577	42.443	151.6	28:46.315
12	2:05.731	39.130	46.671	39.930	155.0	30:52.046
13	6:16.393 B	39.001			51.8	37:08.439
14	2:12.160	41.828	49.654	40.678	147.4	39:20.599
15	2:05.850	39.587	46.554	39.709	154.8	41:26.449
16	2:05.108	38.557	46.978	39.573	155.7	43:31.557
17	2:06.103	39.208	47.231	39.664	154.5	45:37.660

84	Ahmad AL-SHEHAB	KWT				
Team Kuwait		Porsche 992 GT3 CUP				
1	2:01.792	152.6	2:01.792			
2	2:22.134	45.966	51.206	44.962	137.1	4:23.926
3	2:09.628	40.547	48.371	40.710	150.3	6:33.554
4	2:09.027	40.654	47.788	40.585	151.0	8:42.581
5	2:07.098	39.510	47.086	40.502	153.3	10:49.679
6	4:15.171 B	41.394			76.4	15:04.850
7	2:08.184	39.949	47.661	40.574	152.0	17:13.034
8	2:10.584	42.579	47.534	40.471	149.2	19:23.618
9	2:11.382	42.240	47.395	41.747	148.3	21:35.000
10	2:16.088	44.190	48.594	43.304	143.2	23:51.088
11	6:01.783 B	40.537			53.9	29:52.871
12	2:13.704	42.910	49.813	40.981	145.7	32:06.575
13	2:10.899	42.527	48.377	39.995	148.8	34:17.474
14	2:06.552	40.181	46.351	40.020	154.0	36:24.026
15	2:19.407	51.115	47.520	40.772	139.8	38:43.433
16	2:06.643	39.411	46.742	40.490	153.8	40:50.076
17	2:08.358	39.242	48.338	40.778	151.8	42:58.434
18	2:17.006	39.080	47.057	50.869	142.2	45:15.440

89	Bashar MARDINI	CAN
Huber Racing		Porsche 992 GT3 CUP



Porsche Sprint Challenge ME Bapco 8 Hours of Bahrain Free Practice 1

Sector Analysis

— Invalidated Lap ■ Personal Best ■ Session Best B Crossing the pit lane

Lap	Time	Sector 1	Sector 2	Sector 3	Kph	Elapsed	Lap	Time	Sector 1	Sector 2	Sector 3	Kph	Elapsed
1	1:55.828				160.5	1:55.828							
2	2:18.742	45.311	50.483	42.948	140.4	4:14.570							
3	2:07.085	40.210	46.841	40.034	153.3	6:21.655							
4	2:06.792	40.260	46.651	39.881	153.7	8:28.447							
5	2:05.385	38.842	46.578	39.965	155.4	10:33.832							
6	2:06.839	40.002	46.756	40.081	153.6	12:40.671							
7	2:07.636	40.295	47.153	40.188	152.6	14:48.307							
8	2:05.809	38.949	46.804	40.056	154.9	16:54.116							
9	5:09.023 B	38.991			63.0	22:03.139							
10	2:06.977	39.612	46.816	40.549	153.4	24:10.116							
11	2:13.411	46.070	47.040	40.301	146.0	26:23.527							
12	2:05.713	38.983	46.677	40.053	155.0	28:29.240							
13	2:10.643	38.940	47.009	44.694	149.1	30:39.883							
14	6:01.411 B	41.296			53.9	36:41.294							
15	2:11.601	42.556	48.805	40.240	148.0	38:52.895							
16	2:05.188	38.928	46.624	39.636	155.6	40:58.083							
17	2:04.847	38.632	46.633	39.582	156.1	43:02.930							
18	2:04.531	38.595	46.367	39.569	156.5	45:07.461							

91	Alex MALYKHIN	GBR				
	Pure Rcing	Porsche 992 GT3 CUP				
1	3:37.620	2:06.936	49.126	41.558	85.4	3:37.620
2	2:12.541	40.387	48.199	43.955	147.0	5:50.161
3	2:14.870	43.779	48.915	42.176	144.5	8:05.031
4	2:06.700	39.301	47.194	40.205	153.8	10:11.731
5	2:06.485	39.009	47.112	40.364	154.0	12:18.216
6	2:06.296	39.014	46.950	40.332	154.3	14:24.512
7	7:55.207 B	39.326			41.0	22:19.719
8	2:23.536	39.175	1:01.895	42.466	135.7	24:43.255
9	2:07.674	39.394	47.747	40.533	152.6	26:50.929
10	2:06.781	39.137	47.192	40.452	153.7	28:57.710
11	2:10.728	39.357	47.746	43.625	149.0	31:08.438
12	4:05.836 B	40.354			79.3	35:14.274
13	2:14.072	41.562	50.171	42.339	145.3	37:28.346
14	2:06.416	39.249	47.233	39.934	154.1	39:34.762
15	2:05.406	38.764	46.776	39.866	155.4	41:40.168
16	2:39.924	38.932	1:18.658	42.334	121.8	44:20.092
17	2:08.944	38.940	46.943	43.061	151.1	46:29.036