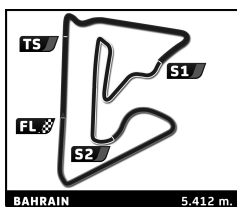


Porsche Sprint Challenge ME Bapco 8 Hours of Bahrain Free Practice 2

Sector Analysis

— Invalidated Lap ■ Personal Best ■ Session Best B Crossing the pit lane

Lap	Time	Sector 1	Sector 2	Sector 3	Kph	Elapsed	Lap	Time	Sector 1	Sector 2	Sector 3	Kph	Elapsed
2 Ghislain CORDEEL BEL Team GP Elite Porsche 992 GT3 CUP							4	2:10.096	39.587	47.288	43.221	149.8	9:49.235
1	2:13.902	43.897	47.958	42.047	138.8	3:48.452	5	2:08.483	39.710	47.566	41.207	151.6	11:57.718
2	2:05.868	39.071	46.848	39.949	154.8	5:54.320	6	2:07.341	39.574	47.223	40.544	153.0	14:05.059
3	2:05.595	38.916	46.481	40.198	155.1	7:59.915	7	2:09.061	40.357	47.301	41.403	151.0	16:14.120
4	2:05.937	38.978	46.951	40.008	154.7	10:05.852	8	2:09.294	39.260	47.872	42.162	150.7	18:23.414
5	2:06.034	38.983	46.740	40.311	154.6	12:11.886	9	2:10.494	41.556	47.744	41.194	149.3	20:33.908
6	2:06.548	39.643	46.860	40.045	154.0	14:18.434	10	2:09.288	39.758	48.015	41.515	150.7	22:43.196
7	2:06.330	39.237	47.041	40.052	154.2	16:24.764	11	2:09.300	40.001	48.099	41.200	150.7	24:52.496
8	2:07.618	39.975	47.211	40.432	152.7	18:32.382	12	2:10.916	39.614	47.906	43.396	148.8	27:03.412
9	2:06.985	39.881	46.858	40.246	153.4	20:39.367	13	9:11.283	40.622			35.3	36:14.695
10	2:09.854	39.195	48.425	42.234	150.0	22:49.221	14	2:10.139	42.325	47.602	40.212	149.7	38:24.834
11	6:47.478	39.546			47.8	29:36.699	15	2:05.038	38.856	46.478	39.704	155.8	40:29.872
12	2:17.813	47.342	48.417	42.054	141.4	31:54.512	16	2:06.340	38.752	46.853	40.735	154.2	42:36.212
13	2:04.284	38.506	46.061	39.717	156.8	33:58.796	17	2:05.394	39.103	46.612	39.679	155.4	44:41.606
14	2:04.066	38.474	46.081	39.511	157.0	36:02.862	18	2:04.567	38.741	46.032	39.794	156.4	46:46.173
15	2:05.099	38.505	46.286	40.308	155.7	38:07.961							
3 Saud AL SAUD (R) SAU Saudi Racing Porsche 992 GT3 CUP							6 Harry KING GBR Pure RACING Porsche 992 GT3 CUP						
1	2:12.895	41.302	50.245	41.348	139.9	3:44.982	1	2:21.819	45.290	52.857	43.672	131.1	4:14.067
2	2:07.467	39.616	47.711	40.140	152.8	5:52.449	2	2:15.444	43.351	50.546	41.547	143.8	6:29.511
3	2:06.979	39.339	47.262	40.378	153.4	7:59.428	3	2:11.478	40.524	48.370	42.584	148.2	8:40.989
4	2:07.860	39.048	47.482	41.330	152.4	10:07.288	4	6:13.458	42.124			52.2	14:54.447
5	2:06.861	39.434	47.338	40.089	153.6	12:14.149	5	2:08.904	40.761	47.655	40.488	151.1	17:03.351
6	2:10.709	42.699	47.763	40.247	149.1	14:24.858	6	2:09.211	40.512	48.240	40.459	150.8	19:12.562
7	8:31.621	39.468			38.1	22:56.479	7	2:05.079	38.932	46.386	39.761	155.8	21:17.641
8	2:39.786	39.914	47.848	1:12.024	121.9	25:36.265	8	2:05.377	38.846	46.530	40.001	155.4	23:23.018
9	11:49.114	50.763			27.5	37:25.379	9	2:08.845	38.949	46.482	43.414	151.2	25:31.863
10	2:11.608	41.966	48.810	40.832	148.0	39:36.987	10	2:05.399	38.880	46.499	40.020	155.4	27:37.262
							11	5:31.403	38.833			58.8	33:08.665
							12	2:15.838	40.468	50.398	44.972	143.4	35:24.503
							13	2:03.608	38.336	45.982	39.290	157.6	37:28.111
							14	2:03.012	38.237	45.574	39.201	158.4	39:31.123
4 Georgi DONCHEV BGR Huber Racing Porsche 992 GT3 CUP							7 Bandar ALESAYI SAU Saudi Racing Porsche 992 GT3 CUP						
1	2:09.310	40.503	48.310	40.497	143.7	3:22.671	1	3:21.959	1:17.738	1:08.857	55.364	92.0	5:26.628
2	2:06.056	39.049	46.832	40.175	154.6	5:28.727	2	2:53.554	57.352	1:07.240	48.962	112.3	8:20.182
3	2:05.925	38.961	46.740	40.224	154.7	7:34.652	3	2:56.026	1:00.117	1:10.848	45.061	110.7	11:16.208
4	2:05.847	38.968	46.878	40.001	154.8	9:40.499	4	5:23.829	48.050			60.2	16:40.037
5	2:07.156	39.721	47.106	40.329	153.2	11:47.655	5	2:13.663	41.749	50.417	41.497	145.8	18:53.700
6	2:06.415	39.137	46.956	40.322	154.1	13:54.070	6	2:06.592	39.363	47.278	39.951	153.9	21:00.292
7	2:06.183	39.019	47.207	39.957	154.4	16:00.253	7	2:05.708	38.974	46.705	40.029	155.0	23:06.000
8	5:55.440	39.026			54.8	21:55.693	8	2:09.723	38.889	46.507	44.327	150.2	25:15.723
9	2:07.986	39.186	47.793	41.007	152.2	24:03.679	9	2:14.261	43.321	50.242	40.698	145.1	27:29.984
10	2:06.476	39.188	47.078	40.210	154.0	26:10.155	10	4:45.301	39.912			68.3	32:15.285
11	7:26.009	39.086			43.7	33:36.164	11	2:15.517	43.016	50.378	42.123	143.8	34:30.802
12	2:07.508	39.717	47.818	39.973	152.8	35:43.672	12	2:05.512	39.236	46.884	39.392	155.2	36:36.314
13	2:04.687	38.728	46.570	39.389	156.3	37:48.359	13	2:04.450	38.893	46.131	39.426	156.6	38:40.764
14	2:03.775	38.383	46.001	39.391	157.4	39:52.134	14	2:04.658	38.377	46.366	39.915	156.3	40:45.422
15	2:04.099	38.448	46.200	39.451	157.0	41:56.233	15	2:05.083	38.694	46.378	40.011	155.8	42:50.505
16	2:04.415	38.633	46.286	39.496	156.6	44:00.648							
17	2:05.196	38.721	46.557	39.918	155.6	46:05.844							
5 Soeren SPRENG DEU Team GP Elite Porsche 992 GT3 CUP							10 Florian JANITS AUT DHL Team Porsche 992 GT3 CUP						
1	2:12.128	40.703	50.290	41.135	140.7	3:24.724	1	2:58.874	58.909	1:02.475	57.490	103.9	4:57.989
2	2:07.683	39.484	47.665	40.534	152.6	5:32.407	2	2:49.114	57.404	59.362	52.348	115.2	7:47.103
3	2:06.732	39.104	47.385	40.243	153.7	7:39.139	3	2:09.543	41.224	47.450	40.869	150.4	9:56.646
							4	2:20.634	39.911	51.094	49.629	138.5	12:17.280



Porsche Sprint Challenge ME Bapco 8 Hours of Bahrain Free Practice 2

Sector Analysis

— Invalidated Lap ■ Personal Best ■ Session Best B Crossing the pit lane

Lap	Time	Sector 1	Sector 2	Sector 3	Kph	Elapsed	Lap	Time	Sector 1	Sector 2	Sector 3	Kph	Elapsed
5	5:33.045B	49.747			58.5	17:50.325	5	2:08.079	39.966	47.472	40.641	152.1	12:24.761
6	2:08.722	40.765	47.680	40.277	151.4	19:59.047	6	2:10.157	39.203	47.490	43.464	149.7	14:34.918
7	2:05.197	38.950	46.345	39.902	155.6	22:04.244	7	7:54.581B	45.189			41.1	22:29.499
8	2:05.894	39.329	46.420	40.145	154.8	24:10.138	8	2:10.943	40.563	48.086	42.294	148.8	24:40.442
9	2:06.643	39.257	47.161	40.225	153.8	26:16.781	9	2:06.704	39.105	47.017	40.582	153.8	26:47.146
10	8:07.488B	39.203			40.0	34:24.269	10	2:07.398	38.877	46.672	41.849	152.9	28:54.544
11	2:21.795	47.342	50.007	44.446	137.4	36:46.064	11	2:05.672	38.818	46.790	40.064	155.0	31:00.216
12	2:13.056	40.052	50.528	42.476	146.4	38:59.120	12	2:06.313	38.851	46.804	40.658	154.2	33:06.529
13	2:04.378	38.621	46.118	39.639	156.6	41:03.498	13	2:05.629	38.877	46.727	40.025	155.1	35:12.158
14	2:04.750	38.537	46.547	39.666	156.2	43:08.248	14	2:06.505	39.145	47.181	40.179	154.0	37:18.663
15	2:04.699	38.703	46.068	39.928	156.2	45:12.947	15	5:39.333B	40.005			57.4	42:57.996
							16	2:10.340	41.909	48.097	40.334	149.5	45:08.336

12	Harri JONES	AUS				
	BWT Junior Racing	Porsche 992 GT3 CUP				
1	2:18.543B	43.634	52.643	42.266	134.2	3:46.891
2	2:12.571	41.747	48.485	42.339	147.0	5:59.462
3	2:07.128	39.183	47.438	40.507	153.3	8:06.590
4	2:16.939	43.259	51.091	42.589	142.3	10:23.529
5	5:11.677B	44.017			62.5	15:35.206
6	2:09.607	40.372	48.660	40.575	150.3	17:44.813
7	2:06.209	38.951	46.943	40.315	154.4	19:51.022
8	2:07.208	39.328	47.667	40.213	153.2	21:58.230
9	2:07.082	39.920	47.043	40.119	153.3	24:05.312
10	2:07.652	39.183	46.932	41.537	152.6	26:12.964
11	5:48.353B	40.099			55.9	32:01.317
12	2:11.533	41.441	49.865	40.227	148.1	34:12.850
13	2:03.587	38.428	45.951	39.208	157.6	36:16.437
14	2:03.458	38.140	46.059	39.259	157.8	38:19.895
15	2:04.520	38.547	45.840	40.133	156.5	40:24.415
16	2:04.311	38.485	46.368	39.458	156.7	42:28.726
17	2:14.910	42.551	49.723	42.636	144.4	44:43.636

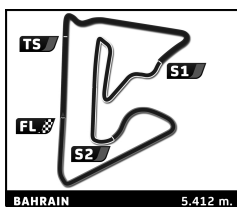
17	Mark J. THOMAS	CAN				
	M3L Team	Porsche 992 GT3 CUP				
1	3:00.468B	1:05.832	1:03.618	51.018	103.0	5:14.385
2	2:32.381	54.566	54.186	43.629	127.9	7:46.766
3	2:25.881	42.542	52.198	51.141	133.6	10:12.647
4	5:42.590B	50.970			56.9	15:55.237
5	2:13.358	41.850	48.836	42.672	146.1	18:08.595
6	2:09.734	40.666	48.435	40.633	150.2	20:18.329
7	2:07.806	39.292	47.404	41.110	152.4	22:26.135
8	2:07.461	39.143	47.526	40.792	152.9	24:33.596
9	2:07.843	39.496	47.447	40.900	152.4	26:41.439
10	2:08.857	39.749	47.703	41.405	151.2	28:50.296
11	5:09.612B	42.125			62.9	33:59.908
12	2:25.490	44.369	56.252	44.869	133.9	36:25.398
13	2:13.042	42.397	49.145	41.500	146.4	38:38.440
14	2:09.275	39.685	48.764	40.826	150.7	40:47.715
15	2:07.158	39.525	47.214	40.419	153.2	42:54.873
16	2:06.821	39.198	46.992	40.631	153.6	45:01.694

23	Khaled ALAHMADI (R)	SAU				
	Saudi Racing	Porsche 992 GT3 CUP				
1	2:18.088B	45.362	48.750	43.976	134.6	3:53.139
2	2:07.570	39.256	47.538	40.776	152.7	6:00.709
3	2:07.001	39.392	47.161	40.448	153.4	8:07.710
4	2:08.972	40.012	47.709	41.251	151.1	10:16.682

25	Jan DOBBER	NLD				
	Team GP Elite	Porsche 992 GT3 CUP				
1	2:26.728B	49.626	52.485	44.617	126.7	4:16.839
2	2:15.240	42.811	49.849	42.580	144.1	6:32.079
3	2:12.485	41.493	49.096	41.896	147.1	8:44.564
4	2:12.898	40.493	50.341	42.064	146.6	10:57.462
5	2:14.810	42.866	49.857	42.087	144.5	13:12.272
6	2:11.595	40.597	49.458	41.540	148.1	15:23.867
7	2:11.280	40.385	49.039	41.856	148.4	17:35.147
8	2:12.619	40.230	50.392	41.997	146.9	19:47.766
9	5:47.090B	40.604			56.1	25:34.856
10	2:12.427	40.722	49.481	42.224	147.1	27:47.283
11	2:11.408	40.540	48.570	42.298	148.3	29:58.691
12	2:10.747	40.252	48.706	41.789	149.0	32:09.438
13	2:12.231	40.218	49.000	43.013	147.3	34:21.669
14	3:51.867B	40.460			84.0	38:13.536
15	2:12.325	41.029	48.839	42.457	147.2	40:25.861
16	2:10.355	40.388	48.374	41.593	149.5	42:36.216
17	2:11.143	41.018	48.686	41.439	148.6	44:47.359
18	2:10.064	39.999	48.530	41.535	149.8	46:57.423

27	Salman AL KHALIFA	BHR				
	Team Bahrain	Porsche 992 GT3 CUP				
1	2:39.143B	50.077	54.528	54.538	116.8	4:19.708
2	2:24.851	47.971	48.742	48.138	134.5	6:44.559
3	2:07.761	39.579	47.268	40.914	152.5	8:52.320
4	2:17.549	41.790	51.566	44.193	141.6	11:09.869
5	6:42.675B	46.214			48.4	17:52.544
6	2:31.635	45.451	54.914	51.270	128.5	20:24.179
7	2:15.145	40.773	53.245	41.127	144.2	22:39.324
8	2:05.123	39.015	46.463	39.645	155.7	24:44.447
9	2:04.837	39.019	46.430	39.388	156.1	26:49.284
10	2:30.581	46.923	59.471	44.187	129.4	29:19.865
11	2:06.262	39.239	47.208	39.815	154.3	31:26.127
12	5:58.549B	40.457			54.3	37:24.676
13	2:05.482	39.171	46.508	39.803	155.3	39:30.158
14	2:05.368	39.031	46.609	39.728	155.4	41:35.526
15	2:05.575	39.087	46.601	39.887	155.2	43:41.101
16	2:05.384	38.874	46.641	39.869	155.4	45:46.485

42	Cedric CHASSANG (R)	FRA				
	Team GP Elite	Porsche 992 GT3 CUP				
1	2:32.074B	54.541	53.510	44.023	122.2	4:31.873
2	2:08.905	40.034	48.392	40.479	151.1	6:40.778



Porsche Sprint Challenge ME Bapco 8 Hours of Bahrain Free Practice 2

Sector Analysis

— Invalidated Lap ■ Personal Best ■ Session Best B Crossing the pit lane

Lap	Time	Sector 1	Sector 2	Sector 3	Kph	Elapsed	Lap	Time	Sector 1	Sector 2	Sector 3	Kph	Elapsed
3	2:06.975	39.501	47.119	40.355	153.4	8:47.753	5	2:06.425	39.426	46.813	40.186	154.1	11:54.967
4	2:10.067	41.348	48.468	40.251	149.8	10:57.820	6	5:16.784 B	39.439			61.5	17:11.751
5	2:09.556	40.612	48.492	40.452	150.4	13:07.376	7	2:09.530	39.944	47.538	42.048	150.4	19:21.281
6	2:06.962	39.508	47.289	40.165	153.5	15:14.338	8	2:07.696	39.752	47.096	40.848	152.6	21:28.977
7	2:07.580	39.829	47.502	40.249	152.7	17:21.918	9	2:06.582	39.371	46.792	40.419	153.9	23:35.559
8	2:07.893	39.752	47.581	40.560	152.3	19:29.811	10	11:18.582 B	39.557			28.7	34:54.141
9	6:24.403 B	39.744			50.7	25:54.214	11	2:06.224	39.510	46.992	39.722	154.4	37:00.365
10	2:21.508	45.645	52.352	43.511	137.7	28:15.722	12	2:04.782	38.630	46.560	39.592	156.1	39:05.147
11	2:06.917	39.548	47.416	39.953	153.5	30:22.639	13	2:04.421	38.759	46.008	39.654	156.6	41:09.568
12	2:06.276	39.334	47.130	39.812	154.3	32:28.915	14	2:04.708	38.694	46.195	39.819	156.2	43:14.276
13	2:06.401	39.165	47.243	39.993	154.1	34:35.316							
14	2:09.784	40.538	49.015	40.231	150.1	36:45.100							
15	2:06.682	39.398	47.194	40.090	153.8	38:51.782							
16	2:07.138	39.644	47.314	40.180	153.2	40:58.920							

75 Ariel LEVI		ISR				
Huber Racing		Porsche 992 GT3 CUP				
1	2:09.268 B	41.668	47.313	40.287	143.8	4:44.333
2	2:05.134	38.996	46.408	39.730	155.7	6:49.467
3	2:04.471	38.640	46.241	39.590	156.5	8:53.938
4	2:05.983	39.071	46.896	40.016	154.6	10:59.921
5	2:06.656	39.280	47.237	40.139	153.8	13:06.577
6	2:05.778	39.090	46.827	39.861	154.9	15:12.355
7	2:06.240	39.013	46.951	40.276	154.3	17:18.595
8	19:37.769 B	39.140			16.5	36:56.364
9	2:16.223	39.969	46.479	49.775	143.0	39:12.587
10	2:04.068	38.703	46.016	39.349	157.0	41:16.655
11	2:03.570	38.471	45.830	39.269	157.7	43:20.225
12	2:03.766	38.410	46.005	39.351	157.4	45:23.991

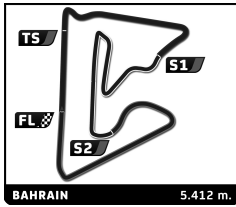
77 Khaled ALZAYED (R)		SAU				
Saudi Racing		Porsche 992 GT3 CUP				
1	2:16.713 B	42.287	52.564	41.862	136.0	3:47.057
2	2:08.749	39.402	48.772	40.575	151.3	5:55.806
3	2:07.601	39.456	47.512	40.633	152.7	8:03.407
4	2:07.813	39.354	47.516	40.943	152.4	10:11.220
5	2:08.042	39.369	47.661	41.012	152.2	12:19.262
6	5:17.112 B	40.009			61.4	17:36.374
7	2:15.934	39.634	49.861	46.439	143.3	19:52.308
8	2:08.145	39.627	47.930	40.588	152.0	22:00.453
9	2:07.615	39.491	47.604	40.520	152.7	24:08.068
10	5:31.155 B	39.542			58.8	29:39.223
11	2:16.439	46.500	48.819	41.120	142.8	31:55.662
12	2:06.695	39.380	47.316	39.999	153.8	34:02.357
13	2:06.383	39.448	47.277	39.658	154.2	36:08.740
14	2:05.933	39.002	47.013	39.918	154.7	38:14.673
15	2:06.178	39.222	47.120	39.836	154.4	40:20.851
16	2:05.911	39.079	46.935	39.897	154.7	42:26.762
17	2:06.281	39.190	47.131	39.960	154.3	44:33.043
18	2:07.161	39.579	47.367	40.215	153.2	46:40.204

83 Frederick JERICH		AUT				
Huber Racing		Porsche 992 GT3 CUP				
1	2:07.421 B	39.806	47.132	40.483	145.9	3:29.005
2	2:06.298	39.258	46.803	40.237	154.3	5:35.303
3	2:06.200	38.969	47.111	40.120	154.4	7:41.503
4	2:07.039	39.154	47.504	40.381	153.4	9:48.542

84 Ahmad AL-SHEHAB		KWT				
Team Kuwait		Porsche 992 GT3 CUP				
1	2:32.267 B	55.212	54.618	42.437	122.1	4:03.981
2	2:12.155	41.475	49.384	41.296	147.4	6:16.136
3	2:09.055	40.371	47.665	41.019	151.0	8:25.191
4	2:08.309	39.781	47.635	40.893	151.8	10:33.500
5	5:05.971 B	39.787			63.7	15:39.471
6	2:14.773	43.102	50.017	41.654	144.6	17:54.244
7	2:11.730	41.275	49.300	41.155	147.9	20:05.974
8	2:07.957	39.299	47.066	41.592	152.3	22:13.931
9	2:07.135	39.345	47.260	40.530	153.2	24:21.066
10	2:08.038	39.943	47.544	40.551	152.2	26:29.104
11	6:53.234 B	39.885			47.1	33:22.338
12	2:25.054	49.197	53.654	42.203	134.3	35:47.392
13	2:09.532	40.866	48.211	40.455	150.4	37:56.924
14	2:05.443	38.941	46.282	40.220	155.3	40:02.367
15	2:06.190	39.572	46.526	40.092	154.4	42:08.557
16	2:05.975	39.261	46.644	40.070	154.7	44:14.532
17	2:07.000	39.361	47.048	40.591	153.4	46:21.532

89 Bashar MARDINI		CAN				
Huber Racing		Porsche 992 GT3 CUP				
1	2:15.182 B	42.740	51.136	41.306	137.5	4:24.674
2	2:08.071	39.637	48.062	40.372	152.1	6:32.745
3	2:06.979	39.956	47.058	39.965	153.4	8:39.724
4	2:06.129	38.987	46.817	40.325	154.5	10:45.853
5	2:06.652	39.507	47.008	40.137	153.8	12:52.505
6	2:06.278	39.004	46.999	40.275	154.3	14:58.783
7	2:06.499	39.067	47.222	40.210	154.0	17:05.282
8	4:26.040 B	40.330			73.2	21:31.322
9	2:14.509	39.539	54.553	40.417	144.8	23:45.831
10	2:07.291	39.405	47.121	40.765	153.1	25:53.122
11	2:07.758	39.107	48.204	40.447	152.5	28:00.880
12	7:36.953 B	39.149			42.6	35:37.833
13	2:23.284	46.330	53.543	43.411	136.0	38:01.117
14	2:06.658	39.331	47.519	39.808	153.8	40:07.775
15	2:04.557	38.721	46.187	39.649	156.4	42:12.332
16	2:05.053	38.671	46.595	39.787	155.8	44:17.385
17	2:04.913	38.770	46.351	39.792	156.0	46:22.298

91 Alex MALYKHIN		GBR				
Pure Rxcing		Porsche 992 GT3 CUP				
1	2:21.813 B	45.181	52.837	43.795	131.1	4:14.754
2	2:15.309	43.184	50.748	41.377	144.0	6:30.063
3	2:11.702	41.036	49.715	40.951	147.9	8:41.765
4	5:27.278 B	42.047			59.5	14:09.043



Porsche Sprint Challenge ME
Bapco 8 Hours of Bahrain
Free Practice 2

Sector Analysis

— Invalidated Lap ■ Personal Best ■ Session Best B Crossing the pit lane

Lap	Time	Sector 1	Sector 2	Sector 3	Kph	Elapsed	Lap	Time	Sector 1	Sector 2	Sector 3	Kph	Elapsed
5	2:06.485	39.370	47.117	39.998	154.0	16:15.528							
6	2:06.977	39.145	47.097	40.735	153.4	18:22.505							
7	2:06.604	39.224	47.068	40.312	153.9	20:29.109							
8	2:27.119	39.146	46.969	1:01.004	132.4	22:56.228							
9	6:31.483 B	41.838			49.8	29:27.711							
10	2:11.597	42.024	48.765	40.808	148.1	31:39.308							
11	2:10.843	41.231	49.084	40.528	148.9	33:50.151							
12	2:04.615	38.683	46.517	39.415	156.3	35:54.766							
13	2:04.678	38.797	46.440	39.441	156.3	37:59.444							
14	2:12.898	39.169	50.602	43.127	146.6	40:12.342							
15	2:09.823	38.905	49.255	41.663	150.1	42:22.165							
16	2:05.826	38.796	46.726	40.304	154.8	44:27.991							