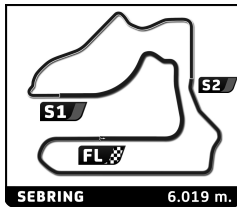


# FIA WEC 1000 Miles of Sebring Free Practice 2

## Sector Analysis

Lap under Red Flag											Invalidated Lap	Personal Best	Session Best	B Crossing the pit lane		
Lap	D	Time	Sector 1	Sector 2	Sector 3	T. Spd	Elapsed	Lap	D	Time	Sector 1	Sector 2	Sector 3	T. Spd	Elapsed	
<b>2</b>		<b>Cadillac Racing</b>		3. Richard WESTBROOK		Cadillac V-Series.R HYPERCAR H		6	3	13:16.155	B	58.922	1:23.234	...	192.2	24:05.687
		1. Earl BAMBER						7	3	1:54.463	34.786	40.036	39.641	290.3	26:00.150	
		2. Alex LYNN						8	3	1:51.309	33.534	38.454	39.321	290.9	27:51.459	
1	3	2:05.078	B	39.777	43.570	41.731	249.0	9	3	1:50.641	32.740	38.649	39.252	290.3	29:42.100	
2	3	1:52.625	34.832	38.882	38.911	290.9	4:36.045	10	3	1:51.115	33.059	38.738	39.318	289.7	31:33.215	
3	3	1:49.806	33.061	38.322	38.423	291.5	6:25.851	11	3	<b>1:49.782</b>	32.609	38.385	<b>38.788</b>	289.7	33:22.997	
4	3	1:51.376	32.575	38.187	40.614	223.3	8:17.227	12	3	1:51.193	32.528	38.411	40.254	287.2	35:14.190	
5	3	1:50.262	32.461	38.166	39.635	287.8	10:07.489	13	3	1:50.271	32.681	38.431	39.159	289.7	37:04.461	
6	3	13:33.010	B	32.483	54.054	...	170.5	14	2	7:20.761	B	32.583	38.481	6:09.697	200.6	44:25.222
7	3	1:59.975	38.302	41.966	39.707	288.5	25:40.474	15	2	1:55.338	35.362	40.541	39.435	291.5	46:20.560	
8	3	1:52.654	33.249	38.911	40.494	281.3	27:33.128	16	2	1:50.718	33.008	38.838	38.872	289.7	48:11.278	
9	3	<b>1:48.265</b>	<b>32.128</b>	37.962	<b>38.175</b>	290.9	29:21.393	17	2	1:50.607	32.707	39.054	38.846	289.7	50:01.885	
10	3	1:54.996	34.552	40.159	40.285	275.1	31:16.389	18	2	1:51.086	32.556	38.737	39.793	290.9	51:52.971	
11	3	1:48.302	32.169	<b>37.884</b>	38.249	290.9	33:04.691	19	2	1:49.861	<b>32.522</b>	38.380	38.959	291.5	53:42.832	
12	3	5:42.058	B	33.788	40.134	4:28.136	222.9	20	2	1:51.998	32.620	39.716	39.662	293.4	55:34.830	
13	2	5:24.448	B	35.525	51.069	3:57.854	218.3	21	2	1:52.743	34.669	39.025	39.049	292.2	57:27.573	
14	2	1:56.796	34.655	40.650	41.491	183.6	46:07.993	22	2	1:51.905	33.877	38.554	39.474	262.9	59:19.478	
15	2	1:50.626	33.070	38.593	38.963	289.1	47:58.619	23	2	1:51.696	32.871	39.054	39.771	290.3	1:01:11.174	
16	2	1:49.949	32.567	38.706	38.676	289.1	49:48.568									
17	2	1:49.132	32.500	38.130	38.502	290.9	51:37.700									
18	2	1:50.125	32.620	38.731	38.774	291.5	53:27.825									
19	2	1:52.283	33.358	39.307	39.618	290.9	55:20.108									
20	2	1:51.588	32.528	38.939	40.121	282.5	57:11.696									
21	2	1:50.012	32.969	38.153	38.890	283.7	59:01.708									
22	2	1:50.379	33.314	38.382	38.683	290.3	1:00:52.087									
<b>4</b>		<b>Floyd Vanwall Racing Team</b>		3. Jacques VILLENEUVE		Vanwall Vandervell 680 HYPERCAR										
		1. Tom DILLMANN														
		2. Esteban GUERRIERI														
1	3	24:42.900	B	59.670	1:15.496	...	141.0	25:58.811								
2	3	2:09.958	44.624	44.167	41.167	288.5	28:08.769									
3	3	1:57.523	35.582	40.580	41.361	291.5	30:06.292									
4	3	1:53.921	34.031	39.956	39.934	290.3	32:00.213									
5	3	1:55.383	33.945	41.529	39.909	289.7	33:55.596									
6	3	1:55.330	34.514	40.207	40.609	287.2	35:50.926									
7	3	1:53.601	34.239	39.626	39.736	289.1	37:44.527									
8	1	6:35.234	B	33.900	40.312	5:21.022	215.5	44:19.761								
9	1	2:06.243	40.531	44.258	41.454	289.1	46:26.004									
10	1	1:56.924	36.753	40.657	39.514	291.5	48:22.928									
11	1	1:55.408	34.584	39.549	41.275	290.9	50:18.336									
12	1	1:51.626	33.440	<b>38.798</b>	39.388	292.2	52:09.962									
13	1	<b>1:51.524</b>	33.300	38.891	39.333	292.2	54:01.486									
14	1	1:52.033	<b>33.176</b>	39.688	<b>39.169</b>	293.4	55:53.519									
15	1	1:51.737	33.535	38.983	39.219	292.8	57:45.256									
16	1	1:54.869	33.896	41.501	39.472	292.8	59:40.125									
17	1	1:51.830	33.364	39.197	39.269	291.5	1:01:31.955									
<b>5</b>		<b>Porsche Penske Motorsport</b>		3. Frédéric MAKOWIECKI		Porsche 963 HYPERCAR H										
		1. Dane CAMERON														
		2. Michael CHRISTENSEN														
1	3	2:04.010	B	39.755	42.015	42.240	287.8	3:23.945								
2	3	1:53.664	34.226	39.289	40.149	289.1	5:17.609									
3	3	1:50.980	33.044	38.766	39.170	290.3	7:08.589									
4	3	1:50.938	33.316	38.510	39.112	289.1	8:59.527									
5	3	1:50.005	32.903	<b>38.260</b>	38.842	289.1	10:49.532									
<b>6</b>		<b>Porsche Penske Motorsport</b>		3. Laurens VANTHOOR		Porsche 963 HYPERCAR H										
		1. Kevin ESTRE														
		2. André LOTTERER														
1	2	1:59.232	B	36.982	41.557	40.693	286.6	4:29.762								
2	2	1:53.883	33.921	40.249	39.713	289.1	6:23.645									
3	2	1:51.845	33.488	38.931	39.426	269.6	8:15.490									
4	2	1:53.286	<b>32.925</b>	39.327	41.034	276.8	10:08.776									
5	2	15:08.361	B	33.170	1:06.902	...	214.2	25:17.137								
6	2	1:59.516	34.670	44.839	40.007	286.6	27:16.653									
7	2	1:52.366	33.183	39.607	39.576	287.8	29:09.019									
8	2	<b>1:51.060</b>	33.011	<b>38.554</b>	39.495	287.8	31:00.079									
9	2	1:51.851	33.220	38.793	39.838	281.9	32:51.930									
10	2	1:51.804	33.434	38.668	39.702	287.8	34:43.734									
11	2	1:51.784	32.959	38.751	40.074	287.2	36:35.518									
12	2	1:52.513	33.481	39.452	39.580	289.7	38:28.031									
13	2	<b>2:37.640</b>	33.266	38.570	1:25.804	79.4	41:05.671									
14	2	10:17.722	B	52.545	40.735	8:44.442	224.4	51:23.393								
15	2	1:55.688	34.591	40.069	41.028	289.1	53:19.081									
16	2	1:52.924	33.954	39.114	39.856	292.2	55:12.005									
17	2	1:52.310	33.580	39.303	39.427	287.8	57:04.315									
18	2	1:51.215	33.081	38.832	<b>39.302</b>	290.9	58:55.530									
19	2	1:51.888	33.326	38.877	39.685	289.7	1:00:47.418									
<b>7</b>		<b>Toyota Gazoo Racing</b>		3. Jose Maria LOPEZ		Toyota GR010 HYBRID HYPERCAR H										
		1. Mike CONWAY														
		2. Kamui KOBAYASHI														
1	2	2:02.237	B	38.050	42.544	41.643	271.3	2:42.092								
2	2	1:52.405	34.174	39.394	38.837	289.7	4:34.497									
3	2	1:56.676	33.438	38.262	44.976	198.9	6:31.173									
4	2	<b>1:46.954</b>	<b>31.622</b>	<b>37.613</b>	<b>37.719</b>	290.3	8:18.127									
5	2	1:58.808	35.911	42.688	40.209	289.1	10:16.935									
6	2	13:20.358	B	31.748	1:19.897	...	173.1	23:37.293								
7	2	1:56.620	34.880	40.548	41.192	200.6	25:33.913									
8	2	1:48.417	32.133	38.036	38.248	289.1	27:22.330									
9	2	1:50.192	32.487	38.722	38.983	294.1	29:12.522									
10	2	1:49.253	32.237	38.292	38.724	287.8	31:01.775									



# FIA WEC 1000 Miles of Sebring Free Practice 2 Sector Analysis

Lap under Red Flag   Invalidated Lap   Personal Best   Session Best   B Crossing the pit lane

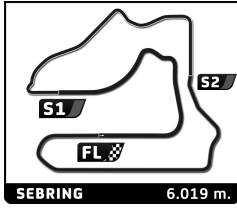
Lap	D	Time	Sector 1	Sector 2	Sector 3	T. Spd	Elapsed	Lap	D	Time	Sector 1	Sector 2	Sector 3	T. Spd	Elapsed
11	2	1:49.492	32.099	38.526	38.867	292.2	32:51.267	9	1	1:52.403	33.418	39.024	39.961	269.6	31:05.523
12	2	1:48.867	32.039	38.062	38.766	287.2	34:40.134	10	1	1:51.902	33.303	<b>39.018</b>	39.581	271.3	32:57.425
13	2	1:50.324	32.373	38.424	39.527	284.2	36:30.458	11	1	1:52.425	<b>33.130</b>	39.212	40.083	270.2	34:49.850
14	2	1:49.389	32.422	38.372	38.595	286.6	38:19.847	12	1	1:51.927	33.260	39.056	39.611	270.2	36:41.777
15	2	<b>2:22.659</b>	32.151	38.633	1:11.875	79.6	40:42.506	13	1	1:57.434	33.510	43.339	40.585	271.3	38:39.211
16	3	3:57.643 <b>B</b>	1:02.213	44.001	2:11.429	225.5	44:40.149	14	2	5:19.022 <b>B</b>	34.035	43.533	4:01.454	206.1	43:58.233
17	3	1:51.456	33.735	38.720	39.001	286.0	46:31.605	15	2	1:56.812	35.784	40.619	40.409	270.2	45:55.045
18	3	1:51.292	32.630	39.419	39.243	291.5	48:22.897	16	2	1:53.697	33.772	39.957	39.968	270.2	47:48.742
19	3	1:51.340	32.603	39.149	39.588	288.5	50:14.237	17	2	1:53.064	33.654	39.324	40.086	271.3	49:41.806
20	3	1:49.386	32.209	38.371	38.806	290.9	52:03.623	18	2	1:52.485	33.578	39.317	39.590	271.8	51:34.291
21	3	1:50.035	32.793	38.596	38.646	289.1	53:53.658	19	2	1:52.699	33.314	39.386	39.999	274.0	53:26.990
22	3	1:48.880	32.142	38.237	38.501	290.3	55:42.538	20	2	1:55.474	34.268	40.487	40.719	273.4	55:22.464
23	3	1:50.965	32.876	39.226	38.863	286.6	57:33.503	21	2	1:56.481	33.828	40.330	42.323	244.5	57:18.945
24	3	1:49.681	32.468	38.279	38.934	290.3	59:23.184	22	2	1:53.169	33.549	39.266	40.354	272.3	59:12.114
25	3	1:50.904	33.037	38.514	39.353	287.8	1:01:14.088	23	2	<b>1:51.722</b>	33.255	39.044	<b>39.423</b>	271.3	1:01:03.836

8		Toyota Gazoo Racing		Toyota GR010 HYBRID			
		1.Sébastien BUEMI		HYPERCAR H			
		2.Brendon HARTLEY		3.Ryo HIRAKAWA			
1	2	2:04.124 <b>B</b>	38.808	43.437	41.879	288.5	2:37.022
2	2	1:55.269	33.967	42.569	38.733	294.1	4:32.291
3	2	<b>1:47.272</b>	31.783	37.688	<b>37.801</b>	291.5	6:19.563
4	2	1:47.781	<b>31.348</b>	37.751	38.682	293.4	8:07.344
5	2	1:47.442	31.617	<b>37.630</b>	38.195	293.4	9:54.786
6	2	13:41.842 <b>B</b>	31.683	47.840	...	150.8	23:36.628
7	2	1:52.657	34.974	39.151	38.532	288.5	25:29.285
8	2	1:48.422	31.953	37.933	38.536	292.2	27:17.707
9	2	1:48.216	32.345	37.871	38.000	292.2	29:05.923
10	2	1:47.867	31.655	37.645	38.567	284.2	30:53.790
11	2	1:48.343	32.008	38.220	38.115	291.5	32:42.133
12	2	1:48.329	31.825	38.414	38.090	292.2	34:30.462
13	2	1:48.929	31.879	38.122	38.928	291.5	36:19.391
14	2	1:49.197	33.250	37.860	38.087	292.2	38:08.588
15	1	6:11.805 <b>B</b>	32.161	37.735	5:01.909	215.5	44:20.393
16	1	1:56.773	37.147	39.999	39.627	277.3	46:17.166
17	1	1:49.472	32.725	38.044	38.703	278.4	48:06.638
18	1	1:49.412	32.637	38.287	38.488	281.3	49:56.050
19	1	1:49.094	32.481	37.923	38.690	284.8	51:45.144
20	1	1:48.289	32.250	37.801	38.238	286.0	53:33.433
21	1	1:50.838	32.375	39.350	39.113	287.8	55:24.271
22	1	1:50.538	32.247	38.893	39.398	281.3	57:14.809
23	1	1:53.310	32.852	37.781	42.677	279.6	59:08.119
24	1	1:48.375	32.280	37.732	38.363	282.5	1:00:56.494

9		Prema Racing		Oreca 07 - Gibson			
		1.Filip UGRAN		LMP2			
		2.Bent VISCAAL		3.Andrea CALDARELLI			
1	1	2:04.013 <b>B</b>	38.687	42.441	42.885	229.7	3:05.947
2	1	1:54.415	34.368	40.025	40.022	269.1	5:00.362
3	1	1:52.624	33.226	39.516	39.882	270.7	6:52.986
4	1	1:53.151	33.851	39.503	39.797	272.3	8:46.137
5	1	1:53.148	33.740	39.438	39.970	271.8	10:39.285
6	1	14:42.981 <b>B</b>	51.754	1:25.379	...	208.0	25:22.266
7	1	1:58.340	36.143	40.735	41.462	269.6	27:20.606
8	1	1:52.514	33.463	39.125	39.926	271.8	29:13.120

10		Vector Sport		Oreca 07 - Gibson			
		1.Ryan CULLEN		LMP2			
		2.Matthias KAISER		3.Gabriel AUBRY			
1	3	2:07.246 <b>B</b>	38.796	44.490	43.960	248.1	2:44.296
2	3	2:03.701	35.613	44.717	43.371	271.3	4:47.997
3	3	1:54.983	33.733	40.214	41.036	267.0	6:42.980
4	3	1:55.012	33.231	39.193	42.588	251.7	8:37.992
5	3	15:05.477 <b>B</b>	42.770	1:05.416	...	185.4	23:43.469
6	3	2:03.521	38.276	42.437	42.808	267.0	25:46.990
7	3	1:54.627	34.938	39.686	40.003	268.1	27:41.617
8	3	<b>1:50.902</b>	32.960	<b>38.585</b>	<b>39.357</b>	270.7	29:32.519
9	3	1:55.041	<b>32.760</b>	38.716	43.565	215.5	31:27.560
10	3	1:52.013	33.248	38.808	39.957	269.6	33:19.573
11	1	3:24.697 <b>B</b>	33.789	39.335	2:11.573	171.6	36:44.270
12	1	1:55.769	34.436	40.392	40.941	269.1	38:40.039
13	1	5:51.610 <b>B</b>	33.448	46.164	4:31.998	210.6	44:31.649
14	1	1:57.537	34.756	40.827	41.954	269.1	46:29.186
15	1	1:56.098	34.128	41.189	40.781	270.2	48:25.284
16	1	1:54.375	34.022	39.918	40.435	270.2	50:19.659
17	2	3:19.832 <b>B</b>	33.810	39.565	2:06.457	193.0	53:39.491
18	2	1:56.146	35.066	40.420	40.660	269.6	55:35.637
19	2	1:57.554	35.270	41.873	40.411	269.1	57:33.191
20	2	1:53.988	34.445	39.323	40.220	270.7	59:27.179
21	2	1:54.246	34.104	39.526	40.616	268.1	1:01:21.425

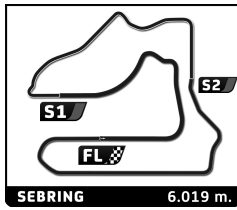
21		AF Corse		Ferrari 488 GTE Evo			
		1.Stefano COSTANTINI		LMGTE Am			
		2.Simon MANN		3.Ulysse DE PAUW			
1	1	2:27.319 <b>B</b>	48.296	50.635	48.388	239.8	3:49.684
2	1	2:03.213	37.254	42.484	43.475	250.8	5:52.897
3	1	2:02.810	36.386	43.178	43.246	252.2	7:55.707
4	1	2:00.976	36.287	41.678	43.011	249.4	9:56.683
5	1	14:18.662 <b>B</b>	36.268	59.511	...	164.8	24:15.345
6	1	2:31.839	40.360	1:05.936	45.543	246.3	26:47.184
7	1	2:03.534	37.029	42.596	43.909	250.8	28:50.718
8	1	2:00.240	35.956	41.467	42.817	249.0	30:50.958
9	1	1:59.702	35.606	<b>41.395</b>	42.701	249.4	32:50.660
10	1	2:01.374	36.304	41.764	43.306	250.3	34:52.034
11	1	2:00.498	35.836	41.552	43.110	244.1	36:52.532



FIA WEC  
1000 Miles of Sebring  
Free Practice 2

Sector Analysis

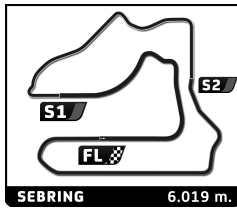
Lap under Red Flag													Invalidated Lap	Personal Best	Session Best	B Crossing the pit lane	
Lap	D	Time	Sector 1	Sector 2	Sector 3	T. Spd	Elapsed	Lap	D	Time	Sector 1	Sector 2	Sector 3	T. Spd	Elapsed		
12	3	6:56.057	B	36.008	41.846	5:38.203	192.4	43:48.589	15	1	1:53.504	34.054	39.696	39.754	271.8	47:39.990	
13	3	2:03.746		36.801	43.170	43.775	250.8	45:52.335	16	1	1:53.533	33.627	39.864	40.042	272.3	49:33.523	
14	3	2:00.723		35.728	42.066	42.929	250.8	47:53.058	17	1	1:52.864	33.676	39.448	39.740	274.5	51:26.387	
15	3	2:00.260		35.556	41.578	43.126	250.8	49:53.318	18	1	1:54.255	33.690	40.414	40.151	273.4	53:20.642	
16	3	2:00.608		35.749	41.727	43.132	251.7	51:53.926	19	1	1:52.635	33.504	39.282	39.849	271.3	55:13.277	
17	3	1:59.496		35.440	41.472	42.584	252.2	53:53.422	20	1	1:53.801	35.030	39.182	39.589	272.9	57:07.078	
18	3	2:00.032		35.659	41.445	42.928	251.7	55:53.454	21	1	1:52.075	33.434	39.147	39.494	272.9	58:59.153	
19	3	2:00.890		35.684	41.443	43.763	251.7	57:54.344	22	1	1:51.844	33.262	38.992	39.590	271.3	1:00:50.997	
20	3	2:00.512		35.837	41.615	43.060	253.1	59:54.856									
21	3	1:59.931		35.581	41.569	42.781	251.3	1:01:54.787									
<b>22</b> United Autosports <span style="float:right">Oreca 07 - Gibson</span> 1. Frederick LUBIN <span style="float:right">LMP2</span> 2. Philip HANSON <span style="float:right">3. Filipe ALBUQUERQUE</span>																	
1	2	2:05.757	B	40.544	42.259	42.954	209.3	2:55.923	1	1	2:18.914	B	44.931	46.402	47.581	245.4	3:27.874
2	2	1:57.685		33.603	41.426	42.656	234.0	4:53.608	2	1	2:02.140		36.619	42.349	43.172	249.4	5:30.014
3	2	2:11.589		32.909	50.654	48.026	166.4	7:05.197	3	1	2:00.354		35.654	41.825	42.875	249.9	7:30.368
4	2	1:50.952		32.462	38.809	39.681	270.7	8:56.149	4	1	2:02.628		35.601	42.296	44.731	250.3	9:32.996
5	2	1:50.701		32.619	38.802	39.280	271.3	10:46.850	5	1	2:40.160		35.647	41.552	1:22.961	79.8	12:13.156
6	1	12:57.153	B	57.927	1:23.397	...	199.5	23:44.003	6	1	11:48.243	B	1:20.457	1:09.626	9:18.160	182.9	24:01.399
7	1	1:59.919		36.518	42.378	41.023	269.6	25:43.922	7	1	2:09.144		39.763	44.825	44.556	246.7	26:10.543
8	1	1:52.763		33.947	39.291	39.525	271.3	27:36.685	8	1	2:01.638		36.515	42.279	42.844	249.9	28:12.181
9	1	1:53.024		33.743	39.587	39.694	270.7	29:29.709	9	1	2:11.287		36.547	49.133	45.607	219.7	30:23.468
10	1	1:54.929		33.470	39.778	41.681	243.2	31:24.638	10	1	2:01.281		36.194	42.074	43.013	247.6	32:24.749
11	1	2:01.029		40.249	41.173	39.607	269.6	33:25.667	11	1	2:00.041		35.789	41.614	42.638	248.5	34:24.790
12	1	1:51.752		33.056	39.042	39.654	270.2	35:17.419	12	2	5:11.409	B	36.147	42.273	3:52.989	193.3	39:36.199
13	1	1:51.945		33.110	39.252	39.583	270.2	37:09.364	13	2	4:46.914	B	58.578	1:07.811	2:40.525	193.3	44:23.113
14	1	1:52.983		34.006	39.237	39.740	271.3	39:02.347	14	2	2:07.628		38.006	45.503	44.119	250.8	46:30.741
15	3	5:23.207	B	33.537	1:11.367	3:38.303	203.0	44:25.554	15	2	2:03.574		37.286	42.760	43.528	248.1	48:34.315
16	3	1:58.109		35.766	41.702	40.641	261.9	46:23.663	16	2	2:01.649		36.265	42.110	43.274	248.1	50:35.964
17	3	1:53.057		33.592	39.218	40.247	268.6	48:16.720	17	2	2:01.474		36.115	42.304	43.055	250.8	52:37.438
18	3	1:52.898		33.723	39.232	39.943	267.0	50:09.618	18	2	2:02.562		36.427	43.027	43.108	251.3	54:40.000
19	3	1:52.499		33.375	39.353	39.771	266.0	52:02.117	19	2	2:01.855		36.388	42.315	43.152	249.9	56:41.855
20	3	2:40.373	B	33.201	39.016	1:28.156	211.5	54:42.490	20	2	2:02.255		36.703	42.405	43.147	249.4	58:44.110
21	3	1:53.407		33.810	39.732	39.865	271.8	56:35.897	21	2	2:01.408		36.300	42.096	43.012	249.0	1:00:45.518
22	3	1:54.897		33.236	39.657	42.004	272.9	58:30.794									
23	3	1:52.822		33.666	39.426	39.730	271.8	1:00:23.616									
<b>23</b> United Autosports <span style="float:right">Oreca 07 - Gibson</span> 1. Joshua PIERSON <span style="float:right">LMP2</span> 2. Tom BLOMQVIST <span style="float:right">3. Oliver JARVIS</span>																	
1	3	3:25.821	B	39.319	43.282	2:03.220	195.8	4:17.968	1	2	2:05.384	B	39.299	43.400	42.685	246.3	2:44.988
2	3	2:04.143		38.670	42.636	42.837	244.5	6:22.111	2	2	2:07.829		35.211	41.699	50.919	189.0	4:52.817
3	3	2:01.103		35.566	41.853	43.684	228.5	8:23.214	3	2	1:50.806		32.651	38.788	39.367	274.0	6:43.623
4	3	2:00.645		34.952	42.776	42.917	224.8	10:23.859	4	2	2:01.934		36.414	43.947	41.573	239.8	8:45.557
5	3	13:12.095	B	32.861	1:20.091	...	148.6	23:35.954	5	2	1:50.326		32.619	38.665	39.042	271.3	10:35.883
6	3	2:00.282		36.691	42.421	41.170	268.1	25:36.236	6	3	13:20.246	B	52.420	1:24.315	...	203.6	23:56.129
7	3	1:53.533		34.031	40.004	39.498	271.3	27:29.769	7	3	1:59.963		36.303	41.677	41.983	268.6	25:56.092
8	3	1:51.273		32.964	38.950	39.359	271.3	29:21.042	8	3	1:53.632		33.742	39.388	40.502	269.1	27:49.724
9	3	1:52.336		32.851	39.797	39.688	269.1	31:13.378	9	3	1:51.909		33.294	38.995	39.620	269.6	29:41.633
10	3	1:50.757		32.871	38.843	39.043	271.3	33:04.135	10	3	1:53.773		33.217	39.668	40.888	271.8	31:35.406
11	3	1:56.056		32.815	40.022	43.219	194.1	35:00.191	11	3	1:53.139		33.502	39.139	40.498	271.3	33:28.545
12	3	1:50.708		32.669	38.777	39.262	272.3	36:50.899	12	3	1:52.085		33.315	39.232	39.538	269.6	35:20.630
13	1	6:58.530	B	33.316	39.253	5:45.961	208.6	43:49.429	13	3	1:51.709		33.136	39.009	39.564	270.2	37:12.339
14	1	1:57.057		35.976	40.802	40.279	271.8	45:46.486	14	3	1:53.873		34.094	39.849	39.930	272.3	39:06.212
									15	1	6:20.959	B	33.614	1:16.262	4:31.083	143.2	45:27.171
									16	1	1:57.819		36.334	40.727	40.758	269.6	47:24.990
									17	1	1:53.949		33.875	39.659	40.415	271.3	49:18.939
									18	1	1:55.877		34.598	40.719	40.560	271.3	51:14.816



FIA WEC  
1000 Miles of Sebring  
Free Practice 2

Sector Analysis

Lap under Red Flag											Invalidated Lap	Personal Best	Session Best	B Crossing the pit lane	
Lap	D	Time	Sector 1	Sector 2	Sector 3	T. Spd	Elapsed	Lap	D	Time	Sector 1	Sector 2	Sector 3	T. Spd	Elapsed
19	1	1:54.189	33.887	40.130	40.172	271.3	53:09.005	8	3	1:53.196	33.620	39.603	39.973	269.1	31:22.348
20	1	1:54.938	34.404	40.105	40.429	272.3	55:03.943	9	3	1:54.224	34.202	40.094	39.928	269.6	33:16.572
21	1	1:53.604	33.703	39.577	40.324	270.7	56:57.547	10	3	1:52.144	33.316	39.153	39.675	271.3	35:08.716
22	1	1:53.196	33.731	39.469	39.996	271.3	58:50.743	11	3	1:53.791	33.272	40.639	39.880	269.6	37:02.507
23	1	1:53.495	33.628	39.642	40.225	270.7	1:00:44.238	12	3	6:55.336 B	34.003	40.018	5:41.315	192.4	43:57.843
<b>31 Team WRT</b> Oreca 07 - Gibson LMP2															
1. Sean GELAEL 3. Robin FRIJNS															
2. Ferdinand HABSBURG															
1	1	2:04.931 B	38.052	43.606	43.273	259.9	2:43.082	13	3	2:03.980	38.834	43.130	42.016	245.0	46:01.823
2	1	2:02.548	36.527	41.891	44.130	195.5	4:45.630	14	3	1:58.490	34.202	39.482	44.806	179.3	48:00.313
3	1	1:59.604	34.749	41.898	42.957	228.9	6:45.234	15	3	1:53.109	33.039	39.542	40.528	272.9	49:53.422
4	1	17:15.509 B	34.953	40.461	...	201.8	24:00.743	16	3	1:52.488	33.276	39.336	39.876	271.3	51:45.910
5	3	22:51.166 B	36.227	41.231	...	205.5	46:51.909	17	3	1:52.470	33.316	38.985	40.169	272.3	53:38.380
6	3	1:58.198	36.998	40.647	40.553	267.0	48:50.107	18	3	2:01.707	33.291	45.382	43.034	239.8	55:40.087
7	3	1:53.852	33.523	39.749	40.580	269.1	50:43.959	19	1	3:33.648 B	33.315	41.250	2:19.083	196.3	59:13.735
8	3	1:54.210	33.884	39.742	40.584	271.8	52:38.169	20	1	1:56.556	35.107	40.478	40.971	267.5	1:01:10.291
9	3	1:54.924	35.381	39.519	40.024	270.2	54:33.093	<b>35 Alpine Elf Team</b> Oreca 07 - Gibson LMP2							
10	3	1:52.856	33.610	39.357	39.889	269.6	56:25.949	1. André NEGRÃO 3. Olli CALDWELL							
11	3	1:53.347	33.796	39.530	40.021	269.1	58:19.296	2. Memo ROJAS							
12	3	1:52.819	33.498	39.332	39.989	269.6	1:00:12.115	1	3	2:03.755 B	39.719	42.382	41.654	243.6	2:52.358
<b>33 Corvette Racing</b> Chevrolet Corvette C8.R LMGT2 Am															
1. Ben KEATING 3. Nicky CATSBURG															
2. Nicolas VARRONE															
1	3	2:17.347 B	44.285	47.949	45.113	240.2	3:45.178	2	3	1:53.755	33.754	39.404	40.597	271.8	4:46.113
2	3	2:02.345	36.897	42.520	42.928	245.8	5:47.523	3	3	1:55.636	34.317	40.477	40.842	270.7	6:41.749
3	3	2:00.046	35.608	41.722	42.716	247.2	7:47.569	4	3	1:53.385	33.236	40.222	39.927	270.7	8:35.134
4	3	1:59.707	35.529	41.651	42.527	247.2	9:47.276	5	3	1:51.415	33.061	38.948	39.406	269.6	10:26.549
5	3	13:51.782 B	35.476	48.201	...	156.5	23:39.058	6	2	13:25.813 B	38.115	1:25.926	...	205.5	23:52.362
6	3	2:09.437	39.080	45.772	44.585	236.5	25:48.495	7	2	1:58.442	36.390	41.003	41.049	267.0	25:50.804
7	3	2:04.648	36.898	43.225	44.525	220.4	27:53.143	8	2	1:55.155	34.378	39.777	41.000	268.6	27:45.959
8	3	2:00.395	36.026	41.801	42.568	247.2	29:53.538	9	2	1:53.820	33.836	39.734	40.250	269.1	29:39.779
9	3	1:59.417	35.444	41.522	42.451	247.6	31:52.955	10	2	1:54.505	34.177	39.545	40.783	268.1	31:34.284
10	3	1:59.122	35.301	41.389	42.432	248.1	33:52.077	11	2	1:54.191	33.570	39.630	40.991	268.6	33:28.475
11	1	3:44.875 B	36.376	42.138	2:26.361	191.1	37:36.952	12	2	1:54.328	34.132	39.621	40.575	269.1	35:22.803
12	1	2:04.676	37.749	43.159	43.768	248.1	39:41.628	13	2	1:53.109	33.519	39.429	40.161	268.1	37:15.912
13	1	4:42.629 B	1:02.679	1:03.586	2:36.364	191.4	44:24.257	14	2	1:54.104	33.398	40.004	40.702	270.2	39:10.016
14	1	2:07.977	38.600	44.427	44.950	217.3	46:32.234	15	1	6:32.754 B	35.506	1:19.530	4:37.718	205.8	45:42.770
15	1	2:02.813	36.686	42.795	43.332	249.0	48:35.047	16	1	1:55.984	35.434	40.298	40.252	268.1	47:38.754
16	1	2:02.276	36.330	42.773	43.173	250.3	50:37.323	17	1	1:54.077	33.567	39.769	40.741	269.1	49:32.831
17	2	3:43.395 B	36.151	42.256	2:24.988	191.9	54:20.718	18	1	1:52.965	33.497	39.636	39.832	271.8	51:25.796
18	2	2:03.278	38.069	42.283	42.926	250.8	56:23.996	19	1	1:55.226	33.617	40.626	40.983	270.7	53:21.022
19	2	2:00.378	35.952	41.812	42.614	250.3	58:24.374	20	1	1:53.903	34.151	39.847	39.905	271.8	55:14.925
20	2	2:00.601	36.000	41.995	42.606	250.3	1:00:24.975	21	1	1:53.818	34.188	39.928	39.702	270.7	57:08.743
<b>34 Inter Europol Competition</b> Oreca 07 - Gibson LMP2															
1. Jakub SMIECHOWSKI 3. Albert COSTA															
2. Fabio SCHERER															
1	3	2:05.643 B	41.506	42.688	41.449	255.5	6:38.703	22	1	1:52.496	33.413	39.398	39.685	271.3	59:01.239
2	3	1:53.180	33.687	39.749	39.744	269.1	8:31.883	<b>36 Alpine Elf Team</b> Oreca 07 - Gibson LMP2							
3	3	1:53.370	33.424	39.162	40.784	269.6	10:25.253	1. Matthieu VAXIVIERE 3. Charles MILESI							
4	3	13:12.142 B	36.795	1:24.623	...	142.1	23:37.395	2. Julien CANAL							
5	3	2:00.447	37.141	42.061	41.245	265.4	25:37.842	1	3	2:04.094 B	39.850	42.219	42.025	249.0	2:53.173
6	3	1:56.990	34.231	41.532	41.227	270.2	27:34.832	2	3	1:56.643	33.929	39.351	43.363	202.4	4:49.816
7	3	1:54.320	34.678	39.539	40.103	269.6	29:29.152	3	3	1:59.919	33.379	40.240	46.300	194.4	6:49.735
<b>35 Alpine Elf Team</b> Oreca 07 - Gibson LMP2															
1. André NEGRÃO 3. Olli CALDWELL															
2. Memo ROJAS															
1	3	2:03.755 B	39.719	42.382	41.654	243.6	2:52.358	4	3	1:52.194	32.972	39.403	39.819	269.6	8:41.929
2	3	1:53.755	33.754	39.404	40.597	271.8	4:46.113	5	3	1:51.694	33.157	38.933	39.604	268.1	10:33.623
3	3	1:55.636	34.317	40.477	40.842	270.7	6:41.749	6	3	13:05.012 B	47.974	1:22.580	...	156.5	23:38.635
4	3	1:53.385	33.236	40.222	39.927	270.7	8:35.134	7	3	2:01.253	37.290	41.531	42.432	266.0	25:39.888
5	3	1:51.415	33.061	38.948	39.406	269.6	10:26.549	8	3	1:54.036	33.167	39.377	41.492	198.6	27:33.924
6	2	13:25.813 B	38.115	1:25.926	...	205.5	23:52.362	9	3	1:51.392	32.893	38.817	39.682	268.6	29:25.316
7	2	1:58.442	36.390	41.003	41.049	267.0	25:50.804	10	3	1:52.739	33.019	39.250	40.470	269.1	31:18.055
8	2	1:55.155	34.378	39.777	41.000	268.6	27:45.959	11	3	1:51.838	33.454	39.042	39.342	269.6	33:09.893
9	2	1:53.820	33.836	39.734	40.250	269.1	29:39.779	12	3	1:51.229	32.855	38.903	39.471	269.1	35:01.122
10	2	1:54.505	34.177	39.545	40.783	268.1	31:34.284								
11	2	1:54.191	33.570	39.630	40.991	268.6	33:28.475								
12	2	1:54.328	34.132	39.621	40.575	269.1	35:22.803								
13	2	1:53.109	33.519	39.429	40.161	268.1	37:15.912								
14	2	1:54.104	33.398	40.004	40.702	270.2	39:10.016								
15	1	6:32.754 B	35.506	1:19.530	4:37.718	205.8	45:42.770								
16	1	1:55.984	35.434	40.298	40.252	268.1	47:38.754								
17	1	1:54.077	33.567	39.769	40.741	269.1	49:32.831								
18	1	1:52.965	33.497	39.636	39.832	271.8	51:25.796								
19	1	1:55.226	33.617	40.626	40.983	270.7	53:21.022								
20	1	1:53.903	34.151	39.847	39.905	271.8	55:14.925								
21	1	1:53.818	34.188	39.928	39.702	270.7	57:08.743								
22	1	1:52.496	33.413	39.398	39.685	271.3	59:01.239								



# FIA WEC 1000 Miles of Sebring Free Practice 2

## Sector Analysis

Lap under Red Flag   Invalidated Lap   Personal Best   Session Best   Crossing the pit lane

Lap	D	Time	Sector 1	Sector 2	Sector 3	T. Spd	Elapsed	Lap	D	Time	Sector 1	Sector 2	Sector 3	T. Spd	Elapsed		
13	3	1:51.472	<b>32.814</b>	38.826	39.832	269.1	36:52.594	13	1	1:52.159	33.035	39.485	39.639	269.1	36:59.723		
14	3	1:51.654	33.039	39.054	39.561	270.7	38:44.248	14	1	1:52.124	33.037	39.289	39.798	271.3	38:51.847		
15	2	5:07.596	<b>B</b>	33.587	48.044	3:45.965	207.7	43:51.844	15	3	5:35.290	<b>B</b>	33.770	58.683	4:02.837	202.4	44:27.137
16	2	1:59.714	35.369	41.483	42.862	268.1	45:51.558	16	3	2:00.674	35.541	42.247	42.886	215.5	46:27.811		
17	2	1:55.608	34.341	40.380	40.887	267.5	47:47.166	17	3	1:53.724	34.261	39.361	40.102	270.7	48:21.535		
18	2	1:54.349	34.063	39.930	40.356	267.5	49:41.515	18	3	1:53.190	33.366	39.516	40.308	271.8	50:14.725		
19	2	1:54.288	33.814	40.142	40.332	269.1	51:35.803	19	3	1:52.226	33.549	<b>38.923</b>	39.754	272.3	52:06.951		
20	2	1:54.689	34.068	40.175	40.446	271.3	53:30.492	20	3	1:51.953	33.227	38.985	39.741	272.9	53:58.904		
21	2	1:54.920	34.165	40.124	40.631	269.1	55:25.412	21	3	1:52.925	33.141	39.043	40.741	272.3	55:51.829		
22	2	1:55.055	34.805	39.750	40.500	269.6	57:20.467	22	3	1:52.005	33.218	39.068	39.719	272.3	57:43.834		
23	2	1:54.563	33.978	39.547	41.038	269.6	59:15.030	23	3	1:53.745	34.270	39.588	39.887	272.3	59:37.579		
24	2	1:56.130	34.121	40.415	41.594	263.4	1:01:11.160	24	3	1:51.814	33.043	38.958	39.813	272.3	1:01:29.393		

**41** Team WRT  
1. Rui ANDRADE  
2. Robert KUBICA  
3. Louis DELÉTRAZ  
Oreca 07 - Gibson  
LMP2

1	2	2:09.582	<b>B</b>	39.005	46.483	44.094	263.4	2:41.698
2	2	2:03.302	36.351	42.749	44.202	203.6	4:45.000	
3	2	2:06.699	37.502	48.041	41.156	267.5	6:51.699	
4	2	2:02.669	37.340	44.678	40.651	268.6	8:54.368	
5	2	<b>1:50.918</b>	<b>32.468</b>	<b>39.063</b>	<b>39.387</b>	268.1	10:45.286	
6	1	<del>1:40.888</del>	<del>B</del>	58.709	1:23.743	...	203.9	24:48.174
7	1	<del>1:59.586</del>	36.344	41.790	41.452	266.0	26:47.760	
8	1	<del>1:56.608</del>	35.164	40.777	40.667	267.5	28:44.368	
9	1	<del>1:54.034</del>	33.616	39.903	40.515	268.6	30:38.402	
10	1	<del>1:55.360</del>	34.496	39.848	41.016	267.5	32:33.762	
11	1	<del>1:53.324</del>	33.727	39.580	40.017	268.1	34:27.086	
12	1	<del>1:53.547</del>	33.639	39.563	40.345	268.1	36:20.633	
13	1	<del>1:56.455</del>	34.522	40.806	41.127	268.6	38:17.088	
14	1	<del>2:28.638</del>	33.786	39.476	1:15.376	80.4	40:45.726	
15	2	5:00.747	<b>B</b>	59.880	44.727	3:16.140	209.6	45:46.473
16	2	1:58.759	35.701	42.489	40.569	268.6	47:45.232	
17	2	1:54.129	34.034	40.040	40.055	268.1	49:39.361	
18	2	1:53.322	33.435	39.883	40.004	269.6	51:32.683	
19	2	1:53.717	33.977	39.782	39.958	270.2	53:26.400	
20	2	1:55.820	34.510	40.552	40.758	272.3	55:22.220	
21	2	1:53.674	33.511	39.568	40.595	271.3	57:15.894	
22	2	1:53.146	33.919	39.492	39.735	271.3	59:09.040	
23	2	1:52.114	33.215	39.243	39.656	269.1	1:01:01.154	

**48** Hertz Team JOTA  
1. David BECKMANN  
2. Yifei YE  
3. William STEVENS  
Oreca 07 - Gibson  
LMP2

1	2	2:06.393	<b>B</b>	39.301	43.605	43.487	258.9	2:42.962
2	2	2:00.080	36.071	42.066	41.943	246.7	4:43.042	
3	2	1:50.933	32.776	38.966	<b>39.191</b>	272.3	6:33.975	
4	2	<b>1:50.827</b>	<b>32.546</b>	39.031	39.250	273.4	8:24.802	
5	2	1:57.812	34.033	40.522	43.257	201.2	10:22.614	
6	1	13:18.190	<b>B</b>	32.651	1:20.632	...	162.8	23:40.804
7	1	2:03.020	39.062	42.815	41.143	268.6	25:43.824	
8	1	1:54.453	34.491	39.877	40.085	269.6	27:38.277	
9	1	1:52.513	33.466	39.322	39.725	269.6	29:30.790	
10	1	1:52.804	33.137	39.399	40.268	270.7	31:23.594	
11	1	1:51.937	33.056	39.157	39.724	269.1	33:15.531	
12	1	1:52.033	33.147	39.275	39.611	269.6	35:07.564	

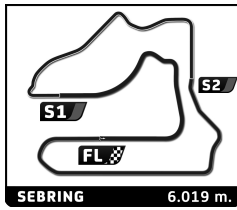
**50** Ferrari AF Corse  
1. Antonio FUOCO  
2. Miguel MOLINA  
3. Nicklas NIELSEN  
Ferrari 499P  
HYPERCAR H

1	3	4:06.960	<b>B</b>	1:34.738	45.283	1:46.939	172.1	5:04.651
2	3	1:55.846	36.602	39.889	39.355	280.7	7:00.497	
3	3	1:49.870	33.023	38.290	38.557	289.1	8:50.367	
4	3	1:54.159	32.719	39.782	41.658	227.4	10:44.526	
5	3	13:11.034	<b>B</b>	56.571	1:25.228	...	187.2	23:55.560
6	3	1:56.122	36.026	40.074	40.022	276.8	25:51.682	
7	3	1:53.315	34.134	39.405	39.776	284.2	27:44.997	
8	3	1:52.746	32.810	38.239	41.697	246.7	29:37.743	
9	3	1:48.610	32.276	<b>37.701</b>	38.633	289.1	31:26.353	
10	3	1:52.533	33.118	38.072	41.343	192.2	33:18.886	
11	3	1:54.267	32.088	38.219	43.960	184.1	35:13.153	
12	3	1:49.633	32.173	38.071	39.389	283.1	37:02.786	
13	1	6:54.226	<b>B</b>	32.235	37.826	5:44.165	190.6	43:57.012
14	1	1:53.489	34.706	39.164	39.619	292.8	45:50.501	
15	1	1:50.457	32.465	38.800	39.192	292.8	47:40.958	
16	1	1:49.775	32.771	38.463	38.541	291.5	49:30.733	
17	1	1:49.209	32.315	37.970	38.924	294.7	51:19.942	
18	1	1:50.683	33.158	39.010	38.515	294.7	53:10.625	
19	1	1:50.244	33.017	38.783	38.444	294.1	55:00.869	
20	1	<b>1:48.121</b>	32.094	37.865	<b>38.162</b>	296.0	56:48.990	
21	1	1:49.263	32.167	38.486	38.610	294.1	58:38.253	
22	1	1:49.661	<b>31.998</b>	38.492	39.171	283.1	1:00:27.914	

**51** Ferrari AF Corse  
1. Alessandro PIER GUIDI  
2. James CALADO  
3. Antonio GIOVINAZZI  
Ferrari 499P  
HYPERCAR H

1	2	2:01.869	<b>B</b>	37.962	43.204	40.703	283.7	2:57.451
2	2	1:53.553	33.478	39.064	41.011	249.9	4:51.004	
3	2	1:51.476	32.764	38.999	39.713	288.5	6:42.480	
4	2	1:50.618	32.740	38.973	38.905	293.4	8:33.098	
5	2	1:51.509	32.892	38.846	39.771	289.7	10:24.607	
6	2	13:56.181	<b>B</b>	33.028	1:21.966	...	212.2	24:20.788
7	2	2:01.849	36.462	45.533	39.854	287.2	26:22.637	
8	2	1:50.802	33.059	38.601	39.142	290.9	28:13.439	
9	2	1:51.613	32.561	38.539	40.513	270.2	30:05.052	
10	2	1:50.411	32.216	39.068	39.127	291.5	31:55.463	
11	2	1:48.672	32.370	37.944	<b>38.358</b>	292.8	33:44.135	
12	1	3:27.703	<b>B</b>	32.994	38.320	2:16.389	224.4	37:11.838
13	1	1:52.726	33.837	39.704	39.185	290.3	39:04.564	

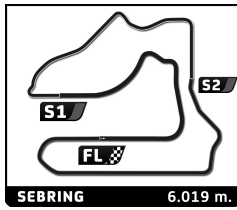




# FIA WEC 1000 Miles of Sebring Free Practice 2 Sector Analysis

Lap under Red Flag											Invalidated Lap	Personal Best	Session Best	B Crossing the pit lane	
Lap	D	Time	Sector 1	Sector 2	Sector 3	T. Spd	Elapsed	Lap	D	Time	Sector 1	Sector 2	Sector 3	T. Spd	Elapsed
<b>54</b> AF Corse 1. Thomas FLOHR 2. Francesco CASTELLACCI 3. Davide RIGON Ferrari 488 GTE Evo LMGTE Am															
1	3	2:16.720 B	42.477	48.557	45.686	248.1	3:47.453								
2	3	2:01.466	36.402	42.152	42.912	249.4	5:48.919								
3	3	1:59.848	35.870	41.396	42.582	250.3	7:48.767								
4	3	1:59.547	35.833	41.466	42.248	252.2	9:48.314								
5	3	14:31.887 B	35.468	49.087	...	179.3	24:20.201								
6	3	2:06.909	38.684	45.322	42.903	249.9	26:27.110								
7	3	1:59.328	35.659	41.377	42.292	251.3	28:26.438								
8	3	1:59.191	35.500	41.314	42.377	250.8	30:25.629								
9	1	3:37.683 B	35.431	41.788	2:20.464	133.2	34:03.312								
10	1	2:12.715	39.224	48.199	45.292	247.2	36:16.027								
11	1	2:06.635	37.489	44.436	44.710	248.1	38:22.662								
12	1	6:26.454 B	40.406	43.972	5:02.076	183.4	44:49.116								
13	1	2:19.593	42.089	49.211	48.293	229.3	47:08.709								
14	1	2:08.450	38.411	44.838	45.201	250.3	49:17.159								
15	1	2:02.678	36.507	42.428	43.743	249.4	51:19.837								
16	1	2:02.314	36.391	41.961	43.962	252.2	53:22.151								
17	1	2:02.317	36.181	41.962	44.174	251.7	55:24.468								
18	1	2:01.405	36.572	41.898	42.935	250.8	57:25.873								
19	1	2:01.034	36.489	41.647	42.898	252.2	59:26.907								
20	1	2:00.803	36.318	41.701	42.784	250.8	1:01:27.710								
<b>55</b> Kessel Racing 1. Takeshi KIMURA 2. Scott HUFFAKER 3. Daniel SERRA Ferrari 488 GTE Evo LMGTE Am															
1	3	2:10.757 B	41.010	44.561	45.186	243.2	3:51.692								
2	3	2:02.387	36.617	43.021	42.749	250.3	5:54.079								
3	3	2:00.047	35.376	42.324	42.347	250.3	7:54.126								
4	3	2:00.676	35.391	41.297	43.988	248.1	9:54.802								
5	3	14:34.596 B	35.398	56.932	...	192.2	24:29.398								
6	3	2:07.083	37.617	44.250	45.216	233.2	26:36.481								
7	3	2:01.936	35.977	41.533	44.426	241.9	28:38.417								
8	3	1:59.291	35.491	41.357	42.443	249.4	30:37.708								
9	3	2:00.809	35.327	41.423	44.059	248.1	32:38.517								
10	3	1:58.845	35.313	41.238	42.294	249.4	34:37.362								
11	1	3:42.275 B	35.263	41.838	2:25.174	150.4	38:19.637								
12	1	6:38.238 B	2:20.333	1:07.388	3:10.517	190.3	44:57.875								
13	1	2:13.145	42.177	45.843	45.125	247.2	47:11.020								
14	1	2:06.648	38.130	43.131	45.387	251.7	49:17.668								
15	1	2:10.430	39.715	46.382	44.333	248.5	51:28.098								
16	1	2:02.010	36.444	42.094	43.472	251.7	53:30.108								
17	1	2:02.181	36.235	41.820	44.126	251.3	55:32.289								
18	1	2:04.004	37.599	42.969	43.436	249.4	57:36.293								
19	1	2:08.109	39.756	44.995	43.358	250.8	59:44.402								
20	1	2:03.669	37.071	42.612	43.986	248.5	1:01:48.071								
<b>56</b> Project 1 - AO 1. PJ HYETT 2. Gunnar JEANNETTE 3. Matteo CAIROLI Porsche 911 RSR - 19 LMGTE Am															
1	2	2:24.053 B	46.893	49.751	47.409	240.6	3:50.049								
2	2	2:07.527	37.755	44.948	44.824	245.8	5:57.576								
3	2	2:01.038	35.957	42.122	42.959	248.5	7:58.614								
4	2	2:00.550	35.706	41.724	43.120	249.9	9:59.164								
5	2	14:25.311 B	35.715	58.070	...	186.6	24:24.475								
6	2	2:09.511	38.319	44.939	46.253	242.3	26:33.986								
7	2	2:00.968	36.091	42.031	42.846	248.5	28:34.954								
8	2	2:00.080	35.518	41.868	42.694	249.0	30:35.034								
9	2	2:00.099	35.463	41.693	42.943	249.4	32:35.133								
10	2	2:00.561	35.658	41.921	42.982	248.5	34:35.694								
11	1	4:50.177 B	35.714	41.754	3:32.709	191.6	39:25.871								
12	1	5:23.084 B	55.807	1:16.296	3:10.981	192.2	44:48.955								
13	1	2:06.847	38.717	43.711	44.419	247.6	46:55.802								
14	1	2:04.468	37.249	43.022	44.197	246.3	49:00.270								
15	1	2:04.154	37.143	42.392	44.619	246.7	51:04.424								
16	1	2:03.216	37.101	42.542	43.573	248.5	53:07.640								
17	1	2:03.480	37.165	42.710	43.605	249.0	55:11.120								
<b>57</b> Iron Lynx 1. Claudio SCHIAVONI 2. Matteo CRESSONI 3. Alessio PICARIELLO Porsche 911 RSR - 19 LMGTE Am															
1	3	2:08.629 B	39.553	45.002	44.074	242.8	3:12.328								
2	3	2:05.312	36.165	45.958	43.189	245.4	5:17.640								
3	3	2:00.599	35.732	42.185	42.682	250.3	7:18.239								
4	3	1:59.160	35.656	41.356	42.148	251.7	9:17.399								
5	2	15:00.946 B	36.117	41.881	...	168.2	24:18.345								
6	2	2:12.394	40.336	47.936	44.122	245.4	26:30.739								
7	2	2:01.096	36.624	42.106	42.366	248.1	28:31.835								
8	2	1:59.845	35.454	41.734	42.657	247.6	30:31.680								
9	2	1:59.728	35.473	41.779	42.476	247.6	32:31.408								
10	2	2:01.246	37.030	41.749	42.467	247.6	34:32.654								
11	2	2:00.422	35.987	41.597	42.838	246.7	36:33.076								
12	2	2:00.415	35.819	41.969	42.627	248.1	38:33.491								
13	1	6:21.705 B	36.787	41.760	5:03.158	190.6	44:55.196								
14	1	2:08.620	38.628	45.389	44.603	247.6	47:03.816								
15	1	2:05.733	37.213	43.280	45.240	245.4	49:09.549								
16	1	2:05.399	37.386	43.425	44.588	247.2	51:14.948								
17	1	2:07.936	37.643	44.301	45.992	243.6	53:22.884								
18	1	2:08.940	37.957	45.904	45.079	247.6	55:31.824								
19	1	2:08.678	37.979	45.232	45.467	248.1	57:40.502								
20	1	2:06.587	37.779	44.258	44.550	248.5	59:47.089								
21	1	2:04.954	37.340	43.313	44.301	246.7	1:01:52.043								
<b>58</b> Prema Racing 1. Doriane PIN 2. Mirko BORTOLOTTI 3. Daniil KYYAT Oreca 07 - Gibson LMP2															

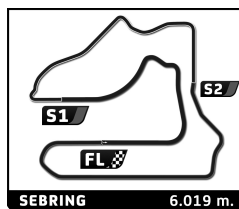




# FIA WEC 1000 Miles of Sebring Free Practice 2

## Sector Analysis

Lap under Red Flag											Invalidated Lap	Personal Best	Session Best	B Crossing the pit lane	
Lap	D	Time	Sector 1	Sector 2	Sector 3	T. Spd	Elapsed	Lap	D	Time	Sector 1	Sector 2	Sector 3	T. Spd	Elapsed
<b>77</b> <b>Dempsey - Proton Racing</b> Porsche 911 RSR - 19 1.Christian RIED 3.Julien ANDLAUER LMGT E Am 2.Mikkel PEDERSEN															
1	3	2:03.797	B	37.788	43.375	42.634	251.7	3:05.135							
2	3	1:54.128		34.268	39.862	39.998	268.6	4:59.263							
3	3	1:52.874		33.349	39.448	40.077	271.3	6:52.137							
4	3	1:53.797		33.967	39.442	40.388	270.2	8:45.934							
5	3	1:52.457		33.363	39.397	39.697	269.6	10:38.391							
6	3	13:21.129	B	51.871	1:24.681	...	188.2	23:59.520							
7	3	1:57.346		34.828	40.529	41.989	266.0	25:56.866							
8	3	1:53.508		33.574	39.513	40.421	270.7	27:50.374							
9	3	1:53.401		33.438	39.827	40.136	271.3	29:43.775							
10	3	1:52.529		33.555	39.264	39.710	271.3	31:36.304							
11	3	1:52.586		33.335	39.275	39.976	270.7	33:28.890							
12	3	1:54.122		34.228	39.528	40.366	272.3	35:23.012							
13	3	1:54.581		33.766	39.439	41.376	248.1	37:17.593							
14	1	6:32.971	B	33.726	39.725	5:19.520	209.3	43:50.564							
15	1	1:56.544		35.713	40.483	40.348	272.9	45:47.108							
16	1	1:55.543		34.502	39.800	41.241	273.4	47:42.651							
17	1	1:53.106		33.843	39.407	39.856	271.8	49:35.757							
18	1	1:54.398		34.947	39.707	39.744	273.4	51:30.155							
19	1	1:54.409		34.068	39.560	40.781	268.6	53:24.564							
20	1	4:52.682	B	34.230	39.910	3:38.542	211.9	58:17.246							
21	1	1:54.125		34.452	39.685	39.988	270.2	1:00:11.371							
<b>85</b> <b>Iron Dames</b> Porsche 911 RSR - 19 1.Sarah BOVY 3.Rahel FREY LMGT E Am 2.Michelle GATTING															
1	1	2:13.990	B	41.840	46.165	45.985	229.7	4:16.058							
2	1	2:06.895		37.842	43.964	45.089	241.1	6:22.953							
3	1	2:01.446		36.547	42.425	42.474	250.8	8:24.399							
4	1	2:00.351		35.989	41.864	42.498	249.9	10:24.750							
5	1	13:49.416	B	38.030	1:26.537	...	186.9	24:14.166							
6	1	2:06.220		38.539	43.620	44.061	240.6	26:20.386							
7	1	2:01.237		36.261	42.048	42.928	247.2	28:21.623							
8	1	2:00.352		35.890	41.888	42.574	249.4	30:21.975							
9	3	6:04.278	B	35.509	1:03.328	4:25.441	191.1	36:26.253							
10	3	2:03.233		37.242	42.458	43.533	230.1	38:29.486							
11	3	6:29.710	B	36.211	41.415	5:12.084	194.4	44:59.196							
12	3	2:07.210		38.935	42.591	45.684	252.2	47:06.406							
13	3	2:02.272		36.176	41.922	44.174	249.0	49:08.678							
14	3	2:02.159		36.525	42.857	42.777	250.8	51:10.837							
15	3	2:01.324		36.293	41.744	43.287	249.4	53:12.161							
16	3	2:00.186		36.054	41.603	42.529	252.7	55:12.347							
17	3	2:01.629		37.174	41.716	42.739	251.3	57:13.976							
18	3	2:01.874		36.194	41.387	44.293	247.2	59:15.850							
19	3	2:01.615		36.382	42.203	43.030	249.4	1:01:17.465							
<b>86</b> <b>GR Racing</b> Porsche 911 RSR - 19 1.Michael WAINWRIGHT 3.Benjamin BARKER LMGT E Am 2.Riccardo PERA															
1	3	2:09.826	B	39.833	45.147	44.846	241.1	4:04.182							
2	3	2:06.214		36.514	42.080	47.620	151.6	6:10.396							
3	3	1:59.465		35.613	41.466	42.386	250.8	8:09.861							
4	3	1:59.580		35.392	41.474	42.714	249.9	10:09.441							
5	3	14:04.097	B	35.717	1:19.997	...	175.1	24:13.538							
6	3	2:03.503		37.487	42.706	43.310	246.7	26:17.041							
7	3	2:00.189		35.977	41.644	42.568	249.4	28:17.230							
8	3	1:59.406		35.519	41.427	42.460	249.4	30:16.636							
9	3	1:59.331		35.482	41.267	42.582	249.4	32:15.967							
10	1	3:41.060	B	35.865	41.650	2:23.545	184.4	35:57.027							
11	1	2:07.963		39.999	43.751	44.213	247.6	38:04.990							
12	1	2:25.100		37.005	42.181	1:05.914	215.5	40:30.090							
13	1	4:28.766	B	1:12.478	45.460	2:30.828	190.0	44:58.856							
<b>83</b> <b>Richard Mille AF Corse</b> Ferrari 488 GTE Evo 1.Luis PEREZ COMPANC 3.Alessio ROVERA LMGT E Am 2.Lilou WADOUX															
1	2	2:10.077	B	40.552	44.872	44.653	249.4	3:25.733							
2	2	2:02.387		36.812	42.426	43.149	248.5	5:28.120							
3	2	2:00.803		35.880	41.933	42.990	249.4	7:28.923							
4	2	2:01.080		36.417	41.816	42.847	251.3	9:30.003							
5	2	2:41.732		35.903	41.321	1:24.508	79.6	12:11.735							
6	2	11:56.009	B	1:20.501	1:10.094	9:25.414	194.1	24:07.744							
7	2	2:04.545		37.831	43.223	43.491	248.5	26:12.289							

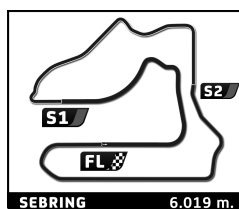


# FIA WEC 1000 Miles of Sebring Free Practice 2

## Sector Analysis

Lap under Red Flag											Invalidated Lap	Personal Best	Session Best	B Crossing the pit lane				
Lap	D	Time	Sector 1	Sector 2	Sector 3	T. Spd	Elapsed	Lap	D	Time	Sector 1	Sector 2	Sector 3	T. Spd	Elapsed			
<b>88</b> Proton Competition Porsche 911 RSR - 19																		
			1. Ryan HARDWICK		3. Harry TINCKNELL					LMGT E Am								
			2. Zacharie ROBICHON															
1	1	2:26.792 B	46.081	50.542	50.169	232.8	3:52.421	10	3	1:50.378	32.845	38.723	38.810	286.0	33:07.910			
2	1	2:06.861	38.620	43.999	44.242	245.4	5:59.282	11	2	3:10.349 B	32.855	38.669	1:58.825	211.9	36:18.259			
3	1	2:03.525	36.643	42.293	44.589	240.2	8:02.807	12	2	1:55.297	36.173	39.667	39.457	289.1	38:13.556			
4	1	2:01.261	36.140	42.229	42.892	248.1	10:04.068	13	2	2:15.599	33.367	38.899	1:03.333	209.3	40:29.155			
<b>93</b> Peugeot TotalEnergies Peugeot 9X8																		
			1. Paul DI RESTA		3. Jean-Éric VERGNE					HYPERCAR H								
			2. Mikkel JENSEN															
1	2	2:10.829 B	43.092	45.465	42.272	277.3	3:06.796	14	2	4:01.196 B	1:11.657	44.796	2:04.743	227.0	44:30.351			
2	2	1:55.751	34.847	40.933	39.971	287.8	5:02.547	15	2	1:55.919	35.596	40.323	40.000	290.9	46:26.270			
3	2	1:55.010	33.421	39.547	42.042	281.9	6:57.557	16	2	1:52.959	34.640	39.140	39.179	290.9	48:19.229			
4	2	1:51.147	33.141	38.798	39.208	289.7	8:48.704	17	2	1:52.027	33.387	39.165	39.475	289.7	50:11.256			
5	2	1:51.091	32.862	39.016	39.213	291.5	10:39.795	18	2	1:51.605	33.567	38.751	39.287	288.5	52:02.861			
6	3	13:26.533 B	52.216	1:25.702	...	189.5	24:06.328	19	2	1:52.277	33.427	39.564	39.286	294.7	53:55.138			
7	3	1:57.796	35.809	41.635	40.352	287.8	26:04.124	20	2	1:51.147	33.200	38.714	39.233	291.5	55:46.285			
8	3	1:53.477	33.931	39.022	40.524	275.6	27:57.601	21	2	1:51.434	33.352	38.897	39.185	284.2	57:37.719			
9	3	1:52.401	34.042	39.043	39.316	287.2	29:50.002	22	2	1:55.487	36.406	39.847	39.234	291.5	59:33.206			
10	3	1:50.914	32.970	38.626	39.318	291.5	31:40.916	23	2	1:52.321	33.725	39.175	39.421	290.3	1:01:25.527			
11	3	1:51.310	33.154	38.722	39.434	289.7	33:32.226								<b>98</b> Northwest AMR Aston Martin Vantage AMR			
12	3	1:51.994	33.950	38.723	39.321	284.2	35:24.220				1. Paul DALLA LANA		3. Nicki THILM		LMGT E Am			
13	3	1:53.161	34.269	39.331	39.561	287.8	37:17.381				2. Axcil JEFFERIES							
14	3	1:52.824	33.286	39.563	39.975	267.0	39:10.205	1	1	2:17.546 B	43.757	46.645	47.144	241.9	3:58.826			
15	1	6:13.303 B	34.230	1:19.938	4:19.135	143.6	45:23.508	2	1	2:06.596	38.606	43.682	44.308	243.6	6:05.422			
16	1	1:55.221	35.532	39.481	40.208	289.1	47:18.729	3	1	2:02.448	36.687	42.496	43.265	248.5	8:07.870			
17	1	1:54.434	33.776	39.603	41.055	289.7	49:13.163	4	1	2:03.687	36.890	43.289	43.508	249.0	10:11.557			
18	1	1:53.090	33.665	40.103	39.322	290.9	51:06.253	5	1	14:13.691 B	36.408	1:18.249	...	188.5	24:25.248			
19	1	1:52.646	34.166	39.107	39.373	291.5	52:58.899	6	1	2:12.174	39.426	46.214	46.534	227.8	26:37.422			
20	1	1:51.571	33.237	38.961	39.373	290.3	54:50.470	7	1	2:03.789	37.446	42.905	43.438	245.4	28:41.211			
21	1	1:52.009	33.396	39.138	39.475	290.3	56:42.479	8	1	2:01.991	36.173	42.650	43.168	247.6	30:43.202			
22	1	1:52.017	33.493	39.050	39.474	289.1	58:34.496	9	1	2:01.291	36.146	42.246	42.899	247.6	32:44.493			
23	1	1:53.167	34.280	39.261	39.626	289.1	1:00:27.663	10	2	3:46.429 B	35.909	42.318	2:28.202	190.3	36:30.922			
<b>708</b> Glickenhaus Racing Glickenhaus 007																		
			1. Romain DUMAS		3. Olivier PLA					HYPERCAR								
			2. Ryan BRISCOE															
1	3	2:11.935 B	43.157	46.891	41.887	276.2	3:00.432	11	2	2:10.854	37.594	49.077	44.183	245.4	38:41.776			
2	3	1:55.358	34.459	39.140	41.759	275.1	4:55.790	12	2	5:56.692 B	36.380	50.723	4:29.589	191.9	44:38.468			
3	3	1:49.700	32.815	38.153	38.732	294.7	6:45.490	13	2	2:04.615	37.443	43.521	43.651	249.0	46:43.083			
4	3	1:58.728	33.038	38.511	47.179	249.9	8:44.218	14	2	2:01.737	36.054	42.781	42.902	249.0	48:44.820			
5	3	1:49.987	32.760	38.167	39.060	292.8	10:34.205	15	2	2:02.696	36.028	42.307	44.361	250.3	50:47.516			
6	3	13:20.250 B	52.859	1:23.227	...	198.9	23:54.455	16	2	2:01.161	36.048	42.241	42.872	250.8	52:48.677			
7	3	1:55.443	35.689	40.298	39.456	289.1	25:49.898	17	3	3:07.283 B	35.905	42.235	1:49.143	193.5	55:55.960			
8	3	1:54.403	34.315	38.781	41.307	214.2	27:44.301	18	3	2:02.953	37.144	42.773	43.036	249.4	57:58.913			
9	3	1:50.385	33.010	38.195	39.180	292.2	29:34.686	19	3	2:00.466	36.104	41.928	42.434	250.3	59:59.379			
10	3	4:07.798 B	33.240	38.434	2:56.124	224.4	33:42.484	20	3	1:59.689	35.690	41.553	42.446	249.0	1:01:59.068			
11	3	1:53.843	35.147	39.216	39.480	289.7	35:36.327								<b>94</b> Peugeot TotalEnergies Peugeot 9X8			
12	3	1:50.652	33.241	38.313	39.098	289.1	37:26.979				1. Loïc DUVAL		3. Nico MÜLLER		HYPERCAR H			
13	2	8:04.340 B	32.879	38.144	6:53.317	197.2	45:31.319				2. Gustavo MENEZES							





FIA WEC  
1000 Miles of Sebring  
Free Practice 2

Sector Analysis

														Lap under Red Flag	Invalidated Lap	Personal Best	Session Best	B Crossing the pit lane
Lap	D	Time	Sector 1	Sector 2	Sector 3	T. Spd	Elapsed	Lap	D	Time	Sector 1	Sector 2	Sector 3	T. Spd	Elapsed			
14	2	1:57.491	36.698	40.248	40.545	290.3	47:28.810											
15	2	1:54.511	33.952	38.985	41.574	290.3	49:23.321											
16	2	1:55.018	35.296	39.292	40.430	292.2	51:18.339											
17	2	1:55.447	34.329	39.902	41.216	294.1	53:13.786											
18	2	1:55.486	34.790	39.386	41.310	292.8	55:09.272											
19	2	1:52.639	34.057	38.816	39.766	292.8	57:01.911											
20	2	1:52.424	33.951	38.842	39.631	293.4	58:54.335											
21	2	1:51.868	33.610	38.619	39.639	294.1	1:00:46.203											
<b>777</b>		<b>D'Station Racing</b>		Aston Martin Vantage AMR														
		1. Satoshi HOSHINO		3. Tomonobu FUJII		LMGTE Am												
		2. Casper STEVENSON																
1	2	2:11.385	<b>B</b>	41.192	45.405	44.788	243.2	3:02.014										
2	2	2:04.830		36.627	45.168	43.035	245.0	5:06.844										
3	2	2:00.068		35.850	41.595	42.623	248.1	7:06.912										
4	2	1:59.766		35.612	41.694	42.460	248.5	9:06.678										
5	2	<b>1:59.392</b>		35.469	41.582	42.341	247.6	11:06.070										
6	2	12:45.501	<b>B</b>	1:18.299	1:24.832	...	187.4	23:51.571										
7	2	2:06.816		37.601	44.792	44.423	244.5	25:58.387										
8	2	2:01.927		35.784	42.165	43.978	244.1	28:00.314										
9	2	1:59.541		35.633	41.392	42.516	247.2	29:59.855										
10	2	<b>1:59.156</b>		<b>35.294</b>	41.440	42.422	249.0	31:59.011										
11	2	2:00.957		35.372	42.643	42.942	248.1	33:59.968										
12	2	1:59.481		35.510	41.457	42.514	246.7	35:59.449										
13	2	1:59.448		35.737	<b>41.343</b>	<b>42.368</b>	247.2	37:58.897										
14	1	6:03.871	<b>B</b>	36.200	41.363	4:46.308	188.7	44:02.768										
15	1	2:09.946		40.756	45.111	44.079	247.2	46:12.714										
16	1	2:03.465		37.322	42.701	43.442	247.2	48:16.179										
17	1	2:04.533		37.423	43.309	43.801	249.4	50:20.712										
18	1	2:02.967		36.726	42.379	43.862	247.6	52:23.679										
19	1	2:02.156		36.276	41.976	43.904	249.0	54:25.835										
20	1	2:04.008		36.754	43.663	43.591	249.0	56:29.843										
21	1	2:03.306		36.423	42.064	44.819	248.5	58:33.149										
22	1	2:02.778		36.680	42.512	43.586	247.6	1:00:35.927										