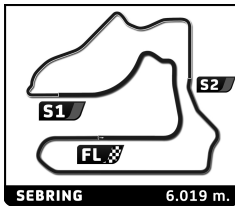


FIA WEC 1000 Miles of Sebring Race

Pit Stop Analysis

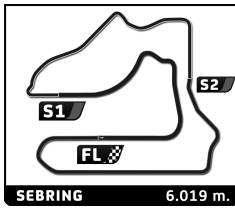
No	In Time	In Driver	Out Time	Out Driver	Pit Time	T. Pit Time	No	In Time	In Driver	Out Time	Out Driver	Pit Time	T. Pit Time	
2	Cadillac Racing Cadillac V-Series.R HYPERCAR H						6	18:15:49.159	J. LOPEZ	18:17:19.802	K. KOBAYASHI	1:30.643	8:52.899	
	1	13:13:09.868	A. LYNN	13:14:30.182	A. LYNN	1:20.314	1:20.314	7	19:10:16.270	K. KOBAYASHI	19:11:44.635	M. CONWAY	1:28.365	10:21.264
	2	13:59:15.244	A. LYNN	13:59:48.874	A. LYNN	33.630	1:53.944	8 Toyota Gazoo Racing Toyota GR010 HYBRID HYPERCAR H						
	3	14:10:57.968	A. LYNN	14:12:35.286	E. BAMBER	1:37.318	3:31.262	1	13:16:24.358	S. BUEMI	13:17:43.626	S. BUEMI	1:19.268	1:19.268
	4	15:13:19.913	E. BAMBER	15:14:39.789	E. BAMBER	1:19.876	4:51.138	2	14:14:43.241	S. BUEMI	14:16:15.434	B. HARTLEY	1:32.193	2:51.461
	5	16:12:45.420	E. BAMBER	16:14:22.196	R. WESTBROOK	1:36.776	6:27.914	3	15:16:46.036	B. HARTLEY	15:17:30.355	B. HARTLEY	44.319	3:35.780
	6	17:10:05.415	R. WESTBROOK	17:11:42.117	R. WESTBROOK	1:36.702	8:04.616	4	15:21:16.553	B. HARTLEY	15:22:34.355	B. HARTLEY	1:17.802	4:53.582
	7	18:17:47.878	R. WESTBROOK	18:19:23.639	E. BAMBER	1:35.761	9:40.377	5	16:16:04.569	B. HARTLEY	16:17:35.982	R. HIRAKAWA	1:31.413	6:24.995
	8	19:06:57.891	E. BAMBER	19:08:32.124	E. BAMBER	1:34.233	11:14.610	6	17:12:44.778	R. HIRAKAWA	17:14:15.618	R. HIRAKAWA	1:30.840	7:55.835
4	Floyd Vanwall Racing Team Vanwall Vandervell 680 HYPERCAR						7	18:14:00.000	R. HIRAKAWA	18:15:28.595	S. BUEMI	1:28.595	9:24.430	
	1	13:13:48.484	T. DILLMANN	13:15:10.162	T. DILLMANN	1:21.678	1:21.678	8	19:08:38.799	S. BUEMI	19:10:16.689	B. HARTLEY	1:37.890	11:02.320
	2	14:04:24.653	T. DILLMANN	14:06:03.462	E. GUERRIERI	1:38.809	3:00.487	9 Prema Racing Oreca 07 - Gibson LMP2						
	3	14:53:09.040	E. GUERRIERI	14:57:00.695	E. GUERRIERI	3:51.655	6:52.142	1	12:51:03.748	B. VISCAAL	12:52:21.384	B. VISCAAL	1:17.636	1:17.636
	4	15:50:32.816	E. GUERRIERI	15:52:27.022	J. VILLENEUVE	1:54.206	8:46.348	2	13:36:23.313	B. VISCAAL	13:38:11.875	F. UGRAN	1:48.562	3:06.198
	5	16:48:13.068	J. VILLENEUVE	16:50:16.385	T. DILLMANN	2:03.317	10:49.665	3	14:14:08.820	F. UGRAN	14:15:27.178	F. UGRAN	1:18.358	4:24.556
	6	17:46:45.384	T. DILLMANN	17:48:28.524	J. VILLENEUVE	1:43.140	12:32.805	4	14:57:28.559	F. UGRAN	14:59:04.992	A. CALDARELLI	1:36.433	6:00.989
	7	18:17:30.634	J. VILLENEUVE	18:19:03.928	E. GUERRIERI	1:33.294	14:06.099	5	15:39:18.669	A. CALDARELLI	15:40:38.716	A. CALDARELLI	1:20.047	7:21.036
	8	18:21:44.569	E. GUERRIERI	18:47:38.516	E. GUERRIERI	25:53.947	40:00.046	6	16:17:00.637	A. CALDARELLI	16:18:51.607	F. UGRAN	1:50.970	9:12.006
5	Porsche Penske Motorsport Porsche 963 HYPERCAR H						7	16:56:42.484	F. UGRAN	16:58:03.790	F. UGRAN	1:21.306	10:33.312	
	1	13:16:51.282	M. CHRISTENSEN	13:18:10.587	M. CHRISTENSEN	1:19.305	1:19.305	8	17:37:52.271	F. UGRAN	17:39:42.689	B. VISCAAL	1:50.418	12:23.730
	2	13:57:35.839	M. CHRISTENSEN	13:59:04.799	F. MAKOWIECKI	1:28.960	2:48.265	9	18:25:50.948	B. VISCAAL	18:27:18.880	B. VISCAAL	1:27.932	13:51.662
	3	14:56:33.490	F. MAKOWIECKI	14:58:10.274	D. CAMERON	1:36.784	4:25.049	10	18:51:57.471	B. VISCAAL	18:53:23.565	A. CALDARELLI	1:26.094	15:17.756
	4	15:00:04.284	D. CAMERON	15:00:38.096	D. CAMERON	33.812	4:58.861	11	19:29:20.693	A. CALDARELLI	19:30:39.353	A. CALDARELLI	1:18.660	16:36.416
	5	15:55:02.488	D. CAMERON	15:56:54.790	D. CAMERON	1:52.302	6:51.163	10 Vector Sport Oreca 07 - Gibson LMP2						
	6	16:47:29.348	D. CAMERON	16:49:03.836	M. CHRISTENSEN	1:34.488	8:25.651	1	12:51:05.855	G. AUBRY	12:52:37.322	G. AUBRY	1:31.467	1:31.467
	7	17:44:34.222	M. CHRISTENSEN	17:46:03.461	M. CHRISTENSEN	1:29.239	9:54.890	2	13:23:36.996	G. AUBRY	13:43:50.441	G. AUBRY	20:13.445	21:44.912
	8	18:50:39.559	M. CHRISTENSEN	18:52:18.171	F. MAKOWIECKI	1:38.612	11:33.502	3	13:45:48.246	G. AUBRY	13:47:07.814	M. KAISER	1:19.568	23:04.480
6	Porsche Penske Motorsport Porsche 963 HYPERCAR H						4	13:42:31.245	M. KAISER	14:33:46.842	M. KAISER	1:15.597	25:40.118	
	1	13:14:57.797	L. VANTHOOR	13:16:17.287	L. VANTHOOR	1:19.490	1:19.490	5	14:12:40.031	M. KAISER	14:13:13.767	M. KAISER	33.736	24:24.521
	2	13:55:33.543	L. VANTHOOR	13:56:57.709	K. ESTRE	1:24.166	2:43.656	6	14:32:31.245	M. KAISER	14:33:46.842	M. KAISER	1:15.597	25:40.118
	3	14:56:03.663	K. ESTRE	14:57:34.187	K. ESTRE	1:30.524	4:14.180	7	15:15:34.534	M. KAISER	15:17:08.661	R. CULLEN	1:34.127	27:14.245
	4	15:53:47.808	K. ESTRE	15:55:24.057	A. LOTTERER	1:36.249	5:50.429	8	15:57:32.254	R. CULLEN	15:58:46.858	R. CULLEN	1:14.604	28:28.849
	5	16:49:23.511	A. LOTTERER	16:50:54.905	A. LOTTERER	1:31.394	7:21.823	9	16:35:24.498	R. CULLEN	16:36:55.610	M. KAISER	1:31.112	29:59.961
	6	17:30:04.999	A. LOTTERER	17:31:32.273	L. VANTHOOR	1:27.274	8:49.097	10	17:18:59.453	M. KAISER	17:20:17.224	M. KAISER	1:17.771	31:17.732
	7	18:33:40.469	L. VANTHOOR	18:35:17.803	K. ESTRE	1:37.334	10:26.431	11	17:58:39.739	M. KAISER	18:00:11.913	R. CULLEN	1:32.174	32:49.906
	8	18:55:35.769	K. ESTRE	18:58:07.727	K. ESTRE	2:31.958	12:58.389	12	18:46:59.021	R. CULLEN	18:48:33.877	G. AUBRY	1:34.856	34:24.762
7	Toyota Gazoo Racing Toyota GR010 HYBRID HYPERCAR H						13	19:22:54.665	G. AUBRY	19:24:05.968	G. AUBRY	1:11.303	35:36.065	
	1	13:12:51.666	M. CONWAY	13:14:08.576	M. CONWAY	1:16.910	1:16.910	21 AF Corse Ferrari 488 GTE Evo LMGTE Am						
	2	14:11:02.938	M. CONWAY	14:12:34.450	K. KOBAYASHI	1:31.512	2:48.422	1	12:23:09.714	S. COSTANTINI	12:24:27.425	S. COSTANTINI	1:17.711	1:17.711
	3	15:11:22.985	K. KOBAYASHI	15:12:55.407	K. KOBAYASHI	1:32.422	4:20.844	2	13:27:46.848	S. COSTANTINI	13:29:11.722	S. COSTANTINI	1:24.874	2:42.585
	4	16:10:29.951	K. KOBAYASHI	16:12:01.059	J. LOPEZ	1:31.108	5:51.952	3	14:28:04.196	S. COSTANTINI	14:29:31.963	S. MANN	1:27.767	4:10.352
8	AF Corse Ferrari 488 GTE Evo LMGTE Am						4	15:36:07.694	S. MANN	15:37:35.434	S. MANN	1:27.740	5:38.092	
	1	13:12:51.666	M. CONWAY	13:14:08.576	M. CONWAY	1:16.910	1:16.910	5	16:38:46.102	S. MANN	16:40:17.637	S. MANN	1:31.535	7:09.627
	2	14:11:02.938	M. CONWAY	14:12:34.450	K. KOBAYASHI	1:31.512	2:48.422	6	17:44:44.889	S. MANN	17:46:14.384	U. DE PAUW	1:29.495	8:39.122
	3	15:11:22.985	K. KOBAYASHI	15:12:55.407	K. KOBAYASHI	1:32.422	4:20.844	7	18:56:44.444	U. DE PAUW	18:58:15.958	U. DE PAUW	1:31.514	10:10.636
	4	16:10:29.951	K. KOBAYASHI	16:12:01.059	J. LOPEZ	1:31.108	5:51.952	8	19:54:18.904	U. DE PAUW	19:55:03.514	U. DE PAUW	44.610	10:55.246



FIA WEC 1000 Miles of Sebring Race

Pit Stop Analysis

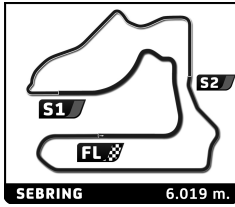
No	In Time	In Driver	Out Time	Out Driver	Pit Time	T. Pit Time	No	In Time	In Driver	Out Time	Out Driver	Pit Time	T. Pit Time	
22	United Autosports Oreca 07 - Gibson LMP2							6	16:16:27.002	S. GELAE	16:18:01.491	R. FRIJNS	1:34.489	8:33.309
1	12:22:57.894	P. HANSON	12:23:57.132	F. LUBIN	59.238	59.238	7	16:54:08.497	R. FRIJNS	16:55:26.595	R. FRIJNS	1:18.098	9:51.407	
2	12:58:53.775	F. LUBIN	13:03:35.538	F. LUBIN	4:41.763	5:41.001	8	17:35:17.688	R. FRIJNS	17:36:55.654	F. HABSBERG	1:37.966	11:29.373	
3	13:43:11.573	F. LUBIN	13:44:28.506	P. HANSON	1:16.933	6:57.934	9	18:25:01.541	F. HABSBERG	18:26:19.723	F. HABSBERG	1:18.182	12:47.555	
4	14:24:21.399	P. HANSON	14:25:52.226	P. HANSON	1:30.827	8:28.761	10	19:04:01.186	F. HABSBERG	19:05:37.251	R. FRIJNS	1:36.065	14:23.620	
5	15:07:00.279	P. HANSON	15:08:19.590	F. LUBIN	1:19.311	9:48.072	11	19:41:33.218	R. FRIJNS	19:42:39.261	R. FRIJNS	1:06.043	15:29.663	
6	15:50:33.697	F. LUBIN	15:52:17.283	F. ALBUQUERQUE	1:43.586	11:31.658	33 Corvette Racing Chevrolet Corvette C8.R LMGTE Am							
7	16:30:05.177	F. ALBUQUERQUE	16:31:22.074	F. ALBUQUERQUE	1:16.897	12:48.555	1	12:23:05.643	B. KEATING	12:23:58.176	B. KEATING	52.533	52.533	
8	17:11:07.404	F. ALBUQUERQUE	17:12:38.081	P. HANSON	1:30.677	14:19.232	2	13:28:57.958	B. KEATING	13:30:25.627	B. KEATING	1:27.669	2:20.202	
9	17:50:26.438	P. HANSON	17:51:43.404	P. HANSON	1:16.966	15:36.198	3	14:37:14.048	B. KEATING	14:38:46.719	N. VARRONE	1:32.671	3:52.873	
10	18:40:02.306	P. HANSON	18:41:34.253	F. ALBUQUERQUE	1:31.947	17:08.145	4	15:46:37.966	N. VARRONE	15:48:08.761	N. VARRONE	1:30.795	5:23.668	
11	19:19:00.889	F. ALBUQUERQUE	19:20:17.326	F. ALBUQUERQUE	1:16.437	18:24.582	5	16:50:29.455	N. VARRONE	16:52:00.619	N. VARRONE	1:31.164	6:54.832	
							6	17:53:50.299	N. VARRONE	17:55:22.381	N. CATSBURG	1:32.082	8:26.914	
							7	19:01:50.042	N. CATSBURG	19:03:17.358	N. CATSBURG	1:27.316	9:54.230	
23	United Autosports Oreca 07 - Gibson LMP2							34 Inter Europol Competition Oreca 07 - Gibson LMP2						
1	12:22:50.462	O. JARVIS	12:23:45.032	O. JARVIS	54.570	54.570	1	12:23:04.306	J. SMIECHOWSKI	12:24:03.200	J. SMIECHOWSKI	58.894	58.894	
2	13:08:36.149	O. JARVIS	13:09:54.118	J. PIERSON	1:17.969	2:12.539	2	13:11:17.656	J. SMIECHOWSKI	13:12:29.734	J. SMIECHOWSKI	1:12.078	2:10.972	
3	13:51:23.818	J. PIERSON	13:52:56.533	J. PIERSON	1:32.715	3:45.254	3	13:41:09.570	J. SMIECHOWSKI	13:42:34.572	F. SCHERER	1:25.002	3:35.974	
4	14:34:43.044	J. PIERSON	14:36:01.937	J. PIERSON	1:18.893	5:04.147	4	14:24:26.473	F. SCHERER	14:25:44.890	F. SCHERER	1:18.417	4:54.391	
25	ORT by TF Aston Martin Vantage AMR LMGTE Am							5	15:07:11.058	F. SCHERER	15:08:46.295	A. COSTA	1:35.237	6:29.628
1	12:23:06.181	M. DINAN	12:24:00.957	M. DINAN	54.776	54.776	6	15:48:46.104	A. COSTA	15:50:02.598	A. COSTA	1:16.494	7:46.122	
2	13:23:37.954	M. DINAN	13:24:48.613	M. DINAN	1:10.659	2:05.435	7	16:28:00.298	A. COSTA	16:29:39.214	F. SCHERER	1:38.916	9:25.038	
3	13:27:59.620	M. DINAN	13:29:21.390	A. AL HARTHY	1:21.770	3:27.205	8	17:09:26.075	F. SCHERER	17:10:42.472	F. SCHERER	1:16.397	10:41.435	
4	14:32:34.400	A. AL HARTHY	14:34:04.903	M. DINAN	1:30.503	4:57.708	9	17:48:39.726	F. SCHERER	17:50:13.930	A. COSTA	1:34.204	12:15.639	
5	15:39:04.785	M. DINAN	15:40:38.096	A. AL HARTHY	1:33.311	6:31.019	10	18:38:26.713	A. COSTA	18:39:49.510	A. COSTA	1:22.797	13:38.436	
6	16:39:45.841	A. AL HARTHY	16:41:22.468	A. AL HARTHY	1:36.627	8:07.646	11	19:17:29.781	A. COSTA	19:19:04.552	F. SCHERER	1:34.771	15:13.207	
7	17:44:09.901	A. AL HARTHY	17:46:00.381	C. EASTWOOD	1:50.480	9:58.126	35 Alpine Elf Team Oreca 07 - Gibson LMP2							
8	18:50:48.309	C. EASTWOOD	18:52:20.994	C. EASTWOOD	1:32.685	11:30.811	1	12:29:28.800	M. ROJAS	12:30:25.010	M. ROJAS	56.210	56.210	
9	19:46:37.589	C. EASTWOOD	19:47:25.975	C. EASTWOOD	48.386	12:19.197	2	13:11:41.566	M. ROJAS	13:13:12.130	O. CALDWELL	1:30.564	2:26.774	
28	JOTA Oreca 07 - Gibson LMP2							3	13:39:42.205	O. CALDWELL	13:40:15.946	O. CALDWELL	33.741	3:00.515
1	12:51:03.116	P. FITTIPALDI	12:52:19.056	P. FITTIPALDI	1:15.940	1:15.940	4	13:53:32.127	O. CALDWELL	13:54:48.079	O. CALDWELL	1:15.952	4:16.467	
2	13:36:21.311	P. FITTIPALDI	13:37:54.884	D. HEINEMIEIJER HANI	1:33.573	2:49.513	5	14:35:04.461	O. CALDWELL	14:36:33.839	A. NEGRÃO	1:29.378	5:45.845	
3	14:15:58.436	D. HEINEMIEIJER HANI	14:17:17.983	D. HEINEMIEIJER HANI	1:19.547	4:09.060	6	15:16:06.933	A. NEGRÃO	15:17:23.806	A. NEGRÃO	1:16.873	7:02.718	
4	15:01:27.763	D. HEINEMIEIJER HANI	15:03:02.170	O. RASMUSSEN	1:34.407	5:43.467	7	15:57:34.653	A. NEGRÃO	15:59:07.020	M. ROJAS	1:32.367	8:35.085	
5	15:43:05.249	O. RASMUSSEN	15:44:22.467	D. HEINEMIEIJER HANI	1:17.218	7:00.685	8	16:35:37.206	M. ROJAS	16:36:54.023	O. CALDWELL	1:16.817	9:51.902	
6	16:22:58.793	D. HEINEMIEIJER HANI	16:24:30.847	O. RASMUSSEN	1:32.054	8:32.739	36 Alpine Elf Team Oreca 07 - Gibson LMP2							
7	17:05:59.125	O. RASMUSSEN	17:07:17.937	O. RASMUSSEN	1:18.812	9:51.551	1	12:22:57.261	J. CANAL	12:23:53.849	J. CANAL	56.588	56.588	
8	17:45:03.198	O. RASMUSSEN	17:46:34.676	P. FITTIPALDI	1:31.478	11:23.029	2	13:09:01.124	J. CANAL	13:10:18.201	J. CANAL	1:17.077	2:13.665	
9	18:34:41.311	P. FITTIPALDI	18:36:14.388	O. RASMUSSEN	1:33.077	12:56.106	3	13:50:17.302	J. CANAL	13:51:48.077	C. MILESI	1:30.775	3:44.440	
10	19:13:43.526	O. RASMUSSEN	19:15:01.675	O. RASMUSSEN	1:18.149	14:14.255	4	14:33:34.843	C. MILESI	14:34:53.401	C. MILESI	1:18.558	5:02.998	
11	19:47:08.198	O. RASMUSSEN	19:47:53.348	O. RASMUSSEN	45.150	14:59.405	5	14:38:42.607	C. MILESI	14:39:33.717	C. MILESI	51.110	5:54.108	
31	Team WRT Oreca 07 - Gibson LMP2							6	15:23:04.149	C. MILESI	15:24:37.135	M. VAXIVIERE	1:32.986	7:27.094
1	12:49:08.601	S. GELAE	12:50:22.513	S. GELAE	1:13.912	1:13.912	7	16:02:30.598	M. VAXIVIERE	16:03:49.742	M. VAXIVIERE	1:19.144	8:46.238	
2	13:34:26.903	S. GELAE	13:36:04.127	F. HABSBERG	1:37.224	2:51.136	8	16:17:58.065	M. VAXIVIERE	16:20:56.100	M. VAXIVIERE	2:58.035	11:44.273	
3	14:11:57.909	F. HABSBERG	14:13:14.925	F. HABSBERG	1:17.016	4:08.152	9	16:57:16.675	M. VAXIVIERE	16:58:55.289	C. MILESI	1:38.614	13:22.887	
4	14:56:45.190	F. HABSBERG	14:58:18.263	S. GELAE	1:33.073	5:41.225	10	17:38:22.960	C. MILESI	17:39:40.764	C. MILESI	1:17.804	14:40.691	
5	15:38:46.677	S. GELAE	15:40:04.272	S. GELAE	1:17.595	6:58.820								



FIA WEC 1000 Miles of Sebring Race

Pit Stop Analysis

No	In Time	In Driver	Out Time	Out Driver	Pit Time	T. Pit Time	No	In Time	In Driver	Out Time	Out Driver	Pit Time	T. Pit Time
11	18:25:53.914	C. MILESI	18:27:27.153	M. VAXIVIERE	1:33.239	16:13.930	7	17:41:13.123	A. GIOVINAZZI	17:42:42.406	A. PIER GUIDI	1:29.283	10:15.873
12	19:03:35.805	M. VAXIVIERE	19:05:45.579	C. MILESI	2:09.774	18:23.704	8	18:01:40.065	A. PIER GUIDI	18:21:31.442	A. PIER GUIDI	19:51.377	30:07.250
13	19:43:28.318	C. MILESI	19:44:28.411	C. MILESI	1:00.093	19:23.797	9	18:27:06.979	A. PIER GUIDI	18:27:59.618	A. PIER GUIDI	52.639	30:59.889
41 Team WRT Oreca 07 - Gibson LMP2							54 AF Corse Ferrari 488 GTE Evo LMGTE Am						
1	12:51:01.242	R. KUBICA	12:52:18.633	R. ANDRADE	1:17.391	1:17.391	1	12:23:15.410	T. FLOHR	12:24:17.065	T. FLOHR	1:01.655	1:01.655
2	13:36:32.251	R. ANDRADE	13:38:02.073	R. ANDRADE	1:29.822	2:47.213	2	13:36:31.707	T. FLOHR	13:38:05.515	F. CASTELLACCI	1:33.808	2:35.463
3	14:16:04.964	R. ANDRADE	14:17:22.899	R. ANDRADE	1:17.935	4:05.148	3	14:42:45.963	F. CASTELLACCI	14:44:17.577	D. RIGON	1:31.614	4:07.077
4	15:01:20.151	R. ANDRADE	15:02:49.912	R. KUBICA	1:29.761	5:34.909	4	15:50:08.335	D. RIGON	15:51:39.935	T. FLOHR	1:31.600	5:38.677
5	15:42:56.630	R. KUBICA	15:44:12.840	R. KUBICA	1:16.210	6:51.119	5	16:55:36.007	T. FLOHR	16:57:07.090	F. CASTELLACCI	1:31.083	7:09.760
6	16:20:15.915	R. KUBICA	16:21:44.623	L. DELÉTRAZ	1:28.708	8:19.827	6	17:57:27.658	F. CASTELLACCI	17:59:05.472	F. CASTELLACCI	1:37.814	8:47.574
7	16:57:37.256	L. DELÉTRAZ	16:58:52.704	L. DELÉTRAZ	1:15.448	9:35.275	7	18:59:58.609	F. CASTELLACCI	19:01:22.898	D. RIGON	1:24.289	10:11.863
8	17:38:28.679	L. DELÉTRAZ	17:40:08.402	R. KUBICA	1:39.723	11:14.998	56 Project 1 - AO Porsche 911 RSR - 19 LMGTE Am						
9	18:26:27.610	R. KUBICA	18:27:59.215	L. DELÉTRAZ	1:31.605	12:46.603	1	12:23:11.231	P. HYETT	12:24:02.194	P. HYETT	50.963	50.963
10	18:46:49.649	L. DELÉTRAZ	18:47:47.966	L. DELÉTRAZ	58.317	13:44.920	2	13:34:31.542	P. HYETT	13:37:28.746	P. HYETT	2:57.204	3:48.167
11	19:23:37.708	L. DELÉTRAZ	19:24:53.620	L. DELÉTRAZ	1:15.912	15:00.832	3	14:41:07.501	P. HYETT	14:42:53.930	M. CAIROLI	1:46.429	5:34.596
48 Hertz Team JOTA Oreca 07 - Gibson LMP2							57 Kessel Racing Ferrari 488 GTE Evo LMGTE Am						
1	12:49:09.481	W. STEVENS	12:50:25.574	W. STEVENS	1:16.093	1:16.093	1	12:23:14.077	T. KIMURA	12:24:06.800	T. KIMURA	52.723	52.723
2	13:34:27.555	W. STEVENS	13:36:00.219	D. BECKMANN	1:32.664	2:48.757	2	13:22:01.694	T. KIMURA	13:23:30.862	T. KIMURA	1:29.168	2:21.891
3	14:13:49.505	D. BECKMANN	14:15:08.416	D. BECKMANN	1:18.911	4:07.668	3	14:24:29.393	T. KIMURA	14:26:00.844	S. HUFFAKER	1:31.451	3:53.342
4	14:58:38.807	D. BECKMANN	15:00:10.372	W. STEVENS	1:31.565	5:39.233	4	15:32:11.310	S. HUFFAKER	15:33:45.464	S. HUFFAKER	1:34.151	5:27.496
5	15:42:06.614	W. STEVENS	15:43:26.892	D. BECKMANN	1:20.278	6:59.511	5	16:32:03.927	S. HUFFAKER	16:33:37.188	D. SERRA	1:33.261	7:00.757
6	16:21:24.016	D. BECKMANN	16:22:56.672	Y. YE	1:32.656	8:32.167	6	17:35:26.518	D. SERRA	17:37:02.054	S. HUFFAKER	1:35.536	8:36.293
7	17:02:06.019	Y. YE	17:02:51.427	Y. YE	45.408	9:17.575	7	18:49:38.590	S. HUFFAKER	18:51:14.496	D. SERRA	1:35.906	10:12.199
8	17:04:41.362	Y. YE	17:05:56.469	Y. YE	1:15.107	10:32.682	8	19:51:18.667	D. SERRA	19:52:06.533	D. SERRA	47.866	11:00.065
9	17:43:38.406	Y. YE	17:45:10.238	W. STEVENS	1:31.832	12:04.514	60 Iron Lynx Porsche 911 RSR - 19 LMGTE Am						
10	18:33:12.831	W. STEVENS	18:34:59.346	W. STEVENS	1:46.515	13:51.029	1	12:23:20.716	C. SCHIAVONI	12:24:35.549	C. SCHIAVONI	1:14.833	1:14.833
11	19:12:31.948	W. STEVENS	19:13:51.457	W. STEVENS	1:19.509	15:10.538	2	13:28:39.176	C. SCHIAVONI	13:30:08.670	M. CRESSONI	1:29.494	2:44.327
12	19:45:53.042	W. STEVENS	19:46:41.862	W. STEVENS	48.820	15:59.358	3	14:32:41.509	M. CRESSONI	14:34:12.269	A. PICARIELLO	1:30.760	4:15.087
50 Ferrari AF Corse Ferrari 499P HYPERCAR H							63 Prema Racing Oreca 07 - Gibson LMP2						
1	12:22:39.230	A. FUOCO	12:23:31.838	A. FUOCO	52.608	52.608	1	12:23:00.556	D. KVVAT	12:23:59.906	D. KVVAT	59.350	59.350
2	13:07:51.241	A. FUOCO	13:08:24.906	A. FUOCO	33.665	1:26.273	2	13:06:57.530	D. KVVAT	13:08:14.808	D. KVVAT	1:17.278	2:16.628
3	13:21:15.224	A. FUOCO	13:22:26.684	A. FUOCO	1:11.460	2:37.733	3	13:47:52.808	D. KVVAT	13:49:28.989	D. PIN	1:36.181	3:52.809
4	13:57:26.916	A. FUOCO	13:59:00.486	M. MOLINA	1:33.570	4:11.303	4	14:29:38.433	D. PIN	14:30:56.105	D. PIN	1:17.672	5:10.481
5	14:54:14.774	M. MOLINA	14:55:48.347	M. MOLINA	1:33.573	5:44.876	5	15:10:27.462	D. PIN	15:12:00.004	D. PIN	1:32.542	6:43.023
6	15:48:17.809	M. MOLINA	15:49:51.224	N. NIELSEN	1:33.415	7:18.291	6	15:52:08.602	D. PIN	15:53:43.604	M. BORTOLOTTI	1:35.002	8:18.025
7	16:41:40.278	N. NIELSEN	16:43:09.174	N. NIELSEN	1:28.896	8:47.187							
8	17:36:48.507	N. NIELSEN	17:38:23.442	A. FUOCO	1:34.935	10:22.122							
9	18:38:10.702	A. FUOCO	18:39:30.755	A. FUOCO	1:20.053	11:42.175							
10	19:08:44.969	A. FUOCO	19:10:14.953	A. FUOCO	1:29.984	13:12.159							
51 Ferrari AF Corse Ferrari 499P HYPERCAR H													
1	12:22:40.920	A. PIER GUIDI	12:24:07.586	A. PIER GUIDI	1:26.666	1:26.666							
2	13:20:57.689	A. PIER GUIDI	13:22:23.466	A. PIER GUIDI	1:25.777	2:52.443							
3	14:12:26.045	A. PIER GUIDI	14:13:56.086	J. CALADO	1:30.041	4:22.484							
4	15:11:23.904	J. CALADO	15:12:50.430	J. CALADO	1:26.526	5:49.010							
5	15:57:56.207	J. CALADO	15:59:25.282	A. GIOVINAZZI	1:29.075	7:18.085							
6	16:49:37.250	A. GIOVINAZZI	16:51:05.755	A. GIOVINAZZI	1:28.505	8:46.590							



FIA WEC 1000 Miles of Sebring Race

Pit Stop Analysis

No	In Time	In Driver	Out Time	Out Driver	Pit Time	T. Pit Time	No	In Time	In Driver	Out Time	Out Driver	Pit Time	T. Pit Time
7	16:29:41.655	M. BORTOLOTTI	16:30:59.295	M. BORTOLOTTI	1:17.640	9:35.665	4	13:29:32.870	L. DUVAL	13:30:59.836	L. DUVAL	1:26.966	26:00.444
8	17:10:41.945	M. BORTOLOTTI	17:12:19.452	D. KYYAT	1:37.507	11:13.172	5	13:53:34.536	L. DUVAL	16:44:52.747	G. MENEZES	2:51:18.211	3:17:18.655
9	17:49:58.137	D. KYYAT	17:51:17.380	D. KYYAT	1:19.243	12:32.415	6	17:13:02.235	G. MENEZES	17:13:35.783	G. MENEZES	33.548	3:17:52.203
10	18:37:37.904	D. KYYAT	18:39:11.805	M. BORTOLOTTI	1:33.901	14:06.316	7	17:43:13.399	G. MENEZES	17:44:48.657	G. MENEZES	1:35.258	3:19:27.461
11	19:16:53.208	M. BORTOLOTTI	19:18:12.906	M. BORTOLOTTI	1:19.698	15:26.014	8	18:49:11.904	G. MENEZES	18:50:43.353	N. MÜLLER	1:31.449	3:20:58.910
12	19:54:09.559	M. BORTOLOTTI	19:54:54.737	M. BORTOLOTTI	45.178	16:11.192	9	19:44:42.020	N. MÜLLER	19:45:48.613	N. MÜLLER	1:06.593	3:22:05.503
77 Dempsey - Proton Racing Porsche 911 RSR - 19 LMGTE Am							98 Northwest AMR Aston Martin Vantage AMR LMGTE Am						
1	12:23:16.342	C. RIED	12:24:09.213	C. RIED	52.871	52.871	1	12:23:12.202	P. DALLA LANA	12:24:11.157	P. DALLA LANA	58.955	58.955
2	13:22:13.676	C. RIED	13:23:30.163	M. PEDERSEN	1:16.487	2:09.358	2	13:33:45.428	P. DALLA LANA	13:35:15.087	A. JEFFERIES	1:29.659	2:28.614
3	14:11:21.227	M. PEDERSEN	14:12:51.465	M. PEDERSEN	1:30.238	3:39.596	3	14:38:06.810	A. JEFFERIES	14:39:36.359	P. DALLA LANA	1:29.549	3:58.163
4	15:14:46.418	M. PEDERSEN	15:16:16.278	J. ANDLAUER	1:29.860	5:09.456	4	15:27:02.748	P. DALLA LANA	15:29:59.447	N. THIIIM	2:56.699	6:54.862
5	16:16:31.816	J. ANDLAUER	16:18:03.250	C. RIED	1:31.434	6:40.890	5	16:28:35.454	N. THIIIM	16:30:11.217	A. JEFFERIES	1:35.763	8:30.625
6	17:17:23.207	C. RIED	17:18:52.269	J. ANDLAUER	1:29.062	8:09.952	6	17:33:04.063	A. JEFFERIES	17:34:36.554	A. JEFFERIES	1:32.491	10:03.116
7	18:25:13.664	J. ANDLAUER	18:26:32.773	M. PEDERSEN	1:19.109	9:29.061	7	18:43:56.519	A. JEFFERIES	18:45:31.258	N. THIIIM	1:34.739	11:37.855
8	19:04:31.084	M. PEDERSEN	19:05:59.005	J. ANDLAUER	1:27.921	10:56.982	8	19:07:44.857	N. THIIIM	19:08:38.473	N. THIIIM	53.616	12:31.471
85 Iron Dames Porsche 911 RSR - 19 LMGTE Am							708 Glickenhaus Racing Glickenhaus 007 HYPERCAR						
1	12:23:04.976	S. BOVY	12:23:58.661	S. BOVY	53.685	53.685	1	13:15:08.982	R. BRISCOE	13:16:26.578	R. BRISCOE	1:17.596	1:17.596
2	13:23:13.989	S. BOVY	13:24:43.998	S. BOVY	1:30.009	2:23.694	2	13:58:26.132	R. BRISCOE	13:59:48.074	R. DUMAS	1:21.942	2:39.538
3	14:24:24.167	S. BOVY	14:25:53.573	R. FREY	1:29.406	3:53.100	777 D'Station Racing Aston Martin Vantage AMR LMGTE Am						
4	14:53:49.017	R. FREY	14:57:44.142	R. FREY	3:55.125	7:48.225	1	13:12:56.554	T. FUJII	13:14:29.074	S. HOSHINO	1:32.520	1:32.520
5	16:00:55.747	R. FREY	16:02:27.548	M. GATTING	1:31.801	9:20.026	2	14:18:02.170	S. HOSHINO	14:19:36.435	C. STEVENSON	1:34.265	3:06.785
6	16:58:52.667	M. GATTING	17:00:21.960	M. GATTING	1:29.293	10:49.319	3	15:25:55.668	C. STEVENSON	15:27:29.766	C. STEVENSON	1:34.098	4:40.883
7	17:57:50.848	M. GATTING	17:59:24.074	R. FREY	1:33.226	12:22.545	4	16:20:04.056	C. STEVENSON	16:21:35.159	S. HOSHINO	1:31.103	6:11.986
8	19:02:10.635	R. FREY	19:03:38.612	M. GATTING	1:27.977	13:50.522	5	17:25:36.627	S. HOSHINO	17:26:29.990	S. HOSHINO	53.363	7:05.349
86 GR Racing Porsche 911 RSR - 19 LMGTE Am							6	17:41:18.752	S. HOSHINO	17:42:50.105	T. FUJII	1:31.353	8:36.702
1	12:23:17.278	M. WAINWRIGHT	12:24:12.626	M. WAINWRIGHT	55.348	55.348	7	18:42:17.949	T. FUJII	18:43:42.081	C. STEVENSON	1:24.132	10:00.834
2	13:37:03.440	M. WAINWRIGHT	13:38:35.195	R. PERA	1:31.755	2:27.103	8	19:22:10.970	C. STEVENSON	19:23:23.368	C. STEVENSON	1:12.398	11:13.232
3	14:40:54.932	R. PERA	14:42:26.357	B. BARKER	1:31.425	3:58.528	93 Peugeot TotalEnergies Peugeot 9X8 HYPERCAR H						
4	15:46:18.505	B. BARKER	15:48:04.191	R. PERA	1:45.686	5:44.214	1	13:04:39.674	P. DI RESTA	13:26:03.568	P. DI RESTA	21:23.894	21:23.894
5	16:48:29.447	R. PERA	16:49:59.850	B. BARKER	1:30.403	7:14.617	2	14:25:17.421	P. DI RESTA	14:27:06.653	M. JENSEN	1:49.232	23:13.126
6	17:49:48.933	B. BARKER	17:51:26.757	M. WAINWRIGHT	1:37.824	8:52.441	3	14:53:24.147	M. JENSEN	14:57:03.757	M. JENSEN	3:39.610	26:52.736
7	18:35:29.505	M. WAINWRIGHT	18:36:47.358	R. PERA	1:17.853	10:10.294	4	15:55:38.637	M. JENSEN	15:57:11.624	J. VERGNE	1:32.987	28:25.723
8	19:34:50.876	R. PERA	19:35:46.513	R. PERA	55.637	11:05.931	5	16:51:25.585	J. VERGNE	16:52:59.898	J. VERGNE	1:34.313	30:00.036
94 Peugeot TotalEnergies Peugeot 9X8 HYPERCAR H							6	17:51:29.689	J. VERGNE	17:53:03.348	P. DI RESTA	1:33.659	31:33.695
1	12:00:35.320	L. DUVAL	12:02:33.439	L. DUVAL	1:58.119	1:58.119	7	18:57:31.745	P. DI RESTA	19:18:29.397	P. DI RESTA	20:57.652	52:31.347
2	12:05:34.291	L. DUVAL	12:27:26.573	L. DUVAL	21:52.282	23:50.401							
3	13:26:55.754	L. DUVAL	13:27:38.831	L. DUVAL	43.077	24:33.478							