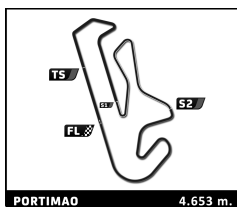


# FIA WEC 6 Hours of Portimão Free Practice 3

## Sector Analysis

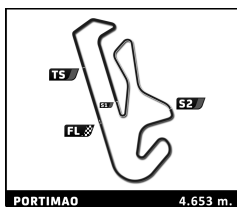
Lap under Red Flag											Invalidated Lap	Personal Best	Session Best	B Crossing the pit lane								
Lap	D	Time	Sector 1	Sector 2	Sector 3	T. Spd	Elapsed	Lap	D	Time	Sector 1	Sector 2	Sector 3	T. Spd	Elapsed							
<b>2</b>	<b>Cadillac Racing</b>			Cadillac V-Series.R																		
	1. Earl BAMBER			3. Richard WESTBROOK			HYPERCAR H															
	2. Alex LYNN																					
	1	3	2:17.414	1:01.257	36.776	39.381		2:17.414	21	2	1:36.342	30.222	30.740	35.380	295.1	54:52.087						
	2	3	1:37.350	31.071	31.033	35.246	290.3	3:54.764	22	2	1:36.063	29.757	30.896	35.410	297.5	56:28.150						
	3	3	1:37.075	29.397	32.485	35.193	296.7	5:31.839	23	2	1:37.128	30.776	30.748	35.604	297.5	58:05.278						
	4	3	1:35.956	29.290	31.482	35.184	299.2	7:07.795	24	2	1:36.253	29.975	30.628	35.650	297.5	59:41.531						
	5	3	<del>1:34.867</del>	29.547	30.597	34.723	301.7	8:42.662	25	2	1:35.954	29.866	30.528	35.560	297.5	1:01:17.485						
	6	3	1:34.362	29.228	30.411	34.723	300.8	10:17.024	<b>5</b> <b>Porsche Penske Motorsport</b> Porsche 963 1. Dane CAMERON 3. Frédéric MAKOWIECKI HYPERCAR H 2. Michael CHRISTENSEN													
	7	3	1:41.299	29.758	29.997	41.544	298.3	11:58.323														
	8	3	4:34.830	3:20.430	35.725	38.675		16:33.153														
	9	3	1:44.376	30.858	35.996	37.522	292.7	18:17.529														
	10	3	<b>1:32.818</b>	29.298	29.557	<b>33.963</b>	295.9	19:50.347														
	11	3	1:36.858	30.181	30.559	36.118	301.7	21:27.205														
	12	3	<del>1:32.822</del>	<b>29.072</b>	<b>29.475</b>	34.275	297.5	23:00.027														
	13	3	1:53.490	<b>B</b> 30.220	40.383	42.887	299.2	24:53.517														
	14	3	3:36.575	2:28.311	32.267	35.997		28:30.092														
	15	3	1:34.398	29.364	29.836	35.198	295.1	30:04.490														
	16	3	1:39.621	29.833	30.688	39.100	297.5	31:44.111														
	17	3	1:34.582	29.584	30.336	34.662	295.9	33:18.693														
	18	3	1:38.849	30.894	30.760	37.195	298.3	34:57.542														
	19	3	<b>2:44.450</b>	<b>B</b> 29.420	59.002	1:16.028	294.3	37:41.992														
	20	1	12:03.125	...	31.044	34.567		49:45.117														
	21	1	1:34.828	30.461	30.134	34.233	300.0	51:19.945														
	22	1	1:34.708	29.858	30.201	34.649	303.4	52:54.653														
	23	1	<del>1:32.921</del>	29.438	30.060	34.433	299.2	54:28.584														
	24	1	1:33.612	29.271	29.947	34.394	298.3	56:02.196														
	25	1	<del>1:32.818</del>	29.104	29.949	34.765	299.2	57:36.014														
26	1	1:35.989	30.681	30.627	34.681	301.7	59:12.003															
27	1	1:34.029	29.185	30.113	34.731	300.0	1:00:46.032															
<b>4</b>	<b>Floyd Vanwall Racing Team</b>			Vanwall Vandervell 680																		
	1. Tom DILLMANN			3. Jacques VILLENEUVE			HYPERCAR															
	2. Esteban GUERRIERI																					
	1	1	2:26.970	<b>B</b> 1:05.311	35.817	45.842		2:26.970								<b>6</b> <b>Porsche Penske Motorsport</b> Porsche 963 1. Kévin ESTRE 3. Laurens VANTHOOR HYPERCAR H 2. André LOTTERER						
	2	1	2:45.250	1:31.379	35.291	38.580		5:12.220														
	3	1	1:41.764	32.487	33.109	36.168	290.3	6:53.984														
	4	1	1:36.902	29.983	30.782	36.137	300.0	8:30.886														
	5	1	<b>1:32.922</b>	<b>29.023</b>	<b>29.725</b>	<b>34.174</b>	300.0	10:03.808														
	6	1	1:43.196	<b>B</b> 29.055	30.038	44.103	300.8	11:47.004														
	7	3	5:08.409	3:56.589	33.802	38.018		16:55.413														
	8	3	1:38.193	31.210	30.925	36.058	291.9	18:33.606														
	9	3	1:37.550	30.809	31.012	35.729	293.5	20:11.156														
	10	3	1:37.798	30.413	31.257	36.128	291.9	21:48.954														
	11	3	1:37.672	30.602	31.351	35.719	291.1	23:26.626														
	12	3	1:36.547	30.191	30.756	35.600	293.5	25:03.173														
	13	3	1:36.791	30.291	30.829	35.671	295.9	26:39.964														
	14	3	1:37.498	30.755	31.150	35.593	297.5	28:17.462														
	15	3	1:38.346	29.987	32.090	36.269	295.1	29:55.808														
	16	3	1:51.518	<b>B</b> 32.438	32.638	46.442	293.5	31:47.326														
	17	2	<b>6:07.918</b>	<b>B</b> 3:47.881	1:03.087	1:16.950		37:55.244														
	18	2	12:03.968	...	33.637	37.248		49:59.212														
	19	2	1:39.967	31.206	31.601	37.160	294.3	51:39.179														
	20	2	1:36.566	30.092	30.890	35.584	295.9	53:15.745														



FIA WEC  
6 Hours of Portimao  
Free Practice 3

Sector Analysis

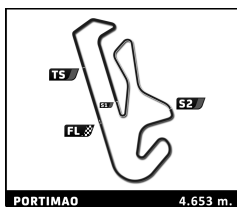
Lap under Red Flag												Invalidated Lap		Personal Best		Session Best		B Crossing the pit lane	
Lap	D	Time	Sector 1	Sector 2	Sector 3	T. Spd	Elapsed	Lap	D	Time	Sector 1	Sector 2	Sector 3	T. Spd	Elapsed				
15	1	1:35.597	30.332	30.261	35.004	301.7	23:52.387	6	2	<b>1:31.795</b>	28.816	<b>29.350</b>	33.629	301.7	11:13.957				
16	1	1:40.408 <b>B</b>	29.309	30.251	40.848	300.0	25:32.795	7	2	1:40.842 <b>B</b>	29.496	30.745	40.601	308.6	12:54.799				
17	2	3:27.156	2:20.008	31.568	35.580		28:59.951	8	3	2:37.399	1:32.152	30.343	34.904		15:32.198				
18	2	1:35.021	29.547	30.496	34.978	301.7	30:34.972	9	3	1:33.705	29.295	29.890	34.520	300.8	17:05.903				
19	2	1:34.927	29.487	30.451	34.989	299.2	32:09.899	10	3	1:34.599	30.037	30.205	34.357	297.5	18:40.502				
20	2	1:34.978	29.356	30.567	35.055	301.7	33:44.877	11	3	1:34.339	29.493	30.158	34.688	302.5	20:14.841				
21	2	1:35.927	29.344	30.431	36.152	303.4	35:20.804	12	3	1:34.375	29.323	30.218	34.834	299.2	21:49.216				
22	2	<b>3:09.063 B</b>	50.608	1:00.607	1:17.848	300.8	38:29.867	13	3	1:40.889 <b>B</b>	30.467	30.205	40.217	284.2	23:30.105				
23	3	12:22.838	...	30.790	34.745		50:52.705	14	3	2:49.455	1:43.833	30.429	35.193		26:19.560				
24	3	1:33.543	29.250	29.882	34.411	301.7	52:26.248	15	3	1:33.950	29.269	30.046	34.635	299.2	27:53.510				
25	3	1:33.924	29.243	29.953	34.728	302.5	54:00.172	16	3	1:34.042	29.410	30.080	34.552	295.9	29:27.552				
26	3	<b>1:33.222</b>	<b>28.998</b>	<b>29.858</b>	34.366	302.5	55:33.394	17	3	1:35.939	29.429	31.492	35.018	300.0	31:03.491				
27	3	<del>1:34.750</del>	29.874	30.189	34.687	305.1	57:08.144	18	3	1:34.925	29.617	30.624	34.684	295.9	32:38.416				
28	3	<del>1:34.441</del>	29.286	30.561	34.594	303.4	58:42.585	19	3	1:40.681 <b>B</b>	29.624	30.117	40.940	297.5	34:19.097				
29	3	1:34.523	29.647	29.942	34.934	305.1	1:00:17.108	20	1	15:13.699	...	30.740	34.645		49:32.796				
<b>7</b> Toyota Gazoo Racing Toyota GR010 HYBRID 1. Mike CONWAY 3. Jose Maria LOPEZ HYPERCAR H 2. Kamui KOBAYASHI																			
1	2	2:00.660	47.134	35.658	37.868		2:00.660	21	1	1:33.614	29.406	30.033	34.175	300.0	51:06.410				
2	2	1:37.261	31.104	31.180	34.977	293.5	3:37.921	22	1	1:33.055	29.168	29.694	34.193	302.5	52:39.465				
3	2	1:34.638	29.412	30.932	34.294	305.9	5:12.559	23	1	1:33.144	29.182	29.677	34.285	291.9	54:12.609				
4	2	2:08.192	28.746	1:01.582	37.864	302.5	7:20.751	24	1	1:33.563	29.149	29.975	34.439	300.0	55:46.172				
5	2	1:34.234	28.848	29.864	35.522	300.0	8:54.985	25	1	1:36.541	31.017	30.355	35.169	300.0	57:22.713				
6	2	<b>1:32.073</b>	<b>28.668</b>	<b>29.527</b>	<b>33.878</b>	300.8	10:27.058	26	1	1:34.387	29.357	29.959	35.071	297.5	58:57.100				
7	2	1:33.090	28.859	29.753	34.478	303.4	12:00.148	27	1	1:34.962	29.565	29.872	35.525	306.8	1:00:32.062				
8	2	1:39.983 <b>B</b>	29.226	29.666	41.091	304.2	13:40.131	<b>9</b> Prema Racing Oreca 07 - Gibson LMP2 1. Filip UGRAN 3. Bent VISCAAL 2. Juan Manuel CORREA											
9	2	2:57.252 <b>B</b>	1:36.136	34.829	46.287		16:37.383	1	3	2:18.488	1:02.612	35.861	40.015		2:18.488				
10	3	3:36.308	2:31.099	30.420	34.789		20:13.691	2	3	1:44.744	32.675	33.594	38.475	254.1	4:03.232				
11	3	<del>1:35.404</del>	29.534	30.648	35.222	295.9	21:49.095	3	3	1:37.140	31.027	30.979	35.134	285.0	5:40.372				
12	3	1:34.550	29.803	30.351	34.396	296.7	23:23.645	4	3	1:43.979	29.491	32.009	42.479	286.5	7:24.351				
13	3	1:34.447	29.477	29.914	35.056	300.0	24:58.092	5	3	<b>1:34.671</b>	<b>29.329</b>	<b>30.343</b>	<b>34.999</b>	288.0	8:59.022				
14	3	1:34.332	29.458	30.372	34.502	299.2	26:32.424	6	3	1:39.173	30.891	31.480	36.802	289.5	10:38.195				
15	3	1:34.280	29.565	30.114	34.601	298.3	28:06.704	7	3	1:41.226 <b>B</b>	29.352	30.632	41.242	287.2	12:19.421				
16	3	1:33.760	29.367	29.971	34.422	288.8	29:40.464	8	2	4:00.392	2:50.291	33.154	36.947		16:19.813				
17	3	1:34.203	29.274	30.198	34.731	291.9	31:14.667	9	2	1:36.918	30.684	31.126	35.108	281.2	17:56.731				
18	3	1:35.817	29.962	30.345	35.510	287.2	32:50.484	10	2	1:35.877	29.920	30.898	35.059	283.5	19:32.608				
19	3	1:39.971 <b>B</b>	29.749	30.051	40.171	290.3	34:30.455	11	2	1:36.308	30.137	31.031	35.140	284.2	21:08.916				
20	1	15:04.540	...	31.215	35.056		49:34.995	12	2	<del>1:37.095</del>	29.731	31.302	36.062	282.7	22:46.011				
21	1	1:34.391	29.850	30.043	34.498	288.8	51:09.386	13	2	1:43.260 <b>B</b>	30.581	31.527	41.152	282.7	24:29.271				
22	1	1:33.812	29.597	29.698	34.517	293.5	52:43.198	14	2	2:16.582	1:09.076	32.020	35.486		26:45.853				
23	1	1:33.890	29.537	29.921	34.432	294.3	54:17.088	15	2	1:37.841	31.673	30.885	35.283	282.0	28:23.694				
24	1	1:33.834	29.424	29.839	34.571	295.9	55:50.922	16	2	1:37.917	30.948	31.514	35.455	285.7	30:01.611				
25	1	1:35.204	29.605	30.889	34.710	295.9	57:26.126	17	2	1:37.834	30.065	31.232	36.537	283.5	31:39.445				
26	1	1:34.323	29.478	30.099	34.746	294.3	59:00.449	18	2	1:36.383	30.383	30.915	35.085	275.5	33:15.828				
27	1	1:35.867	30.208	30.335	35.324	296.7	1:00:36.316	19	2	1:42.555 <b>B</b>	30.228	31.474	40.853	285.0	34:58.383				
<b>8</b> Toyota Gazoo Racing Toyota GR010 HYBRID 1. Sébastien BUEMI 3. Ryo HIRAKAWA HYPERCAR H 2. Brendon HARTLEY								20	1	14:54.907	...	32.698	36.739		49:53.290				
1	2	3:17.834	2:01.855	36.899	39.080		3:17.834	21	1	1:36.723	30.464	30.938	35.321	281.2	51:30.013				
2	2	1:38.850	31.695	31.161	35.994	290.3	4:56.684	22	1	1:39.220	30.264	33.341	35.615	285.7	53:09.233				
3	2	1:39.035	30.982	29.906	38.147	295.1	6:35.719	23	1	1:36.284	30.034	30.956	35.294	285.0	54:45.517				
4	2	1:32.037	<b>28.485</b>	30.028	<b>33.524</b>	303.4	8:07.756	24	1	1:36.720	30.151	30.997	35.572	287.2	56:22.237				
5	2	1:34.406	28.489	30.695	35.222	305.9	9:42.162	25	1	1:37.807	30.730	31.306	35.771	284.2	58:00.044				
								26	1	1:36.919	30.150	31.125	35.644	285.7	59:36.963				
								27	1	1:36.358	29.868	31.123	35.367	285.0	1:01:13.321				



FIA WEC  
6 Hours of Portimao  
Free Practice 3

Sector Analysis

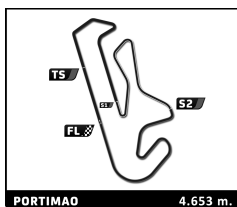
Lap under Red Flag											Invalidated Lap	Personal Best	Session Best	B Crossing the pit lane	
Lap	D	Time	Sector 1	Sector 2	Sector 3	T. Spd	Elapsed	Lap	D	Time	Sector 1	Sector 2	Sector 3	T. Spd	Elapsed
<b>10</b>		<b>Vector Sport</b>		3. Gabriel AUBRY			Oreca 07 - Gibson LMP2								
		1. Ryan CULLEN													
		2. Matthias KAISER													
1	3	2:13.687	1:01.042	35.356	37.289		2:13.687	20	2	11:39.798	...	34.100	38.372		50:12.364
2	3	1:37.968	31.122	31.661	35.185	281.2	3:51.655	21	2	1:44.392	32.711	33.550	38.131	259.6	51:56.756
3	3	1:35.823	30.055	30.965	34.803	285.0	5:27.478	22	2	1:42.224	32.471	32.435	37.318	257.8	53:38.980
4	3	1:37.779	30.183	31.921	35.675	287.2	7:05.257	23	2	1:42.253	32.170	32.639	37.444	258.4	55:21.233
5	3	1:41.910	B 30.374	30.820	40.716	288.0	8:47.167	24	2	1:43.302	32.099	33.297	37.906	257.8	57:04.535
6	3	3:34.316	2:18.282	38.052	37.982		12:21.483	25	2	1:43.189	32.339	32.762	38.088	259.0	58:47.724
7	3	1:37.835	31.400	31.442	34.993	281.2	13:59.318	26	2	1:42.006	32.018	32.460	37.528	260.2	1:00:29.730
8	3	1:35.483	29.775	31.066	34.642	284.2	15:34.801								
9	3	1:34.265	29.420	30.412	34.433	285.7	17:09.066								
10	3	1:34.741	29.345	30.595	34.801	285.7	18:43.807								
11	3	1:34.554	29.428	30.405	34.721	287.2	20:18.361								
12	3	1:43.226	B 30.789	31.064	41.373	262.1	22:01.587								
13	1	3:17.841	2:10.731	31.434	35.676		25:19.428								
14	1	1:37.333	30.546	31.191	35.596	283.5	26:56.761								
15	1	1:37.376	30.231	31.357	35.788	281.2	28:34.137								
16	1	1:37.600	30.161	31.962	35.477	283.5	30:11.737								
17	1	1:37.011	30.067	30.980	35.964	283.5	31:48.748								
18	1	1:38.894	30.477	32.105	36.312	285.0	33:27.642								
19	1	1:36.734	30.033	30.863	35.838	282.7	35:04.376								
20	1	2:55.163	B 38.373	1:00.658	1:16.132	285.0	37:59.539								
21	2	11:59.861	...	32.576	37.004		49:59.400								
22	2	1:40.169	32.618	31.411	36.140	274.8	51:39.569								
23	2	1:37.476	30.671	31.377	35.428	286.5	53:17.045								
24	2	1:36.484	30.259	31.085	35.140	287.2	54:53.529								
25	2	1:37.223	30.844	31.187	35.192	287.2	56:30.752								
26	2	1:37.166	30.313	31.226	35.627	285.7	58:07.918								
27	2	1:36.508	30.238	31.074	35.196	285.7	59:44.426								
28	2	1:36.222	30.093	31.028	35.101	286.5	1:01:20.648								
<b>21</b>		<b>AF Corse</b>		3. Ulysse DE PAUW			Ferrari 488 GTE Evo LMGT Am								
		1. Diego ALESSI													
		2. Simon MANN													
1	1	2:49.685	1:29.729	39.060	40.896		2:49.685								
2	1	1:47.284	33.868	34.905	38.511	255.9	4:36.969								
3	1	1:42.851	32.382	33.054	37.415	260.9	6:19.820								
4	1	1:42.168	32.110	32.736	37.322	261.5	8:01.988								
5	1	1:42.172	31.906	32.494	37.772	263.4	9:44.160								
6	1	1:54.188	B 32.492	36.318	45.378	262.1	11:38.348								
7	1	2:55.015	1:37.356	37.377	40.282		14:33.363								
8	1	1:51.992	33.604	35.131	43.257	255.3	16:25.355								
9	1	1:42.104	32.190	32.673	37.241	259.0	18:07.459								
10	1	1:41.364	31.914	32.257	37.193	260.2	19:48.823								
11	1	1:43.895	31.845	32.514	39.536	260.9	21:32.718								
12	1	1:41.711	31.936	32.423	37.352	259.6	23:14.429								
13	1	1:47.927	B 31.949	32.516	43.462	260.2	25:02.356								
14	3	3:29.123	2:17.370	33.592	38.161		28:31.479								
15	3	1:42.626	32.261	32.821	37.544	256.5	30:14.105								
16	3	1:41.979	32.196	32.353	37.430	257.1	31:56.084								
17	3	1:43.695	32.714	33.503	37.478	257.1	33:39.779								
18	3	1:42.149	32.073	32.242	37.834	258.4	35:21.928								
19	3	3:10.638	B 52.698	1:01.190	1:16.750	257.8	38:32.566								
<b>22</b>		<b>United Autosports</b>		3. Ben HANLEY			Oreca 07 - Gibson LMP2								
		1. Frederick LUBIN													
		2. Philip HANSON													
1	2	1:55.407	46.027	33.470	35.910		1:55.407								
2	2	1:35.732	30.154	30.824	34.754	284.2	3:31.139								
3	2	1:44.756	B 31.424	31.549	41.783	287.2	5:15.895								
4	2	2:36.021	1:22.853	34.938	38.230		7:51.916								
5	2	1:44.250	30.574	31.492	42.184	285.7	9:36.166								
6	2	1:34.535	29.631	30.492	34.412	288.8	11:10.701								
7	2	1:36.360	29.722	31.207	35.431	289.5	12:47.061								
8	2	1:44.513	31.169	36.216	37.128	288.0	14:31.574								
9	2	1:35.080	29.640	30.598	34.842	285.7	16:06.654								
10	2	1:42.874	B 29.762	30.624	42.488	286.5	17:49.528								
11	1	5:01.045	3:54.111	31.665	35.269		22:50.573								
12	1	1:37.230	30.796	31.274	35.160	282.7	24:27.803								
13	1	1:36.742	30.121	31.109	35.512	282.0	26:04.545								
14	1	1:36.371	30.216	31.005	35.150	283.5	27:40.916								
15	1	1:36.625	30.018	30.827	35.780	284.2	29:17.541								
16	1	1:39.332	31.392	32.292	35.648	280.5	30:56.873								
17	1	1:36.745	30.319	31.225	35.201	282.0	32:33.618								
18	1	1:37.394	30.020	32.063	35.311	284.2	34:11.012								
19	1	2:03.922	B 30.058	31.112	1:02.752	285.7	36:14.934								
20	3	13:27.727	...	31.312	35.034		49:42.661								
21	3	1:36.249	29.959	31.026	35.264	285.7	51:18.910								
22	3	1:35.537	30.043	30.643	34.851	288.0	52:54.447								
23	3	1:36.425	30.318	30.843	35.264	285.7	54:30.872								
24	3	1:36.247	30.039	30.898	35.310	285.7	56:07.119								
25	3	1:35.908	30.005	30.927	34.976	285.7	57:43.027								
26	3	1:36.454	30.063	30.810	35.581	285.7	59:19.481								
27	3	1:36.653	30.011	31.082	35.560	287.2	1:00:56.134								
<b>23</b>		<b>United Autosports</b>		3. Oliver JARVIS			Oreca 07 - Gibson LMP2								
		1. Joshua PIERSON													
		2. Giedo VAN DER GARDE													
1	3	2:17.147	1:00.402	37.166	39.579		2:17.147								
2	3	1:45.111	33.515	33.895	37.701	248.8	4:02.258								
3	3	1:45.709	35.116	34.324	36.269	279.8	5:47.967								
4	3	1:40.436	29.966	31.112	39.358	286.5	7:28.403								
5	3	1:34.640	29.456	30.572	34.612	288.8	9:03.043								
6	3	1:37.089	30.106	31.558	35.425	288.0	10:40.132								
7	3	1:40.041	29.645	32.638	37.758	286.5	12:20.173								
8	3	1:42.662	B 29.690	30.594	42.378	285.0	14:02.835								
9	1	4:41.878	3:34.138	31.836	35.904		18:44.713								
10	1	1:37.490	30.129	31.926	35.435	285.7	20:22.203								
11	1	1:36.178	30.012	31.056	35.110	282.7	21:58.381								
12	1	1:35.928	29.866	30.883	35.179	283.5	23:34.309								
13	1	1:35.920	29.900	30.839	35.181	283.5	25:10.229								



# FIA WEC 6 Hours of Portimão Free Practice 3

## Sector Analysis

Lap under Red Flag   Invalidated Lap   Personal Best   Session Best   Crossing the pit lane															
Lap	D	Time	Sector 1	Sector 2	Sector 3	T. Spd	Elapsed	Lap	D	Time	Sector 1	Sector 2	Sector 3	T. Spd	Elapsed
14	1	1:36.612	30.320	31.050	35.242	283.5	26:46.841	12	1	1:38.035	31.026	31.211	35.798	281.2	25:56.977
15	1	1:44.710 <b>B</b>	32.357	31.195	41.158	286.5	28:31.551	13	1	1:36.841	30.429	31.000	35.412	283.5	27:33.818
16	1	21:06.476	...	32.028	35.503		49:38.027	14	1	1:38.153	30.763	31.367	36.023	285.7	29:11.971
17	1	1:37.343	30.355	31.562	35.426	283.5	51:15.370	15	1	2:01.501 <b>B</b>	30.223	48.118	43.160	284.2	31:13.472
18	1	1:41.681 <b>B</b>	30.338	30.847	40.496	282.7	52:57.051	16	2	3:13.848	2:06.732	31.562	35.554		34:27.320
19	2	2:46.676	1:39.466	31.405	35.805		55:43.727	17	2	<b>2:14.945 <b>B</b></b>	30.189	30.884	1:13.872	284.2	36:42.265
20	2	1:36.625	30.533	30.863	35.229	280.5	57:20.352	18	2	13:33.063	...	31.460	36.057		50:15.328
21	2	1:36.484	30.033	31.024	35.427	284.2	58:56.836	19	2	1:37.050	30.163	31.412	35.475	282.0	51:52.378
22	2	1:36.860	30.457	30.972	35.431	287.2	1:00:33.696	20	2	1:41.132 <b>B</b>	29.893	<b>30.532</b>	40.707	285.7	53:33.510
<b>25</b> <b>ORT by TF</b> <small>Aston Martin Vantage AMR</small>															
1. Ahmad AL HARTHY 3. Charlie EASTWOOD LMGT E Am															
2. Michael DINAN															
1	1	2:46.747	1:26.139	39.586	41.022		2:46.747	<b>31</b> <b>Team WRT</b> <small>Oreca 07 - Gibson LMP2</small>							
2	1	1:48.297	36.005	33.817	38.475	247.7	4:35.044	1. Sean GELAEEL 3. Robin FRIJNS							
3	1	1:43.562	33.266	32.798	37.498	225.5	6:18.606	2. Ferdinand HABSBURG							
4	1	1:42.124	32.118	32.595	37.411	259.0	8:00.730	1	3	2:21.072	1:06.381	35.463	39.228		2:21.072
5	1	1:41.967	32.037	32.605	37.325	260.9	9:42.697	2	3	1:43.539	33.396	32.279	37.864	281.2	4:04.611
6	1	1:42.090	32.200	32.467	37.423	261.5	11:24.787	3	3	1:44.215 <b>B</b>	30.599	31.272	42.344	286.5	5:48.826
7	1	1:42.027	32.053	32.479	37.495	259.0	13:06.814	4	3	3:26.012	2:06.253	39.419	40.340		9:14.838
8	1	1:49.191 <b>B</b>	32.101	32.469	44.621	260.2	14:56.005	5	3	1:38.747	31.289	32.244	35.214	283.5	10:53.585
9	2	3:00.624	1:44.769	36.033	39.822		17:56.629	6	3	<b>1:34.497</b>	<b>29.429</b>	<b>30.427</b>	<b>34.641</b>	288.8	12:28.082
10	2	1:45.046	33.672	33.344	38.030	252.9	19:41.675	7	3	1:38.892	30.143	31.384	37.365	288.0	14:06.974
11	2	1:46.019	33.491	33.207	39.321	252.9	21:27.694	8	3	1:38.496	29.473	31.346	37.677	287.2	15:45.470
12	2	1:43.665	32.960	33.002	37.703	255.9	23:11.359	9	3	1:36.601	29.502	31.824	35.275	286.5	17:22.071
13	2	<del>1:43.062</del>	32.598	32.717	37.747	255.9	24:54.421	10	3	<del>1:44.015 <b>B</b></del>	29.746	32.017	42.252	285.7	19:06.086
14	2	<del>1:43.559</del>	32.566	33.080	37.913	255.9	26:37.980	11	1	4:44.279	3:36.397	32.263	35.619		23:50.365
15	2	1:44.813	33.258	33.532	38.023	257.1	28:22.793	12	1	1:37.370	30.101	31.295	35.974	281.2	25:27.735
16	2	<del>1:44.110</del>	32.886	32.999	38.225	258.4	30:06.903	13	1	1:36.343	30.033	31.078	35.232	282.7	27:04.078
17	2	1:44.041	32.668	32.805	38.568	255.9	31:50.944	14	1	1:38.904	30.818	31.767	36.319	285.7	28:42.982
18	2	<del>1:43.558</del>	32.494	33.297	37.767	256.5	33:34.502	15	1	1:37.138	30.389	31.432	35.317	285.0	30:20.120
19	2	1:43.676	32.412	33.005	38.259	255.9	35:18.178	16	1	1:37.678	29.904	31.911	35.863	284.2	31:57.798
20	2	<b>3:05.125 <b>B</b></b>	48.480	1:00.927	1:15.718	255.3	38:23.303	17	1	1:37.377	30.413	31.518	35.446	286.5	33:35.175
21	3	11:45.970	...	34.712	38.405		50:09.273	18	1	1:36.295	29.843	31.128	35.324	286.5	35:11.470
22	3	1:43.417	32.634	32.730	38.053	257.8	51:52.690	19	1	<b>3:03.302 <b>B</b></b>	43.448	1:00.947	1:18.907	286.5	38:14.772
23	3	<b>1:41.449</b>	32.076	<b>32.307</b>	<b>37.066</b>	259.6	53:34.139	20	1	11:54.755 <b>B</b>	...	32.264	41.662		50:09.527
24	3	1:44.087	31.993	33.986	38.108	259.0	55:18.226	21	2	4:40.337	3:33.808	31.352	35.177		54:49.864
25	3	1:45.821	34.163	33.672	37.986	257.8	57:04.047	22	2	1:36.785	30.233	31.147	35.405	285.7	56:26.649
26	3	1:42.186	32.187	32.636	37.363	256.5	58:46.233	23	2	1:36.156	30.064	30.851	35.241	285.0	58:02.805
27	3	1:41.636	<b>31.968</b>	32.369	37.299	258.4	1:00:27.869	24	2	1:36.055	29.862	30.990	35.203	287.2	59:38.860
<b>28</b> <b>JOTA</b> <small>Oreca 07 - Gibson LMP2</small>															
1. David HEINEMEIER-HANS3. Oliver RASMUSSEN															
2. Pietro FITTIPALDI															
1	3	2:55.383	1:40.152	36.605	38.626		2:55.383	<b>33</b> <b>Corvette Racing</b> <small>Chevrolet Corvette C8.R</small>							
2	3	1:49.537 <b>B</b>	33.346	32.995	43.196	259.0	4:44.920	1. Ben KEATING 3. Nicky CATSBURG							
3	3	3:02.265	1:48.624	35.396	38.245		7:47.185	2. Nicolas VARRONE LMGT E Am							
4	3	1:40.596	33.086	32.337	35.173	263.4	9:27.781	1	1	3:22.412	1:59.937	39.618	42.857		3:22.412
5	3	1:40.211	30.933	31.253	38.025	290.3	11:07.992	2	1	1:52.973	36.558	36.230	40.185	247.7	5:15.385
6	3	1:36.702	29.810	30.905	35.987	288.0	12:44.694	3	1	1:48.571	33.519	35.221	39.831	253.5	7:03.956
7	3	1:39.726	30.327	31.485	37.914	287.2	14:24.420	4	1	1:44.882	32.907	33.909	38.066	258.4	8:48.838
8	3	<b>1:35.449</b>	<b>29.597</b>	30.733	<b>35.119</b>	288.8	15:59.869	5	1	1:42.697	32.313	32.879	37.505	260.2	10:31.535
9	3	1:41.587 <b>B</b>	29.943	30.664	40.980	288.0	17:41.456	6	1	<del>1:42.173</del>	32.107	32.603	37.463	260.9	12:13.708
10	1	5:00.386	3:53.138	31.599	35.649		22:41.842	7	1	1:42.585	32.097	32.552	37.936	259.6	13:56.293
11	1	1:37.100	30.483	31.058	35.559	280.5	24:18.942	8	1	1:42.843	32.298	32.956	37.589	259.6	15:39.136
								9	1	1:43.173	32.225	32.767	38.181	261.5	17:22.309

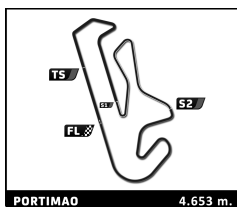


# FIA WEC 6 Hours of Portimão Free Practice 3

## Sector Analysis

Lap under Red Flag												Invalidated Lap												Personal Best												Session Best												Crossing the pit lane											
Lap	D	Time	Sector 1	Sector 2	Sector 3	T. Spd	Elapsed	Lap	D	Time	Sector 1	Sector 2	Sector 3	T. Spd	Elapsed	Lap	D	Time	Sector 1	Sector 2	Sector 3	T. Spd	Elapsed	Lap	D	Time	Sector 1	Sector 2	Sector 3	T. Spd	Elapsed	Lap	D	Time	Sector 1	Sector 2	Sector 3	T. Spd	Elapsed																				
10	1	1:47.660	B	32.100	32.837	42.723	260.2	19:09.969	5	1	1:36.924	30.266	31.746	34.912	282.0	11:59.478																																											
11	2	4:03.163		2:52.526	33.038	37.599		23:13.132	6	1	1:35.841	29.960	30.981	34.900	285.0	13:35.319																																											
12	2	1:41.751		32.050	32.602	37.099	256.5	24:54.883	7	1	1:35.697	30.051	30.684	34.962	285.0	15:11.016																																											
13	2	1:43.315		32.802	32.827	37.686	261.5	26:38.198	8	1	1:35.308	29.801	30.778	34.729	284.2	16:46.324																																											
14	2	1:43.605		32.502	32.932	38.171	258.4	28:21.803	9	1	1:36.871	29.804	30.788	36.279	285.0	18:23.195																																											
15	2	1:42.044		31.880	32.537	37.627	257.1	30:03.847	10	1	1:42.014	B	29.899	30.884	41.231	287.2	20:05.209																																										
16	2	1:42.828		32.207	33.104	37.517	256.5	31:46.675	11	2	3:49.516	2:40.580	32.481	36.455		23:54.725																																											
17	2	1:42.705		31.990	32.447	38.268	256.5	33:29.380	12	2	1:39.748	31.653	31.836	36.259	280.5	25:34.473																																											
18	2	1:41.753		31.876	32.605	37.272	257.1	35:11.133	13	2	1:37.669	30.581	31.562	35.526	279.8	27:12.142																																											
19	2	3:07.615	B	48.555	1:02.952	1:16.108	257.8	38:18.748	14	2	1:38.291	31.012	31.648	35.631	282.7	28:50.433																																											
20	3	12:18.448		...	34.846	38.100		50:37.196	15	2	1:40.348	31.508	32.123	36.717	285.7	30:30.781																																											
21	3	1:42.584		32.509	32.968	37.107	254.1	52:19.780	<b>36 Alpine Elf Team</b> Orega 07 - Gibson LMP2 1. Matthieu VAXIVIERE 3. Charles MILESI 2. Julien CANAL																																																		
22	3	1:42.479		32.206	32.656	37.617	254.7	54:02.259	1	1	2:01.820	48.507	35.572	37.741		2:01.820																																											
23	3	1:41.751		31.957	32.637	37.157	256.5	55:44.010	2	1	1:40.374	31.530	32.797	36.047	279.8	3:42.194																																											
24	3	1:46.623		34.226	33.384	39.013	257.1	57:30.633	3	1	1:37.547	30.540	31.208	35.799	283.5	5:19.741																																											
25	3	1:41.871		31.907	32.595	37.369	255.9	59:12.504	4	1	1:52.327	B	32.157	35.827	44.343	285.0	7:12.068																																										
26	3	1:41.883		31.964	32.589	37.330	260.2	1:00:54.387	5	1	3:53.344	2:41.327	34.698	37.319		11:05.412																																											
																		6	1	1:39.023	31.246	31.648	36.129	282.0	12:44.435																																		
																		7	1	1:35.445	29.567	30.440	35.438	282.7	14:19.880																																		
																		8	1	1:35.562	29.632	30.729	35.201	282.7	15:55.442																																		
																		9	1	1:45.428	32.006	34.293	39.129	284.2	17:40.870																																		
																		10	1	1:36.045	29.635	31.123	35.287	283.5	19:16.915																																		
																		11	1	1:35.844	29.650	30.776	35.418	282.7	20:52.759																																		
																		12	1	1:48.319	B	31.287	33.201	43.831	282.0	22:41.078																																	
																		13	2	4:51.564	3:43.799	32.035	35.730		27:32.642																																		
																		14	2	1:37.509	30.276	31.366	35.867	280.5	29:10.151																																		
																		15	2	2:31.790	B	30.191	1:17.599	44.000	282.0	31:41.941																																	
																		16	2	4:36.123	B	2:59.675	32.284	1:04.164		36:18.064																																	
																		17	2	13:23.642		...	32.208	35.568		49:41.706																																	
																		18	2	1:37.880	30.471	31.618	35.791	282.7	51:19.586																																		
																		19	2	1:37.995	31.063	31.558	35.374	285.7	52:57.581																																		
																		20	2	1:36.964	30.126	31.286	35.552	285.0	54:34.545																																		
																		21	2	1:37.049	30.138	31.204	35.707	282.7	56:11.594																																		
																		22	2	1:44.528	B	30.365	31.348	42.815	282.7	57:56.122																																	
																		23	3	2:44.774	1:37.444	31.445	35.885		1:00:40.896	<b>41 Team WRT</b> Orega 07 - Gibson LMP2 1. Rui ANDRADE 3. Louis DELÉTRAZ 2. Robert KUBICA																																	
																		1	3	2:25.233	1:12.592	35.348	37.293		2:25.233																																		
																		2	3	1:46.639	B	30.926	32.503	43.210	282.0	4:11.872																																	
																		3	3	3:21.248	2:06.752	35.933	38.563		7:33.120																																		
																		4	3	1:39.456	31.650	32.399	35.407	266.7	9:12.576																																		
																		5	3	1:34.267	29.450	30.474	34.343	288.8	10:46.843																																		
																		6	3	1:36.929	30.162	31.802	34.965	288.8	12:23.772																																		
																		7	3	1:39.361	31.416	31.644	36.301	285.7	14:03.133																																		
																		8	3	1:42.614	B	29.772	31.835	41.007	285.0	15:45.747																																	
																		9	2	4:32.449	3:20.621	32.964	38.864		20:18.196																																		
																		10	2	1:36.093	30.004	31.001	35.088	283.5	21:54.289																																		
																		11	2	1:36.432	29.899	30.993	35.540	285.0	23:30.721																																		
																		12	2	1:35.937	29.873	30.893	35.171	283.5	25:06.658																																		
																		13	2	1:36.685	30.106	30.876	35.703	285.0	26:43.343																																		

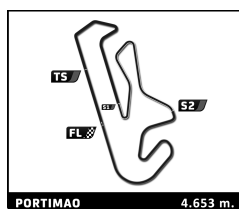
Lap under Red Flag												Invalidated Lap												Personal Best												Session Best												Crossing the pit lane											
Lap	D	Time	Sector 1	Sector 2	Sector 3	T. Spd	Elapsed	Lap	D	Time	Sector 1	Sector 2	Sector 3	T. Spd	Elapsed	Lap	D	Time	Sector 1	Sector 2	Sector 3	T. Spd	Elapsed	Lap	D	Time	Sector 1	Sector 2	Sector 3	T. Spd	Elapsed	Lap	D	Time	Sector 1	Sector 2	Sector 3	T. Spd	Elapsed																				
34									<b>Inter Europol Competition</b> Orega 07 - Gibson LMP2 1. Jakub SMIECHOWSKI 3. Albert COSTA 2. Fabio SCHERER																																																		
1	3	2:19.099	1:03.903	35.390	39.806																																																						



FIA WEC  
6 Hours of Portimao  
Free Practice 3

Sector Analysis

Lap under Red Flag												Invalidated Lap		Personal Best		Session Best		B Crossing the pit lane	
Lap	D	Time	Sector 1	Sector 2	Sector 3	T. Spd	Elapsed	Lap	D	Time	Sector 1	Sector 2	Sector 3	T. Spd	Elapsed				
14	2	1:36.581	29.941	31.153	35.487	285.7	28:19.924	16	3	4:07.311	2:42.676	41.287	43.348		28:47.610				
15	2	1:43.348 <b>B</b>	30.116	31.353	41.879	286.5	30:03.272	17	3	1:42.420	33.381	32.692	36.347	259.0	30:30.030				
16	2	19:33.829	...	32.077	36.947		49:37.101	18	3	1:38.014	30.176	33.034	34.804	290.3	32:08.044				
17	2	1:40.491 <b>B</b>	29.869	30.725	39.897	283.5	51:17.592	19	3	1:50.494	29.244	37.935	43.315	300.0	33:58.538				
18	1	2:49.151	1:41.985	31.508	35.658		54:06.743	20	3	1:32.989	28.760	29.600	34.629	298.3	35:31.527				
19	1	1:43.050	31.720	31.677	39.653	282.7	55:49.793	21	3	3:28.926 <b>B</b>	1:10.818	1:01.791	1:16.317	79.0	39:00.453				
20	1	1:38.685	30.497	32.377	35.811	281.2	57:28.478	22	2	11:02.582	9:54.039	32.619	35.924		50:03.035				
21	1	1:37.733	30.482	31.521	35.730	282.7	59:06.211	23	2	1:36.682	30.497	31.219	34.966	302.5	51:39.717				
22	1	1:37.174	30.328	31.277	35.569	285.0	1:00:43.385	24	2	1:36.099	29.836	30.813	35.450	303.4	53:15.816				
<b>48</b>	Hertz Team JOTA		Oreca 07 - Gibson					<b>51</b>	Ferrari AF Corse		Ferrari 499P			HYPERCAR H					
	1.David BECKMANN		3.Antonio Felix DA COSTA			LMP2			1.Alessandro PIER GUIDI		3.Antonio GIOVINAZZI								
	2.Yifei YE								2.James CALADO										
1	2	2:18.504	55.874	39.499	43.131		2:18.504	1	2	2:26.591	1:10.875	36.723	38.993		2:26.591				
2	2	1:56.934 <b>B</b>	36.798	36.379	43.757	223.1	4:15.438	2	2	1:40.360	32.071	32.451	35.838	296.7	4:06.951				
3	2	3:30.954	2:17.620	35.155	38.179		7:46.392	3	2	1:34.334	29.655	30.195	34.484	302.5	5:41.285				
4	2	1:38.419	31.379	31.754	35.286	277.6	9:24.811	4	2	1:35.660	29.338	30.395	35.927	302.5	7:16.945				
5	2	1:35.847	29.638	31.517	34.692	289.5	11:00.658	5	2	1:36.523	29.641	32.215	34.667	310.3	8:53.468				
6	2	1:34.509	29.351	30.600	34.558	287.2	12:35.167	6	2	1:31.984	28.606	29.657	33.721	306.8	10:25.452				
7	2	1:35.498	29.488	30.739	35.271	286.5	14:10.665	7	2	1:43.550 <b>B</b>	28.726	32.048	42.776	305.1	12:09.002				
8	2	1:41.887 <b>B</b>	30.248	30.925	40.714	287.2	15:52.552	8	1	3:05.810	1:58.569	30.641	36.600		15:14.812				
9	1	6:23.590	5:15.845	31.885	35.860		22:16.142	9	1	1:33.409	29.163	29.826	34.420	298.3	16:48.221				
10	1	1:38.886	31.221	31.591	36.074	282.7	23:55.028	10	1	1:33.260	29.090	29.511	34.659	305.1	18:21.481				
11	1	1:37.597	30.715	31.379	35.503	283.5	25:32.625	11	1	1:33.249	28.957	29.786	34.506	300.8	19:54.730				
12	1	1:37.846	30.832	31.529	35.485	282.0	27:10.471	12	1	1:36.334	29.053	29.921	37.360	302.5	21:31.064				
13	1	1:37.516	30.154	31.303	36.059	283.5	28:47.987	13	1	1:36.618	30.667	30.852	35.099	299.2	23:07.682				
14	1	1:37.112	30.443	31.168	35.501	282.0	30:25.099	14	1	1:33.512	29.170	29.768	34.574	293.5	24:41.194				
15	1	1:37.005	30.106	31.247	35.652	282.7	32:02.104	15	1	1:33.608	29.185	29.908	34.515	303.4	26:14.802				
16	1	1:44.993 <b>B</b>	30.671	32.836	41.486	285.7	33:47.097	16	1	1:33.584	28.878	30.367	34.339	302.5	27:48.386				
17	3	16:22.030	...	32.454	36.906		50:09.127	17	1	1:33.977	28.935	29.682	35.360	300.0	29:22.363				
18	3	1:36.776	30.198	31.279	35.299	284.2	51:45.903	18	1	1:35.289	28.973	31.319	34.997	304.2	30:57.652				
19	3	1:42.081 <b>B</b>	30.162	31.507	40.412	284.2	53:27.984	19	1	1:43.293 <b>B</b>	30.620	31.191	41.482	299.2	32:40.945				
20	3	2:17.074	1:10.115	31.348	35.611		55:45.058	20	3	3:14.810 <b>B</b>	1:51.931	30.713	52.166		35:55.755				
21	3	1:37.526	31.123	31.143	35.260	282.7	57:22.584	21	3	13:43.114	...	31.397	35.142		49:38.869				
22	3	1:36.834	30.332	31.284	35.218	283.5	58:59.418	22	3	1:34.986	29.730	30.389	34.867	300.8	51:13.855				
23	3	1:36.337	30.019	30.755	35.563	285.7	1:00:35.755	23	3	1:33.653	29.357	30.027	34.269	300.8	52:47.508				
<b>50</b>	Ferrari AF Corse		Ferrari 499P					<b>54</b>	AF Corse		Ferrari 488 GTE Evo			LMGTE Am					
	1.Antonio FUOCO		3.Nicklas NIELSEN			HYPERCAR H			1.Thomas FLOHR		3.Davide RIGON								
	2.Miguel MOLINA								2.Francesco CASTELLACCI										
1	1	2:20.568	1:07.350	34.823	38.395		2:20.568	1	3	2:34.900	1:22.288	34.709	37.903		2:34.900				
2	1	1:38.216	31.299	31.937	34.980	292.7	3:58.784	2	3	1:43.079	32.938	32.859	37.282	253.5	4:17.979				
3	1	1:34.011	29.383	30.314	34.314	300.0	5:32.795	3	3	1:41.035	32.001	32.328	36.706	258.4	5:59.014				
4	1	1:35.389	29.281	30.856	35.252	304.2	7:08.184	4	3	1:42.507	33.159	32.753	36.595	260.2	7:41.521				
5	1	1:37.772	29.352	32.944	35.476	303.4	8:45.956	5	3	1:40.426	31.620	32.135	36.671	262.8	9:21.947				
6	1	1:33.902	29.793	29.920	34.189	306.8	10:19.858												
7	1	1:34.015	29.540	30.132	34.343	306.8	11:53.873												
8	1	1:33.334	29.146	29.972	34.216	300.0	13:27.207												
9	1	1:32.980	28.952	29.923	34.105	300.0	15:00.187												
10	1	1:36.008	29.038	31.809	35.161	302.5	16:36.195												
11	1	1:33.455	29.024	29.978	34.453	301.7	18:09.650												
12	1	1:34.545	29.371	30.229	34.945	302.5	19:44.195												
13	1	1:35.118	30.331	30.173	34.614	298.3	21:19.313												
14	1	1:33.868	29.138	30.121	34.609	300.0	22:53.181												
15	1	1:47.118 <b>B</b>	29.986	34.259	42.873	302.5	24:40.299												



FIA WEC  
6 Hours of Portimao  
Free Practice 3

Sector Analysis

Lap under Red Flag   Invalidated Lap   Personal Best   Session Best   Crossing the pit lane

Lap	D	Time	Sector 1	Sector 2	Sector 3	T. Spd	Elapsed	Lap	D	Time	Sector 1	Sector 2	Sector 3	T. Spd	Elapsed
6	3	1:42.023	31.723	32.909	37.391	262.1	11:03.970	4	1	1:44.210	32.618	33.465	38.127	257.8	8:57.619
7	3	1:40.576	31.716	32.222	36.638	260.9	12:44.546	5	1	<del>1:42.813</del>	32.305	33.121	37.387	259.6	10:40.432
8	3	1:47.862 <b>B</b>	31.917	32.733	43.212	260.9	14:32.408	6	1	<del>1:42.821</del>	32.228	32.989	37.604	260.9	12:23.253
9	1	3:13.731	1:59.966	34.270	39.495		17:46.139	7	1	1:47.658	32.866	37.235	37.557	255.9	14:10.911
10	1	<del>1:44.749</del>	32.837	33.499	38.413	258.4	19:30.888	8	1	1:42.641	32.221	32.846	37.574	256.5	15:53.552
11	1	1:44.328	33.300	32.900	38.128	255.9	21:15.216	9	1	<del>1:42.558</del>	32.196	32.899	37.463	255.9	17:36.110
12	1	<del>1:42.053</del>	32.461	33.076	37.516	255.9	22:58.269	10	1	<del>1:51.943</del> <b>B</b>	32.233	34.811	44.899	257.8	19:28.053
13	1	1:42.562	32.314	32.617	37.631	257.8	24:40.831	11	2	4:38.812	3:24.932	34.894	38.986		24:06.865
14	1	1:49.815 <b>B</b>	32.284	33.376	44.155	257.8	26:30.646	12	2	1:43.851	33.021	33.187	37.643	255.3	25:50.716
15	1	2:42.418	1:20.880	37.897	43.641		29:13.064	13	2	<del>1:41.846</del>	32.091	32.438	37.317	256.5	27:32.562
16	1	1:52.422	36.624	36.412	39.386	243.2	31:05.486	14	2	1:50.855 <b>B</b>	33.207	33.535	44.113	257.8	29:23.417
17	1	1:47.528	34.224	34.128	39.176	257.1	32:53.014	15	2	2:36.866	1:24.965	33.914	37.987		32:00.283
18	1	1:42.022	32.386	32.384	37.252	257.8	34:35.036	16	2	1:43.735	32.647	33.431	37.657	254.1	33:44.018
19	1	<b>2:27.377</b> <b>B</b>	31.989	38.794	1:16.594	258.4	37:02.413	17	2	<del>1:42.529</del>	32.246	32.527	37.756	256.5	35:26.547
20	2	13:25.110	...	33.383	39.848		50:27.523	18	2	<b>3:14.677</b> <b>B</b>	53.706	1:02.069	1:18.902	258.4	38:41.224
21	2	1:41.614	32.147	32.431	37.036	260.2	52:09.137	19	3	11:48.626	...	34.024	39.878		50:29.850
22	2	1:40.948	31.877	32.217	36.854	260.2	53:50.085	20	3	1:41.246	32.028	32.329	<b>36.889</b>	259.0	52:11.096
23	2	<del>1:40.939</del>	31.643	32.331	36.965	260.9	55:31.024	21	3	<b>1:40.948</b>	31.694	32.269	36.985	258.4	53:52.044
24	2	<del>1:46.034</del>	33.442	33.994	38.598	260.9	57:17.058	22	3	1:41.038	31.951	<b>32.029</b>	37.058	259.0	55:33.082
25	2	1:42.536	31.858	<b>32.041</b>	38.637	260.9	58:59.594	23	3	<del>1:41.000</del>	<b>31.687</b>	32.270	37.043	259.0	57:14.082
26	2	1:43.265	32.471	32.650	38.144	260.9	1:00:42.859	24	3	1:41.219	31.805	32.256	37.158	258.4	58:55.301
								25	3	1:41.615	31.850	32.314	37.451	259.6	1:00:36.916

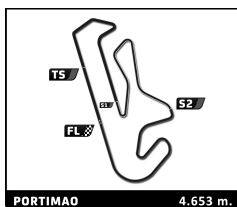
56		Project 1 - AO		Porsche 911 RSR - 19			
		1.Miguel PEDRO RAMOS   3.Matteo CAIROLI		LMGTE Am			
		2.Guilherme MOURA DE OL					
1	3	7:14.214	5:59.149	36.506	38.559	7:14.214	
2	3	1:44.461	34.196	32.977	37.288	242.7	8:58.675
3	3	1:46.421	31.992	32.585	41.844	262.1	10:45.096
4	3	<b>1:41.502</b>	<b>31.536</b>	32.771	37.195	262.1	12:26.598
5	3	1:42.497	31.784	33.182	37.531	261.5	14:09.095
6	3	<del>1:41.294</del>	31.683	32.409	37.202	260.9	15:50.389
7	3	1:46.426 <b>B</b>	31.730	<b>32.065</b>	42.631	261.5	17:36.815
8	1	3:57.405	2:36.719	36.797	43.889		21:34.220
9	1	1:43.807	32.549	33.018	38.240	260.9	23:18.027
10	1	1:43.396	32.218	32.966	38.212	260.2	25:01.423
11	1	1:44.209	32.290	33.169	38.750	260.9	26:45.632
12	1	1:59.519 <b>B</b>	38.376	34.655	46.488	260.9	28:45.151
13	1	3:08.165	1:47.852	37.975	42.338		31:53.316
14	1	1:48.722	36.150	34.532	38.040	257.8	33:42.038
15	1	1:43.267	32.253	32.621	38.393	260.2	35:25.305
16	1	<b>3:15.325</b> <b>B</b>	54.340	1:01.875	1:19.110	260.9	38:40.630
17	2	11:29.903	...	34.171	38.216		50:10.533
18	2	1:43.292	32.687	33.011	37.594	262.1	51:53.825
19	2	<del>1:42.042</del>	32.236	32.776	<b>37.030</b>	262.1	53:35.867
20	2	1:42.552	32.099	32.885	37.568	261.5	55:18.419
21	2	<del>1:42.400</del>	32.529	32.668	37.203	263.4	57:00.819
22	2	1:41.946	32.057	32.731	37.158	261.5	58:42.765
23	2	1:43.152	32.614	33.129	37.409	263.4	1:00:25.917

57		Kessel Racing		Ferrari 488 GTE Evo			
		1.Takeshi KIMURA   3.Daniel SERRA		LMGTE Am			
		2.Scott HUFFAKER					
1	1	3:27.442	1:56.420	44.419	46.603	3:27.442	
2	1	1:54.708	36.581	37.718	40.409	248.3	5:22.150
3	1	1:51.259	35.344	35.634	40.281	255.3	7:13.409

60		Iron Lynx		Porsche 911 RSR - 19			
		1.Claudio SCHIAVONI   3.Alessio PICARIELLO		LMGTE Am			
		2.Matteo CRESSONI					
1	3	2:51.689	1:35.136	36.745	39.808	2:51.689	
2	3	1:43.743	32.962	33.159	37.622	257.1	4:35.432
3	3	<b>1:40.936</b>	31.794	32.331	<b>36.811</b>	260.9	6:16.368
4	3	1:41.157	32.016	<b>32.180</b>	36.961	258.4	7:57.525
5	3	1:42.201	31.779	33.115	37.307	261.5	9:39.726
6	3	1:46.405 <b>B</b>	<b>31.682</b>	32.707	42.016	262.8	11:26.131
7	1	4:10.151	2:46.838	38.229	45.084		15:36.282
8	1	1:53.059	37.317	35.632	40.110	247.1	17:29.341
9	1	1:49.448	33.579	34.996	40.873	252.9	19:18.789
10	1	1:44.703	33.055	33.339	38.309	256.5	21:03.492
11	1	1:47.064	33.120	33.343	40.601	255.3	22:50.556
12	1	1:46.669	33.844	34.131	38.694	255.3	24:37.225
13	1	<del>1:45.905</del>	33.050	33.493	39.362	254.7	26:23.130
14	1	1:45.668	32.930	33.624	39.114	254.7	28:08.798
15	1	1:53.261 <b>B</b>	33.121	33.763	46.377	255.9	30:02.059
16	1	3:10.022	1:48.039	38.703	43.280		33:12.081
17	1	1:54.789	36.974	36.897	40.918	239.5	35:06.870
18	1	<b>3:06.708</b> <b>B</b>	41.753	1:06.113	1:18.842	256.5	38:13.578
19	1	12:18.342	...	37.970	40.549		50:31.920
20	1	1:44.451	33.127	33.364	37.960	259.0	52:16.371
21	1	1:43.126	32.234	32.956	37.936	259.0	53:59.497
22	1	1:43.545	32.438	33.321	37.786	258.4	55:43.042
23	1	1:51.146	35.087	35.622	40.437	259.0	57:34.188
24	1	1:47.607	33.574	34.208	39.825	255.9	59:21.795
25	1	1:47.102	32.734	34.527	39.841	257.8	1:01:08.897

63		Prema Racing		Oreca 07 - Gibson	
		1.Doriane PIN   3.Daniil KYYAT		LMP2	
		2.Mirko BORTOLOTTI			



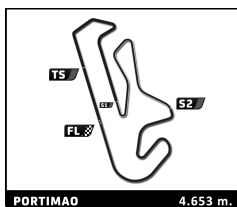


# FIA WEC 6 Hours of Portimão Free Practice 3

## Sector Analysis

Lap under Red Flag											Invalidated Lap	Personal Best	Session Best	B Crossing the pit lane			
Lap	D	Time	Sector 1	Sector 2	Sector 3	T. Spd	Elapsed	Lap	D	Time	Sector 1	Sector 2	Sector 3	T. Spd	Elapsed		
1	2	2:32.488	1:18.131	36.473	37.884		2:32.488	23	2	1:41.963	31.973	32.610	37.380	259.0	57:08.404		
2	2	1:43.489	34.734	32.733	36.022	155.4	4:15.977	24	2	1:42.098	32.023	32.577	37.498	260.9	58:50.502		
3	2	1:34.540	29.577	30.489	34.474	282.7	5:50.517	25	2	1:41.974	31.857	32.684	37.433	260.9	1:00:32.476		
4	2	1:40.535	29.484	32.781	38.270	286.5	7:31.052	<b>83 Richard Mille AF Corse</b> Ferrari 488 GTE Evo									
5	2	1:34.538	29.446	30.480	34.612	288.8	9:05.590	1.Luis PEREZ COMPANC 3.Alessio ROVERA LMGTE Am									
6	2	1:42.132	29.563	30.898	41.671	287.2	10:47.722	2.Lilou WADOUX									
7	3	3:16.874	2:08.374	32.394	36.106		14:04.596	1	1	2:59.577	1:40.360	38.486	40.731		2:59.577		
8	3	1:36.742	30.028	31.490	35.224	283.5	15:41.338	2	1	1:47.308	34.737	34.139	38.432	253.5	4:46.885		
9	3	1:38.993	31.352	31.735	35.906	284.2	17:20.331	3	1	1:43.469	33.175	32.801	37.493	257.1	6:30.354		
10	3	1:37.594	30.756	31.446	35.392	284.2	18:57.925	4	1	1:42.696	32.500	32.658	37.538	260.9	8:13.050		
11	3	1:36.522	30.071	31.145	35.306	283.5	20:34.447	5	1	1:41.830	32.024	32.498	37.308	262.1	9:54.880		
12	3	1:37.597	30.287	31.745	35.565	282.0	22:12.044	6	1	1:49.257	32.893	32.629	43.735	261.5	11:44.137		
13	3	1:36.360	30.220	30.979	35.161	280.5	23:48.404	7	1	2:50.343	1:32.696	36.870	40.777		14:34.480		
14	3	1:36.778	30.346	31.030	35.402	281.2	25:25.182	8	1	1:45.527	34.239	33.562	37.726	244.9	16:20.007		
15	3	1:41.963	30.169	31.119	40.675	282.0	27:07.145	9	1	1:41.922	31.998	32.642	37.282	262.8	18:01.929		
16	3	2:52.441	1:44.698	32.341	35.402		29:59.586	10	1	1:41.501	32.073	32.213	37.215	259.6	19:43.430		
17	3	1:38.178	31.250	31.064	35.864	281.2	31:37.764	11	1	1:43.020	32.019	33.130	37.871	259.6	21:26.450		
18	3	1:36.550	30.151	31.241	35.158	280.5	33:14.314	12	1	1:41.773	32.221	32.192	37.360	258.4	23:08.223		
19	3	1:37.320	30.654	31.481	35.185	282.7	34:51.634	13	1	1:42.190	32.031	32.388	37.771	260.2	24:50.413		
20	3	2:40.566	30.033	54.834	1:15.699	282.7	37:32.200	14	1	1:42.254	32.244	32.279	37.731	259.0	26:32.667		
21	1	12:18.578	...	32.399	36.256		49:50.778	15	1	1:41.759	32.031	32.388	37.340	261.5	28:14.426		
22	1	1:36.638	30.345	31.157	35.136	287.2	51:27.416	16	1	1:50.026	32.030	32.559	45.437	259.6	30:04.452		
23	1	1:36.030	29.967	31.015	35.048	286.5	53:03.446	17	3	3:45.960	2:27.417	33.880	44.663		33:50.412		
24	1	1:35.775	29.917	30.607	35.251	286.5	54:39.221	18	3	1:41.603	31.921	32.549	37.133	260.9	35:32.015		
25	1	1:36.076	29.897	30.703	35.476	285.7	56:15.297	19	3	3:29.694	1:10.736	1:01.949	1:17.009	80.0	39:01.709		
26	1	1:35.871	29.890	30.880	35.101	284.2	57:51.168	20	3	10:56.736	9:45.069	34.093	37.574		49:58.445		
27	1	1:37.291	30.881	31.078	35.332	287.2	59:28.459	21	3	1:44.853	33.847	33.997	37.009	259.6	51:43.298		
28	1	1:36.328	29.964	31.078	35.286	288.0	1:01:04.787	22	3	1:42.332	31.668	32.865	37.799	260.9	53:25.630		
<b>77 Dempsey - Proton Racing</b> Porsche 911 RSR - 19																	
1.Christian RIED 3.Julien ANDLAUER LMGTE Am																	
2.Mikkel PEDERSEN																	
1	1	2:47.881	1:28.873	37.646	41.362		2:47.881	<b>85 Iron Dames</b> Porsche 911 RSR - 19									
2	1	1:48.766	35.216	34.276	39.274	255.9	4:36.647	1.Sarah BOVY 3.Rahel FREY LMGTE Am									
3	1	1:45.655	33.898	32.995	38.762	259.6	6:22.302	2.Michelle GATTING									
4	1	1:42.227	32.324	32.555	37.348	262.8	8:04.529	1	2	2:53.424	1:31.257	39.289	42.878		2:53.424		
5	1	1:41.882	32.125	32.353	37.404	262.8	9:46.411	2	2	1:45.113	34.117	33.238	37.758	252.9	4:38.537		
6	1	1:42.455	32.228	32.753	37.474	265.4	11:28.866	3	2	1:44.679	32.503	33.355	38.821	259.6	6:23.216		
7	1	1:42.542	32.245	32.731	37.566	262.1	13:11.408	4	2	1:44.503	31.849	32.470	40.184	262.8	8:07.719		
8	1	1:42.833	32.094	32.568	38.171	261.5	14:54.241	5	2	1:40.953	31.701	32.115	37.137	260.9	9:48.672		
9	1	1:42.195	32.109	32.598	37.488	261.5	16:36.436	6	2	1:40.899	31.716	32.100	37.083	260.9	11:29.571		
10	1	1:51.547	32.912	33.399	45.236	261.5	18:27.983	7	2	1:45.730	32.063	34.139	39.528	262.1	13:15.301		
11	1	3:21.308	2:10.681	32.859	37.768		21:49.291	8	2	1:41.286	32.095	32.212	36.979	259.6	14:56.587		
12	1	1:44.853	32.426	33.055	39.372	260.9	23:34.144	9	2	1:49.071	31.680	33.065	44.326	260.2	16:45.658		
13	1	1:43.462	32.540	32.876	38.046	258.4	25:17.606	10	1	3:42.546	2:26.744	36.062	39.740		20:28.204		
14	1	1:43.499	32.541	32.888	38.070	259.0	27:01.105	11	1	1:46.874	33.945	34.356	38.573	254.7	22:15.078		
15	1	1:51.353	32.410	32.828	46.115	259.6	28:52.458	12	1	1:46.103	33.809	33.344	38.950	255.9	24:01.181		
16	2	4:02.313	2:48.279	35.396	38.638		32:54.771	13	1	1:42.542	32.351	32.732	37.459	257.8	25:43.723		
17	2	1:43.438	32.679	32.994	37.765	257.1	34:38.209	14	1	1:42.550	32.298	32.559	37.693	258.4	27:26.273		
18	2	2:30.988	32.275	42.866	1:15.847	259.0	37:09.197	15	1	1:42.060	32.132	32.428	37.500	259.6	29:08.333		
19	2	13:11.072	...	34.001	37.723		50:20.269	16	1	1:54.460	32.193	38.225	44.042	260.9	31:02.793		
20	2	1:42.260	32.120	32.692	37.448	259.0	52:02.529	17	3	4:00.365	2:48.366	33.417	38.582		35:03.158		
21	2	1:42.121	32.115	32.664	37.342	259.0	53:44.650	18	3	2:53.998	36.636	1:01.061	1:16.301	257.1	37:57.156		
22	2	1:41.791	31.920	32.532	37.339	259.0	55:26.441										

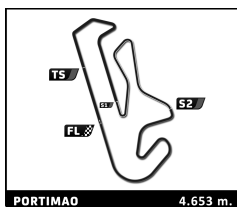




FIA WEC  
6 Hours of Portimão  
Free Practice 3

Sector Analysis

Lap under Red Flag							Invalidated Lap		Personal Best		Session Best		B Crossing the pit lane				
Lap	D	Time	Sector 1	Sector 2	Sector 3	T. Spd	Elapsed	Lap	D	Time	Sector 1	Sector 2	Sector 3	T. Spd	Elapsed		
19	3	12:27.031	...	33.468	38.025		50:24.187	16	2	<b>2:11.339 B</b>	32.171	33.342	1:05.826	258.4	36:21.797		
20	3	1:42.099	32.075	32.539	37.485	260.2	52:06.286	17	2	13:53.729	...	34.169	41.094		50:15.526		
21	3	1:41.786	31.953	32.344	37.489	260.2	53:48.072	18	2	1:42.218	32.082	32.484	37.652	260.9	51:57.744		
22	3	1:41.535	31.865	32.170	37.500	259.6	55:29.607	19	2	1:47.776 B	32.019	32.796	42.961	261.5	53:45.520		
23	3	1:41.739	31.816	32.341	37.582	260.9	57:11.346	20	3	2:52.312	1:41.845	32.740	37.727		56:37.832		
24	3	1:41.718	32.002	32.308	37.408	260.9	58:53.064	21	3	1:41.480	31.931	32.372	37.177	257.8	58:19.312		
25	3	1:42.420	31.910	32.301	38.209	261.5	1:00:35.484	22	3	<b>1:41.107</b>	<b>31.655</b>	<b>32.198</b>	37.254	260.2	1:00:00.419		
<b>86</b> GR Racing 1. Michael WAINWRIGHT 2. Ricardo PERA 3. Benjamin BARKER							Porsche 911 RSR - 19 LMGTE Am		<b>93</b> Peugeot TotalEnergies 1. Paul DI RESTA 2. Mikkel JENSEN 3. Jean-Éric VERGNE							Peugeot 9X8 HYPERCAR H	
1	2	2:54.348	1:38.238	36.876	39.234		2:54.348	1	3	2:10.441	53.795	37.693	38.953		2:10.441		
2	2	1:44.499	33.646	33.327	37.526	256.5	4:38.847	2	3	1:37.964	31.454	31.447	35.063	291.1	3:48.405		
3	2	1:42.739	32.506	32.925	37.308	260.2	6:21.586	3	3	1:34.772	29.633	30.685	<b>34.454</b>	293.5	5:23.177		
4	2	<b>1:41.094</b>	31.776	32.319	36.999	261.5	8:02.680	4	3	1:45.877 B	30.066	31.464	44.347	301.7	7:09.054		
5	2	1:42.858	32.007	32.797	38.054	263.4	9:45.538	5	1	5:48.639	4:35.942	35.655	37.042		12:57.693		
6	2	1:41.366	31.734	32.637	<b>36.995</b>	262.1	11:26.904	6	1	1:36.381	30.547	30.693	35.141	297.5	14:34.074		
7	2	1:47.189 B	<b>31.729</b>	32.299	43.161	260.2	13:14.093	7	1	1:37.771	30.746	30.986	36.039	295.1	16:11.845		
8	2	4:05.167	2:55.027	32.743	37.397		17:19.260	8	1	<del>1:33.739</del>	<b>28.945</b>	30.175	34.619	300.0	17:45.584		
9	2	<del>1:42.304</del>	31.957	32.835	37.512	258.4	19:01.564	9	1	<b>1:33.709</b>	29.098	<b>30.015</b>	34.596	300.8	19:19.293		
10	2	<del>1:41.647</del>	31.872	32.401	37.374	258.4	20:43.211	10	1	1:34.394	29.410	30.257	34.727	298.3	20:53.687		
11	2	1:46.794 B	31.733	32.359	42.702	259.0	22:30.005	11	1	1:34.224	29.384	30.165	34.675	296.7	22:27.911		
12	1	3:38.340	2:22.368	36.456	39.516		26:08.345	12	1	1:35.129	29.433	30.728	34.968	296.7	24:03.040		
13	1	1:45.843	33.571	33.655	38.617	252.9	27:54.188	13	1	1:35.121	29.930	30.228	34.963	298.3	25:38.161		
14	1	1:45.536	32.945	33.943	38.648	255.3	29:39.724	14	1	1:34.803	29.643	30.436	34.724	295.9	27:12.964		
15	1	1:45.685	33.066	33.599	39.020	254.7	31:25.409	15	1	1:42.170 B	29.958	30.640	41.572	302.5	28:55.134		
16	1	<del>1:45.959</del>	33.111	33.377	39.471	252.3	33:11.368	16	2	3:20.040	2:13.475	31.068	35.497		32:15.174		
17	1	<del>1:46.742</del>	33.090	33.782	39.870	253.5	34:58.110	17	2	1:34.822	29.590	30.101	35.131	290.3	33:49.996		
18	1	<b>2:51.051 B</b>	33.055	1:00.695	1:17.301	255.3	37:49.161	18	2	1:35.211	29.874	30.274	35.063	295.9	35:25.207		
19	1	12:11.975 B	...	36.739	45.815		50:01.136	19	2	<b>3:10.161 B</b>	52.520	1:01.317	1:16.324	298.3	38:35.368		
20	3	3:01.897	1:49.574	34.227	38.096		53:03.033	20	2	11:14.723	...	31.679	37.213		49:50.091		
21	3	1:41.981	32.193	32.619	37.169	256.5	54:45.014	21	2	1:34.814	29.837	30.080	34.897	295.9	51:24.905		
22	3	1:42.065	32.136	<b>32.196</b>	37.733	257.1	56:27.079	22	2	1:41.323 B	30.230	30.248	40.845	290.3	53:06.228		
23	3	1:42.092	32.250	32.378	37.464	258.4	58:09.171	23	3	2:51.680	1:46.571	30.369	34.740		55:57.908		
24	3	1:41.680	31.897	32.309	37.474	258.4	59:50.851	24	3	1:34.980	29.470	30.166	35.344	297.5	57:32.888		
25	3	1:41.541	31.846	32.311	37.384	257.1	1:01:32.392	25	3	1:34.862	29.675	30.317	34.870	294.3	59:07.750		
								26	3	1:35.941	29.583	30.790	35.568		1:00:43.691		
<b>88</b> Proton Competition 1. Ryan HARDWICK 2. Zacharie ROBICHON 3. Harry TINCKNELL							Porsche 911 RSR - 19 LMGTE Am		<b>94</b> Peugeot TotalEnergies 1. Loïc DUVAL 2. Gustavo MENEZES 3. Nico MÜLLER							Peugeot 9X8 HYPERCAR H	
1	1	3:05.812	1:36.405	43.475	45.932		3:05.812	1	3	1:59.920	46.188	35.771	37.961		1:59.920		
2	1	1:51.532	36.107	35.489	39.936	251.2	4:57.344	2	3	1:37.818	31.258	31.450	35.110	291.9	3:37.738		
3	1	2:10.431 B	39.191	40.369	50.871	258.4	7:07.775	3	3	1:38.482	30.516	30.721	37.245	295.9	5:16.220		
4	1	5:02.310	3:43.028	37.691	41.591		12:10.085	4	3	1:35.030	29.040	31.172	34.818	300.0	6:51.250		
5	1	1:49.333	34.499	35.430	39.404	257.1	13:59.418	5	3	1:32.941	28.923	29.884	34.134	304.2	8:24.191		
6	1	1:46.291	33.048	34.821	38.422	258.4	15:45.709	6	3	<b>1:32.738</b>	<b>28.826</b>	<b>29.797</b>	<b>34.115</b>	301.7	9:56.929		
7	1	1:45.046	32.977	33.224	38.845	259.0	17:30.755	7	3	1:34.280	29.492	30.238	34.550	305.9	11:31.209		
8	1	1:46.174	33.893	33.593	38.688	256.5	19:16.929	8	3	1:35.158	29.782	30.358	35.018	296.7	13:06.367		
9	1	1:44.900	33.357	33.305	38.238	258.4	21:01.829	9	3	1:33.883	29.335	29.998	34.550	297.5	14:40.250		
10	1	1:47.269	34.054	33.505	39.710	257.8	22:49.098	10	3	1:36.138	29.975	31.120	35.043	302.5	16:16.388		
11	1	1:56.962 B	33.530	38.010	45.422	256.5	24:46.060	11	3	1:34.156	29.250	30.341	34.565	295.1	17:50.544		
12	2	4:16.998	3:04.847	34.278	37.873		29:03.058	12	3	1:39.865 B	29.299	30.328	40.238	296.7	19:30.409		
13	2	1:42.438	32.260	32.718	37.460	257.8	30:45.496	13	2	3:07.107	2:01.242	30.900	34.965		22:37.516		
14	2	1:43.297	32.515	33.445	37.337	257.8	32:28.793	14	2	1:34.476	29.518	30.232	34.726	294.3	24:11.992		
15	2	1:41.665	31.900	32.634	<b>37.131</b>	257.8	34:10.458										



FIA WEC  
6 Hours of Portimao  
Free Practice 3

Sector Analysis

Lap under Red Flag												Invalidated Lap		Personal Best		Session Best		B Crossing the pit lane	
Lap	D	Time	Sector 1	Sector 2	Sector 3	T. Spd	Elapsed	Lap	D	Time	Sector 1	Sector 2	Sector 3	T. Spd	Elapsed				
15	2	1:35.292	29.462	30.677	35.153	298.3	25:47.284	6	1	1:37.316	29.987	31.677	35.652	305.1	11:02.820				
16	2	1:34.466	29.464	30.458	34.544	297.5	27:21.750	7	1	1:34.812	29.508	30.312	34.992	301.7	12:37.632				
17	2	1:35.430	30.074	30.706	34.650	298.3	28:57.180	8	1	1:42.008	29.560	30.260	42.188	300.8	14:19.640				
18	2	1:34.799	29.375	30.330	35.094	301.7	30:31.979	9	1	4:37.746	3:14.751	40.269	42.726		18:57.386				
19	2	1:40.259	29.534	34.903	35.822		32:12.238	10	1	1:43.140	34.523	32.428	36.189	235.3	20:40.526				
20	2	1:34.718	29.629	30.145	34.944	299.2	33:46.956	11	1	1:39.061	30.513	32.014	36.534	295.1	22:19.587				
21	2	1:35.770	29.636	30.608	35.526	301.7	35:22.726	12	1	1:38.821	29.981	32.264	36.576	299.2	23:58.408				
22	2	<b>3:08.416</b>	51.402	1:01.066	1:15.948	297.5	38:31.142	13	1	1:34.514	29.514	30.000	35.000	299.2	25:32.922				
23	1	11:28.325	...	32.101	36.833		49:59.467	14	1	1:34.397	29.664	30.178	<b>34.555</b>	300.8	27:07.319				
24	1	1:38.045	31.426	31.370	35.249		51:37.512	15	1	1:35.798	29.504	30.415	35.879	301.7	28:43.117				
25	1	1:34.278	29.393	30.154	34.731	298.3	53:11.790	16	1	<b>1:33.900</b>	<b>29.279</b>	<b>29.882</b>	34.739	300.8	30:17.017				
26	1	1:35.128	30.164	30.226	34.738	297.5	54:46.918	17	1	1:39.179	30.866	33.274	35.039	302.5	31:56.196				
27	1	1:35.550	29.692	30.585	35.273	300.8	56:22.468	18	1	1:40.687	29.384	30.055	41.248	301.7	33:36.883				
28	1	1:34.240	29.364	30.201	34.675	298.3	57:56.708	19	3	<b>4:32.094</b>	2:08.121	1:07.859	1:16.114		38:08.977				
29	1	1:34.340	29.286	30.325	34.729	302.5	59:31.048	20	3	11:38.446	...	32.125	37.181		49:47.423				
30	1	1:34.790	29.335	30.253	35.202	301.7	1:01:05.838	21	3	1:39.223	30.251	30.818	38.154	296.7	51:26.646				
<b>98 Northwest AMR</b> <small>Aston Martin Vantage AMR</small>																			
1. Paul DALLA LANA <small>LMGTE Am</small>																			
2. Axil JEFFERIES <small>3. Nicki THIIM</small>																			
1	1	3:15.587	1:55.922	38.103	41.562		3:15.587	22	3	1:35.712	29.910	30.377	35.425	299.2	53:02.358				
2	1	1:48.979	34.779	34.917	39.283	248.8	5:04.566	23	3	1:35.472	29.712	30.441	35.319	298.3	54:37.830				
3	1	1:45.518	33.213	33.994	38.311	254.1	6:50.084	24	3	1:35.677	29.716	30.645	35.316	298.3	56:13.507				
4	1	1:44.069	32.482	32.863	38.724	256.5	8:34.153	25	3	1:36.598	29.844	30.781	35.973	300.8	57:50.105				
5	1	1:43.624	32.497	33.087	38.040	259.0	10:17.777	26	3	1:35.933	29.856	30.586	35.491	298.3	59:26.038				
6	1	1:46.131	33.036	33.374	39.721	259.0	12:03.908	27	3	1:37.032	30.082	31.327	35.623	302.5	1:01:03.070				
7	1	<del>1:44.017</del>	32.565	32.917	38.535	255.3	13:47.925	<b>777 D'Station Racing</b> <small>Aston Martin Vantage AMR</small>											
8	1	1:43.682	32.406	32.998	38.278	254.7	15:31.607	1. Satoshi HOSHINO <small>LMGTE Am</small>											
9	1	1:44.262	32.870	33.221	38.171	255.3	17:15.869	2. Casper STEVENSON <small>3. Tomonobu FUJII</small>											
10	1	1:52.575	32.745	33.209	46.621	255.9	19:08.444	1	3	7:35.700	6:16.025	39.683	39.992		7:35.700				
11	3	3:13.794	1:57.216	34.425	42.153		22:22.238	2	3	1:52.085	34.599	36.350	41.136	248.3	9:27.785				
12	3	1:44.270	33.680	32.642	37.948	251.7	24:06.508	3	3	1:42.447	32.572	32.591	<b>37.284</b>	256.5	11:10.232				
13	3	1:42.212	32.274	32.315	37.623	254.7	25:48.720	4	3	<b>1:41.752</b>	<b>32.042</b>	<b>32.340</b>	37.370	255.9	12:51.984				
14	3	<b>1:41.789</b>	32.141	<b>32.205</b>	37.443	256.5	27:30.509	5	3	1:42.358	32.113	32.403	37.842	255.9	14:34.342				
15	3	1:43.061	32.157	32.593	38.311	257.1	29:13.570	6	3	1:44.553	33.368	33.138	38.047	254.7	16:18.895				
16	3	<del>1:45.948</del>	32.191	34.399	39.358	259.6	30:59.518	7	3	1:45.728	32.672	33.068	39.988	256.5	18:04.623				
17	3	1:43.510	32.361	33.526	37.623	257.1	32:43.028	8	3	<del>1:42.721</del>	32.261	32.599	37.861	255.9	19:47.344				
18	3	1:42.199	32.340	32.356	37.503	257.1	34:25.227	9	3	1:42.608	32.127	32.467	38.014	255.9	21:29.952				
19	3	<b>2:20.831</b>	32.229	32.640	1:15.962	256.5	36:46.058	10	3	1:49.985	<b>32.942</b>	33.250	43.793	255.9	23:19.937				
20	2	13:16.783	...	34.121	38.447		50:02.841	11	1	3:42.448	2:26.625	35.219	40.604		27:02.385				
21	2	1:42.605	32.618	32.708	<b>37.279</b>	260.2	51:45.446	12	1	1:46.969	33.647	34.222	39.100	252.3	28:49.354				
22	2	1:42.911	32.687	32.680	37.544	260.2	53:28.357	13	1	1:45.665	33.684	33.381	38.600	254.1	30:35.019				
23	2	1:42.372	32.311	32.572	37.489	258.4	55:10.729	14	1	1:44.766	32.746	33.818	38.202	252.9	32:19.785				
24	2	1:43.080	32.309	32.319	38.452	257.1	56:53.809	15	1	1:44.095	32.840	32.864	38.391	252.9	34:03.880				
25	2	1:42.461	32.176	32.605	37.680	256.5	58:36.270	16	1	<b>2:05.399</b>	<b>32.693</b>	<b>32.826</b>	<b>59.880</b>	<b>252.9</b>	<b>36:09.279</b>				
26	2	1:42.297	<b>32.010</b>	32.507	37.780	257.8	1:00:18.567	17	2	13:52.145	...	33.957	39.969		50:01.424				
<b>708 Glickenhaus Racing</b> <small>Glickenhaus 007</small>																			
1. Romain DUMAS <small>HYPERCAR</small>																			
2. Ryan BRISCOE <small>3. Olivier PLA</small>																			
1	1	2:44.615	1:24.469	38.163	41.983		2:44.615	18	2	1:47.533	32.416	32.909	42.208	257.8	51:48.957				
2	1	1:46.674	35.589	33.746	37.339	232.8	4:31.289	19	2	1:43.634	33.390	32.646	37.598	257.1	53:32.591				
3	1	1:40.161	32.662	31.840	35.659	247.1	6:11.450	20	2	1:42.490	32.366	32.447	37.677	254.7	55:15.081				
4	1	1:37.235	30.601	31.226	35.408	294.3	7:48.685	21	2	1:42.677	32.289	32.644	37.744	254.7	56:57.758				
5	1	1:36.819	30.648	30.991	35.180	303.4	9:25.504	22	2	1:42.496	32.366	32.460	37.670	254.1	58:40.254				
								23	2	1:42.667	32.340	32.466	37.861	255.9	1:00:22.921				