


FIA WEC 6 Hours of Portimao Race

Pit Stop Analysis

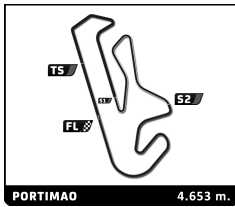
No	In Time	In Driver	Out Time	Out Driver	Pit Time	T. Pit Time	No	In Time	In Driver	Out Time	Out Driver	Pit Time	T. Pit Time		
2	Cadillac Racing Cadillac V-Series.R HYPERCAR H						2	13:18:33.045	J. CORREA	13:20:05.992	F. UGRAN	1:32.947	2:46.824		
	3	13:21:45.138	R. WESTBROOK	13:23:00.227	R. WESTBROOK	1:15.089	2:23.283	3	13:58:58.354	F. UGRAN	14:00:11.516	F. UGRAN	1:13.162	3:59.986	
	4	14:39:18.376	F. UGRAN	14:40:45.777	B. VISCAAL	1:27.401	5:27.387	4	14:39:18.376	F. UGRAN	14:40:45.777	B. VISCAAL	1:27.401	5:27.387	
	5	15:19:26.044	B. VISCAAL	15:20:49.199	B. VISCAAL	1:23.155	6:50.542	5	15:19:26.044	B. VISCAAL	15:20:49.199	B. VISCAAL	1:23.155	6:50.542	
	6	16:00:57.945	B. VISCAAL	16:02:11.727	B. VISCAAL	1:13.782	8:04.324	6	16:00:57.945	B. VISCAAL	16:02:11.727	B. VISCAAL	1:13.782	8:04.324	
	7	16:42:40.562	B. VISCAAL	16:44:10.247	J. CORREA	1:29.685	9:34.009	7	16:42:40.562	B. VISCAAL	16:44:10.247	J. CORREA	1:29.685	9:34.009	
	8	17:30:11.326	J. CORREA	17:31:19.011	J. CORREA	1:07.685	10:41.694	8	17:30:11.326	J. CORREA	17:31:19.011	J. CORREA	1:07.685	10:41.694	
4	Floyd Vanwall Racing Team Vanwall Vandervell 680 HYPERCAR						10	Vector Sport Oreca 07 - Gibson LMP2							
	1	12:58:50.793	T. DILLMANN	13:00:09.407	T. DILLMANN	1:18.614		1:18.614	1	12:34:54.887	R. CULLEN	12:36:04.972	R. CULLEN	1:10.085	1:10.085
	2	14:00:18.750	T. DILLMANN	14:02:22.408	E. GUERRIERI	2:03.658		3:22.272	2	12:40:54.570	R. CULLEN	13:14:18.924	R. CULLEN	33:24.354	34:34.439
	3	14:04:12.496	E. GUERRIERI	14:04:54.775	E. GUERRIERI	42.279		4:04.551	3	13:54:13.982	R. CULLEN	13:55:39.304	G. AUBRY	1:25.322	35:59.761
	4	15:03:12.297	E. GUERRIERI	15:04:32.614	E. GUERRIERI	1:20.317		5:24.868	4	14:36:11.807	G. AUBRY	14:37:23.340	G. AUBRY	1:11.533	37:11.294
	5	16:05:10.327	E. GUERRIERI	16:07:27.629	J. VILLENEUVE	2:17.302		7:42.170	5	15:16:08.291	G. AUBRY	15:17:35.030	M. KAISER	1:26.739	38:38.033
5	Porsche Penske Motorsport Porsche 963 HYPERCAR H						21	AF Corse Ferrari 488 GTE Evo LMGTE Am							
	1	12:56:26.277	D. CAMERON	12:57:42.285	D. CAMERON	1:16.008		1:16.008	1	12:57:42.369	D. ALESSI	12:59:05.112	D. ALESSI	1:22.743	1:22.743
	2	13:57:03.972	D. CAMERON	13:58:34.560	F. MAKOWIECKI	1:30.588		2:46.596	2	13:59:28.472	D. ALESSI	14:00:50.534	S. MANN	1:22.062	2:44.805
	3	14:59:18.761	F. MAKOWIECKI	15:00:33.931	F. MAKOWIECKI	1:15.170		4:01.766	3	15:04:37.876	S. MANN	15:06:01.923	S. MANN	1:24.047	4:08.852
	4	15:59:01.442	F. MAKOWIECKI	16:00:48.815	M. CHRISTENSEN	1:47.373		5:49.139	4	16:01:05.013	S. MANN	16:02:24.564	U. DE PAUW	1:19.551	5:28.403
6	Porsche Penske Motorsport Porsche 963 HYPERCAR H						22	United Autosports Oreca 07 - Gibson LMP2							
	1	12:57:39.962	L. VANTHOOR	12:58:55.091	L. VANTHOOR	1:15.129		1:15.129	1	12:36:11.281	B. HANLEY	12:37:34.763	F. LUBIN	1:23.482	1:23.482
	2	13:57:54.291	L. VANTHOOR	13:59:24.466	K. ESTRE	1:30.175		2:45.304	2	13:18:18.610	F. LUBIN	13:19:32.877	F. LUBIN	1:14.267	2:37.749
	3	14:57:51.135	K. ESTRE	14:59:15.976	K. ESTRE	1:24.841		4:10.145	3	14:00:17.929	F. LUBIN	14:01:50.586	P. HANSON	1:32.657	4:10.406
	4	15:58:05.135	K. ESTRE	15:59:37.539	A. LOTTERER	1:32.404		5:42.549	4	14:42:20.087	P. HANSON	14:43:33.289	P. HANSON	1:13.202	5:23.608
	5	17:07:34.640	A. LOTTERER	17:09:02.626	A. LOTTERER	1:27.986		7:10.535	5	15:23:59.875	P. HANSON	15:25:30.349	B. HANLEY	1:30.474	6:54.082
7	Toyota Gazoo Racing Toyota GR010 HYBRID HYPERCAR H						23	United Autosports Oreca 07 - Gibson LMP2							
	1	12:55:37.806	M. CONWAY	12:56:52.183	M. CONWAY	1:14.377		1:14.377	1	12:34:35.614	G. VAN DER GARDE	12:35:47.203	G. VAN DER GARDE	1:11.589	1:11.589
	2	13:19:03.891	M. CONWAY	13:30:22.315	J. LOPEZ	11:18.424		12:32.801	2	13:16:12.484	G. VAN DER GARDE	13:17:43.449	J. PIERSON	1:30.965	2:42.554
	3	14:26:57.567	J. LOPEZ	14:28:19.113	J. LOPEZ	1:21.546		13:54.347	3	13:58:20.260	J. PIERSON	13:59:33.985	J. PIERSON	1:13.725	3:56.279
	4	15:24:55.443	J. LOPEZ	15:26:23.597	K. KOBAYASHI	1:28.154		15:22.501	4	14:40:09.791	J. PIERSON	14:41:39.452	O. JARVIS	1:29.661	5:25.940
	5	16:18:27.358	K. KOBAYASHI	16:20:45.102	K. KOBAYASHI	2:17.744		17:40.245	5	15:21:55.578	O. JARVIS	15:23:12.551	O. JARVIS	1:16.973	6:42.913
8	Toyota Gazoo Racing Toyota GR010 HYBRID HYPERCAR H						25	ORT by TF Aston Martin Vantage AMR LMGTE Am							
	1	12:57:12.901	S. BUEMI	12:58:26.764	S. BUEMI	1:13.863		1:13.863	1	12:56:16.893	M. DINAN	12:57:43.226	M. DINAN	1:26.333	1:26.333
	2	13:57:05.052	S. BUEMI	13:58:31.166	R. HIRAKAWA	1:26.114		2:39.977	2	14:00:00.696	M. DINAN	14:01:30.335	A. AL HARTHY	1:29.639	2:55.972
	3	14:56:44.034	R. HIRAKAWA	14:58:05.439	R. HIRAKAWA	1:21.405		4:01.382	3	15:03:37.507	A. AL HARTHY	15:05:04.623	A. AL HARTHY	1:27.116	4:23.088
	4	15:56:22.911	R. HIRAKAWA	15:57:56.352	B. HARTLEY	1:33.441		5:34.823	4	16:02:14.305	A. AL HARTHY	16:03:39.002	C. EASTWOOD	1:24.697	5:47.785
	5	17:05:50.927	B. HARTLEY	17:07:20.125	B. HARTLEY	1:29.198		7:04.021							
9	Prema Racing Oreca 07 - Gibson LMP2														
1	12:36:22.918	J. CORREA	12:37:36.795	J. CORREA	1:13.877	1:13.877									



FIA WEC
6 Hours of Portimão
Race

Pit Stop Analysis

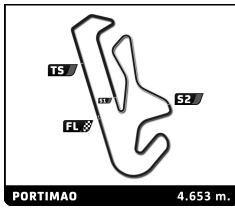
No	In Time	In Driver	Out Time	Out Driver	Pit Time	T. Pit Time	No	In Time	In Driver	Out Time	Out Driver	Pit Time	T. Pit Time
5	17:06:04.974	C. EASTWOOD	17:07:31.009	C. EASTWOOD	1:26.035	7:13.820							
28	JOTA Oreca 07 - Gibson LMP2												
1	12:35:12.443	D. HEINEMAYER LAANI	12:36:24.220	D. HEINEMAYER LAANI	1:11.777	1:11.777							
2	13:11:04.097	D. HEINEMAYER LAANI	13:12:29.793	P. FITTIPALDI	1:25.696	2:37.473							
3	13:52:45.136	P. FITTIPALDI	13:54:00.417	P. FITTIPALDI	1:15.281	3:52.754							
4	14:34:41.738	P. FITTIPALDI	14:36:08.863	O. RASMUSSEN	1:27.125	5:19.879							
5	15:16:46.043	O. RASMUSSEN	15:17:58.960	O. RASMUSSEN	1:12.917	6:32.796							
6	15:58:38.529	O. RASMUSSEN	16:00:03.962	P. FITTIPALDI	1:25.433	7:58.229							
7	16:40:22.395	P. FITTIPALDI	16:41:45.411	P. FITTIPALDI	1:23.016	9:21.245							
8	17:28:36.701	P. FITTIPALDI	17:29:44.627	P. FITTIPALDI	1:07.926	10:29.171							
31	Team WRT Oreca 07 - Gibson LMP2												
1	12:36:19.380	S. GELAEL	12:37:34.185	S. GELAEL	1:14.805	1:14.805							
2	13:16:50.257	S. GELAEL	13:18:18.300	R. FRIJNS	1:28.043	2:42.848							
3	13:57:10.583	R. FRIJNS	13:58:38.943	R. FRIJNS	1:28.360	4:11.208							
4	14:37:31.236	R. FRIJNS	14:38:43.624	R. FRIJNS	1:12.388	5:23.596							
5	15:19:11.357	R. FRIJNS	15:20:38.133	F. HABSBURG	1:26.776	6:50.372							
6	16:00:53.940	F. HABSBURG	16:02:08.358	F. HABSBURG	1:14.418	8:04.790							
7	16:42:26.239	F. HABSBURG	16:43:54.530	R. FRIJNS	1:28.291	9:33.081							
8	17:23:35.679	R. FRIJNS	17:24:46.967	R. FRIJNS	1:11.288	10:44.369							
33	Corvette Racing Chevrolet Corvette C8.R LMGT E Am												
1	12:59:34.616	B. KEATING	13:00:59.769	B. KEATING	1:25.153	1:25.153							
2	13:59:47.599	B. KEATING	14:01:13.523	N. VARRONE	1:25.924	2:51.077							
3	15:04:05.230	N. VARRONE	15:05:29.249	N. VARRONE	1:24.019	4:15.096							
4	16:05:02.428	N. VARRONE	16:06:28.042	N. CATSBURG	1:25.614	5:40.710							
5	17:07:40.827	N. CATSBURG	17:08:55.570	N. CATSBURG	1:14.743	6:55.453							
34	Inter Europol Competition Oreca 07 - Gibson LMP2												
1	12:34:58.268	J. SMIECHOWSKI	12:36:05.905	J. SMIECHOWSKI	1:07.637	1:07.637							
2	13:10:38.940	J. SMIECHOWSKI	13:12:03.441	F. SCHERER	1:24.501	2:32.138							
3	13:52:26.614	F. SCHERER	13:53:37.645	F. SCHERER	1:11.031	3:43.169							
4	14:34:05.150	F. SCHERER	14:35:34.595	A. COSTA	1:29.445	5:12.614							
5	15:15:59.853	A. COSTA	15:17:12.383	A. COSTA	1:12.530	6:25.144							
6	15:57:28.098	A. COSTA	15:58:58.902	F. SCHERER	1:30.804	7:55.948							
7	16:39:22.492	F. SCHERER	16:40:34.422	F. SCHERER	1:11.930	9:07.878							
8	17:28:33.363	F. SCHERER	17:29:39.060	F. SCHERER	1:05.697	10:13.575							
9	17:47:39.163	F. SCHERER	17:48:22.333	F. SCHERER	43.170	10:56.745							
35	Alpine Elf Team Oreca 07 - Gibson LMP2												
1	12:36:43.675	M. ROJAS	12:37:57.799	M. ROJAS	1:14.124	1:14.124							
2	13:15:56.127	M. ROJAS	13:17:20.028	A. NEGRÃO	1:23.901	2:38.025							
3	13:56:12.684	A. NEGRÃO	13:57:25.438	A. NEGRÃO	1:12.754	3:50.779							
4	14:36:26.025	A. NEGRÃO	14:37:53.621	O. CALDWELL	1:27.596	5:18.375							
5	15:16:45.151	O. CALDWELL	15:18:06.341	O. CALDWELL	1:21.190	6:39.565							
6	15:58:46.638	O. CALDWELL	15:59:59.453	O. CALDWELL	1:12.815	7:52.380							
7	16:40:49.579	O. CALDWELL	16:42:17.330	A. NEGRÃO	1:27.751	9:20.131							
8	17:26:58.658	A. NEGRÃO	17:28:09.348	A. NEGRÃO	1:10.690	10:30.821							
36	Alpine Elf Team Oreca 07 - Gibson LMP2												
1	12:36:37.413	J. CANAL	12:37:50.638	J. CANAL	1:13.225	1:13.225							
2	13:15:34.713	J. CANAL	13:16:57.909	C. MILESI	1:23.196	2:36.421							
3	13:55:47.562	C. MILESI	13:56:58.905	C. MILESI	1:11.343	3:47.764							
4	14:36:02.298	C. MILESI	14:37:43.304	M. VAXIVIERE	1:41.006	5:28.770							
5	15:16:37.641	M. VAXIVIERE	15:17:51.198	M. VAXIVIERE	1:13.557	6:42.327							
6	15:57:05.005	M. VAXIVIERE	15:58:31.263	C. MILESI	1:26.258	8:08.585							
7	16:38:48.633	C. MILESI	16:40:11.102	C. MILESI	1:22.469	9:31.054							
8	17:23:47.250	C. MILESI	17:24:56.820	C. MILESI	1:09.570	10:40.624							
41	Team WRT Oreca 07 - Gibson LMP2												
1	12:35:05.547	R. ANDRADE	12:36:18.476	R. ANDRADE	1:12.929	1:12.929							
2	13:15:36.220	R. ANDRADE	13:17:02.537	L. DELÉTRAZ	1:26.317	2:39.246							
3	13:55:46.215	L. DELÉTRAZ	13:56:58.270	L. DELÉTRAZ	1:12.055	3:51.301							
4	14:35:56.310	L. DELÉTRAZ	14:37:15.886	L. DELÉTRAZ	1:19.576	5:10.877							
5	15:17:32.380	L. DELÉTRAZ	15:18:58.182	R. KUBICA	1:25.802	6:36.679							
6	15:59:10.426	R. KUBICA	16:00:25.031	R. KUBICA	1:14.605	7:51.284							
7	16:40:50.254	R. KUBICA	16:42:15.362	L. DELÉTRAZ	1:25.108	9:16.392							
8	17:25:10.246	L. DELÉTRAZ	17:26:15.302	L. DELÉTRAZ	1:05.056	10:21.448							
48	Hertz Team JOTA Oreca 07 - Gibson LMP2												
1	12:37:57.963	A. DA COSTA	12:39:12.282	A. DA COSTA	1:14.319	1:14.319							
2	13:19:56.197	A. DA COSTA	13:21:23.339	D. BECKMANN	1:27.142	2:41.461							
3	14:01:58.564	D. BECKMANN	14:03:11.911	D. BECKMANN	1:13.347	3:54.808							
4	14:43:43.153	D. BECKMANN	14:45:12.457	Y. YE	1:29.304	5:24.112							
5	15:25:38.854	Y. YE	15:26:53.403	Y. YE	1:14.549	6:38.661							
6	16:07:09.189	Y. YE	16:08:37.491	A. DA COSTA	1:28.302	8:06.963							
7	16:42:34.358	A. DA COSTA	16:43:49.930	A. DA COSTA	1:15.572	9:22.535							
8	17:31:46.189	A. DA COSTA	17:32:49.876	A. DA COSTA	1:03.687	10:26.222							
50	Ferrari AF Corse Ferrari 499P HYPERCAR H												
1	12:55:59.410	N. NIELSEN	12:57:22.612	N. NIELSEN	1:23.202	1:23.202							
2	13:54:18.931	N. NIELSEN	13:55:46.412	M. MOLINA	1:27.481	2:50.683							
3	14:54:16.276	M. MOLINA	14:55:39.945	M. MOLINA	1:23.669	4:14.352							
4	15:55:57.652	M. MOLINA	15:57:26.204	A. FUOCO	1:28.552	5:42.904							
5	17:07:24.925	A. FUOCO	17:08:49.974	A. FUOCO	1:25.049	7:07.953							
51	Ferrari AF Corse Ferrari 499P HYPERCAR H												
1	12:56:00.176	J. CALADO	12:57:25.853	J. CALADO	1:25.677	1:25.677							
2	13:54:26.097	J. CALADO	13:55:55.096	A. GIOVINAZZI	1:28.999	2:54.676							
3	14:35:55.782	A. GIOVINAZZI	14:37:06.977	A. GIOVINAZZI	1:11.195	4:05.871							
4	15:34:10.549	A. GIOVINAZZI	15:35:40.170	A. PIER GUIDI	1:29.621	5:35.492							
5	16:32:48.071	A. PIER GUIDI	16:34:04.696	A. PIER GUIDI	1:16.625	6:52.117							
6	17:18:20.587	A. PIER GUIDI	17:19:27.351	A. PIER GUIDI	1:06.764	7:58.881							
54	AF Corse Ferrari 488 GTE Evo LMGT E Am												
1	12:56:31.847	T. FLOHR	12:57:55.313	F. CASTELLACCI	1:23.466	1:23.466							
2	14:01:31.714	F. CASTELLACCI	14:02:57.625	D. RIGON	1:25.911	2:49.377							



FIA WEC
6 Hours of Portimao
Race

Pit Stop Analysis

No	In Time	In Driver	Out Time	Out Driver	Pit Time	T. Pit Time	No	In Time	In Driver	Out Time	Out Driver	Pit Time	T. Pit Time
3	15:05:46.961	D. RIGON	15:07:14.360	T. FLOHR	1:27.399	4:16.776	3	14:52:36.477	L. PEREZ COMBANI	14:53:55.629	L. WADOUX	1:19.152	4:10.679
4	15:56:32.192	T. FLOHR	15:57:46.857	F. CASTELLACCI	1:14.665	5:31.441	4	15:56:53.167	L. WADOUX	15:58:18.600	A. ROVERA	1:25.433	5:36.112
5	17:04:11.568	F. CASTELLACCI	17:04:50.420	F. CASTELLACCI	38.852	6:10.293	5	17:07:41.720	A. ROVERA	17:09:00.896	A. ROVERA	1:19.176	6:55.288
6	17:06:34.273	F. CASTELLACCI	17:07:57.530	D. RIGON	1:23.257	7:33.550							
56	Project 1 - AO Porsche 911 RSR - 19 LMGTE Am						85	Iron Dames Porsche 911 RSR - 19 LMGTE Am					
1	12:51:19.340	M. PEDRO BALLEGAARD	12:52:39.904	M. PEDRO BALLEGAARD	1:20.564	1:20.564	1	12:59:26.728	S. BOVY	13:01:00.771	S. BOVY	1:34.043	1:34.043
2	13:53:36.702	M. PEDRO BALLEGAARD	13:54:59.641	G. MOURA DE OLIVEIRA	1:22.939	2:43.503	2	13:57:51.537	S. BOVY	13:59:13.518	R. FREY	1:21.981	2:56.024
3	14:58:34.044	G. MOURA DE OLIVEIRA	14:59:59.738	G. MOURA DE OLIVEIRA	1:25.694	4:09.197	3	15:02:16.560	R. FREY	15:03:44.331	R. FREY	1:27.771	4:23.795
4	15:58:30.444	G. MOURA DE OLIVEIRA	15:59:51.305	M. CAIROLI	1:20.861	5:30.058	4	15:58:32.721	R. FREY	15:59:55.180	M. GATTING	1:22.459	5:46.254
5	17:06:07.887	M. CAIROLI	17:07:31.439	M. CAIROLI	1:23.552	6:53.610	5	17:06:01.827	M. GATTING	17:07:23.447	M. GATTING	1:21.620	7:07.874
6	17:24:30.053	M. CAIROLI	17:24:58.824	M. CAIROLI	28.771	7:22.381							
7	17:36:44.791	M. CAIROLI	17:37:13.446	M. CAIROLI	28.655	7:51.036	86	GR Racing Porsche 911 RSR - 19 LMGTE Am					
							1	12:20:27.914	M. WAINWRIGHT	12:22:17.362	M. WAINWRIGHT	1:49.448	1:49.448
							2	13:22:22.931	M. WAINWRIGHT	13:23:46.014	R. PERA	1:23.083	3:12.531
							3	14:26:55.839	R. PERA	14:28:24.602	B. BARKER	1:28.763	4:41.294
							4	15:31:15.736	B. BARKER	15:32:31.386	M. WAINWRIGHT	1:15.650	5:56.944
							5	15:59:26.680	M. WAINWRIGHT	16:00:47.050	R. PERA	1:20.370	7:17.314
							6	17:07:46.608	R. PERA	17:09:14.598	B. BARKER	1:27.990	8:45.304
57	Kessel Racing Ferrari 488 GTE Evo LMGTE Am						88	Proton Competition Porsche 911 RSR - 19 LMGTE Am					
1	13:02:27.127	T. KIMURA	13:04:05.417	T. KIMURA	1:38.290	1:38.290	1	12:17:12.674	R. HARDWICK	12:19:05.525	R. HARDWICK	1:52.851	1:52.851
2	13:14:45.018	T. KIMURA	13:15:13.504	T. KIMURA	28.486	2:06.776	2	13:13:22.164	R. HARDWICK	13:14:45.674	Z. ROBICHON	1:23.510	3:16.361
3	14:00:37.105	T. KIMURA	14:02:03.431	S. HUFFAKER	1:26.326	3:33.102	3	14:20:00.076	Z. ROBICHON	14:21:29.268	Z. ROBICHON	1:29.192	4:45.553
4	15:07:17.664	S. HUFFAKER	15:08:48.272	S. HUFFAKER	1:30.608	5:03.710	4	15:26:31.505	Z. ROBICHON	15:28:00.336	H. TINCKNELL	1:28.831	6:14.384
5	16:00:19.258	S. HUFFAKER	16:01:41.618	D. SERRA	1:22.360	6:26.070	5	16:30:49.372	H. TINCKNELL	16:32:15.127	R. HARDWICK	1:25.755	7:40.139
6	17:07:44.205	D. SERRA	17:09:09.171	D. SERRA	1:24.966	7:51.036	6	17:06:07.181	R. HARDWICK	17:07:14.656	H. TINCKNELL	1:07.475	8:47.614
60	Iron Lynx Porsche 911 RSR - 19 LMGTE Am						93	Peugeot TotalEnergies Peugeot 9X8 HYPERCAR H					
1	13:00:53.182	C. SCHIAVONI	13:02:26.647	M. CRESSONI	1:33.465	1:33.465	1	11:59:08.979	P. DI RESTA	12:01:21.073	P. DI RESTA	2:12.094	2:12.094
2	14:07:25.226	M. CRESSONI	14:09:04.550	M. CRESSONI	1:39.324	3:12.789	2	13:00:26.867	P. DI RESTA	13:01:41.539	P. DI RESTA	1:14.672	3:26.766
3	15:12:15.899	M. CRESSONI	15:13:55.509	C. SCHIAVONI	1:39.610	4:52.399	3	14:01:05.053	P. DI RESTA	14:02:33.834	J. VERGNE	1:28.781	4:55.547
4	15:59:23.393	C. SCHIAVONI	16:00:43.237	A. PICARIELLO	1:19.844	6:12.243	4	15:01:23.783	J. VERGNE	15:02:48.443	J. VERGNE	1:24.660	6:20.207
5	17:07:45.341	A. PICARIELLO	17:09:12.755	A. PICARIELLO	1:27.414	7:39.657	5	16:01:41.125	J. VERGNE	16:03:09.096	M. JENSEN	1:27.971	7:48.178
							6	17:05:57.626	M. JENSEN	17:07:18.493	M. JENSEN	1:20.867	9:09.045
63	Prema Racing Oreca 07 - Gibson LMP2						94	Peugeot TotalEnergies Peugeot 9X8 HYPERCAR H					
1	12:34:44.574	D. PIN	12:35:56.267	D. PIN	1:11.693	1:11.693	1	12:56:14.776	N. MÜLLER	12:57:36.681	N. MÜLLER	1:21.905	1:21.905
2	13:14:54.741	D. PIN	13:16:22.599	D. KYYAT	1:27.858	2:39.551	2	13:55:02.787	N. MÜLLER	13:56:28.670	G. MENEZES	1:25.883	2:47.788
3	13:57:02.595	D. KYYAT	13:58:16.903	D. KYYAT	1:14.308	3:53.859	3	14:55:03.407	G. MENEZES	14:56:25.457	G. MENEZES	1:22.050	4:09.838
4	14:38:36.086	D. KYYAT	14:40:11.432	M. BORTOLOTTI	1:35.346	5:29.205	4	15:55:19.815	G. MENEZES	15:56:47.377	L. DUVAL	1:27.562	5:37.400
5	15:20:23.409	M. BORTOLOTTI	15:21:36.802	M. BORTOLOTTI	1:13.393	6:42.598	5	17:05:53.257	L. DUVAL	17:07:16.308	L. DUVAL	1:23.051	7:00.451
6	16:02:06.141	M. BORTOLOTTI	16:03:36.083	D. KYYAT	1:29.942	8:12.540							
7	16:43:50.426	D. KYYAT	16:45:04.823	D. KYYAT	1:14.397	9:26.937	98	Northwest AMR Aston Martin Vantage AMR LMGTE Am					
8	17:28:20.328	D. KYYAT	17:29:27.643	D. KYYAT	1:07.315	10:34.252	1	12:48:20.991	P. DALLA LANA	12:49:38.930	P. DALLA LANA	1:17.939	1:17.939
							2	13:03:52.424	P. DALLA LANA	13:04:21.103	P. DALLA LANA	28.679	1:46.618
							3	13:51:43.377	P. DALLA LANA	13:53:09.700	A. JEFFERIES	1:26.323	3:12.941
							4	14:55:27.525	A. JEFFERIES	14:56:54.610	A. JEFFERIES	1:27.085	4:40.026
							5	15:12:26.788	A. JEFFERIES	15:12:55.331	A. JEFFERIES	28.543	5:08.569
							6	15:59:27.928	A. JEFFERIES	16:00:53.577	N. THIMM	1:25.649	6:34.218
83	Richard Mille AF Corse Ferrari 488 GTE Evo LMGTE Am												
1	12:58:01.140	L. PEREZ COMBANI	12:59:26.418	L. WADOUX	1:25.278	1:25.278							
2	14:02:43.814	L. WADOUX	14:04:10.063	L. PEREZ COMBANI	1:26.249	2:51.527							



FIA WEC 6 Hours of Portimao Race

Pit Stop Analysis

No	In Time	In Driver	Out Time	Out Driver	Pit Time	T. Pit Time	No	In Time	In Driver	Out Time	Out Driver	Pit Time	T. Pit Time	
7	17:06:00.687	N. THIM	17:07:35.454	N. THIM	1:34.767	8:08.985								
708	Glickenhaus Racing Glickenhaus 007						HYPERCAR							
1	12:55:27.462	O. PLA	12:56:55.521	O. PLA	1:28.059	1:28.059								
2	13:54:59.214	O. PLA	13:56:20.943	O. PLA	1:21.729	2:49.788								
3	14:30:27.708	O. PLA	14:31:43.899	R. BRISCOE	1:16.191	4:05.979								
4	15:29:45.404	R. BRISCOE	15:30:58.295	R. BRISCOE	1:12.891	5:18.870								
5	16:29:09.108	R. BRISCOE	16:30:39.016	R. DUMAS	1:29.908	6:48.778								
6	17:34:39.100	R. DUMAS	17:35:40.614	R. DUMAS	1:01.514	7:50.292								
777	D'Station Racing Aston Martin Vantage AMR						LMGTE Am							
1	13:01:00.489	S. HOSHINO	13:02:29.107	T. FUJII	1:28.618	1:28.618								
2	13:13:13.667	T. FUJII	13:29:16.495	T. FUJII	16:02.828	17:31.446								