

Porsche Sprint Challenge Iberica

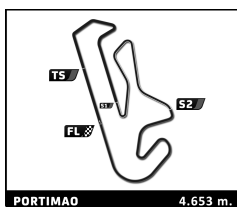
6 Hours of Portimao

Race 1

Sector Analysis

— Invalidated Lap
 ■ Personal Best
 ■ Session Best
 ■ B Crossing the pit lane

Lap	Time	Sector 1	Sector 2	Sector 3	Kph	Elapsed	Lap	Time	Sector 1	Sector 2	Sector 3	Kph	Elapsed
11A Big GEORGE BigGeorge Porsche 911 GT3 Cup - 997.2							4	3:01.026	49.092	51.585	1:20.349	92.5	9:32.009
1	2:09.601	46.019	39.512	44.070	121.8	2:09.601	5	3:33.946	1:17.748	1:05.281	1:10.917	78.3	13:05.955
2	2:01.328	37.416	39.730	44.182	138.1	4:10.929	6	2:19.448	38.059	37.154	1:04.235	120.1	15:25.403
3	2:20.731	39.087	43.102	58.542	119.0	6:31.660	7	1:59.237	38.206	38.441	42.590	140.5	17:24.640
4	3:01.255	49.068	52.216	1:19.971	92.4	9:32.915	8	1:56.933	36.798	37.818	42.317	143.3	19:21.573
5	3:32.799	1:17.609	1:05.356	1:09.834	78.7	13:05.714	9	1:55.956	36.111	37.119	42.726	144.5	21:17.529
6	2:02.962	37.522	39.645	45.795	136.2	15:08.676	10	1:55.338	36.707	36.325	42.306	145.2	23:12.867
7	2:02.693	37.838	39.829	45.026	136.5	17:11.369	11	1:56.482	36.078	37.167	43.237	143.8	25:09.349
8	2:03.146	37.616	40.224	45.306	136.0	19:14.515	12	1:56.189	35.718	36.707	43.764	144.2	27:05.538
9	2:06.264	38.102	41.316	46.846	132.7	21:20.779	13	3:41.667	35.886	2:17.700	48.081	75.6	30:47.205
10	2:05.721	39.592	39.815	46.314	133.2	23:26.500							
11	2:05.214	37.960	40.828	46.426	133.8	25:31.714	42 Jorge BRIOSO Jorge Briosso Porsche 911 GT3 Cup - 991.1						
12	2:02.973	38.230	38.787	45.956	136.2	27:34.687	1	2:02.873	43.847	36.731	42.295	128.5	2:02.873
13	2:07.581	38.395	41.761	47.425	131.3	29:42.268	2	1:55.053	36.046	36.522	42.485	145.6	3:57.926
14	2:08.081	38.528	40.729	48.824	130.8	31:50.349	3	2:03.217	40.480	38.443	44.294	135.9	6:01.143
							4	3:28.115	58.188	1:08.272	1:21.655	80.5	9:29.258
							5	3:34.248	1:17.502	1:05.452	1:11.294	78.2	13:03.506
							6	1:54.941	36.368	36.426	42.147	145.7	14:58.447
							7	1:54.591	36.117	36.214	42.260	146.2	16:53.038
							8	1:53.752	35.795	35.957	42.000	147.3	18:46.790
							9	1:54.228	36.204	36.280	41.744	146.6	20:41.018
							10	1:55.272	35.604	37.308	42.360	145.3	22:36.290
							11	1:55.244	35.615	36.220	43.409	145.4	24:31.534
							12	1:55.818	36.778	36.799	42.241	144.6	26:27.352
							13	1:54.422	35.858	36.182	42.382	146.4	28:21.774
							14	1:59.050	36.365	38.521	44.164	140.7	30:20.824
							15	2:01.006	37.643	38.428	44.935	138.4	32:21.830
							44 Nuno INOCÊNCIO Nuno Inocência Porsche 911 GT3 Cup - 991.1						
							1	2:07.058	45.690	39.035	42.333	124.2	2:07.058
							2	1:57.968	37.007	37.863	43.098	142.0	4:05.026
							3	2:25.526	42.791	44.012	58.723	115.1	6:30.552
							4	3:00.597	48.647	51.377	1:20.573	92.8	9:31.149
							5	3:34.432	1:17.893	1:05.112	1:11.427	78.1	13:05.581
							6	2:02.391	38.525	39.137	44.729	136.9	15:07.972
							7	1:57.513	36.742	37.487	43.284	142.5	17:05.485
							8	1:56.783	36.729	37.428	42.626	143.4	19:02.268
							9	1:55.750	36.357	36.930	42.463	144.7	20:58.018
							10	1:57.470	36.172	37.777	43.521	142.6	22:55.488
							11	1:55.455	36.172	36.995	42.288	145.1	24:50.943
							12	1:54.558	35.629	36.547	42.382	146.2	26:45.501
							13	1:56.545	36.741	36.785	43.019	143.7	28:42.046
							14	1:59.777	37.692	38.239	43.846	139.8	30:41.823
							15	2:01.323	38.894	37.755	44.674	138.1	32:43.146
							62 Francisco MORA Veloso Motorsport Porsche 911 GT3 Cup - 991.2						
							1	1:49.971	36.177	34.298	39.496	143.5	1:49.971
							2	1:47.349	33.741	34.214	39.394	156.0	3:37.320
							3	2:14.387	42.501	44.214	47.672	124.6	5:51.707
							4	3:27.633	54.990	1:10.002	1:22.641	80.7	9:19.340
							5	3:36.256	1:17.792	1:04.332	1:14.132	77.5	12:55.596
							6	1:47.582	34.063	34.099	39.420	155.7	14:43.178
							7	1:47.116	33.708	34.110	39.298	156.4	16:30.294
							8	1:47.688	33.587	34.047	40.054	155.5	18:17.982
							4 Bernardo SOUSA Bernardo Sousa Porsche 911 GT3 Cup - 997.2						
1	1:56.472	39.499	36.229	40.744	135.5	1:56.472							
							33 Rui MIRITTA Monteiros Competições Porsche 911 GT3 Cup - 991.1						
1	2:06.582	45.389	38.396	42.797	124.7	2:06.582							
2	2:05.192	B 37.235	37.528	50.429	133.8	4:11.774							
3	11:51.655	...	40.987	44.639	23.5	16:03.429							
4	2:09.913	39.974	41.720	48.219	128.9	18:13.342							
5	2:29.490	B 48.098	42.052	59.340	112.1	20:42.832							
6	4:12.779	2:43.696	43.379	45.704	66.3	24:55.611							
7	2:13.160	41.792	42.868	48.500	125.8	27:08.771							
8	2:16.619	43.465	44.109	49.045	122.6	29:25.390							
9	2:17.105	41.973	43.463	51.669	122.2	31:42.495							
							36 Tiago GONÇALVES P21 Motorsport Porsche 911 GT3 Cup - 991.1						
1	2:11.198	49.416	37.900	43.882	120.3	2:11.198							
2	1:57.881	36.821	38.377	42.683	142.1	4:09.079							
3	2:21.904	39.317	43.996	58.591	118.0	6:30.983							



Porsche Sprint Challenge Iberica

6 Hours of Portimao

Race 1

Sector Analysis

— Invalidated Lap ■ Personal Best ■ Session Best B Crossing the pit lane

Lap	Time	Sector 1	Sector 2	Sector 3	Kph	Elapsed
9	1:47.656	33.781	34.150	39.725	155.6	20:05.638
10	1:47.779	33.937	34.020	39.822	155.4	21:53.417
11	1:48.042	33.834	34.105	40.103	155.0	23:41.459
12	1:48.186	33.917	34.280	39.989	154.8	25:29.645
13	1:47.556	33.731	34.213	39.612	155.7	27:17.201
14	1:48.058	33.711	34.331	40.016	155.0	29:05.259
15	1:50.585	33.799	34.896	41.890	151.5	30:55.844

68 **Manuel ALVES**
LOB - Motorsport
Porsche 911 GT3 Cup - 991.2

1	1:52.393	37.507	34.931	39.955	140.4	1:52.393
2	1:47.821	34.074	34.264	39.483	155.4	3:40.214
3	2:13.023	42.632	42.561	47.830	125.9	5:53.237
4	3:27.134	56.135	1:08.712	1:22.287	80.9	9:20.371
5	3:35.778	1:18.277	1:04.213	1:13.288	77.6	12:56.149
6	1:48.282	34.367	34.349	39.566	154.7	14:44.431
7	1:47.714	33.719	34.493	39.502	155.5	16:32.145
8	1:47.926	33.756	34.234	39.936	155.2	18:20.071
9	1:48.614	34.217	34.235	40.162	154.2	20:08.685
10	1:48.410	33.833	34.297	40.280	154.5	21:57.095
11	1:48.457	34.059	34.263	40.135	154.4	23:45.552
12	1:49.096	33.996	34.783	40.317	153.5	25:34.648
13	1:50.429	34.688	34.723	41.018	151.7	27:25.077
14	1:50.605	34.176	36.002	40.427	151.4	29:15.682
15	1:49.939	34.454	34.949	40.536	152.4	31:05.621

73 **Aloísio MONTEIRO**
Aloísio Monteiro
Porsche 911 GT3 Cup - 991.2

1	2:00.768	42.859	36.276	41.633	130.7	2:00.768
2	1:54.409	35.427	36.845	42.137	146.4	3:55.177
3	2:02.940	37.061	38.692	47.187	136.3	5:58.117
4	3:29.980	59.409	1:08.640	1:21.931	79.8	9:28.097
5	3:34.111	1:17.055	1:05.693	1:11.363	78.2	13:02.208
6	1:54.709	36.344	36.389	41.976	146.0	14:56.917
7	1:54.640	36.043	36.235	42.362	146.1	16:51.557
8	1:54.553	35.770	36.537	42.246	146.2	18:46.110
9	1:54.398	36.033	36.441	41.924	146.4	20:40.508
10	1:55.175	35.335	37.263	42.577	145.4	22:35.683
11	2:12.105	35.529	52.101	44.475	126.8	24:47.788
12	1:56.721	36.317	37.657	42.747	143.5	26:44.509
13	1:58.153	36.377	37.493	44.283	141.8	28:42.662
14	1:58.791	36.677	38.352	43.762	141.0	30:41.453
15	1:57.500	36.637	37.657	43.206	142.6	32:38.953

74 **Ian BARRET**
Ian Barret
Porsche 911 GT3 Cup - 991.2

1	1:57.111	39.805	36.215	41.091	134.8	1:57.111
2	1:51.029	34.907	34.882	41.240	150.9	3:48.140
3	2:07.653	39.903	40.568	47.182	131.2	5:55.793
4	3:28.599	57.597	1:09.267	1:21.735	80.3	9:24.392
5	3:34.779	1:17.479	1:05.172	1:12.128	78.0	12:59.171
6	2:06.216	35.964	35.029	55.223	132.7	15:05.387
7	1:54.427	37.666	35.483	41.278	146.4	16:59.814
8	1:51.164	35.180	35.290	40.694	150.7	18:50.978
9	1:50.847	35.052	35.324	40.471	151.1	20:41.825
10	1:52.336	35.081	36.125	41.130	149.1	22:34.161
11	1:51.031	34.997	35.008	41.026	150.9	24:25.192

12	1:51.006	34.772	35.392	40.842	150.9	26:16.198
13	1:51.332	35.146	34.862	41.324	150.5	28:07.530
14	1:52.829	35.448	35.798	41.583	148.5	30:00.359
15	1:52.374	35.262	35.398	41.714	149.1	31:52.733

76 **Frank BARRET**
Frank Barret
Porsche 911 GT3 Cup - 991.2

1	2:04.836	44.414	37.861	42.561	126.4	2:04.836
2	1:56.452	36.563	36.898	42.991	143.8	4:01.288
3	2:27.574	40.705	48.798	58.071	113.5	6:28.862
4	3:01.671	49.268	51.597	1:20.806	92.2	9:30.533
5	3:33.566	1:17.067	1:05.743	1:10.756	78.4	13:04.099
6	1:57.105	36.650	37.131	43.324	143.0	15:01.204
7	2:00.795	38.444	37.305	45.046	138.7	17:01.999
8	1:57.781	37.321	37.242	43.218	142.2	18:59.780
9	1:56.083	37.074	36.540	42.469	144.3	20:55.863
10	1:56.265	36.940	36.604	42.721	144.1	22:52.128
11	1:57.498	36.543	37.239	43.716	142.6	24:49.626
12	1:57.871	36.794	37.666	43.411	142.1	26:47.497
13	1:57.128	36.631	37.459	43.038	143.0	28:44.625
14	2:02.415	37.325	37.886	47.204	136.8	30:47.040

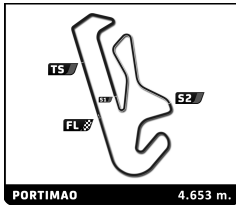
77 **Leandro MARTINS**
Racar Motorsport
Porsche 911 GT3 Cup - 991.2

1	1:58.181	41.528	35.272	41.381	133.6	1:58.181
2	1:52.179	35.697	35.377	41.105	149.3	3:50.360
3	2:07.008	39.007	40.840	47.161	131.9	5:57.368
4	3:29.505	59.106	1:08.872	1:21.527	80.0	9:26.873
5	3:34.164	1:17.375	1:05.250	1:11.539	78.2	13:01.037
6	1:52.585	35.820	35.419	41.346	148.8	14:53.622
7	1:52.932	35.677	35.679	41.576	148.3	16:46.554
8	1:50.606	34.919	34.997	40.690	151.4	18:37.160
9	1:51.477	34.894	35.785	40.798	150.3	20:28.637
10	1:51.141	34.439	35.214	41.488	150.7	22:19.778
11	1:52.385	35.109	36.580	40.696	149.0	24:12.163
12	1:51.945	34.927	35.736	41.282	149.6	26:04.108
13	1:51.766	34.981	35.217	41.568	149.9	27:55.874
14	1:54.361	36.482	36.107	41.772	146.5	29:50.235
15	2:21.658	36.780	56.242	48.636	118.2	32:11.893

78 **Manuel CHINCHILLA**
Racar Motorsport
Porsche 911 GT3 Cup - 991.2

1	2:13.677	46.966	39.369	47.342	118.1	2:13.677
2	2:00.993	37.876	37.816	45.301	138.4	4:14.670
3	2:18.054	39.240	40.512	58.302	121.3	6:32.724
4	3:00.944	49.229	52.145	1:19.570	92.6	9:33.668
5	3:32.966	1:18.128	1:05.084	1:09.754	78.7	13:06.634
6	2:43.664	46.897	51.993	1:04.774	102.3	15:50.298
7	3:50.406	2:04.702	45.093	1:00.611	72.7	19:40.704
8	3:17.637	1:51.467	39.551	46.619	84.8	22:58.341
9	2:51.035	37.520	1:26.353	47.162	97.9	25:49.376
10	2:03.620	38.803	39.261	45.556	135.5	27:52.996
11	2:29.859	37.906	1:04.811	47.142	111.8	30:22.855
12	1:59.577	37.700	37.516	44.361	140.1	32:22.432

79 **José BARROS**
Velo MotorSPORT
Porsche 911 GT3 Cup - 991.2



Porsche Sprint Challenge Iberica

6 Hours of Portimao

Race 1

Sector Analysis

— Invalidated Lap ■ Personal Best ■ Session Best ■ Crossing the pit lane

Lap	Time	Sector 1	Sector 2	Sector 3	Kph	Elapsed
1	1:53.370	37.644	35.341	40.385	139.2	1:53.370
2	1:50.759	34.875	35.457	40.427	151.2	3:44.129
3	2:09.655	41.058	41.027	47.570	129.2	5:53.784
4	3:27.292	56.324	1:08.737	1:22.231	80.8	9:21.076
5	3:35.829	1:18.307	1:04.060	1:13.462	77.6	12:56.905
6	1:50.974	34.998	35.302	40.674	150.9	14:47.879
7	1:50.179	34.402	35.441	40.336	152.0	16:38.058
8	1:50.420	34.633	35.452	40.335	151.7	18:28.478
9	1:51.374	34.947	35.783	40.644	150.4	20:19.852
10	1:51.075	35.012	35.649	40.414	150.8	22:10.927
11	1:50.868	34.982	35.495	40.391	151.1	24:01.795
12	1:51.027	34.728	35.882	40.417	150.9	25:52.822
13	1:52.471	35.475	35.877	41.119	148.9	27:45.293
14	1:52.424	34.885	35.845	41.694	149.0	29:37.717
15	1:50.808	34.813	35.298	40.697	151.2	31:28.525

81 Chris HILLABY		Porsche 911 GT3 Cup - 991.2				
RGB RACING TEAM		Porsche 911 GT3 Cup - 991.2				
1	1:56.180	38.906	35.924	41.350	135.9	1:56.180
2	1:53.877	37.512	35.258	41.107	147.1	3:50.057
3	2:07.089	39.012	40.752	47.325	131.8	5:57.146
4	3:28.805	58.557	1:08.964	1:21.284	80.2	9:25.951
5	3:34.381	1:17.238	1:05.436	1:11.707	78.1	13:00.332
6	1:53.405	36.090	36.425	40.890	147.7	14:53.737
7	1:51.054	35.044	35.106	40.904	150.8	16:44.791
8	1:51.748	35.190	35.099	41.459	149.9	18:36.539
9	1:50.841	34.641	35.224	40.976	151.1	20:27.380
10	1:51.968	35.038	35.716	41.214	149.6	22:19.348
11	1:52.083	35.180	35.723	41.180	149.4	24:11.431
12	1:50.882	34.477	35.072	41.333	151.1	26:02.313
13	2:06.653	35.009	35.570	56.074	132.3	28:08.966
14	2:39.977	36.363	1:19.985	43.629	104.7	30:48.943

82 André FERNANDES		Porsche 911 GT3 Cup - 997.2				
AF Motorsport		Porsche 911 GT3 Cup - 997.2				
1	1:57.746	40.486	35.749	41.511	134.0	1:57.746
2	1:51.258	35.384	34.860	41.014	150.6	3:49.004
3	2:07.841	39.600	40.869	47.372	131.0	5:56.845
4	3:28.443	57.770	1:09.161	1:21.512	80.4	9:25.288
5	3:34.662	1:17.343	1:05.454	1:11.865	78.0	12:59.950
6	1:55.006	36.181	37.414	41.411	145.7	14:54.956
7	1:52.149	35.237	35.226	41.686	149.4	16:47.105
8	1:50.516	34.963	34.838	40.715	151.6	18:37.621
9	1:53.750	34.619	36.916	42.215	147.3	20:31.371
10	1:56.374	36.202	36.632	43.540	143.9	22:27.745
11	1:54.056	36.221	35.760	42.075	146.9	24:21.801
12	1:52.614	35.903	35.616	41.095	148.7	26:14.415
13	1:52.649	35.220	35.721	41.708	148.7	28:07.064
14	1:53.562	35.532	35.841	42.189	147.5	30:00.626
15	1:52.848	35.452	35.491	41.905	148.4	31:53.474

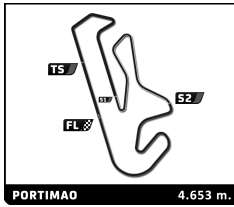
88 Jorge RAMIREZ		Porsche 911 GT3 Cup - 991.2				
RGB RACING TEAM		Porsche 911 GT3 Cup - 991.2				
1	2:25.069	1:06.913	37.096	41.060	108.8	2:25.069
2	1:57.066	35.443	36.335	45.288	143.1	4:22.135
3	2:11.808	37.386	38.909	55.513	127.1	6:33.943
4	3:00.787	49.326	52.489	1:18.972	92.7	9:34.730

Lap	Time	Sector 1	Sector 2	Sector 3	Kph	Elapsed
5	3:31.999	1:18.207	1:04.913	1:08.879	79.0	13:06.729
6	1:54.559	36.193	35.897	42.469	146.2	15:01.288
7	2:04.857	46.641	36.682	41.534	134.2	17:06.145
8	1:53.659	35.799	35.658	42.202	147.4	18:59.804
9	1:52.984	34.936	36.254	41.794	148.3	20:52.788
10	1:53.200	35.327	36.282	41.591	148.0	22:45.988
11	1:53.362	34.967	36.738	41.657	147.8	24:39.350
12	1:53.193	35.436	36.227	41.530	148.0	26:32.543
13	1:58.181	35.182	36.013	46.986	141.7	28:30.724
14	1:59.039	36.514	39.394	43.131	140.7	30:29.763
15	1:53.306	35.830	36.345	41.131	147.8	32:23.069

89 Pedro SALVADOR		Porsche 911 GT3 Cup - 991.2				
Pedro Salvador		Porsche 911 GT3 Cup - 991.2				
1	1:49.350	35.700	34.184	39.466	144.3	1:49.350
2	1:47.371	33.812	34.218	39.341	156.0	3:36.721
3	2:14.286	42.340	44.107	47.839	124.7	5:51.007
4	3:27.572	55.007	1:09.712	1:22.853	80.7	9:18.579
5	3:36.517	1:17.674	1:04.417	1:14.426	77.4	12:55.096
6	1:47.591	33.916	34.137	39.538	155.7	14:42.687
7	1:47.080	33.626	34.078	39.376	156.4	16:29.767
8	1:47.119	33.593	34.088	39.438	156.4	18:16.886
9	1:47.080	33.562	34.000	39.518	156.4	20:03.966
10	1:47.091	33.497	34.081	39.513	156.4	21:51.057
11	1:47.575	33.611	34.077	39.887	155.7	23:38.632
12	1:47.747	33.936	34.145	39.666	155.5	25:26.379
13	1:47.531	33.766	34.117	39.648	155.8	27:13.910
14	1:47.705	33.901	34.159	39.645	155.5	29:01.615
15	1:48.363	33.805	34.603	39.955	154.6	30:49.978

90 Ricardo COSTA		Porsche 911 GT3 Cup - 991.2				
Monteiros Competições		Porsche 911 GT3 Cup - 991.2				
1	1:54.735	38.340	35.130	41.265	137.6	1:54.735
2	1:52.309	34.898	36.051	41.360	149.1	3:47.044
3	2:07.343	38.547	41.208	47.588	131.5	5:54.387
4	3:27.175	56.485	1:09.699	1:20.991	80.9	9:21.562
5	3:35.793	1:18.666	1:03.999	1:13.128	77.6	12:57.355
6	1:52.301	35.401	35.384	41.516	149.2	14:49.656
7	1:51.226	34.979	35.053	41.194	150.6	16:40.882
8	1:52.584	35.355	35.669	41.560	148.8	18:33.466
9	1:53.337	35.682	35.991	41.664	147.8	20:26.803
10	1:52.273	35.429	35.498	41.346	149.2	22:19.076
11	1:54.046	35.798	36.941	41.307	146.9	24:13.122
12	1:51.409	35.085	35.389	40.935	150.4	26:04.531
13	1:51.492	35.235	35.000	41.257	150.2	27:56.023
14	1:54.220	35.647	36.255	42.318	146.7	29:50.243
15	1:57.347	37.336	36.437	43.574	142.7	31:47.590

94 Dylan PEREIRA		Porsche 911 GT3 Cup - 991.2				
AF Motorsport		Porsche 911 GT3 Cup - 991.2				
1	1:48.071	35.236	33.668	39.167	146.0	1:48.071
2	1:46.490	33.568	33.792	39.130	157.3	3:34.561
3	2:15.428	42.887	44.390	48.151	123.7	5:49.989
4	3:27.664	54.639	1:10.364	1:22.661	80.7	9:17.653
5	3:37.038	1:16.565	1:05.429	1:15.044	77.2	12:54.691
6	1:46.766	33.851	33.757	39.158	156.9	14:41.457
7	1:46.256	33.266	33.670	39.320	157.6	16:27.713



Porsche Sprint Challenge Iberica

6 Hours of Portimao

Race 1

Sector Analysis

— Invalidated Lap ■ Personal Best ■ Session Best B Crossing the pit lane

Lap	Time	Sector 1	Sector 2	Sector 3	Kph	Elapsed	Lap	Time	Sector 1	Sector 2	Sector 3	Kph	Elapsed
8	1:46.471	33.330	33.628	39.513	157.3	18:14.184							
9	1:46.640	33.358	33.882	39.400	157.1	20:00.824							
10	1:46.677	33.500	33.729	39.448	157.0	21:47.501							
11	1:47.056	33.549	33.903	39.604	156.5	23:34.557							
12	1:47.512	33.696	34.273	39.543	155.8	25:22.069							
13	1:47.110	33.495	34.068	39.547	156.4	27:09.179							
14	1:47.897	33.445	34.671	39.781	155.2	28:57.076							
15	1:48.831	33.299	34.512	41.020	153.9	30:45.907							

97 Vasco BARROS		Porsche 911 GT3 Cup - 991.2											
LOB - Motorsport													
1	1:50.942	36.791	34.367	39.784	142.3	1:50.942							
2	1:48.088	34.216	34.176	39.696	155.0	3:39.030							
3	2:13.335	41.694	43.851	47.790	125.6	5:52.365							
4	3:27.430	55.462	1:09.582	1:22.386	80.8	9:19.795							
5	3:35.877	1:18.109	1:04.102	1:13.666	77.6	12:55.672							
6	1:48.397	34.442	34.271	39.684	154.5	14:44.069							
7	1:49.448	34.386	34.996	40.066	153.0	16:33.517							
8	1:48.767	34.453	34.343	39.971	154.0	18:22.284							
9	1:48.972	34.259	34.625	40.088	153.7	20:11.256							
10	1:49.821	34.123	34.624	41.074	152.5	22:01.077							
11	1:51.695	35.016	34.877	41.802	150.0	23:52.772							
12	1:50.908	34.899	35.078	40.931	151.0	25:43.680							
13	1:50.359	34.455	34.775	41.129	151.8	27:34.039							
14	1:49.734	34.606	34.788	40.340	152.6	29:23.773							
15	1:49.510	34.211	34.758	40.541	153.0	31:13.283							