

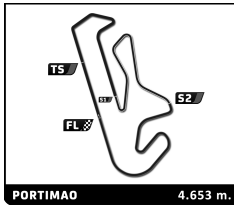
Porsche Sprint Challenge Iberica

6 Hours of Portimao

Race 2

Sector Analysis

— Invalidated Lap							■ Personal Best							■ Session Best							B Crossing the pit lane						
Lap	Time	Sector 1	Sector 2	Sector 3	Kph	Elapsed	Lap	Time	Sector 1	Sector 2	Sector 3	Kph	Elapsed	Lap	Time	Sector 1	Sector 2	Sector 3	Kph	Elapsed	Lap	Time	Sector 1	Sector 2	Sector 3	Kph	Elapsed
66B Miguel CAETANO																											
Veloso Motorsport Porsche 911 GT3 Cup - 991.2																											
1	2:01.221	41.228	37.869	42.124	130.2	2:01.221	1	2:02.758	42.439	38.112	42.207	128.6	2:02.758	1	2:05.578	43.897	38.599	43.082	125.7	2:05.578	1	1:51.519	36.688	34.986	39.845	141.5	1:51.519
2	1:55.600	36.005	37.086	42.509	144.9	3:56.821	2	1:54.706	36.737	36.344	41.625	146.0	3:57.464	2	1:54.506	35.970	36.828	41.708	146.3	4:00.084	2	1:53.885	35.710	35.800	42.375	147.1	3:54.668
3	1:53.666	35.797	36.227	41.642	147.4	5:50.487	3	1:54.557	35.910	36.793	41.854	146.2	5:52.021	3	2:16.715	56.231	37.813	42.671	122.5	6:16.799	3	1:54.683	36.725	36.145	41.813	146.1	5:49.351
4	1:52.610	35.281	35.997	41.332	148.8	7:43.097	4	1:54.082	35.487	36.057	42.538	146.8	7:46.103	4	1:57.326	36.781	37.326	43.219	142.8	8:14.125	4	1:52.899	35.441	35.649	41.809	148.4	7:42.250
5	1:53.211	35.464	36.226	41.521	148.0	9:36.308	5	1:55.859	36.831	37.616	41.412	144.6	9:41.962	5	1:57.829	37.374	37.477	42.978	142.2	10:11.954	5	1:53.066	35.682	35.838	41.546	148.2	9:35.316
6	1:53.923	35.766	36.514	41.643	147.0	11:30.231	6	1:53.905	35.764	35.943	42.198	147.1	11:35.867	6	1:57.414	37.376	37.307	42.731	142.7	12:09.368	6	1:52.333	35.168	35.426	41.739	149.1	11:27.649
7	1:53.685	35.739	36.057	41.889	147.3	13:23.916	7	1:54.264	35.773	36.553	41.938	146.6	13:30.131	7	1:57.323	36.881	37.300	43.142	142.8	14:06.691	7	1:53.399	35.757	35.595	42.047	147.7	13:21.048
8	1:55.409	36.036	36.474	42.899	145.1	15:19.325	8	2:07.728	36.084	37.731	53.913	131.1	15:37.859	8	1:56.983	36.804	37.111	43.068	143.2	16:03.674	8	1:54.146	35.954	35.987	42.205	146.7	17:08.521
9	1:54.163	35.985	36.165	42.013	146.7	17:13.488	9	2:00.006	38.898	37.483	43.625	139.6	17:37.865	9	1:57.983	36.730	37.001	43.795	142.5	18:01.200	9	1:54.163	35.985	36.165	42.013	146.7	17:13.488
10	1:54.410	35.846	36.483	42.081	146.4	19:07.898	10	1:57.951	36.823	37.638	43.490	142.0	19:35.816	10	1:58.544	38.275	37.073	43.196	141.3	19:59.744	10	1:54.410	35.846	36.483	42.081	146.4	19:07.898
11	1:54.682	36.295	36.448	41.939	146.1	21:02.580	11	1:59.301	37.400	38.583	43.318	140.4	21:35.117	11	1:58.631	37.643	37.569	43.419	141.2	21:58.375	11	1:54.682	36.295	36.448	41.939	146.1	21:02.580
12	1:54.694	35.912	36.677	42.105	146.0	22:57.274	12	1:57.930	36.530	38.587	42.813	142.0	23:33.047	12	1:58.059	37.089	36.889	43.208	140.4	24:39.434	12	1:54.694	35.912	36.677	42.105	146.0	22:57.274
13	1:59.405	36.667	38.617	44.121	140.3	24:56.679	13	1:57.360	36.714	37.178	43.468	142.7	25:30.407	13	2:01.632	38.480	38.216	44.936	137.7	26:41.066	13	1:59.405	36.667	38.617	44.121	140.3	24:56.679
14	2:03.856	38.741	38.079	47.036	135.2	27:00.535	14	1:59.596	38.004	37.050	44.542	140.1	27:30.003	14	2:00.606	38.150	37.932	44.524	138.9	28:41.672	14	2:03.856	38.741	38.079	47.036	135.2	27:00.535
15	2:16.353	44.350	40.695	51.308	122.8	29:16.888	15	1:57.182	36.604	37.071	43.507	142.9	29:27.185	15	2:00.606	38.150	37.932	44.524	138.9	29:48.274	15	2:16.353	44.350	40.695	51.308	122.8	29:16.888
16	2:24.309	43.426	43.064	57.819	116.1	31:41.197	16	2:02.547	37.557	40.478	44.512	136.7	31:29.732	16	2:04.202	39.738	38.305	46.159	134.9	30:45.874	16	2:24.309	43.426	43.064	57.819	116.1	31:41.197
4 Bernardo SOUSA																											
Bernardo Sousa Porsche 911 GT3 Cup - 997.2																											
1	1:58.146	39.663	36.959	41.524	133.6	1:58.146	1	2:02.771	42.688	37.561	42.522	128.6	2:02.771	1	2:05.578	43.897	38.599	43.082	125.7	2:05.578	1	1:51.519	36.688	34.986	39.845	141.5	1:51.519
2	1:51.830	35.089	35.789	40.952	149.8	3:49.976	2	1:55.392	37.580	35.981	41.831	145.2	3:58.163	2	1:54.506	35.970	36.828	41.708	146.3	4:00.084	2	1:51.830	35.089	35.789	40.952	149.8	3:49.976
3	1:51.986	34.974	35.896	41.116	149.6	5:41.962	3	1:55.446	35.718	35.521	44.207	145.1	5:53.609	3	2:16.715	56.231	37.813	42.671	122.5	6:16.799	3	1:51.986	34.974	35.896	41.116	149.6	5:41.962
4	1:51.722	35.173	35.818	40.731	149.9	7:33.684	4	1:53.314	35.726	35.927	41.661	147.8	7:46.923	4	1:57.326	36.781	37.326	43.219	142.8	8:14.125	4	1:51.722	35.173	35.818	40.731	149.9	7:33.684
5	1:52.009	35.549	35.662	40.798	149.5	9:25.693	5	1:53.703	35.469	36.038	42.196	147.3	9:40.626	5	1:57.829	37.374	37.477	42.978	142.2	10:11.954	5	1:52.009	35.549	35.662	40.798	149.5	9:25.693
6	1:51.909	35.256	35.754	40.899	149.7	11:17.602	6	1:52.952	35.501	35.618	41.833	148.3	11:33.578	6	1:57.414	37.376	37.307	42.731	142.7	12:09.368	6	1:51.909	35.256	35.754	40.899	149.7	11:17.602
7	1:52.693	35.633	35.839	41.221	148.6	13:10.295	7	1:53.731	35.551	35.958	42.222	147.3	13:27.309	7	1:57.323	36.881	37.300	43.142	142.8	14:06.691	7	1:52.693	35.633	35.839	41.221	148.6	13:10.295
8	1:52.289	35.468	35.704	41.117	149.2	15:02.584	8	1:53.518	35.618	35.867	42.033	147.6	15:20.827	8	1:56.983	36.804	37.111	43.068	143.2	16:03.674	8	1:52.289	35.468	35.704	41.117	149.2	15:02.584
9	1:53.855	36.764	35.847	41.244	147.1	16:56.439	9	1:54.678	36.231	36.151	42.296	146.1	17:15.505	9	1:57.983	36.730	37.001	43.795	142.5	18:01.200	9	1:53.855	36.764	35.847	41.244	147.1	16:56.439
10	1:55.885	35.637	37.301	42.947	144.5	18:52.324	10	1:53.570	35.737	36.207	41.626	147.5	19:09.075	10	1:58.544	38.275	37.073	43.196	141.3	19:59.744	10	1:55.885	35.637	37.301	42.947	144.5	18:52.324
11	1:57.843	37.031	37.472	43.340	142.1	20:50.167	11	1:54.133	35.913	36.419	41.801	146.8	21:03.208	11	1:58.631	37.643	37.569	43.419	141.2	21:58.375	11	1:57.843	37.031	37.472	43.340	142.1	20:50.167
12	2:03.389	39.115	38.779	45.495	135.8	22:53.556	12	1:54.319	35.792	36.547	41.980	146.5	22:57.527	12	2:01.632	38.480	38.216	44.936	137.7	26:41.066	12	2:03.389	39.115	38.779	45.495	135.8	22:53.556
13	2:06.982	39.685	39.421	47.876	131.9	25:00.538	13	2:08.332	37.086	37.529	53.717	130.5	25:05.859	13	2:00.606	38.150	37.932	44.524	138.9	28:41.672	13	2:06.982	39.685	39.421	47.876	131.9	25:00.538
14	2:11.073	42.325	41.225	47.523	127.8	27:11.611	14	1:57.566	37.878	37.046	42.642	142.5	27:03.425	14	2:00.606	38.150	37.932	44.524	138.9	28:41.672	14	2:11.073	42.325	41.225	47.523	127.8	27:11.611
15	2:11.023	42.219	40.640	48.164	127.8	29:22.634	15	1:57.848	38.473	36.668	42.707	142.1	29:01.273	15	2:00.606	38.150	37.932	44.524	138.9	28:41.672	15	2:11.023	42.219	40.640	48.164	127.8	29:22.634
16	2:07.206	42.300	39.889	45.017	131.7	31:29.840	16	1:55.801	36.758	36.596	42.447	144.7	30:57.074	16	2:04.202	39.738	38.305	46.159	134.9	30:45.874	16	2:07.206	42.300	39.889	45.017	131.7	31:29.840
44 Nuno INOCÊNCIO																											
Nuno Inocência Porsche 911 GT3 Cup - 991.1																											
1	2:05.578	43.897	38.599	43.082	125.7	2:05.578	1	2:02.771	42.688	37.561	42.522	128.6	2:02.771	1	2:05.578	43.897	38.599	43.082	125.7	2:05.578	1	1:51.519	36.688	34.986	39.845	141.5	1:51.519
2	1:54.506	35.970	36.828	41.708	146.3	4:00.084	2	1:55.392	37.580	35.981	41.831	145.2	3:58.163	2	1:54.506	35.970	36.828	41.708	146.3	4:00.084	2	1:51.830	35.089	35.789	40.952	149.8	3:49.976
3	2:16.715	56.231	37.813	42.671	122.5	6:16.799	3	1:55.446	35.718	35.521	44.207	145.1	5:53.609	3	2:16.715	56.231	37.813	42.671	122.5	6:16.799	3	1:51.986	34.974	35.896	41.116	149.6	5:41.962
4	1:57.326	36.781	37.326	43.219	142.8	8:14.125	4	1:53.314	35.726	35.927	41.661	147.8	7:46.923	4	1:57.326	36.781	37.326	43.219	142.8	8:14.125	4	1:51.722	35.173	35.818	40.731	149.9	7:33.684
5	1:57.829	37.374	37.477	42.978	142.2	10:11.954	5	1:53.703	35.469	36.038	42.196	147.3	9:40.626	5	1:57.829	37.374	37.477	42.978	142.2	10:11.954							



Porsche Sprint Challenge Iberica

6 Hours of Portimao

Race 2

Sector Analysis

— Invalidated Lap ■ Personal Best ■ Session Best B Crossing the pit lane

Lap	Time	Sector 1	Sector 2	Sector 3	Kph	Elapsed	Lap	Time	Sector 1	Sector 2	Sector 3	Kph	Elapsed
2	1:47.459	33.536	33.761	40.162	155.9	3:38.978							
3	1:47.958	34.141	33.942	39.875	155.2	5:26.936							
4	1:47.293	33.731	33.778	39.784	156.1	7:14.229							
5	1:47.986	33.948	34.294	39.744	155.1	9:02.215							
6	1:47.761	33.844	34.071	39.846	155.4	10:49.976							
7	1:47.974	33.697	34.205	40.072	155.1	12:37.950							
8	1:47.833	33.840	34.096	39.897	155.3	14:25.783							
9	1:48.127	33.886	34.302	39.939	154.9	16:13.910							
10	1:48.171	33.737	34.220	40.214	154.9	18:02.081							
11	1:48.241	34.176	34.125	39.940	154.8	19:50.322							
12	1:48.014	33.799	34.339	39.876	155.1	21:38.336							
13	1:48.351	33.933	34.175	40.243	154.6	23:26.687							
14	1:48.815	34.666	34.161	39.988	153.9	25:15.502							
15	1:49.326	34.375	34.634	40.317	153.2	27:04.828							
16	1:48.019	34.111	34.219	39.689	155.1	28:52.847							
17	1:48.150	33.642	34.369	40.139	154.9	30:40.997							

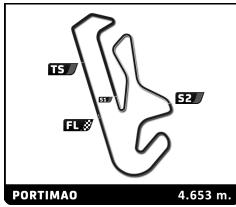
68 Manuel ALVES						
LOB - Motorsport						
Porsche 911 GT3 Cup - 991.2						
1	1:52.811	37.360	35.001	40.450	139.9	1:52.811
2	1:49.181	34.256	34.430	40.495	153.4	3:41.992
3	1:48.853	34.060	34.358	40.435	153.9	5:30.845
4	1:49.210	33.955	34.291	40.964	153.4	7:20.055
5	1:48.808	34.067	34.351	40.390	153.9	9:08.863
6	1:48.646	34.000	34.281	40.365	154.2	10:57.509
7	1:48.783	34.012	34.342	40.429	154.0	12:46.292
8	1:48.904	34.065	34.515	40.324	153.8	14:35.196
9	1:49.407	34.296	34.539	40.572	153.1	16:24.603
10	1:50.052	34.393	34.971	40.688	152.2	18:14.655
11	1:49.802	34.238	34.728	40.836	152.6	20:04.457
12	1:49.717	34.528	34.797	40.392	152.7	21:54.174
13	1:49.273	34.201	34.727	40.345	153.3	23:43.447
14	1:49.459	34.396	34.709	40.354	153.0	25:32.906
15	1:50.775	35.043	34.967	40.765	151.2	27:23.681
16	1:50.850	34.622	35.258	40.970	151.1	29:14.531
17	1:50.477	34.163	35.096	41.218	151.6	31:05.008

73 Aloísio MONTEIRO						
Aloísio Monteiro						
Porsche 911 GT3 Cup - 991.2						
1	2:07.070	43.290	38.742	45.038	124.2	2:07.070
2	1:56.333	36.498	36.752	43.083	144.0	4:03.403
3	1:55.836	36.247	36.617	42.972	144.6	5:59.239
4	1:55.411	35.875	36.715	42.821	145.1	7:54.650
5	1:56.318	36.101	36.713	43.504	144.0	9:50.968
6	1:55.573	36.247	36.780	42.546	144.9	11:46.541
7	1:54.256	35.847	36.355	42.054	146.6	13:40.797
8	1:54.552	35.943	36.270	42.339	146.2	15:35.349
9	1:55.204	36.194	36.162	42.848	145.4	17:30.553
10	1:57.134	36.476	37.470	43.188	143.0	19:27.687
11	1:57.692	36.419	37.153	44.120	142.3	21:25.379
12	1:58.761	36.916	37.495	44.350	141.0	23:24.140
13	1:59.343	39.367	36.962	43.014	140.4	25:23.483
14	1:57.111	36.907	36.685	43.519	143.0	27:20.594
15	1:55.680	36.401	36.970	42.309	144.8	29:16.274
16	1:57.033	37.803	36.250	42.980	143.1	31:13.307

74 Ian BARRET													
Ian Barret													
Porsche 911 GT3 Cup - 991.2													
1	1:53.838	37.654	35.384	40.800	138.6	1:53.838							
2	1:51.181	36.238	34.792	40.151	150.7	3:45.019							
3	1:50.165	34.651	34.814	40.700	152.1	5:35.184							
4	1:50.466	34.925	35.198	40.343	151.6	7:25.650							
5	1:50.473	34.857	34.839	40.777	151.6	9:16.123							
6	1:51.975	35.023	35.878	41.074	149.6	11:08.098							
7	1:51.716	35.020	35.436	41.260	149.9	12:59.814							
8	1:51.952	35.091	35.867	40.994	149.6	14:51.766							
9	1:51.962	35.046	35.755	41.161	149.6	16:43.728							
10	1:51.470	34.945	35.576	40.949	150.3	18:35.198							
11	1:52.583	34.966	35.951	41.666	148.8	20:27.781							
12	1:51.990	35.199	35.819	40.972	149.6	22:19.771							
13	1:52.999	35.301	35.990	41.708	148.2	24:12.770							
14	1:52.732	35.360	35.754	41.618	148.6	26:05.502							
15	1:53.756	35.536	36.827	41.393	147.3	27:59.258							
16	1:52.774	35.759	35.638	41.377	148.5	29:52.032							
17	1:53.917	35.831	36.532	41.554	147.0	31:45.949							

76 Frank BARRET													
Frank Barret													
Porsche 911 GT3 Cup - 991.2													
1	2:05.241	43.341	38.243	43.657	126.0	2:05.241							
2	1:57.563	36.240	37.818	43.505	142.5	4:02.804							
3	1:56.123	36.328	36.605	43.190	144.3	5:58.927							
4	1:56.238	36.139	37.315	42.784	144.1	7:55.165							
5	2:00.956	37.353	37.605	45.998	138.5	9:56.121							
6	1:55.612	36.527	36.649	42.436	144.9	11:51.733							
7	1:55.015	36.019	36.081	42.915	145.6	13:46.748							
8	1:55.319	36.484	36.792	42.043	145.3	15:42.067							
9	1:54.617	36.131	36.227	42.259	146.1	17:36.684							
10	1:54.778	36.039	35.873	42.866	145.9	19:31.462							
11	1:54.863	36.518	36.287	42.058	145.8	21:26.325							
12	1:58.042	36.951	36.939	44.152	141.9	23:24.367							
13	2:00.213	39.430	37.581	43.202	139.3	25:24.580							
14	1:58.301	36.917	37.950	43.434	141.6	27:22.881							
15	1:58.754	36.732	36.896	45.126	141.1	29:21.635							
16	1:59.137	37.494	37.829	43.814	140.6	31:20.772							

77 Leandro MARTINS													
Racar Motorsport													
Porsche 911 GT3 Cup - 991.2													
1	1:57.410	39.429	35.810	42.171	134.4	1:57.410							
2	1:51.416	35.132	35.006	41.278	150.3	3:48.826							
3	1:51.449	34.861	35.253	41.335	150.3	5:40.275							
4	1:51.874	35.122	35.345	41.407	149.7	7:32.149							
5	1:52.111	35.015	35.196	41.900	149.4	9:24.260							
6	1:52.126	35.284	35.315	41.527	149.4	11:16.386							
7	1:51.558	35.176	35.075	41.307	150.2	13:07.944							
8	1:52.579	35.308	35.467	41.804	148.8	15:00.523							
9	1:52.721	35.458	35.420	41.843	148.6	16:53.244							
10	1:52.335	35.436	34.993	41.906	149.1	18:45.579							
11	1:52.375	35.325	35.322	41.728	149.1	20:37.954							
12	1:53.603	35.304	35.511	42.788	147.5	22:31.557							
13	1:53.776	36.041	35.857	41.878	147.2	24:25.333							
14	1:54.104	35.666	35.810	42.628	146.8	26:19.437							
15	1:54.802	36.187	36.535	42.080	145.9	28:14.239							



Porsche Sprint Challenge Iberica

6 Hours of Portimao

Race 2

Sector Analysis

— Invalidated Lap ■ Personal Best ■ Session Best B Crossing the pit lane

Lap	Time	Sector 1	Sector 2	Sector 3	Kph	Elapsed	Lap	Time	Sector 1	Sector 2	Sector 3	Kph	Elapsed
16	1:55.737	35.879	36.552	43.306	144.7	30:09.976	15	1:56.177	36.784	36.527	42.866	144.2	29:02.813
17	1:58.830	37.707	37.838	43.285	141.0	32:08.806	16	1:54.336	35.574	36.642	42.120	146.5	30:57.149

78 Manuel CHINCHILLA						
Racar Motorsport						
Porsche 911 GT3 Cup - 991.2						
1	2:07.505	45.230	38.432	43.843	123.8	2:07.505
2	1:58.538	37.649	37.103	43.786	141.3	4:06.043
3	2:00.174	36.946	39.391	43.837	139.4	6:06.217
4	2:00.529	38.018	38.729	43.782	139.0	8:06.746
5	1:59.968	37.722	38.857	43.389	139.6	10:06.714
6	1:59.440	37.733	38.522	43.185	140.2	12:06.154
7	1:59.759	37.392	38.373	43.994	139.9	14:05.913
8	1:59.515	37.436	38.542	43.537	140.2	16:05.428
9	1:59.180	36.956	38.057	44.167	140.6	18:04.608
10	2:01.735	37.211	39.600	44.924	137.6	20:06.343
11	1:58.012	36.887	37.232	43.893	141.9	22:04.355
12	1:59.255	37.585	36.934	44.736	140.5	24:03.610
13	1:59.678	36.927	38.178	44.573	140.0	26:03.288
14	1:59.758	37.399	38.721	43.638	139.9	28:03.046
15	2:00.136	37.311	38.001	44.824	139.4	30:03.182

79 José BARROS						
Velooso Motorsport						
Porsche 911 GT3 Cup - 991.2						
1	1:54.120	38.017	35.389	40.714	138.3	1:54.120
2	1:50.311	35.181	34.696	40.434	151.9	3:44.431
3	1:49.731	34.609	34.598	40.524	152.7	5:34.162
4	1:49.722	34.495	34.718	40.509	152.7	7:23.884
5	1:49.708	34.500	34.781	40.427	152.7	9:13.592
6	1:50.609	34.635	34.728	41.246	151.4	11:04.201
7	1:50.648	34.979	34.924	40.745	151.4	12:54.849
8	1:50.053	34.584	34.887	40.582	152.2	14:44.902
9	1:50.128	34.508	34.881	40.739	152.1	16:35.030
10	1:50.234	34.945	34.775	40.514	152.0	18:25.264
11	1:49.856	34.408	34.930	40.518	152.5	20:15.120
12	1:50.377	34.800	35.043	40.534	151.8	22:05.497
13	1:51.167	35.133	34.896	41.138	150.7	23:56.664
14	1:50.487	34.935	35.021	40.531	151.6	25:47.151
15	1:52.159	35.929	35.324	40.906	149.3	27:39.310
16	1:51.161	35.215	35.050	40.896	150.7	29:30.471
17	1:55.149	35.641	38.272	41.236	145.5	31:25.620

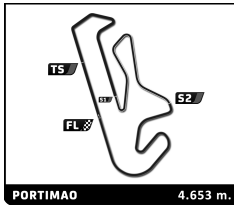
81 Chris HILLABY						
RGB RACING TEAM						
Porsche 911 GT3 Cup - 991.2						
1	1:59.706	40.368	36.892	42.446	131.8	1:59.706
2	1:53.132	35.442	35.507	42.183	148.1	3:52.838
3	1:53.242	35.406	35.408	42.428	147.9	5:46.080
4	1:53.866	35.759	35.824	42.283	147.1	7:39.946
5	1:54.754	35.614	37.096	42.044	146.0	9:34.700
6	1:52.813	35.146	35.471	42.196	148.5	11:27.513
7	1:55.597	36.743	36.427	42.427	144.9	13:23.110
8	1:52.011	35.291	35.308	41.412	149.5	15:15.121
9	1:53.653	35.407	36.347	41.899	147.4	17:08.774
10	1:53.003	35.211	35.502	42.290	148.2	19:01.777
11	1:53.653	35.467	36.022	42.164	147.4	20:55.430
12	1:53.484	35.337	35.984	42.163	147.6	22:48.914
13	1:53.732	35.230	36.217	42.285	147.3	24:42.646
14	2:23.990	1:02.500	37.566	43.924	116.3	27:06.636

82 André FERNANDES						
AF Motorsport						
Porsche 911 GT3 Cup - 991.2						
1	2:01.722	42.261	37.357	42.104	129.7	2:01.722
2	1:53.442	35.583	36.035	41.824	147.7	3:55.164
3	1:53.351	35.481	35.328	42.542	147.8	5:48.515
4	1:51.816	35.179	35.032	41.605	149.8	7:40.331
5	2:22.089 B	35.336	54.102	52.651	117.9	10:02.420

88 Jorge RAMIREZ						
RGB RACING TEAM						
Porsche 911 GT3 Cup - 991.2						
1	2:00.467	40.818	36.930	42.719	131.0	2:00.467
2	1:52.849	35.338	35.512	41.999	148.4	3:53.316
3	1:52.939	35.350	35.510	42.079	148.3	5:46.255
4	1:53.773	36.071	35.775	41.927	147.2	7:40.028
5	1:51.425	34.837	35.210	41.378	150.3	9:31.453
6	1:51.363	34.701	35.824	40.838	150.4	11:22.816
7	1:51.567	34.704	35.374	41.489	150.1	13:14.383
8	1:52.289	34.810	35.569	41.910	149.2	15:06.672
9	1:51.848	35.006	35.342	41.500	149.8	16:58.520
10	1:53.165	35.026	36.205	41.934	148.0	18:51.685
11	1:51.835	34.597	35.670	41.568	149.8	20:43.520
12	1:51.451	34.964	35.238	41.249	150.3	22:34.971
13	1:52.132	35.010	35.420	41.702	149.4	24:27.103
14	1:52.701	34.917	35.816	41.968	148.6	26:19.804
15	1:54.600	35.799	36.807	41.994	146.2	28:14.404
16	2:03.213	45.399	36.460	41.354	135.9	30:17.617
17	1:52.007	34.606	35.474	41.927	149.6	32:09.624

89 Pedro SALVADOR						
Pedro Salvador						
Porsche 911 GT3 Cup - 991.2						
1	1:50.572	36.334	34.328	39.910	142.7	1:50.572
2	1:48.568	33.901	34.160	40.507	154.3	3:39.140
3	1:48.340	34.322	34.176	39.842	154.6	5:27.480
4	1:48.384	34.055	34.409	39.920	154.6	7:15.864
5	1:47.754	33.950	34.186	39.618	155.5	9:03.618
6	1:47.788	33.795	34.200	39.793	155.4	10:51.406
7	1:47.586	33.766	34.170	39.650	155.7	12:38.992
8	1:47.592	33.878	34.085	39.629	155.7	14:26.584
9	1:47.708	33.719	34.350	39.639	155.5	16:14.292
10	1:47.908	33.768	34.213	39.927	155.2	18:02.200
11	1:48.772	34.514	34.380	39.878	154.0	19:50.972
12	1:47.897	33.784	34.522	39.591	155.2	21:38.869
13	1:48.084	33.666	34.339	40.079	155.0	23:26.953
14	1:48.847	34.527	34.532	39.788	153.9	25:15.800
15	1:48.207	33.994	34.321	39.892	154.8	27:04.007
16	1:48.271	34.530	34.107	39.634	154.7	28:52.278
17	1:48.741	33.850	34.456	40.435	154.0	30:41.019

90 Ricardo COSTA						
Monteiros Competições						
Porsche 911 GT3 Cup - 991.2						
1	1:58.894	39.614	37.081	42.199	132.7	1:58.894
2	1:52.763	35.276	35.041	42.446	148.5	3:51.657
3	1:51.200	35.220	34.818	41.162	150.6	5:42.857
4	1:52.498	35.793	35.598	41.107	148.9	7:35.355



Porsche Sprint Challenge Iberica

6 Hours of Portimao

Race 2

Sector Analysis

— Invalidated Lap ■ Personal Best ■ Session Best B Crossing the pit lane

Lap	Time	Sector 1	Sector 2	Sector 3	Kph	Elapsed	Lap	Time	Sector 1	Sector 2	Sector 3	Kph	Elapsed
5	1:51.495	35.257	35.037	41.201	150.2	9:26.850							
6	1:51.612	34.966	35.282	41.364	150.1	11:18.462							
7	1:52.364	35.503	35.245	41.616	149.1	13:10.826							
8	1:52.236	35.304	35.544	41.388	149.2	15:03.062							
9	1:51.962	35.805	34.877	41.280	149.6	16:55.024							
10	1:52.399	35.851	35.151	41.397	149.0	18:47.423							
11	1:52.058	35.408	35.610	41.040	149.5	20:39.481							
12	1:52.319	35.281	35.033	42.005	149.1	22:31.800							
13	1:53.774	36.163	35.833	41.778	147.2	24:25.574							
14	1:54.332	36.015	35.663	42.654	146.5	26:19.906							
15	2:07.503 B	36.335	36.454	54.714	131.4	28:27.409							

94		Dylan PEREIRA												
		AF Motorsport		Porsche 911 GT3 Cup - 991.2										
1	1:49.364	35.482	34.000	39.882	144.3	1:49.364								
2	1:47.047	33.613	33.773	39.661	156.5	3:36.411								
3	1:47.253	33.500	33.759	39.994	156.2	5:23.664								
4	1:47.479	33.537	34.068	39.874	155.9	7:11.143								
5	1:47.467	33.519	33.812	40.136	155.9	8:58.610								
6	1:47.887	33.686	33.830	40.371	155.3	10:46.497								
7	1:48.058	33.778	34.118	40.162	155.0	12:34.555								
8	1:47.680	33.720	33.991	39.969	155.6	14:22.235								
9	1:47.593	33.698	34.063	39.832	155.7	16:09.828								
10	1:48.159	33.664	34.395	40.100	154.9	17:57.987								
11	1:47.470	33.564	34.071	39.835	155.9	19:45.457								
12	1:47.755	33.637	34.119	39.999	155.5	21:33.212								
13	1:48.277	33.684	34.210	40.383	154.7	23:21.489								
14	1:47.520	33.608	34.066	39.846	155.8	25:09.009								
15	1:49.239	34.545	34.469	40.225	153.3	26:58.248								
16	1:47.687	33.592	34.124	39.971	155.6	28:45.935								
17	1:48.124	33.631	34.226	40.267	154.9	30:34.059								

97		Vasco BARROS												
		LOB - Motorsport		Porsche 911 GT3 Cup - 991.2										
1	1:52.268	36.436	35.246	40.586	140.6	1:52.268								
2	1:49.175	34.328	34.626	40.221	153.4	3:41.443								
3	1:48.469	34.087	34.446	39.936	154.4	5:29.912								
4	1:49.807	34.114	34.437	41.256	152.5	7:19.719								
5	1:48.695	33.925	34.539	40.231	154.1	9:08.414								
6	1:49.777	33.823	35.464	40.490	152.6	10:58.191								
7	1:49.323	34.284	34.761	40.278	153.2	12:47.514								
8	1:50.397	34.222	34.920	41.255	151.7	14:37.911								
9	1:50.330	34.353	34.904	41.073	151.8	16:28.241								
10	1:49.790	34.359	34.981	40.450	152.6	18:18.031								
11	1:50.185	34.264	35.270	40.651	152.0	20:08.216								
12	1:50.113	34.667	35.140	40.306	152.1	21:58.329								
13	1:49.753	34.196	34.874	40.683	152.6	23:48.082								
14	1:49.716	34.380	35.308	40.028	152.7	25:37.798								
15	1:50.225	34.489	35.195	40.541	152.0	27:28.023								
16	1:50.119	34.382	35.175	40.562	152.1	29:18.142								
17	1:49.515	34.394	34.948	40.173	153.0	31:07.657								