

FIA WEC 6 Hours of Spa-Francorchamps Free Practice 3 Sector Analysis

Lap under Red Flag Invalidated Lap Personal Best Session Best Crossing the pit lane

Lap	D	Time	Sector 1	Sector 2	Sector 3	T. Spd	Elapsed	Lap	D	Time	Sector 1	Sector 2	Sector 3	T. Spd	Elapsed
3	1	2:20.036	38.074	1:06.120	35.842	239.2	7:24.766	6	3	5:12.221	3:24.007	1:10.490	37.724	212.5	18:22.732
4	1	2:22.839	38.507	1:07.233	37.099	229.1	9:47.605	7	3	2:25.367	40.847	1:08.205	36.315	261.1	20:48.099
5	1	2:22.968	40.977	1:06.510	35.481	242.4	12:10.573	8	3	2:28.382	41.499	1:10.461	36.422	247.4	23:16.481
6	1	2:20.727	38.178	1:06.776	35.773	266.2	14:31.300	9	3	2:22.775	39.964	1:06.967	35.844	250.8	25:39.256
7	1	2:19.313	38.088	1:06.057	35.168	260.5	16:50.613	10	3	2:30.092	42.887	1:11.038	36.167	252.6	28:09.348
8	1	2:19.562	38.004	1:06.418	35.140	253.8	19:10.175	11	3	2:32.002	39.461	1:07.051	45.490	267.6	30:41.350
9	1	2:26.090	38.005	1:06.697	41.388	254.4	21:36.265	12	1	7:10.289	3:35.198	2:08.795	1:26.296	80.0	37:51.639
10	3	4:32.437	2:37.866	1:18.821	35.750	199.6	26:08.702	13	1	3:51.545	1:42.182	1:28.221	41.142	79.9	41:43.184
11	3	2:23.097	40.241	1:08.947	33.909	197.0	28:31.799	14	1	2:27.242	40.669	1:09.611	36.962	228.1	44:10.426
12	3	2:17.605	37.738	1:05.837	34.030	237.6	30:49.404	15	1	2:23.860	40.205	1:07.463	36.192	257.4	46:34.286
13	3	3:45.191	36.372	1:43.721	1:25.098	259.9	34:34.595	16	1	2:23.984	40.396	1:07.484	36.104	262.4	48:58.270
14	3	5:15.530	1:41.620	2:08.168	1:25.742	80.0	39:50.125	17	1	2:22.763	40.237	1:06.493	36.033	253.2	51:21.033
15	3	2:57.050	53.478	1:19.711	43.861	184.9	42:47.175	18	1	2:24.949	39.805	1:07.873	37.271	264.3	53:45.982
16	2	4:58.329	3:00.489	1:13.655	44.185	224.3	47:45.504	19	1	2:31.181	39.834	1:07.629	43.718	247.4	56:17.163
17	2	3:01.161	1:15.981	1:09.841	35.339	223.4	50:46.665	20	2	3:41.906	1:47.632	1:15.736	38.538	186.2	59:59.069
18	2	2:16.980	37.029	1:05.085	34.866	242.4	53:03.645	21	2	2:15.837	39.092	1:02.826	33.919	250.3	1:02:14.906
19	2	2:22.512	35.594	1:09.992	36.926	229.6	55:26.157	10 Vector Sport Oreca 07 - Gibson LMP2							
20	2	2:09.486	35.190	1:01.737	32.559	267.6	57:35.643	1.Ryan CULLEN 3.Gabriel AUBRY							
21	2	2:12.338	35.307	1:03.564	33.467	264.3	59:47.981	2.Matthias KAISER							
22	2	2:08.702	35.260	59.892	33.550	291.3	1:01:56.683	1	3	2:49.138	50.802	1:18.689	39.647	168.5	2:49.138

8	Toyota Gazoo Racing		Toyota GR010 HYBRID		
	1.Sébastien BUEMI	3.Ryo HIRAKAWA	HYPERCAR H		
	2.Brendon HARTLEY				


1	1	2:38.961	50.324	1:10.327	38.310	192.1	2:38.961
2	1	2:21.491	39.168	1:06.525	35.798	223.4	5:00.452
3	1	2:23.546	38.199	1:06.954	38.393	265.6	7:23.998
4	1	2:20.704	38.057	1:07.052	35.595	245.2	9:44.702
5	1	2:30.742	38.937	1:12.122	39.683	235.1	12:15.444
6	1	2:20.936	38.121	1:07.086	35.729	240.8	14:36.380
7	1	2:20.259	37.970	1:07.078	35.211	255.6	16:56.639
8	1	2:20.729	37.991	1:07.170	35.568	244.1	19:17.368
9	1	2:28.493	38.730	1:07.545	42.218	243.5	21:45.861
10	2	4:18.350	2:23.393	1:17.349	37.608	184.0	26:04.211
11	2	2:21.787	40.047	1:07.572	34.168	222.5	28:25.998
12	2	2:21.260	39.779	1:07.926	33.555	264.9	30:47.258
13	2	3:45.246	36.847	1:42.203	1:26.196	228.6	34:32.504
14	2	5:16.099	1:42.041	2:08.279	1:25.779	80.0	39:48.603
15	2	2:55.943	54.210	1:16.696	45.037	174.5	42:44.546
16	3	3:26.331	1:40.269	1:09.841	36.221	214.2	46:10.877
17	3	2:27.152	39.165	1:05.643	42.344	246.3	48:38.029
18	3	2:54.490	1:11.264	1:08.454	34.772	236.1	51:32.519
19	3	2:14.085	37.324	1:01.981	34.780	275.7	53:46.604
20	3	2:12.911	37.579	1:01.952	33.380	259.9	55:59.515
21	3	2:11.344	36.588	1:01.956	32.800	296.1	58:10.859
22	3	2:12.831	37.732	1:02.130	32.969	277.8	1:00:23.690

9	Prema Racing		Oreca 07 - Gibson LMP2		
	1.Filip UGRAN	3.Andrea CALDARELLI			
	2.Bent VISCAAL				

1	2	3:09.064	1:11.733	1:15.823	41.508	226.7	3:09.064
2	2	2:30.074	41.047	1:10.834	38.193	246.8	5:39.138
3	2	2:28.375	40.755	1:10.066	37.554	232.0	8:07.513
4	2	2:26.778	40.113	1:09.942	36.723	240.8	10:34.291
5	2	2:36.220	40.079	1:12.548	43.593	247.4	13:10.511

1	3	2:49.138	50.802	1:18.689	39.647	168.5	2:49.138
2	3	2:30.053	41.629	1:11.296	37.128	234.0	5:19.191
3	3	2:27.258	40.066	1:10.597	36.595	255.0	7:46.449
4	3	2:25.564	39.657	1:09.476	36.431	244.1	10:12.013
5	3	2:27.494	40.374	1:09.686	37.434	228.6	12:39.507
6	3	2:28.075	39.818	1:10.567	37.690	228.6	15:07.582
7	3	2:33.197	40.328	1:08.361	44.508	258.6	17:40.779
8	1	3:46.005	1:56.657	1:11.223	38.125	221.1	21:26.784
9	1	2:28.657	41.018	1:09.790	37.849	242.4	23:55.441
10	1	2:33.373	40.720	1:08.355	44.298	246.8	26:28.814
11	1	3:48.513	2:02.238	1:08.876	37.399	232.5	30:17.327
12	1	3:21.992	40.269	1:10.740	1:30.983	257.4	33:39.319
13	2	6:36.474	3:02.114	2:08.128	1:26.232	79.0	40:15.793
14	2	2:35.223	42.684	1:14.031	38.508	230.1	42:51.016
15	2	2:28.252	40.516	1:10.906	36.830	236.1	45:19.268
16	2	2:24.201	39.816	1:08.247	36.138	232.5	47:43.469
17	2	2:33.335	40.419	1:08.224	44.692	238.2	50:16.804
18	3	3:33.750	1:44.573	1:06.170	43.007	206.8	53:50.554
19	3	3:01.427	1:17.728	1:08.766	34.933	218.0	56:51.981
20	3	2:16.185	38.128	1:01.979	36.078	263.6	59:08.166
21	3	2:11.229	37.408	1:00.446	33.375	282.2	1:01:19.395

22	United Autosports		Oreca 07 - Gibson LMP2				
	1.Frederick LUBIN	3.Filipe ALBUQUERQUE					
	2.Philip HANSON						
1	3	3:06.798	1:08.929	1:16.203	41.666	193.8	3:06.798
2	3	2:28.545	40.786	1:10.422	37.337	241.3	5:35.343
3	3	2:26.691	39.909	1:09.740	37.042	243.5	8:02.034
4	3	2:30.847	40.294	1:13.283	37.270	241.9	10:32.881
5	3	2:24.358	39.647	1:08.211	36.500	251.4	12:57.239
6	3	2:32.845	39.822	1:09.786	43.237	240.3	15:30.084
7	2	7:20.072	5:34.523	1:09.356	36.193	215.9	22:50.156
8	2	2:22.241	39.315	1:07.292	35.634	233.0	25:12.397
9	2	2:22.984	39.010	1:08.100	35.874	256.8	27:35.381
10	2	2:22.949	39.347	1:07.983	35.619	252.0	29:58.330

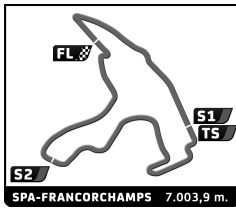


FIA WEC 6 Hours of Spa-Francorchamps Free Practice 3 Sector Analysis

Lap under Red Flag Invalidated Lap Personal Best Session Best Crossing the pit lane

Lap	D	Time	Sector 1	Sector 2	Sector 3	T. Spd	Elapsed	Lap	D	Time	Sector 1	Sector 2	Sector 3	T. Spd	Elapsed								
22 United Autosports Orega 07 - Gibson LMP2 1.Joshua PIERSON 3.Oliver JARVIS 2.Tom BLOMQUIST								1	2	2:58.257	B 39.163	1:08.455	1:10.639	250.3	32:56.587	1	2	2:58.404	59.525	1:17.116	41.763	173.1	2:58.404
12	1	7:46.457	4:31.266	2:09.209	1:05.982	78.2	40:43.044	2	2	2:30.480	42.018	1:10.904	37.558	214.2	5:28.884								
13	1	2:29.495	41.054	1:10.137	38.304	216.3	43:12.539	3	2	2:25.662	40.301	1:09.098	36.263	237.1	7:54.546								
14	1	2:25.228	42.777	1:07.174	35.277	237.1	45:37.767	4	2	2:24.899	39.974	1:08.155	36.770	246.8	10:19.445								
15	1	2:21.501	39.232	1:06.545	35.724	248.0	47:59.268	5	2	2:24.150	39.862	1:08.083	36.205	243.5	12:43.595								
16	1	2:21.992	39.652	1:06.512	35.828	258.0	50:21.260	6	2	2:24.536	39.931	1:08.068	36.537	250.3	15:08.131								
17	1	2:30.930	B 39.349	1:08.668	42.913	243.5	52:52.190	7	2	2:34.733	B 40.989	1:09.329	44.415	227.6	17:42.864								
18	3	3:20.815	1:30.730	1:13.165	36.920	204.8	56:13.005	8	3	4:21.159	2:33.781	1:09.867	37.511	216.3	22:04.023								
19	3	2:16.183	38.161	1:03.854	34.168	255.0	58:29.188	9	3	2:25.397	41.175	1:08.102	36.120	232.5	24:29.420								
20	3	2:11.732	37.397	1:00.877	33.458	276.4	1:00:40.920	10	3	2:22.990	39.557	1:07.718	35.715	245.2	26:52.410								
23 United Autosports Orega 07 - Gibson LMP2 1.Joshua PIERSON 3.Oliver JARVIS 2.Tom BLOMQUIST								11	3	2:21.928	39.304	1:06.809	35.815	245.7	29:14.338								
1	2	2:55.101	57.362	1:14.865	42.874	183.0	2:55.101	12	3	2:31.409	B 39.560	1:08.115	43.734	266.2	31:45.747								
2	2	2:26.157	40.374	1:09.159	36.624	254.4	5:21.258	13	3	7:08.094	3:34.084	2:08.098	1:25.912	80.4	38:53.841								
3	2	2:34.769	B 40.192	1:10.042	44.535	260.5	7:56.027	14	3	3:34.306	1:32.319	1:20.609	41.378	158.2	42:28.147								
4	2	6:48.336	5:00.648	1:09.569	38.119	233.0	14:44.363	15	3	2:42.043	B 41.410	1:16.288	44.345	202.9	45:10.190								
5	2	2:21.928	39.141	1:06.631	36.156	264.3	17:06.291	16	1	3:47.055	1:58.717	1:10.858	37.480	218.9	48:57.245								
6	2	2:24.333	38.896	1:09.749	35.688	277.1	19:30.624	17	1	2:38.678	41.317	1:18.911	38.450	217.2	51:35.923								
7	2	2:21.478	39.079	1:07.156	35.243	255.0	21:52.102	18	1	2:35.595	B 42.211	1:09.979	43.405	201.8	54:11.518								
8	2	2:21.961	39.048	1:07.386	35.527	272.3	24:14.063	19	1	3:30.955	1:45.281	1:08.752	36.922	234.0	57:42.473								
9	2	2:21.136	39.236	1:06.713	35.187	274.3	26:35.199	20	1	2:25.141	40.797	1:07.114	37.230	252.0	1:00:07.614								
10	2	2:31.214	B 39.645	1:09.131	42.438	260.5	29:06.413	31 Team WRT Orega 07 - Gibson LMP2 1.Sean GELAE 3.Robin FRUINS 2.Ferdinand HABSBUERG															
11	1	14:11.465	...	1:28.615	39.911	162.7	43:17.878	1	3	2:30.936	42.269	1:11.909	36.758	229.6	2:30.936								
12	1	2:33.770	41.307	1:16.639	35.824	191.8	45:51.648	2	3	2:25.034	40.136	1:08.518	36.380	267.6	4:55.970								
13	1	2:23.297	39.388	1:09.722	34.187	196.3	48:14.945	3	3	2:31.056	39.804	1:07.999	43.253	261.1	7:27.026								
14	1	2:18.732	39.051	1:05.614	34.067	211.2	50:33.677	4	3	2:23.184	39.430	1:07.731	36.023	264.9	9:50.210								
15	1	2:15.617	37.983	1:03.782	33.852	223.4	52:49.294	5	3	2:29.289	40.521	1:08.106	40.662	258.6	12:19.499								
16	1	2:15.798	37.617	1:03.995	34.186	228.6	55:05.092	6	3	2:23.380	39.384	1:07.941	36.055	271.6	14:42.879								
17	1	2:12.937	37.435	1:01.188	34.314	254.4	57:18.029	7	3	2:32.272	B 40.888	1:08.513	42.871	245.7	17:15.151								
18	1	2:12.885	37.944	1:01.131	33.810	234.0	59:30.914	8	1	6:32.599	4:46.450	1:09.601	36.548	224.3	23:47.750								
19	1	2:11.943	37.481	1:00.498	33.964	262.4	1:01:42.857	9	1	2:23.846	40.369	1:07.225	36.252	255.6	26:11.596								
25 ORT by TF Astor Martin Vantage AMR LMGT E Am 1.Ahmad AL HARTHY 3.Charlie EASTWOOD 2.Michael DINAN								10	1	2:22.725	39.910	1:07.447	35.368	253.8	28:34.321								
1	3	4:10.085	2:11.619	1:17.596	40.870	204.1	4:10.085	11	1	2:23.288	39.807	1:08.112	35.369	253.2	30:57.609								
2	3	2:34.119	43.116	1:11.670	39.333	232.0	6:44.204	12	1	4:01.290	B 39.285	1:51.884	1:30.121	256.8	34:58.899								
3	3	2:30.952	42.208	1:10.084	38.660	246.3	9:15.156	13	1	6:05.577	3:24.948	2:01.422	39.207	79.4	41:04.476								
4	3	2:40.130	B 42.148	1:10.234	47.748	250.8	11:55.286	14	1	2:22.587	39.317	1:08.106	35.164	244.6	43:27.063								
5	1	5:24.451	3:30.953	1:14.086	39.412	179.1	17:19.737	15	1	2:30.909	B 39.273	1:09.141	42.495	250.8	45:57.972								
6	1	2:33.557	43.478	1:10.943	39.136	221.1	19:53.294	16	2	3:23.754	1:40.555	1:07.333	35.866	231.5	49:21.726								
7	1	2:35.735	43.107	1:13.312	39.316	224.8	22:29.029	17	2	2:19.010	39.056	1:04.300	35.654	274.3	51:40.736								
8	1	2:31.736	42.610	1:10.739	38.387	220.7	25:00.765	18	2	2:32.269	B 39.556	1:08.152	44.561	268.2	54:13.005								
9	1	2:40.593	B 42.733	1:11.392	46.468	224.8	27:41.358	19	2	3:07.230	1:20.466	1:09.629	37.135	223.4	57:20.235								
10	2	4:10.067	2:17.604	1:12.396	40.067	234.0	31:51.425	20	2	2:13.386	37.605	1:01.031	34.750	285.9	59:33.621								
11	2	5:15.504	1:40.792	2:08.091	1:26.621	79.8	37:06.929	21	2	2:10.268	37.275	59.530	33.463	288.2	1:01:43.889								
12	2	4:18.798	1:42.144	1:55.787	40.867	79.4	41:25.727	33 Corvette Racing Chevrolet Corvette C8.R LMGT E Am 1.Ben KEATING 3.Nicky CATSBURG 2.Nicolas VARRONE															
13	2	2:34.178	43.130	1:12.407	38.641	218.9	43:59.905	1	1	4:02.505	1:54.814	1:24.748	42.943	178.8	4:02.505								
14	2	2:33.402	42.439	1:12.077	38.886	235.6	46:33.307	2	1	2:43.357	45.290	1:16.537	41.530	204.1	6:45.862								
15	2	2:34.430	43.245	1:11.544	39.641	244.1	49:07.737	3	1	2:37.802	43.839	1:13.289	40.674	216.7	9:23.664								
16	2	2:43.013	B 45.052	1:11.830	46.131	218.9	51:50.750																





FIA WEC
6 Hours of Spa-Francorchamps
Free Practice 3
Sector Analysis

Lap under Red Flag Invalidated Lap Personal Best Session Best Crossing the pit lane


Lap	D	Time	Sector 1	Sector 2	Sector 3	T. Spd	Elapsed	Lap	D	Time	Sector 1	Sector 2	Sector 3	T. Spd	Elapsed
4	1	2:32.957	42.945	1:11.041	38.971	218.0	11:56.621	12	2	4:01.935	41.318	1:55.132	1:25.485	206.8	35:03.447
5	1	2:31.019	42.329	1:10.067	38.623	236.1	14:27.640	13	2	5:15.723	1:41.227	2:08.900	1:25.596	80.1	40:19.170
6	1	2:31.935	42.133	1:10.717	39.085	229.6	16:59.575	14	2	2:38.952	42.483	1:18.588	37.881	200.7	42:58.122
7	1	2:30.541	42.214	1:09.958	38.369	235.1	19:30.116	15	2	2:27.051	40.293	1:10.273	36.485	227.2	45:25.173
8	1	2:41.173 B	42.684	1:11.764	46.725	238.2	22:11.289	16	2	2:26.265	41.702	1:08.026	36.537	228.1	47:51.438
9	1	6:45.285	4:53.213	1:12.470	39.602	223.0	28:56.574	17	2	2:31.397 B	40.939	1:07.429	43.029	252.6	50:22.835
10	1	2:31.942	41.644	1:11.570	38.728	224.8	31:28.516	18	3	3:22.104	1:34.904	1:09.327	37.873	230.6	53:44.939
11	1	4:39.141	1:03.751	2:09.514	1:25.876	79.6	36:07.657	19	3	2:23.220	40.217	1:06.789	36.214	253.2	56:08.159
12	1	4:43.673	1:41.903	2:09.019	52.751	79.8	40:51.330	20	3	2:22.791	39.345	1:07.311	36.135	272.9	58:30.950
13	1	2:33.038	42.273	1:12.154	38.611	235.6	43:24.368	21	3	2:31.996 B	39.987	1:07.169	44.840	268.2	1:01:02.946
14	1	2:32.012	41.318	1:11.718	38.976	252.6	45:56.380								
15	1	2:32.321	41.974	1:10.776	39.571	239.7	48:28.701								
16	1	2:32.123	42.819	1:10.554	38.750	243.5	51:00.824								
17	1	2:32.544	42.893	1:10.521	39.130	235.6	53:33.368								
18	1	2:31.258	41.993	1:10.313	38.952	249.1	56:04.626								
19	1	2:39.119 B	41.637	1:11.067	46.415	247.4	58:43.745								

34 Inter Europol Competition		Oreca 07 - Gibson LMP2					
1.	Jakub SMIECHOWSKI	3.	Albert COSTA				
2.	Fabio SCHERER						
1	2	3:03.468	1:07.497	1:16.471	39.500	183.4	3:03.468
2	2	2:30.000	41.620	1:11.362	37.018	225.3	5:33.468
3	2	2:27.662	40.539	1:09.879	37.244	238.2	8:01.130
4	2	2:25.777	39.941	1:09.611	36.225	238.2	10:26.907
5	2	2:25.839	39.952	1:09.572	36.315	215.0	12:52.746
6	2	2:24.695	39.547	1:09.075	36.073	243.0	15:17.441
7	2	2:26.984	41.156	1:08.755	37.073	249.7	17:44.425
8	2	2:31.788 B	39.770	1:08.772	43.246	247.4	20:16.213
9	3	5:30.399	3:44.267	1:09.476	36.656	230.6	25:46.612
10	3	2:23.216	40.219	1:06.886	36.111	260.5	28:09.828
11	3	2:25.490	39.641	1:06.908	38.941	255.0	30:35.318
12	3	3:41.636 B	39.644	1:31.070	1:30.922	269.6	34:16.954
13	3	6:07.777	2:30.477	2:10.937	1:26.363	78.5	40:24.731
14	3	3:03.056 B	47.204	1:24.894	50.958	198.1	43:27.787
15	1	3:48.891	1:58.397	1:12.884	37.610	181.2	47:16.678
16	1	2:28.196	42.997	1:08.657	36.542	222.5	49:44.874
17	1	2:28.563	41.168	1:08.849	38.546	224.3	52:13.437
18	1	2:24.316	40.452	1:06.849	37.015	251.4	54:37.753
19	1	2:36.204 B	40.466	1:10.435	45.303	261.7	57:13.957
20	1	3:03.194	1:17.710	1:09.597	35.887	235.1	1:00:17.151

35 Alpine Elf Team		Oreca 07 - Gibson LMP2					
1.	André NEGRÃO	3.	Olli CALDWELL				
2.	Memo ROJAS						
1	1	3:16.065	1:19.781	1:16.794	39.490	209.6	3:16.065
2	1	2:32.202	41.645	1:13.085	37.472	211.6	5:48.267
3	1	2:27.311	40.621	1:09.972	36.718	259.9	8:15.578
4	1	2:25.623	39.976	1:09.139	36.508	268.9	10:41.201
5	1	2:26.997	39.886	1:10.385	36.726	259.2	13:08.198
6	1	2:24.884	39.927	1:08.523	36.434	258.6	15:33.082
7	1	2:29.778	39.469	1:14.174	36.135	275.7	18:02.860
8	1	2:24.599	39.506	1:09.387	35.706	254.4	20:27.459
9	1	2:23.647	39.530	1:07.900	36.217	258.6	22:51.106
10	1	2:33.606 B	39.681	1:07.612	46.313	258.6	25:24.712
11	2	5:36.800	3:43.239	1:15.434	38.127	185.9	31:01.512

36 Alpine Elf Team		Oreca 07 - Gibson LMP2					
1.	Matthieu VAXIVIERE	3.	Charles MILESI				
2.	Julien CANAL						
1	1	3:23.271	1:26.708	1:16.599	39.964	186.5	3:23.271
2	1	2:28.868	41.101	1:10.431	37.336	239.2	5:52.139
3	1	2:26.419	40.122	1:09.447	36.850	250.3	8:18.558
4	1	2:24.745	39.323	1:08.903	36.519	246.8	10:43.303
5	1	2:35.506 B	41.794	1:10.053	43.659	243.5	13:18.809
6	1	5:26.273	3:36.339	1:11.444	38.490	232.0	18:45.082
7	1	2:21.325	38.645	1:07.038	35.642	266.2	21:06.407
8	1	2:20.031	38.613	1:06.181	35.237	273.6	23:26.438
9	1	2:28.350	43.112	1:08.170	37.068	222.0	25:54.788
10	1	2:24.748	39.825	1:08.128	36.795	256.2	28:19.536
11	1	2:26.833 B	38.457	1:05.709	42.667	275.0	30:46.369
12	2	10:57.877	8:45.585	1:29.395	42.897	80.1	41:44.246
13	2	2:30.334	42.392	1:09.897	38.045	211.2	44:14.580
14	2	2:26.156	40.655	1:08.399	37.102	231.0	46:40.736
15	2	2:27.264	41.186	1:07.310	38.768	217.6	49:08.000
16	2	2:37.054 B	43.219	1:08.208	45.627	217.6	51:45.054
17	3	3:22.748	1:37.918	1:07.896	36.934	223.4	55:07.802
18	3	2:22.545	39.798	1:07.112	35.635	266.9	57:30.347
19	3	2:23.268	38.744	1:09.124	35.400	257.4	59:53.615
20	3	2:25.955 B	38.884	1:05.321	41.750	281.5	1:02:19.570

38 Hertz Team JOTA		Porsche 963 HYPERCAR H					
1.	Antonio Felix DA COSTA	3.	Yifei YE				
2.	William STEVENS						
1	1	4:36.504	2:41.350	1:16.932	38.222	200.3	4:36.504
2	1	2:27.822	40.308	1:10.020	37.494	232.0	7:04.326
3	1	2:25.701	39.149	1:10.193	36.359	242.4	9:30.027
4	1	2:25.164	39.635	1:09.201	36.328	251.4	11:55.191
5	1	2:23.525	38.862	1:07.994	36.669	255.6	14:18.716
6	1	2:24.546	39.193	1:09.433	35.920	259.2	16:43.262
7	1	2:22.076	39.016	1:07.849	35.211	262.4	19:05.338
8	1	2:22.164	38.969	1:07.343	35.852	251.4	21:27.502
9	1	2:23.615	38.904	1:09.246	35.465	256.2	23:51.117
10	1	2:23.499	39.803	1:07.918	35.778	229.1	26:14.616
11	1	2:25.788	38.843	1:09.250	37.695	250.8	28:40.404
12	1	2:32.025 B	38.837	1:06.921	46.267	268.2	31:12.429
13	1	6:46.614	3:11.416	2:08.740	1:26.458	80.0	37:59.043
14	1	3:54.957	1:42.218	1:32.740	39.999	80.0	41:54.000
15	1	2:29.311	39.768	1:13.551	35.992	198.8	44:23.311
16	1	2:20.930	38.034	1:07.705	35.191	238.7	46:44.241
17	1	2:20.609	39.040	1:06.168	35.401	224.8	49:04.850

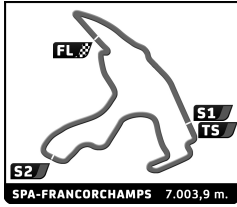


FIA WEC 6 Hours of Spa-Francorchamps Free Practice 3

Sector Analysis

Lap under Red Flag Invalidated Lap Personal Best Session Best Crossing the pit lane

Lap	D	Time	Sector 1	Sector 2	Sector 3	T. Spd	Elapsed	Lap	D	Time	Sector 1	Sector 2	Sector 3	T. Spd	Elapsed
18	1	2:14.194	38.031	1:02.804	33.359	256.8	51:19.044								
19	1	2:21.722 B	37.256	1:01.435	43.031	258.6	53:40.766								
20	2	3:48.326	2:08.677	1:05.824	33.825	203.3	57:29.092								
21	2	2:14.794	38.365	1:03.182	33.247	227.6	59:43.886								
22	2	2:10.434	35.965	1:01.076	33.393	274.3	1:01:54.320								
41								Ferrari AF Corse							
								1. Rui ANDRADE							
								2. Robert KUBICA							
								3. Louis DELÉTRAZ							
								Oreca 07 - Gibson							
								LMP2							
50								Ferrari AF Corse							
								1. Antonio FUOCO							
								2. Miguel MOLINA							
								3. Nicklas NIELSEN							
								Ferrari 499P							
								HYPERCAR H							
51								Ferrari AF Corse							
								1. Alessandro PIER GUIDI							
								2. James CALADO							
								3. Antonio GIOVINAZZI							
								Ferrari 499P							
								HYPERCAR H							
54								AF Corse							
								1. Thomas FLOHR							
								2. Francesco CASTELLACCI							
								3. Davide RIGON							
								Ferrari 488 GTE Evo							
								LMGTE Am							
56								Project 1 - AO							
								1. PJ HYETT							
								2. Gunnar JEANNETTE							
								3. Matteo CAIROLI							
								Porsche 911 RSR - 19							
								LMGTE Am							



FIA WEC
6 Hours of Spa-Francorchamps
Free Practice 3
Sector Analysis

Lap under Red Flag Invalidated Lap Personal Best Session Best Crossing the pit lane

Lap	D	Time	Sector 1	Sector 2	Sector 3	T. Spd	Elapsed	Lap	D	Time	Sector 1	Sector 2	Sector 3	T. Spd	Elapsed
13	3	4:43.736	1:49.009	2:09.348	45.379	78.9	41:07.404	2	3	2:31.301	41.746	1:11.899	37.656	221.1	5:32.333
14	3	2:47.894	45.513	1:22.665	39.716	220.2	43:55.298	3	3	2:27.679	40.673	1:09.701	37.305	235.1	8:00.012
15	3	3:44.433 B	43.813	1:15.986	1:44.634	205.6	47:39.731	4	3	2:25.878	40.486	1:08.871	36.521	234.5	10:25.890
16	1	2:55.137	59.893	1:14.789	40.455	202.5	50:34.868	5	3	2:24.659	40.074	1:08.296	36.289	250.3	12:50.549
17	1	2:34.858	43.142	1:12.193	39.523	231.5	53:09.726	6	3	2:25.490	39.719	1:08.782	36.989	241.3	15:16.039
18	1	2:36.163	42.985	1:11.716	41.462	237.6	55:45.889	7	3	2:35.201 B	41.327	1:08.516	45.358	247.4	17:51.240
19	1	2:36.589	42.896	1:13.564	40.129	235.1	58:22.478	8	1	4:11.158	2:22.342	1:11.369	37.447	210.8	22:02.398
20	1	2:34.543	42.985	1:12.233	39.325	248.0	1:00:57.021	9	1	2:25.075	40.821	1:08.287	35.967	218.5	24:27.473

57 Kessel Racing
1. Takeshi KIMURA 3. Daniel SERRA
2. Scott HUFFAKER
Ferrari 488 GTE Evo
LMGTE Am

1	2	3:18.285	1:21.796	1:16.488	40.001	187.5	3:18.285
2	2	2:35.204	43.968	1:11.481	39.755	202.2	5:53.489
3	2	2:31.970	42.673	1:10.346	38.951	234.0	8:25.459
4	2	2:31.016	42.228	1:09.855	38.933	241.3	10:56.475
5	2	2:39.321 B	42.135	1:11.146	46.040	244.1	13:35.796
6	2	4:08.299	1:49.535	1:33.333	45.431	175.9	17:44.095
7	2	2:53.371	46.415	1:25.471	41.485	196.3	20:37.466
8	2	2:46.893	44.812	1:21.673	40.408	195.9	23:24.359
9	2	2:42.224	45.764	1:17.787	38.673	181.2	26:06.583
10	2	2:34.938	43.246	1:13.688	38.004	195.2	28:41.521
11	2	2:30.412	42.508	1:10.745	37.159	213.7	31:11.933
12	2	4:17.012 B	41.607	2:04.717	1:30.688	223.4	35:28.945
13	3	5:35.553	2:44.871	2:08.053	42.629	80.1	41:04.498
14	3	2:40.799	42.541	1:19.521	38.737	206.0	43:45.297
15	3	2:34.331	41.584	1:14.376	38.371	224.3	46:19.628
16	3	2:41.547 B	41.744	1:11.076	48.727	224.8	49:01.175
17	1	3:53.760	1:58.816	1:14.344	40.600	212.5	52:54.935
18	1	2:38.500	43.972	1:11.939	42.589	226.2	55:33.435
19	1	2:34.075	43.712	1:10.447	39.916	243.0	58:07.510
20	1	2:35.291	42.948	1:12.490	39.853	250.8	1:00:42.801

60 Iron Lynx
1. Claudio SCHIAVONI 3. Alessio PICARIELLO
2. Matteo CRESSONI
Porsche 911 RSR - 19
LMGTE Am

1	3	3:36.376	1:41.199	1:15.173	40.004	197.0	3:36.376
2	3	2:33.135	43.332	1:10.710	39.093	235.1	6:09.511
3	3	2:33.765	43.245	1:11.319	39.201	243.5	8:43.276
4	3	2:41.992 B	43.654	1:12.120	46.218	233.5	11:25.268
5	3	4:53.122	3:02.340	1:12.872	37.910	215.0	16:18.390
6	3	2:28.387	42.005	1:08.664	37.718	250.3	18:46.777
7	3	2:29.824	42.123	1:09.268	38.433	251.4	21:16.601
8	3	2:30.696	42.848	1:09.647	38.201	243.5	23:47.297
9	3	2:38.138 B	43.133	1:10.677	44.328	235.6	26:25.435
10	2	4:12.162	2:07.164	1:22.551	42.447	166.7	30:37.597
11	2	4:06.570	45.157	1:54.966	1:26.447	186.8	34:44.167
12	2	5:24.417 B	1:42.643	2:08.685	1:33.089	79.7	40:08.584
13	2	16:56.761	...	1:14.172	38.305	170.6	57:05.345
14	2	2:27.352	42.051	1:08.073	37.228	233.0	59:32.697
15	2	2:25.726	41.150	1:06.864	37.712	246.8	1:01:58.423

63 Prema Racing
1. Doriane PIN 3. Daniil KVIYAT
2. Mirko BORTOLOTTI
Oreca 07 - Gibson
LMP2


1	3	3:01.032	1:04.739	1:16.850	39.443	181.8	3:01.032
---	---	----------	----------	----------	--------	-------	----------

77 Dempsey - Proton Racing
1. Christian RIED 3. Julien ANDLAUER
2. Mikkel PEDERSEN
Porsche 911 RSR - 19
LMGTE Am

1	3	3:45.854	1:52.191	1:13.596	40.067	199.2	3:45.854
2	3	2:33.424	43.606	1:10.661	39.157	241.3	6:19.278
3	3	2:34.199	43.279	1:11.561	39.359	231.5	8:53.477
4	3	2:41.588 B	43.523	1:12.653	45.412	232.0	11:35.065
5	3	3:31.885	1:41.545	1:12.167	38.173	220.7	15:06.950
6	3	2:31.773	42.524	1:09.815	39.434	222.5	17:38.723
7	3	2:35.970 B	42.031	1:09.753	44.186	241.3	20:14.693
8	2	3:29.467	1:40.054	1:10.862	38.551	211.6	23:44.160
9	2	2:32.153	42.548	1:11.052	38.553	230.6	26:16.313
10	2	2:31.985	42.652	1:10.968	38.365	215.0	28:48.298
11	2	2:38.455 B	42.378	1:10.551	45.526	247.4	31:26.753
12	3	11:58.076 B	9:29.220	1:37.777	51.079	175.1	43:24.829

83 Richard Mille AF Corse
1. Luis PEREZ COMPANC 3. Alessio ROVERA
2. Lilou WADOUX
Ferrari 488 GTE Evo
LMGTE Am

1	3	3:47.489	1:49.997	1:17.705	39.787	184.9	3:47.489
2	3	2:31.755	43.027	1:10.277	38.451	224.8	6:19.244
3	3	2:29.691	42.175	1:09.414	38.102	241.9	8:48.935
4	3	2:36.848	42.227	1:15.205	39.416	195.6	11:25.783
5	3	2:32.863	41.495	1:12.074	39.294	242.4	13:58.646
6	3	2:36.665 B	41.430	1:10.006	45.229	254.4	16:35.311
7	2	7:13.839	5:24.797	1:10.684	38.358	232.5	23:49.150
8	2	2:30.723	42.780	1:09.927	38.016	230.6	26:19.873
9	2	2:37.102 B	41.960	1:10.494	44.648	235.1	28:56.975
10	2	12:38.633 B	1:22.845	...	58.539	190.4	41:35.608
11	2	8:34.088	6:43.661	1:11.956	38.471	209.6	50:09.696
12	2	2:30.300	42.562	1:09.628	38.110	236.6	52:39.996
13	2	2:31.783	42.385	1:11.147	38.251	239.2	55:11.779
14	2	2:40.185 B	43.603	1:11.496	45.086	234.5	57:51.964



FIA WEC

6 Hours of Spa-Francorchamps

Free Practice 3

Sector Analysis

Lap under Red Flag Invalidated Lap Personal Best Session Best B Crossing the pit lane

Lap	D	Time	Sector 1	Sector 2	Sector 3	T. Spd	Elapsed	Lap	D	Time	Sector 1	Sector 2	Sector 3	T. Spd	Elapsed
98		Northwest AMR				Aston Martin Vantage AMR									
		1. Ian JAMES		3. Alex RIBERAS		LMGTE Am									
		2. Daniel MANCINELLI													
1	3	4:26.701	2:18.921	1:24.949	42.831	180.3	4:26.701	6	3	2:41.542 B	42.909	1:11.857	46.776	239.2	16:18.584
2	3	2:36.945	44.138	1:13.277	39.530	233.5	7:03.646	7	3	5:03.560	3:13.810	1:10.783	38.967	225.8	21:22.144
3	3	2:33.644	43.075	1:11.852	38.717	245.7	9:37.290	8	3	2:43.434 B	42.326	1:13.186	47.922	232.0	24:05.578
4	3	2:32.741	42.310	1:11.603	38.828	246.8	12:10.031	9	1	2:53.627	1:58.150	1:14.243	41.234	220.2	27:59.205
5	3	2:36.213	42.712	1:12.778	40.723	238.2	14:46.244	10	1	2:38.796	43.877	1:12.445	42.474	239.2	30:38.001
6	3	2:35.409	42.233	1:14.259	38.917	236.1	17:21.653	11	1	4:07.729 B	44.011	1:50.178	1:33.540	233.0	34:45.730
7	3	2:41.918 B	42.370	1:11.686	47.862	236.6	20:03.571	12	2	8:37.699 B	6:10.140	1:34.545	53.014	189.1	43:23.429
8	2	4:35.003	2:42.935	1:12.620	39.448	200.7	24:38.574	13	2	2:06.273	1:15.322	1:12.088	38.963	221.1	46:29.802
9	2	2:31.629	42.931	1:10.190	38.508	226.7	27:10.203	14	2	2:31.796	43.114	1:10.381	38.301	238.7	49:01.598
10	2	2:30.640	42.695	1:09.744	38.201	250.3	29:40.843	15	2	2:33.870	42.656	1:12.682	38.532	249.7	51:35.468
11	2	2:50.669 B	42.268	1:10.082	58.319	249.1	32:31.512	16	2	2:30.508	42.198	1:09.877	38.433	230.6	54:05.976
12	1	9:59.863	7:57.895	1:18.850	43.118	174.2	42:31.375	17	2	2:32.529	41.994	1:11.557	38.978	248.0	56:38.505
13	1	2:39.537	46.231	1:13.060	40.246	204.8	45:10.912	18	2	2:29.588	41.792	1:09.443	38.353	248.0	59:08.093
14	1	2:37.658	44.287	1:13.308	40.063	194.9	47:48.570	19	2	2:29.280	41.972	1:09.262	38.046	251.4	1:01:37.373
15	1	2:35.369	44.303	1:11.184	39.882	224.8	50:23.939								
16	1	2:33.134	43.073	1:10.697	39.364	232.5	52:57.073								
17	1	2:34.566	43.232	1:10.840	40.494	227.2	55:31.639								
18	1	2:32.610	43.206	1:10.143	39.261	233.5	58:04.249								
19	1	2:33.847	43.523	1:11.011	39.313	248.0	1:00:38.096								
708		Glickenhau Racing				Glickenhau 007									
		1. Romain DUMAS		3. Franck MAILLEUX		HYPERCAR									
		2. Olivier PLA													
1	2	3:09.863	1:13.157	1:16.166	40.540	162.2	3:09.863								
2	2	2:28.218	41.382	1:09.893	36.943	223.9	5:38.081								
3	2	2:25.196	39.942	1:08.416	36.838	234.5	8:03.277								
4	2	2:24.723	40.015	1:08.172	36.536	216.3	10:28.000								
5	2	2:34.800 B	40.345	1:09.777	44.678	248.5	13:02.800								
6	2	4:38.698	2:53.584	1:06.816	38.298	250.3	17:41.498								
7	2	2:20.639	38.797	1:06.128	35.714	268.2	20:02.137								
8	2	2:22.579	38.913	1:07.924	35.742	252.6	22:24.716								
9	2	2:34.565 B	39.041	1:07.936	47.588	257.4	24:59.281								
10	1	5:22.357	3:27.069	1:14.851	40.437	232.0	30:21.638								
11	1	3:21.440 B	38.110	1:10.031	1:33.299	269.6	33:43.078								
12	1	8:00.334	4:59.209	2:07.979	53.146	75.8	41:43.412								
13	1	2:51.587	45.817	1:26.690	39.080	175.1	44:34.999								
14	1	2:36.282	40.244	1:18.888	37.150	229.6	47:11.281								
15	1	2:26.785	40.931	1:10.796	35.058	218.9	49:38.066								
16	1	2:19.448	38.070	1:07.710	33.668	210.0	51:57.514								
17	1	2:15.724	36.794	1:04.537	34.393	238.7	54:13.238								
18	1	2:12.066	36.457	1:02.698	32.911	250.3	56:25.304								
19	1	2:20.204	36.360	1:03.039	40.805	271.6	58:45.508								
20	1	2:12.032	37.249	1:01.424	33.359	293.7	1:00:57.540								
777		D'Station Racing				Aston Martin Vantage AMR									
		1. Satoshi HOSHINO		3. Tomonobu FUJII		LMGTE Am									
		2. Casper STEVENSON													
1	3	3:20.743	1:25.508	1:15.699	39.536	182.4	3:20.743								
2	3	2:34.742	43.581	1:12.367	38.794	231.0	5:55.485								
3	3	2:34.224	42.848	1:11.897	39.479	223.9	8:29.709								
4	3	2:34.420	43.706	1:11.759	38.955	223.9	11:04.129								
5	3	2:32.913	42.497	1:11.393	39.023	232.5	13:37.042								