


FIA WEC 6 Hours of Spa-Francorchamps Race

Pit Stop Analysis


No	In Time	In Driver	Out Time	Out Driver	Pit Time	T. Pit Time	No	In Time	In Driver	Out Time	Out Driver	Pit Time	T. Pit Time	
2	Cadillac Racing Cadillac V-Series.R HYPERCAR H						4	13:55:12.332	A. CALDARELLI	15:36:40.774	B. VISCAAL	1:28.442	5:20.728	
	13:12:37.039	E. BAMBER	13:13:34.163	E. BAMBER	57.124	57.124		5	16:14:38.310	B. VISCAAL	16:16:03.397	B. VISCAAL	1:25.087	6:45.815
	14:09:51.150	E. BAMBER	14:11:00.051	E. BAMBER	1:08.901	2:06.025		6	17:03:02.904	B. VISCAAL	17:04:13.201	B. VISCAAL	1:10.297	7:56.112
	15:19:38.578	E. BAMBER	15:21:05.157	A. LYNN	1:26.579	3:32.604		7	17:38:39.300	B. VISCAAL	17:39:51.017	A. CALDARELLI	1:11.717	9:07.829
	16:13:22.118	A. LYNN	16:14:43.799	A. LYNN	1:21.681	4:54.285		8	18:12:19.565	A. CALDARELLI	18:13:24.698	A. CALDARELLI	1:05.133	10:12.962
	17:27:36.491	A. LYNN	17:29:01.347	R. WESTBROOK	1:24.856	6:19.141								
	18:07:59.975	R. WESTBROOK	18:08:55.939	R. WESTBROOK	55.964	7:15.105								
3	Cadillac Racing Cadillac V-Series.R HYPERCAR H													
	13:50:39.189	R. VAN DER ZANNE	13:51:48.460	R. VAN DER ZANNE	1:09.271	1:09.271								
4	Floyd Vanwall Racing Team Vanwall Vandervell 680 HYPERCAR						21	13:17:51.604	U. DE PAUW	13:18:48.293	U. DE PAUW	56.689	56.689	
	13:51:32.293	T. DILLMANN	13:53:37.221	E. GUERRIERI	2:04.928	2:04.928		2	13:50:51.747	U. DE PAUW	13:52:13.618	S. MANN	1:21.871	2:18.560
	14:44:56.783	E. GUERRIERI	14:45:20.233	E. GUERRIERI	23.450	2:28.378		3	14:54:38.859	S. MANN	14:55:55.986	S. MANN	1:17.127	3:35.687
	14:58:29.979	E. GUERRIERI	14:59:58.273	E. GUERRIERI	1:28.294	3:56.672		4	15:50:20.964	S. MANN	15:51:35.633	D. ALESSI	1:14.669	4:50.356
	16:02:08.932	E. GUERRIERI	16:04:35.173	J. VILLENEUVE	2:26.241	6:22.913		5	16:49:02.642	D. ALESSI	16:50:14.939	D. ALESSI	1:12.297	6:02.653
16:08:29.320	J. VILLENEUVE	16:09:25.975	J. VILLENEUVE	56.655	7:19.568	6	17:51:06.946	D. ALESSI	17:52:24.635	U. DE PAUW	1:17.689	7:20.342		
5	Porsche Penske Motorsport Porsche 963 HYPERCAR H						22	13:19:34.394	P. HANSON	13:20:49.628	F. LUBIN	1:15.234	1:15.234	
	14:51:22.539	M. CHRISTENSEN	14:52:36.750	D. CAMERON	1:14.211	2:53.398		2	13:59:49.224	F. LUBIN	14:00:57.155	F. LUBIN	1:07.931	2:23.165
	15:50:05.446	D. CAMERON	15:51:24.506	D. CAMERON	1:19.060	4:12.458		3	14:47:09.499	F. LUBIN	14:48:29.966	F. ALBUQUERQUE	1:20.467	3:43.632
	16:56:07.545	D. CAMERON	16:57:22.055	F. MAKOWIECKI	1:14.510	5:26.968		4	15:30:44.988	F. ALBUQUERQUE	15:31:52.386	F. ALBUQUERQUE	1:07.398	4:51.030
	17:55:25.610	F. MAKOWIECKI	17:56:52.875	F. MAKOWIECKI	1:27.265	6:54.233		5	16:10:03.021	F. ALBUQUERQUE	16:11:30.048	P. HANSON	1:27.027	6:18.057
6	Porsche Penske Motorsport Porsche 963 HYPERCAR H						23	17:36:26.154	P. HANSON	17:37:40.590	F. ALBUQUERQUE	1:14.436	8:39.567	
	13:54:52.667	L. VANTHOOR	13:56:19.302	L. VANTHOOR	1:26.635	1:26.635		6	16:56:31.720	P. HANSON	16:57:38.794	P. HANSON	1:07.074	7:25.131
	15:50:05.446	D. CAMERON	15:51:24.506	D. CAMERON	1:19.060	4:12.458		7	17:36:26.154	P. HANSON	17:37:40.590	F. ALBUQUERQUE	1:14.436	8:39.567
	16:56:07.545	D. CAMERON	16:57:22.055	F. MAKOWIECKI	1:14.510	5:26.968		8	18:10:18.611	F. ALBUQUERQUE	18:11:20.665	F. ALBUQUERQUE	1:02.054	9:41.621
	17:55:25.610	F. MAKOWIECKI	17:56:52.875	F. MAKOWIECKI	1:27.265	6:54.233								
7	Toyota Gazoo Racing Toyota GR010 HYBRID HYPERCAR H						25	13:25:45.304	T. BLOMQVIST	13:26:51.254	T. BLOMQVIST	1:05.950	1:05.950	
	14:59:18.686	M. CONWAY	15:00:38.315	J. LOPEZ	1:19.629	2:28.408		2	14:07:33.992	T. BLOMQVIST	14:08:42.800	T. BLOMQVIST	1:08.808	2:14.758
	15:56:46.318	J. LOPEZ	15:58:09.614	J. LOPEZ	1:23.296	3:51.704		3	14:49:05.216	T. BLOMQVIST	14:50:19.404	J. PIERSON	1:14.188	3:28.946
	16:53:56.679	J. LOPEZ	16:55:22.905	K. KOBAYASHI	1:26.226	5:17.930		4	15:32:41.501	J. PIERSON	15:33:51.154	J. PIERSON	1:09.653	4:38.599
	17:57:13.723	K. KOBAYASHI	17:58:31.567	K. KOBAYASHI	1:17.844	6:35.774		5	16:07:50.187	J. PIERSON	16:09:08.887	O. JARVIS	1:18.700	5:57.299
8	Toyota Gazoo Racing Toyota GR010 HYBRID HYPERCAR H						25	16:52:13.086	O. JARVIS	16:53:17.154	O. JARVIS	1:04.068	7:01.367	
	13:55:21.882	S. BUEMI	13:56:30.221	S. BUEMI	1:08.339	1:08.339		6	17:08:36.774	O. JARVIS	17:09:40.660	O. JARVIS	1:03.886	8:05.253
	15:01:50.940	S. BUEMI	15:02:26.207	S. BUEMI	35.267	1:43.606		7	17:53:49.242	O. JARVIS	17:55:06.438	T. BLOMQVIST	1:17.196	9:22.449
	15:07:18.790	S. BUEMI	15:08:35.965	R. HIRAKAWA	1:17.175	3:00.781		8	18:32:03.683	T. BLOMQVIST	18:32:49.263	T. BLOMQVIST	45.580	10:08.029
	16:01:00.168	R. HIRAKAWA	16:02:08.556	R. HIRAKAWA	1:08.388	4:09.169								
	17:00:47.641	R. HIRAKAWA	17:02:03.336	B. HARTLEY	1:15.695	5:24.864								
9	Prema Racing Oreca 07 - Gibson LMP2						28	13:25:57.409	D. HEINEMAYER HANI	13:27:03.461	D. HEINEMAYER HANI	1:06.052	1:06.052	
	13:55:21.882	S. BUEMI	13:56:30.221	S. BUEMI	1:08.339	1:08.339		2	14:21:37.990	M. DINAN	14:22:01.340	M. DINAN	23.500	1:53.427
	15:01:50.940	S. BUEMI	15:02:26.207	S. BUEMI	35.267	1:43.606		3	14:58:53.689	M. DINAN	15:00:18.999	A. AL HARTHY	1:25.310	3:18.737
15:07:18.790	S. BUEMI	15:08:35.965	R. HIRAKAWA	1:17.175	3:00.781	4	16:02:48.395	A. AL HARTHY	16:04:09.719	A. AL HARTHY	1:21.324	4:40.061		
16:01:00.168	R. HIRAKAWA	16:02:08.556	R. HIRAKAWA	1:08.388	4:09.169	5	16:58:06.388	A. AL HARTHY	16:59:23.089	C. EASTWOOD	1:16.701	5:56.762		
17:00:47.641	R. HIRAKAWA	17:02:03.336	B. HARTLEY	1:15.695	5:24.864	6	17:55:27.092	C. EASTWOOD	17:56:44.868	C. EASTWOOD	1:17.776	7:14.538		
18:01:35.046	B. HARTLEY	18:02:43.820	B. HARTLEY	1:08.774	6:33.638									
10	Prema Racing Oreca 07 - Gibson LMP2						28	14:06:09.066	D. HEINEMAYER HANI	14:07:32.615	P. FITTIPALDI	1:23.549	2:29.601	
	13:25:54.543	F. UGRAN	13:27:07.759	F. UGRAN	1:13.216	1:13.216		3	14:55:43.869	P. FITTIPALDI	14:56:51.375	P. FITTIPALDI	1:07.506	3:37.107
	14:06:05.682	F. UGRAN	14:07:31.369	A. CALDARELLI	1:25.687	2:38.903		4	15:39:04.382	P. FITTIPALDI	15:40:27.741	O. RASMUSSEN	1:23.359	5:00.466
	14:53:39.393	A. CALDARELLI	14:54:52.776	A. CALDARELLI	1:13.383	3:52.286		5	16:18:58.310	O. RASMUSSEN	16:19:41.069	O. RASMUSSEN	42.759	5:43.225
	15:39:04.382	P. FITTIPALDI	15:40:27.741	O. RASMUSSEN	1:23.359	5:00.466		6	16:34:44.538	O. RASMUSSEN	16:36:00.142	O. RASMUSSEN	1:15.604	6:58.829
	16:18:58.310	O. RASMUSSEN	16:19:41.069	O. RASMUSSEN	42.759	5:43.225								



FIA WEC 6 Hours of Spa-Francorchamps Race

Pit Stop Analysis

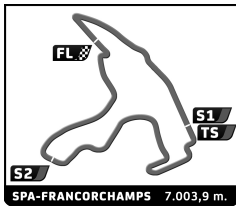
No	In Time	In Driver	Out Time	Out Driver	Pit Time	T. Pit Time	No	In Time	In Driver	Out Time	Out Driver	Pit Time	T. Pit Time
7	17:19:34.104	O. RASMUSSEN	17:20:07.971	O. RASMUSSEN	33.867	7:32.696	5	15:39:33.675	C. MILESI	15:40:57.058	M. VAXIVIERE	1:23.383	5:20.201
8	17:27:51.998	O. RASMUSSEN	17:31:44.921	P. FITTIPALDI	3:52.923	11:25.619	6	16:19:56.035	M. VAXIVIERE	16:20:30.263	M. VAXIVIERE	34.228	5:54.429
9	18:08:28.703	P. FITTIPALDI	18:09:39.960	P. FITTIPALDI	1:11.257	12:36.876	7	16:34:49.901	M. VAXIVIERE	16:35:53.069	M. VAXIVIERE	1:03.168	6:57.597
31	Team WRT Oreca 07 - Gibson LMP2						8	17:08:39.995	M. VAXIVIERE	17:09:13.736	M. VAXIVIERE	33.741	7:31.338
1	13:25:53.620	S. GELAEL	13:26:58.892	S. GELAEL	1:05.272	1:05.272	9	17:22:20.591	M. VAXIVIERE	17:22:53.883	M. VAXIVIERE	33.292	8:04.630
2	14:06:03.428	S. GELAEL	14:07:27.555	R. FRIJNS	1:24.127	2:29.399	10	17:30:07.983	M. VAXIVIERE	17:31:30.728	C. MILESI	1:22.745	9:27.375
3	14:53:30.242	R. FRIJNS	14:54:39.165	R. FRIJNS	1:08.923	3:38.322	11	18:08:25.340	C. MILESI	18:09:31.940	C. MILESI	1:06.600	10:33.975
4	15:34:40.233	R. FRIJNS	15:36:03.646	F. HABSBERG	1:23.413	5:01.735	38	Hertz Team JOTA Porsche 963 HYPERCAR H					
5	16:13:56.149	F. HABSBERG	16:15:24.886	F. HABSBERG	1:28.737	6:30.472	1	13:12:39.247	A. DA COSTA	13:13:37.349	A. DA COSTA	58.102	58.102
6	16:54:19.863	F. HABSBERG	16:55:19.277	F. HABSBERG	59.414	7:29.886	2	14:12:35.872	A. DA COSTA	14:13:45.284	A. DA COSTA	1:09.412	2:07.514
7	17:42:54.632	F. HABSBERG	17:44:21.128	R. FRIJNS	1:26.496	8:56.382	3	15:22:14.129	A. DA COSTA	15:23:38.358	Y. YE	1:24.229	3:31.743
8	18:10:27.573	R. FRIJNS	18:11:24.994	R. FRIJNS	57.421	9:53.803	4	16:19:54.032	Y. YE	16:20:27.746	Y. YE	33.714	4:05.457
33	Corvette Racing Chevrolet Corvette C8.R LMGT E Am						5	16:34:49.177	Y. YE	16:36:29.048	W. STEVENS	1:39.871	5:45.328
1	13:15:56.642	B. KEATING	13:16:56.335	B. KEATING	59.693	59.693	6	17:46:50.308	W. STEVENS	17:47:59.618	W. STEVENS	1:09.310	6:54.638
2	14:38:02.593	B. KEATING	14:38:42.967	B. KEATING	40.374	1:40.067	41	Team WRT Oreca 07 - Gibson LMP2					
3	14:41:04.421	B. KEATING	14:42:28.769	N. VARRONE	1:24.348	3:04.415	1	13:25:59.494	R. ANDRADE	13:27:02.861	R. ANDRADE	1:03.367	1:03.367
4	15:48:40.988	N. VARRONE	15:50:09.497	N. VARRONE	1:28.509	4:32.924	2	14:08:12.999	R. ANDRADE	14:09:37.346	L. DELÉTRAZ	1:24.347	2:27.714
5	16:51:09.123	N. VARRONE	16:52:28.720	N. CATSBERG	1:19.597	5:52.521	3	14:57:57.077	L. DELÉTRAZ	14:59:04.065	L. DELÉTRAZ	1:06.988	3:34.702
6	17:50:47.305	N. CATSBERG	17:52:03.741	N. CATSBERG	1:16.436	7:08.957	4	15:41:20.077	L. DELÉTRAZ	15:42:36.349	L. DELÉTRAZ	1:16.272	4:50.974
34	Inter Europol Competition Oreca 07 - Gibson LMP2						5	16:19:03.516	L. DELÉTRAZ	16:19:42.362	L. DELÉTRAZ	38.846	5:29.820
1	13:26:04.775	J. SMIECHOWSKI	13:27:11.715	J. SMIECHOWSKI	1:06.940	1:06.940	6	16:34:45.251	L. DELÉTRAZ	16:36:03.556	R. KUBICA	1:18.305	6:48.125
2	13:50:57.110	J. SMIECHOWSKI	13:51:47.856	F. SCHERER	50.746	1:57.686	7	17:08:34.231	R. KUBICA	17:09:36.873	R. KUBICA	1:02.642	7:50.767
3	14:40:21.650	F. SCHERER	14:41:53.605	F. SCHERER	1:31.955	3:29.641	8	17:56:04.087	R. KUBICA	17:57:25.355	L. DELÉTRAZ	1:21.268	9:12.035
4	15:01:25.196	F. SCHERER	15:02:17.432	F. SCHERER	52.236	4:21.877	9	18:32:04.187	L. DELÉTRAZ	18:32:45.506	L. DELÉTRAZ	41.319	9:53.354
5	15:44:13.672	F. SCHERER	15:45:31.807	A. COSTA	1:18.135	5:40.012	50	Ferrari AF Corse Ferrari 499P HYPERCAR H					
6	16:34:46.750	A. COSTA	16:36:08.790	A. COSTA	1:22.040	7:02.052	1	13:12:34.793	N. NIELSEN	13:13:30.904	N. NIELSEN	56.111	56.111
7	16:59:52.245	A. COSTA	17:00:46.999	F. SCHERER	54.754	7:56.806	2	14:10:13.800	N. NIELSEN	14:11:22.963	N. NIELSEN	1:09.163	2:05.274
8	17:19:51.565	F. SCHERER	17:20:25.083	F. SCHERER	33.518	8:30.324	3	15:19:44.959	N. NIELSEN	15:21:09.157	M. MOLINA	1:24.198	3:29.472
9	17:27:53.150	F. SCHERER	17:28:40.205	F. SCHERER	47.055	9:17.379	4	16:11:21.166	M. MOLINA	16:11:44.596	M. MOLINA	23.430	3:52.902
10	18:07:50.257	F. SCHERER	18:09:13.485	A. COSTA	1:23.228	10:40.607	5	16:15:51.504	M. MOLINA	16:17:10.660	M. MOLINA	1:19.156	5:12.058
35	Alpine Elf Team Oreca 07 - Gibson LMP2						6	17:06:31.023	M. MOLINA	17:07:44.778	A. FUOCO	1:13.755	6:25.813
1	13:32:25.528	M. ROJAS	13:33:32.370	M. ROJAS	1:06.842	1:06.842	51	Ferrari AF Corse Ferrari 499P HYPERCAR H					
2	13:46:56.110	M. ROJAS	13:47:53.998	A. NEGRÃO	57.888	2:04.730	1	13:14:48.454	A. GIOVINAZZI	13:15:47.549	A. GIOVINAZZI	59.095	59.095
3	14:37:49.566	A. NEGRÃO	14:38:27.786	A. NEGRÃO	38.220	2:42.950	2	14:12:22.331	A. GIOVINAZZI	14:13:31.092	A. GIOVINAZZI	1:08.761	2:07.856
4	14:40:44.708	A. NEGRÃO	14:41:50.575	A. NEGRÃO	1:05.867	3:48.817	3	15:06:11.414	A. GIOVINAZZI	15:06:52.029	A. GIOVINAZZI	40.615	2:48.471
5	15:24:14.181	A. NEGRÃO	15:25:43.937	O. CALDWELL	1:29.756	5:18.573	4	15:09:16.873	A. GIOVINAZZI	15:10:51.202	A. PIER GUIDI	1:34.329	4:22.800
6	16:03:57.201	O. CALDWELL	16:05:13.844	O. CALDWELL	1:16.643	6:35.216	5	16:05:20.853	A. PIER GUIDI	16:06:31.057	A. PIER GUIDI	1:10.204	5:33.004
7	16:50:10.257	O. CALDWELL	16:51:18.681	O. CALDWELL	1:08.424	7:43.640	6	17:08:44.337	A. PIER GUIDI	17:09:29.732	A. PIER GUIDI	45.395	6:18.399
8	17:27:48.660	O. CALDWELL	17:29:01.968	A. NEGRÃO	1:13.308	8:56.948	7	17:27:38.851	A. PIER GUIDI	17:29:04.460	J. CALADO	1:25.609	7:44.008
9	18:06:15.424	A. NEGRÃO	18:07:24.711	A. NEGRÃO	1:09.287	10:06.235	8	17:59:08.589	J. CALADO	18:00:02.324	J. CALADO	53.735	8:37.743
36	Alpine Elf Team Oreca 07 - Gibson LMP2						54	AF Corse Ferrari 488 GTE Evo LMGT E Am					
1	13:32:06.070	J. CANAL	13:33:13.585	J. CANAL	1:07.515	1:07.515	1	14:01:44.917	T. FLOHR	14:02:39.368	T. FLOHR	54.451	54.451
2	14:10:56.819	J. CANAL	14:12:16.340	C. MILESI	1:19.521	2:27.036	2	14:42:50.741	T. FLOHR	14:44:04.229	F. CASTELLACCI	1:13.488	2:07.939
3	14:44:57.366	C. MILESI	14:45:20.689	C. MILESI	23.323	2:50.359	3	15:50:13.377	F. CASTELLACCI	15:51:34.573	F. CASTELLACCI	1:21.196	3:29.135
4	14:58:22.388	C. MILESI	14:59:28.847	C. MILESI	1:06.459	3:56.818	4	16:09:10.062	F. CASTELLACCI	16:09:33.442	F. CASTELLACCI	23.380	3:52.515



FIA WEC 6 Hours of Spa-Francorchamps Race

Pit Stop Analysis

No	In Time	In Driver	Out Time	Out Driver	Pit Time	T. Pit Time	No	In Time	In Driver	Out Time	Out Driver	Pit Time	T. Pit Time	
57	Kessel Racing Ferrari 488 GTE Evo LMGTE Am							86	GR Racing Porsche 911 RSR - 19 LMGTE Am					
1	13:21:23.561	T. KIMURA	13:22:29.174	S. HUFFAKER	1:05.613	1:05.613	1	14:01:01.632	M. WAINWRIGHT	14:02:15.106	M. WAINWRIGHT	1:13.474	1:13.474	
2	14:34:05.570	S. HUFFAKER	14:34:59.569	S. HUFFAKER	53.999	1:59.612	2	14:40:16.952	M. WAINWRIGHT	14:41:29.039	R. PERA	1:12.087	2:25.561	
3	14:40:35.129	S. HUFFAKER	14:42:31.746	T. KIMURA	1:56.617	3:56.229	3	15:40:45.965	R. PERA	15:42:07.987	R. PERA	1:22.022	3:47.583	
4	15:52:26.325	T. KIMURA	15:53:53.637	S. HUFFAKER	1:27.312	5:23.541	4	16:06:46.518	R. PERA	16:12:03.917	R. PERA	5:17.399	9:04.982	
5	16:57:56.302	S. HUFFAKER	16:59:17.449	D. SERRA	1:21.147	6:44.688	5	16:51:22.959	R. PERA	16:52:32.916	B. BARKER	1:09.957	10:14.939	
6	18:02:05.896	D. SERRA	18:03:20.291	D. SERRA	1:14.395	7:59.083	6	18:00:12.271	B. BARKER	18:01:49.120	B. BARKER	1:36.849	11:51.788	
60	Iron Lynx Porsche 911 RSR - 19 LMGTE Am							88	Proton Competition Porsche 911 RSR - 19 LMGTE Am					
1	14:05:19.605	C. SCHIAVONI	14:06:42.404	M. CRESSONI	1:22.799	1:22.799	1	13:58:58.697	R. HARDWICK	13:59:56.932	R. HARDWICK	58.235	58.235	
2	15:22:59.313	M. CRESSONI	15:24:11.391	C. SCHIAVONI	1:12.078	2:34.877	2	14:42:57.053	R. HARDWICK	14:44:11.916	Z. ROBICHON	1:14.863	2:13.098	
3	15:51:15.300	C. SCHIAVONI	15:52:42.701	M. CRESSONI	1:27.401	4:02.278	3	15:50:00.855	Z. ROBICHON	15:51:23.738	Z. ROBICHON	1:22.883	3:35.981	
4	17:02:57.280	M. CRESSONI	17:04:21.476	A. PICARIELLO	1:24.196	5:26.474	4	16:48:43.606	Z. ROBICHON	16:49:59.555	H. TINCKNELL	1:15.949	4:51.930	
5	18:04:43.350	A. PICARIELLO	18:05:49.850	A. PICARIELLO	1:06.500	6:32.974	5	17:50:53.131	H. TINCKNELL	17:52:11.762	H. TINCKNELL	1:18.631	6:10.561	
63	Prema Racing Oreca 07 - Gibson LMP2							93	Peugeot TotalEnergies Peugeot 9X8 HYPERCAR H					
1	13:25:49.000	D. PIN	13:27:02.220	D. PIN	1:13.220	1:13.220	1	13:12:40.794	P. DI RESTA	13:14:13.202	P. DI RESTA	1:32.408	1:32.408	
2	14:05:50.514	D. PIN	14:07:18.406	D. KVIAT	1:27.892	2:41.112	2	14:10:25.404	P. DI RESTA	14:11:50.243	M. JENSEN	1:24.839	2:57.247	
3	14:53:34.050	D. KVIAT	14:54:42.851	D. KVIAT	1:08.801	3:49.913	3	15:20:14.018	M. JENSEN	15:21:31.856	M. JENSEN	1:17.838	4:15.085	
4	15:37:01.176	D. KVIAT	15:38:34.221	M. BORTOLOTTI	1:33.045	5:22.958	4	16:14:34.297	M. JENSEN	16:16:17.261	P. DI RESTA	1:42.964	5:58.049	
5	16:16:36.608	M. BORTOLOTTI	16:17:57.722	M. BORTOLOTTI	1:21.114	6:44.072	5	17:27:37.733	P. DI RESTA	17:29:00.036	J. VERGNE	1:22.303	7:20.352	
6	17:03:01.219	M. BORTOLOTTI	17:04:11.522	M. BORTOLOTTI	1:10.303	7:54.375	6	18:19:04.932	J. VERGNE	18:19:59.246	J. VERGNE	54.314	8:14.666	
7	17:49:24.242	M. BORTOLOTTI	17:50:52.861	D. KVIAT	1:28.619	9:22.994								
8	18:14:50.868	D. KVIAT	18:18:22.150	D. KVIAT	3:31.282	12:54.276								
9	18:20:32.013	D. KVIAT	18:21:31.340	D. KVIAT	59.327	13:53.603								
77	Dempsey - Proton Racing Porsche 911 RSR - 19 LMGTE Am							94	Peugeot TotalEnergies Peugeot 9X8 HYPERCAR H					
1	13:26:12.015	C. RIED	13:27:17.783	C. RIED	1:05.768	1:05.768	1	13:12:46.091	G. MENEZES	13:13:47.352	G. MENEZES	1:01.261	1:01.261	
2	14:40:17.754	C. RIED	14:41:35.496	M. PEDERSEN	1:17.742	2:23.510	2	14:10:02.813	G. MENEZES	14:11:26.051	L. DUVAL	1:23.238	2:24.499	
3	15:47:40.382	M. PEDERSEN	15:49:04.726	M. PEDERSEN	1:24.344	3:47.854	3	15:18:07.019	L. DUVAL	15:21:19.357	L. DUVAL	3:12.338	5:36.837	
4	16:46:28.488	M. PEDERSEN	16:47:44.898	J. ANDLAUER	1:16.410	5:04.264	4	16:12:33.018	L. DUVAL	16:13:58.060	N. MÜLLER	1:25.042	7:01.879	
5	17:48:38.521	J. ANDLAUER	17:49:55.765	J. ANDLAUER	1:17.244	6:21.508	5	17:27:36.998	N. MÜLLER	17:28:45.492	N. MÜLLER	1:08.494	8:10.373	
							6	18:18:13.586	N. MÜLLER	18:19:07.830	N. MÜLLER	54.244	9:04.617	
83	Richard Mille AF Corse Ferrari 488 GTE Evo LMGTE Am							98	Northwest AMR Aston Martin Vantage AMR LMGTE Am					
1	13:52:30.472	L. PEREZ COMBANI	13:53:51.840	L. PEREZ COMBANI	1:21.368	1:21.368	1	13:51:03.395	I. JAMES	13:52:21.594	I. JAMES	1:18.199	1:18.199	
2	14:40:23.770	L. PEREZ COMBANI	14:41:47.385	L. WADOUX	1:23.615	2:44.983	2	14:47:39.397	I. JAMES	14:48:55.101	D. MANCINELLI	1:15.704	2:33.903	
3	15:47:36.490	L. WADOUX	15:48:58.730	L. WADOUX	1:22.240	4:07.223	3	15:53:12.392	D. MANCINELLI	15:54:34.225	D. MANCINELLI	1:21.833	3:55.736	
4	16:46:19.998	L. WADOUX	16:47:33.096	A. ROVERA	1:13.098	5:20.321	4	16:53:41.297	D. MANCINELLI	16:55:03.110	A. RIBERAS	1:21.813	5:17.549	
5	17:48:09.543	A. ROVERA	17:49:27.841	A. ROVERA	1:18.298	6:38.619	5	17:48:48.834	A. RIBERAS	17:50:02.652	A. RIBERAS	1:13.818	6:31.367	
85	Iron Dames Porsche 911 RSR - 19 LMGTE Am							708	Glickenhau Racing Glickenhau 007 HYPERCAR					
1	13:49:48.670	S. BOVY	13:51:09.549	S. BOVY	1:20.879	1:20.879	1	13:51:22.139	R. DUMAS	13:53:03.719	F. MAILLEUX	1:41.580	1:41.580	
2	14:40:18.407	S. BOVY	14:41:31.229	R. FREY	1:12.822	2:33.701	2	14:57:46.490	F. MAILLEUX	14:58:55.579	F. MAILLEUX	1:09.089	2:50.669	
3	15:47:45.377	R. FREY	15:49:11.775	R. FREY	1:26.398	4:00.099	3	15:56:36.581	F. MAILLEUX	15:58:02.532	O. PLA	1:25.951	4:16.620	
4	16:51:06.187	R. FREY	16:52:26.595	M. GATTING	1:20.408	5:20.507	4	17:03:00.813	O. PLA	17:04:25.649	O. PLA	1:24.836	5:41.456	
5	17:53:13.433	M. GATTING	17:54:22.212	M. GATTING	1:08.779	6:29.286	5	18:04:01.995	O. PLA	18:05:09.676	O. PLA	1:07.681	6:49.137	
777	D'Station Racing Aston Martin Vantage AMR LMGTE Am													
1	13:45:00.596	T. FUJII	13:46:25.791	T. FUJII	1:25.195	1:25.195								



FIA WEC 6 Hours of Spa-Francorchamps Race

Pit Stop Analysis

No	In Time	In Driver	Out Time	Out Driver	Pit Time	T. Pit Time	No	In Time	In Driver	Out Time	Out Driver	Pit Time	T. Pit Time
2	14:47:19.140	T. FUJII	14:47:48.759	T. FUJII	29.619	1:54.814							
3	14:57:02.698	T. FUJII	14:58:34.039	S. HOSHINO	1:31.341	3:26.155							
4	16:04:29.178	S. HOSHINO	16:06:02.090	S. HOSHINO	1:32.912	4:59.067							
5	16:58:37.947	S. HOSHINO	17:00:23.935	C. STEVENSON	1:45.988	6:45.055							
6	17:55:36.345	C. STEVENSON	17:56:56.456	C. STEVENSON	1:20.111	8:05.166							