


Porsche Carrera Cup Germany 6 Hours of Spa-Francorchamps Free Practice

Sector Analysis

— Invalidated Lap ■ Personal Best ■ Session Best B Crossing the pit lane

Lap	Time	Sector 1	Sector 2	Sector 3	Kph	Elapsed	Lap	Time	Sector 1	Sector 2	Sector 3	Kph	Elapsed
4 Georgi DONCHEV BGR							Porsche 911 GT3 Cup (Type 992)						
ProfilDoors by Huber Racing													
1	3:11.479	1:16.713	1:11.223	43.543	129.4	3:11.479	10	2:24.156	40.447	1:06.420	37.289	174.9	31:34.426
2	2:25.026	40.774	1:06.476	37.776	173.9	5:36.505	11	2:23.803	40.122	1:06.545	37.136	175.3	33:58.229
3	2:23.838	40.684	1:06.106	37.048	175.3	8:00.343	12	2:31.007 B	40.137	1:07.146	43.724	167.0	36:29.236
4	2:26.364	40.444	1:07.114	38.806	172.3	10:26.707	13	14:47.541	...	1:16.060	47.111	28.4	51:16.777
5	2:24.890	40.716	1:06.851	37.323	174.0	12:51.597	14	2:30.722	42.710	1:09.112	38.900	167.3	53:47.499
6	2:25.446	40.657	1:07.165	37.624	173.4	15:17.043	15	2:21.100	39.696	1:05.090	36.314	178.7	56:08.599
7	2:24.802	40.442	1:06.956	37.404	174.1	17:41.845	16	2:21.819	39.804	1:05.381	36.634	177.8	58:30.418
8	2:33.436 B	41.141	1:07.703	44.592	164.3	20:15.281	17	2:22.162	39.667	1:05.692	36.803	177.4	1:00:52.580
9	7:08.261	5:19.767	1:07.788	40.706	58.9	27:23.542							
10	2:30.709	41.498	1:11.322	37.889	167.3	29:54.251							
11	2:26.767	40.816	1:08.404	37.547	171.8	32:21.018							
12	2:26.408	40.718	1:07.824	37.866	172.2	34:47.426							
13	2:34.200 B	41.190	1:07.428	45.582	163.5	37:21.626							
14	9:09.644	7:13.986	1:11.010	44.648	45.9	46:31.270							
15	2:37.080	42.912	1:11.299	42.869	160.5	49:08.350							
16	2:24.391	40.661	1:06.776	36.954	174.6	51:32.741							
17	2:23.485	40.368	1:06.213	36.904	175.7	53:56.226							
18	2:24.315	40.298	1:06.727	37.290	174.7	56:20.541							
19	2:26.440	40.399	1:06.751	39.290	172.2	58:46.981							
20	2:27.732	40.679	1:06.886	40.167	170.7	1:01:14.713							
5 Sören SPRENG DEU							Porsche 911 GT3 Cup (Type 992)						
GP Elite													
1	3:23.036	1:27.924	1:12.619	42.493	122.0	3:23.036	10	2:26.527	40.593	1:07.688	38.246	172.1	10:06.102
2	2:26.890	41.299	1:07.891	37.700	171.7	5:49.926	11	2:26.527	40.593	1:07.688	38.246	172.1	10:06.102
3	2:24.165	40.474	1:06.750	36.941	174.9	8:14.091	12	2:24.987	40.934	1:06.557	37.496	173.9	12:31.089
4	2:24.564	40.447	1:06.973	37.144	174.4	10:38.655	13	5:18.024 B	41.007	1:06.816	3:30.201	79.3	17:49.113
5	2:25.406	40.389	1:07.391	37.626	173.4	13:04.061	14	2:26.527	40.593	1:07.688	38.246	172.1	10:06.102
6	2:33.577 B	40.664	1:07.128	45.785	164.2	15:37.638	15	2:26.527	40.593	1:07.688	38.246	172.1	10:06.102
7	6:55.180	5:08.386	1:07.802	38.992	60.7	22:32.818	16	2:26.527	40.593	1:07.688	38.246	172.1	10:06.102
8	2:26.682	40.959	1:08.128	37.595	171.9	24:59.500	17	2:26.527	40.593	1:07.688	38.246	172.1	10:06.102
9	2:26.378	40.635	1:07.192	38.551	172.3	27:25.878	18	12:53.660 B	40.315	1:05.957	...	32.6	1:01:20.874
10	2:26.436	40.693	1:08.452	37.291	172.2	29:52.314							
11	2:25.778	40.368	1:07.846	37.564	173.0	32:18.092							
12	2:35.115 B	40.960	1:07.938	46.217	162.6	34:53.207							
13	12:08.091	...	1:14.842	38.831	34.6	47:01.298							
14	2:24.823	40.818	1:06.848	37.157	174.1	49:26.121							
15	2:23.572	40.041	1:06.338	37.193	175.6	51:49.693							
16	2:23.488	40.098	1:06.498	36.892	175.7	54:13.181							
17	2:24.432	40.127	1:06.982	37.323	174.6	56:37.613							
18	2:25.684	40.106	1:07.048	38.530	173.1	59:03.297							
19	2:25.460	40.388	1:07.044	38.028	173.3	1:01:28.757							
6 Vincent ANDRONACO DEU							Porsche 911 GT3 Cup (Type 992)						
Allied-Racing													
1	4:55.657	3:00.200	1:13.096	42.361	83.8	4:55.657	10	2:24.131	39.974	1:06.531	37.626	174.9	12:28.085
2	2:21.233	39.801	1:04.974	36.458	178.5	7:16.890	11	2:33.212 B	40.275	1:06.070	46.867	164.6	15:01.297
3	2:22.732	39.684	1:06.459	36.589	176.7	9:39.622	12	5:02.516	3:13.802	1:06.668	42.046	83.3	20:03.813
4	2:33.278 B	39.878	1:05.781	47.619	164.5	12:12.900	13	7:24.137	40.035	1:06.703	37.399	174.9	22:27.950
5	7:23.152	5:38.609	1:07.319	37.224	56.9	19:36.052	14	2:23.919	40.310	1:06.537	37.072	175.2	24:51.869
6	2:23.240	40.178	1:06.168	36.894	176.0	21:59.292	15	2:23.879	40.200	1:06.559	37.120	175.2	27:15.748
7	2:23.509	40.192	1:06.220	37.097	175.7	24:22.801	16	2:24.165	39.983	1:06.993	37.189	174.9	29:39.913
8	2:23.837	40.322	1:06.266	37.249	175.3	26:46.638	17	2:24.877	40.765	1:07.070	37.042	174.0	32:04.790
9	2:23.632	40.149	1:06.357	37.126	175.5	29:10.270	18	2:23.948	40.130	1:06.854	36.964	175.2	34:28.738
							19	2:25.050	40.117	1:07.479	37.454	173.8	36:53.788
							20	2:34.104 B	40.396	1:07.020	46.688	163.6	39:27.892
							21	5:14.815	3:20.339	1:14.050	40.426	80.1	44:42.707
							22	2:30.171	42.081	1:08.368	39.722	167.9	47:12.878
							23	2:21.502	40.014	1:05.223	36.265	178.2	49:34.380
							24	2:21.944	39.674	1:05.977	36.293	177.6	51:56.324
							25	2:32.498 B	40.672	1:05.901	45.925	165.3	54:28.822
7 Jasin FERATI CHE							Porsche 911 GT3 Cup (Type 992)						
Fach Auto Tech													
1	2:52.080	1:01.579	1:09.365	41.136	144.0	2:52.080	10	2:24.156	40.447	1:06.420	37.289	174.9	31:34.426
2	2:24.490	40.795	1:06.398	37.297	174.5	5:16.570	11	2:23.803	40.122	1:06.545	37.136	175.3	33:58.229
3	2:23.005	40.511	1:05.734	36.760	176.3	7:39.575	12	2:31.007 B	40.137	1:07.146	43.724	167.0	36:29.236
4	2:26.527	40.593	1:07.688	38.246	172.1	10:06.102	13	14:47.541	...	1:16.060	47.111	28.4	51:16.777
5	2:24.987	40.934	1:06.557	37.496	173.9	12:31.089	14	2:30.722	42.710	1:09.112	38.900	167.3	53:47.499
6	5:18.024 B	41.007	1:06.816	3:30.201	79.3	17:49.113	15	2:21.100	39.696	1:05.090	36.314	178.7	56:08.599
7	2:26.527	40.593	1:07.688	38.246	172.1	10:06.102	16	2:21.819	39.804	1:05.381	36.634	177.8	58:30.418
8	2:26.535	41.410	1:07.390	37.735	172.1	23:11.693	17	2:22.162	39.667	1:05.692	36.803	177.4	1:00:52.580
9	2:26.751	41.221	1:07.943	37.587	171.8	25:38.444							
10	2:26.150	40.867	1:07.802	37.481	172.5	28:04.594							
11	2:25.913	41.160	1:07.127	37.626	172.8	30:30.507							
12	2:27.256	41.041	1:07.451	38.764	171.2	32:57.763							
13	2:26.348	41.189	1:07.404	37.755	172.3	35:24.111							
14	5:19.249 B	41.030	1:08.962	3:29.257	79.0	40:43.360							
15	2:48.378	59.690	1:10.488	38.200	149.7	43:31.738							
16	2:31.111	41.112	1:07.610	42.389	166.9	46:02.849							
17	2:24.365	41.248	1:05.854	37.263	174.7	48:27.214							
18	12:53.660 B	40.315	1:05.957	...	32.6	1:01:20.874							
8 Alexander FACH CHE							Porsche 911 GT3 Cup (Type 992)						
Fach Auto Tech													
1	5:17.828	3:22.476	1:16.129	39.223	78.0	5:17.828	10	2:24.131	39.974	1:06.531	37.626	174.9	12:28.085
2	2:23.813	40.506	1:05.769	37.538	175.3	7:41.641	11	2:33.212 B	40.275	1:06.070	46.867	164.6	15:01.297
3	2:22.313	39.939	1:05.750	36.624	177.2	10:03.954	12	5:02.516	3:13.802	1:06.668	42.046	83.3	20:03.813
4	2:24.131	39.974	1:06.531	37.626	174.9	12:28.085	13	7:24.137	40.035	1:06.703	37.399	174.9	22:27.950
5	2:33.212 B	40.275	1:06.070	46.867	164.6	15:01.297	14	2:23.919	40.310	1:06.537	37.072	175.2	24:51.869
6	5:02.516	3:13.802	1:06.668	42.046	83.3	20:03.813	15	2:23.879	40.200	1:06.559	37.120	175.2	27:15.748
7	2:24.137	40.035	1:06.703	37.399	174.9	22:27.950	16	2:24.165	39.983	1:06.993	37.189	174.9	29:39.913
8	2:23.919	40.310	1:06.537	37.072	175.2	24:51.869	17	2:24.877	40.765	1:07.070	37.042	174.0	32:04.790
9	2:23.879	40.200	1:06.559	37.120	175.2	27:15.748	18	2:23.948	40.130	1:06.854	36.964	175.2	34:28.738
10	2:24.165	39.983	1:06.993	37.189	174.9	29:39.913	19	2:25.050	40.117	1:07.479	37.454	173.8	36:53.788
11	2:24.877	40.765	1:07.070	37.042	174.0	32:04.790	20	2:34.104 B	40.396	1:07.020	46.688	163.6	39:27.892
12	2:23.948	40.130	1:06.854	36.964	175.2	34:28.738	21	5:14.815	3:20.339	1:14.050	40.426	80.1	44:42.707
13													



Porsche Carrera Cup Germany 6 Hours of Spa-Francorchamps Free Practice

Sector Analysis

— Invalidated Lap ■ Personal Best ■ Session Best B Crossing the pit lane

Lap	Time	Sector 1	Sector 2	Sector 3	Kph	Elapsed	Lap	Time	Sector 1	Sector 2	Sector 3	Kph	Elapsed
4	2:23.378	40.112	1:06.125	37.141	175.9	10:27.456	19	2:32.384 B	39.648	1:08.705	44.031	165.5	54:24.259
5	2:33.731 B	40.358	1:07.897	45.476	164.0	13:01.187	19 Harry KING GBR						
6	4:48.742	3:02.785	1:08.078	37.879	87.3	17:49.929	Allied-Racing Porsche 911 GT3 Cup (Type 992)						
7	2:25.237	40.528	1:06.978	37.731	173.6	20:15.166	1	2:42.108	51.473	1:10.774	39.861	152.8	2:42.108
8	2:33.905 B	40.633	1:07.424	45.848	163.8	22:49.071	2	2:21.346	40.181	1:04.830	36.335	178.4	5:03.454
9	6:35.200	4:50.200	1:07.355	37.645	63.8	29:24.271	3	2:21.255	39.562	1:05.243	36.450	178.5	7:24.709
10	2:25.498	40.744	1:07.297	37.457	173.3	31:49.769	4	2:21.765	39.793	1:05.387	36.585	177.9	9:46.474
11	2:31.299 B	40.470	1:06.736	44.093	166.7	34:21.068	5	2:32.560 B	39.854	1:06.765	45.941	165.3	12:19.034
12	7:13.264	5:19.580	1:13.107	40.577	58.2	41:34.332	6	6:22.765	4:31.330	1:11.307	40.128	65.9	18:41.799
13	2:27.072	41.717	1:07.790	37.565	171.4	44:01.404	7	2:24.514	40.565	1:06.513	37.436	174.5	21:06.313
14	2:22.900	40.302	1:05.859	36.739	176.4	46:24.304	8	2:23.681	40.412	1:06.382	36.887	175.5	23:29.994
15	2:21.802	40.007	1:05.191	36.604	177.8	48:46.106	9	2:23.119	40.081	1:06.188	36.850	176.2	25:53.113
16	2:21.632	39.917	1:05.371	36.344	178.0	51:07.738	10	2:23.359	40.410	1:06.018	36.931	175.9	28:16.472
17	2:23.133	39.866	1:06.353	36.914	176.2	53:30.871	11	2:25.367	40.166	1:07.921	37.280	173.5	30:41.839
18	2:23.236	40.022	1:06.127	37.087	176.0	55:54.107	12	2:23.514	39.981	1:06.378	37.155	175.7	33:05.353
19	2:27.278	40.254	1:07.968	39.056	171.2	58:21.385	13	2:28.502	40.001	1:08.261	40.240	169.8	35:33.855
20	2:36.234 B	43.018	1:08.885	44.331	161.4	1:00:57.619	14	2:23.897	40.291	1:06.489	37.117	175.2	37:57.752


13 Alexander TAUSCHER DEU						
Huber Racing Porsche 911 GT3 Cup (Type 992)						
1	3:28.594	1:32.031	1:13.468	43.095	118.8	3:28.594
2	2:40.085	43.809	1:10.036	46.240	157.5	6:08.679
3	2:22.242	40.356	1:05.173	36.713	177.3	8:30.921
4	2:31.286	40.322	1:05.729	45.235	166.7	11:02.207
5	2:22.923	40.166	1:05.729	37.028	176.4	13:25.130
6	2:32.790 B	40.527	1:07.812	44.451	165.0	15:57.920
7	11:05.747	9:21.773	1:06.577	37.397	37.9	27:03.667
8	2:24.214	40.441	1:06.380	37.393	174.8	29:27.881
9	2:26.928	40.459	1:07.017	39.452	171.6	31:54.809
10	2:31.186 B	40.444	1:06.614	44.128	166.8	34:25.995
11	12:03.981	...	1:11.288	45.807	34.8	46:29.976
12	2:23.976	41.438	1:05.956	36.582	175.1	48:53.952
13	2:21.440	39.905	1:04.933	36.602	178.3	51:15.392
14	2:27.098	39.759	1:05.535	41.804	171.4	53:42.490
15	2:22.858	40.052	1:05.916	36.890	176.5	56:05.348
16	2:30.211 B	40.144	1:06.054	44.013	167.9	58:35.559

14 Morris SCHURING NLD						
Fach Auto Tech Porsche 911 GT3 Cup (Type 992)						
1	2:50.687	58.503	1:10.455	41.729	145.1	2:50.687
2	2:21.756	40.076	1:05.173	36.507	177.9	5:12.443
3	2:21.129	39.605	1:05.224	36.300	178.7	7:33.572
4	2:31.435 B	40.283	1:05.272	45.880	166.5	10:05.007
5	5:10.054	3:13.940	1:12.398	43.716	81.3	15:15.061
6	2:23.277	40.527	1:05.894	36.856	176.0	17:38.338
7	2:22.830	40.087	1:05.954	36.789	176.5	20:01.168
8	2:25.474	40.482	1:06.934	38.058	173.3	22:26.642
9	2:23.580	40.331	1:06.282	36.967	175.6	24:50.222
10	2:23.466	40.263	1:06.362	36.841	175.7	27:13.688
11	2:24.941	40.253	1:07.516	37.172	174.0	29:38.629
12	2:23.065	40.104	1:06.022	36.939	176.2	32:01.694
13	2:23.627	40.118	1:06.440	37.069	175.6	34:25.321
14	2:32.331 B	40.396	1:06.314	45.621	165.5	36:57.652
15	7:41.941	5:46.308	1:15.291	40.342	54.6	44:39.593
16	2:31.334	41.392	1:08.150	41.792	166.6	47:10.927
17	2:20.511	40.042	1:04.474	35.995	179.4	49:31.438
18	2:20.437	39.635	1:04.650	36.152	179.5	51:51.875

19 Harry KING GBR						
Allied-Racing Porsche 911 GT3 Cup (Type 992)						
1	2:42.108	51.473	1:10.774	39.861	152.8	2:42.108
2	2:21.346	40.181	1:04.830	36.335	178.4	5:03.454
3	2:21.255	39.562	1:05.243	36.450	178.5	7:24.709
4	2:21.765	39.793	1:05.387	36.585	177.9	9:46.474
5	2:32.560 B	39.854	1:06.765	45.941	165.3	12:19.034
6	6:22.765	4:31.330	1:11.307	40.128	65.9	18:41.799
7	2:24.514	40.565	1:06.513	37.436	174.5	21:06.313
8	2:23.681	40.412	1:06.382	36.887	175.5	23:29.994
9	2:23.119	40.081	1:06.188	36.850	176.2	25:53.113
10	2:23.359	40.410	1:06.018	36.931	175.9	28:16.472
11	2:25.367	40.166	1:07.921	37.280	173.5	30:41.839
12	2:23.514	39.981	1:06.378	37.155	175.7	33:05.353
13	2:28.502	40.001	1:08.261	40.240	169.8	35:33.855
14	2:23.897	40.291	1:06.489	37.117	175.2	37:57.752
15	2:33.722 B	42.297	1:06.594	44.831	164.0	40:31.474
16	9:48.417	7:51.341	1:15.799	41.277	42.9	50:19.891
17	2:29.170	41.683	1:08.635	38.852	169.0	52:49.061
18	2:21.105	39.913	1:04.838	36.354	178.7	55:10.166
19	2:20.948	39.779	1:04.872	36.297	178.9	57:31.114
20	2:26.629	39.739	1:08.258	38.632	172.0	59:57.743
21	2:32.752 B	40.247	1:05.897	46.608	165.1	1:02:30.495

22 Matteo FERRER-AZA CHE						
Scherer Sport PHX Porsche 911 GT3 Cup (Type 992)						
1	3:04.453	1:12.530	1:12.965	38.958	134.3	3:04.453
2	2:25.765	41.225	1:07.091	37.449	173.0	5:30.218
3	2:24.777	40.618	1:06.922	37.237	174.2	7:54.995
4	2:34.775 B	41.253	1:07.582	45.940	162.9	10:29.770
5	5:26.669	3:39.258	1:09.371	38.040	77.2	15:56.439
6	2:27.408	41.020	1:07.550	38.838	171.1	18:23.847
7	2:26.357	41.266	1:07.448	37.643	172.3	20:50.204
8	2:25.623	40.902	1:07.280	37.441	173.1	23:15.827
9	2:37.387 B	42.181	1:09.322	45.884	160.2	25:53.214
10	5:02.254	3:12.171	1:09.372	40.711	83.4	30:55.468
11	2:28.633	41.171	1:08.691	38.771	169.6	33:24.101
12	2:27.375	41.673	1:07.873	37.829	171.1	35:51.476
13	2:26.349	40.847	1:07.581	37.921	172.3	38:17.825
14	2:26.838	41.158	1:07.568	38.112	171.7	40:44.663
15	2:25.593	40.872	1:07.220	37.501	173.2	43:10.256
16	2:41.251 B	42.882	1:10.691	47.678	156.4	45:51.507
17	7:42.842	5:50.947	1:09.751	42.144	54.5	53:34.349
18	2:28.154	41.048	1:08.432	38.674	170.2	56:02.503
19	2:26.036	40.662	1:07.610	37.764	172.7	58:28.539
20	2:31.687	40.893	1:10.104	40.690	166.2	1:01:00.226

23 Lukas ERTL DEU						
HP Racing Int. with Huber Porsche 911 GT3 Cup (Type 992)						
1	2:49.023	56.988	1:10.306	41.729	146.6	2:49.023
2	2:24.173	40.374	1:06.048	37.751	174.9	5:13.196
3	2:24.150	40.197	1:06.812	37.141	174.9	7:37.346
4	2:24.000	40.276	1:06.407	37.317	175.1	10:01.346
5	2:24.195	40.384	1:06.636	37.175	174.9	12:25.541
6	2:24.622	40.400	1:06.732	37.490	174.3	14:50.163



Porsche Carrera Cup Germany 6 Hours of Spa-Francorchamps Free Practice

Sector Analysis

— Invalidated Lap ■ Personal Best ■ Session Best B Crossing the pit lane

Lap	Time	Sector 1	Sector 2	Sector 3	Kph	Elapsed
7	2:24.915	40.458	1:06.913	37.544	174.0	17:15.078
8	<u>2:34.622</u> B	40.507	1:07.090	47.025	163.1	19:49.700
9	5:21.232	3:35.655	1:07.647	37.930	78.5	25:10.932
10	<u>2:25.915</u>	40.734	1:07.580	37.601	172.8	27:36.847
11	2:25.445	40.672	1:07.043	37.730	173.4	30:02.292
12	2:25.755	40.503	1:07.426	37.826	173.0	32:28.047
13	2:26.127	40.509	1:07.431	38.187	172.5	34:54.174
14	2:26.589	40.550	1:07.036	39.003	172.0	37:20.763
15	2:34.078 B	40.650	1:07.392	46.036	163.6	39:54.841
16	9:12.074	7:18.205	1:13.983	39.886	45.7	49:06.915
17	<u>2:25.009</u>	40.506	1:06.899	37.604	173.9	51:31.924
18	<u>2:22.729</u>	40.002	1:05.664	37.063	176.7	53:54.653
19	<u>2:22.381</u>	<u>40.121</u>	<u>1:05.571</u>	<u>36.689</u>	177.1	56:17.034
20	2:34.236 B	40.724	1:07.241	46.271	163.5	58:51.270


24 Loek HARTOG		NLD				
Team GP Elite		Porsche 911 GT3 Cup (Type 992)				
1	4:48.542	2:55.146	1:12.190	41.206	85.9	4:48.542
2	<u>2:21.167</u>	<u>39.702</u>	<u>1:05.090</u>	36.375	178.6	7:09.709
3	<u>2:21.841</u>	39.724	1:05.387	36.730	177.8	9:31.550
4	2:32.245 B	40.436	1:07.774	44.035	165.6	12:03.795
5	5:06.894	3:21.430	1:06.577	38.887	82.2	17:10.689
6	<u>2:23.455</u>	40.138	1:06.354	36.963	175.8	19:34.144
7	<u>2:31.528</u> B	40.314	1:06.436	44.778	166.4	22:05.672
8	5:12.381	3:28.017	1:06.957	37.407	80.7	27:18.053
9	2:24.441	40.503	1:06.642	37.296	174.6	29:42.494
10	2:31.542 B	40.127	1:07.423	43.992	166.4	32:14.036
11	4:14.994	2:31.114	1:06.811	37.069	98.9	36:29.030
12	2:31.224 B	40.502	1:07.026	43.696	166.7	39:00.254
13	4:43.127	2:57.328	1:06.981	38.818	89.1	43:43.381
14	2:30.765 B	40.256	1:06.670	43.839	167.2	46:14.146
15	6:55.121	5:03.625	1:13.089	38.407	60.7	53:09.267
16	3:03.558	50.787	1:19.802	52.969	137.4	56:12.825
17	<u>2:22.840</u>	40.785	1:05.368	<u>36.687</u>	176.5	58:35.665
18	<u>2:21.957</u>	39.662	1:05.515	36.780	177.6	1:00:57.622

25 Larry TEN VOORDE		NLD				
Team GP Elite		Porsche 911 GT3 Cup (Type 992)				
1	2:47.356	55.810	1:10.269	41.277	148.0	2:47.356
2	2:21.477	40.013	1:05.137	36.327	178.2	5:08.833
3	2:21.398	39.941	1:05.131	36.326	178.3	7:30.231
4	2:22.463	<u>39.847</u>	1:05.741	36.875	177.0	9:52.694
5	2:33.775 B	40.204	1:07.885	45.686	164.0	12:26.469
6	6:27.089	4:42.719	1:07.162	37.208	65.1	18:53.558
7	<u>2:32.340</u> B	40.423	1:06.248	45.669	165.5	21:25.898
8	6:57.900	5:13.715	1:06.721	37.464	60.3	28:23.798
9	2:31.865 B	40.325	1:06.804	44.736	166.0	30:55.663
10	5:03.649	3:19.013	1:07.186	37.450	83.0	35:59.312
11	2:32.388 B	40.476	1:06.946	44.966	165.5	38:31.700
12	6:05.161	4:11.149	1:14.271	39.741	69.0	44:36.861
13	2:31.023	41.482	1:07.603	41.938	167.0	47:07.884
14	<u>2:20.817</u>	39.947	<u>1:04.683</u>	<u>36.187</u>	179.1	49:28.701
15	<u>2:30.156</u> B	39.578	1:05.133	45.445	167.9	51:58.857
16	5:25.966	3:43.057	1:06.160	36.749	77.4	57:24.823
17	<u>2:31.214</u> B	39.808	1:05.808	45.598	166.7	59:56.037

27 Ghislain CORDEEL		BEL				
GP Elite		Porsche 911 GT3 Cup (Type 992)				
1	3:19.596	1:22.692	1:12.323	44.581	124.1	3:19.596
2	2:23.234	40.491	1:05.867	36.876	176.0	5:42.830
3	2:22.925	<u>39.917</u>	1:06.134	36.874	176.4	8:05.755
4	2:23.963	40.029	1:06.756	37.178	175.1	10:29.718
5	2:32.737 B	40.365	1:07.508	44.864	165.1	13:02.455
6	6:53.602	5:08.844	1:07.042	37.716	61.0	19:56.057
7	2:27.558	40.612	1:08.514	38.432	170.9	22:23.615
8	<u>2:31.914</u> B	40.476	1:07.413	44.025	166.0	24:55.529
9	<u>5:13.401</u>	3:27.375	1:07.378	38.648	80.5	30:08.930
10	2:25.494	40.447	1:07.353	37.694	173.3	32:34.424
11	<u>2:25.726</u>	40.529	1:07.583	37.614	173.0	35:00.150
12	<u>2:27.633</u>	40.320	1:08.186	39.127	170.8	37:27.783
13	<u>2:33.846</u> B	40.575	1:07.248	46.023	163.9	40:01.629
14	14:40.015	...	1:14.006	45.277	28.7	54:41.644
15	2:39.658	46.517	1:09.370	43.771	157.9	57:21.302
16	2:23.016	40.195	1:05.931	36.890	176.3	59:44.318
17	<u>2:22.594</u>	40.084	<u>1:05.809</u>	<u>36.701</u>	176.8	1:02:06.912

28 Huub VAN EIJDHOVEN		NLD				
Team GP Elite		Porsche 911 GT3 Cup (Type 992)				
1	4:42.042	2:50.826	1:09.542	41.674	87.8	4:42.042
2	<u>2:22.321</u>	40.141	1:05.721	<u>36.459</u>	177.2	7:04.363
3	2:22.491	<u>39.834</u>	1:05.792	36.865	177.0	9:26.854
4	2:30.684 B	39.989	1:06.232	44.463	167.3	11:57.538
5	8:27.382	6:42.985	1:06.787	37.610	49.7	20:24.920
6	<u>2:24.146</u>	40.438	1:06.719	36.989	174.9	22:49.066
7	<u>2:25.418</u>	40.285	1:07.182	37.951	173.4	25:14.484
8	2:32.262 B	40.247	1:06.957	45.058	165.6	27:46.746
9	15:17.691	...	1:15.349	41.698	27.5	43:04.437
10	2:35.183	45.171	1:08.724	41.288	162.5	45:39.620
11	2:26.941	40.313	1:07.900	38.728	171.6	48:06.561
12	2:22.759	40.145	1:06.024	36.590	176.6	50:29.320
13	<u>2:21.774</u>	39.744	<u>1:05.459</u>	36.571	177.8	52:51.094
14	<u>2:22.687</u>	39.822	1:05.985	36.880	176.7	55:13.781
15	<u>2:37.799</u> B	39.960	1:06.162	51.677	159.8	57:51.580

31 Sebastian FREYMUTH		DEU				
Team Huber Racing		Porsche 911 GT3 Cup (Type 992)				
1	3:07.507	1:17.348	1:09.519	40.640	132.1	3:07.507
2	2:23.132	40.135	1:06.128	36.869	176.2	5:30.639
3	2:22.351	39.994	<u>1:05.808</u>	<u>36.549</u>	177.1	7:52.990
4	<u>2:23.440</u>	40.134	1:06.253	37.053	175.8	10:16.430
5	2:24.983	40.463	1:06.912	37.608	173.9	12:41.413
6	<u>2:25.612</u>	40.352	1:07.739	37.521	173.2	15:07.025
7	2:33.870 B	41.077	1:07.552	45.241	163.9	17:40.895
8	5:28.735	3:43.788	1:07.474	37.473	76.7	23:09.630
9	2:24.869	40.458	1:07.105	37.306	174.0	25:34.499
10	2:24.907	40.657	1:06.897	37.353	174.0	27:59.406
11	2:25.429	40.483	1:07.215	37.731	173.4	30:24.835
12	2:33.436 B	40.340	1:08.532	44.564	164.3	32:58.271
13	13:52.499	...	1:09.773	38.409	30.3	46:50.770
14	2:26.370	40.093	1:06.641	39.636	172.3	49:17.140
15	<u>2:22.286</u>	<u>39.789</u>	1:05.858	36.639	177.2	51:39.426
16	2:29.781 B	39.875	1:05.987	43.919	168.3	54:09.207




Porsche Carrera Cup Germany 6 Hours of Spa-Francorchamps Free Practice

Sector Analysis

— Invalidated Lap ■ Personal Best ■ Session Best B Crossing the pit lane

Lap	Time	Sector 1	Sector 2	Sector 3	Kph	Elapsed	Lap	Time	Sector 1	Sector 2	Sector 3	Kph	Elapsed		
34	Theo OEVERHAUS	DEU						10	2:37.628	B	40.851	1:09.521	47.256	160.0	25:07.141
	CarTech Motorsport Bonn	Porsche 911 GT3 Cup (Type 992)						11	5:55.266		4:07.999	1:09.361	37.906	71.0	31:02.407
1	3:48.696	1:40.903	1:22.939	44.854	108.3	3:48.696	12	2:26.961		40.749	1:07.866	38.346	171.6	33:29.368	
2	2:37.110	48.227	1:11.725	37.158	160.5	6:25.806	13	2:26.783		40.918	1:07.802	38.063	171.8	35:56.151	
3	2:22.708	40.656	1:05.457	36.595	176.7	8:48.514	14	2:27.718		40.700	1:07.554	39.464	170.7	38:23.869	
4	2:23.421	40.155	1:06.520	36.746	175.8	11:11.935	15	2:27.123		40.815	1:07.813	38.495	171.4	40:50.992	
5	2:22.973	40.243	1:05.962	36.768	176.4	13:34.908	16	2:35.381	B	40.807	1:07.741	46.833	162.3	43:26.373	
6	2:31.780	B	40.181	1:06.256	45.343	166.1	16:06.688	17	5:02.039		3:07.705	1:12.539	41.795	83.5	48:28.412
7	4:40.754	2:56.516	1:06.828	37.410	89.8	20:47.442	18	2:25.762		41.075	1:07.633	37.054	173.0	50:54.174	
8	2:24.717	40.465	1:06.876	37.376	174.2	23:12.159	19	2:23.126		40.225	1:05.866	37.035	176.2	53:17.300	
9	2:24.402	40.527	1:06.760	37.115	174.6	25:36.561	20	2:23.291		40.274	1:06.096	36.921	176.0	55:40.591	
10	2:30.725	B	40.482	1:06.722	43.521	167.3	28:07.286	21	2:23.708		40.193	1:06.399	37.116	175.5	58:04.299
11	8:47.437	B	6:53.235	1:08.428	45.774	47.8	36:54.723	22	2:24.611		40.150	1:06.648	37.813	174.4	1:00:28.910
12	4:44.669	B	2:51.930	1:08.291	44.448	88.6	41:39.392								
13	10:18.527		8:25.109	1:14.390	39.028	40.8	51:57.919								
14	2:24.577		40.674	1:06.847	37.056	174.4	54:22.496								
15	2:23.728		40.307	1:06.505	36.916	175.4	56:46.224								
16	2:23.495		40.278	1:06.205	37.012	175.7	59:09.719								
17	2:24.193		40.158	1:06.804	37.231	174.9	1:01:33.912								
40	Janne STIAK	DEU													
	ID Racing	Porsche 911 GT3 Cup (Type 992)													
1	2:54.463	1:03.986	1:10.912	39.565	142.0	2:54.463									
2	2:27.063	41.052	1:06.779	39.232	171.5	5:21.526									
3	2:22.725	40.410	1:05.621	36.694	176.7	7:44.251									
4	2:23.359	40.155	1:06.107	37.097	175.9	10:07.610									
5	2:25.837	40.464	1:07.903	37.470	172.9	12:33.447									
6	2:24.514	40.389	1:07.032	37.093	174.5	14:57.961									
7	2:24.746	40.554	1:06.845	37.347	174.2	17:22.707									
8	2:24.739	40.597	1:07.013	37.129	174.2	19:47.446									
9	2:25.984	40.746	1:07.237	38.001	172.7	22:13.430									
10	2:26.080	41.291	1:07.517	37.272	172.6	24:39.510									
11	2:25.587	40.779	1:07.303	37.505	173.2	27:05.097									
12	2:34.417	B	40.828	1:07.822	45.767	163.3	29:39.514								
13	6:41.357		4:49.965	1:13.624	37.768	62.8	36:20.871								
14	2:26.124		40.583	1:07.916	37.625	172.6	38:46.995								
15	2:25.885		40.843	1:07.688	37.354	172.8	41:12.880								
16	2:26.405		40.683	1:08.009	37.713	172.2	43:39.285								
17	2:25.536		40.517	1:07.458	37.561	173.3	46:04.821								
18	2:32.594	B	40.687	1:07.115	44.792	165.2	48:37.415								
19	4:23.789		2:31.559	1:13.161	39.069	95.6	53:01.204								
20	2:26.534		41.815	1:06.946	37.773	172.1	55:27.738								
21	2:23.104		40.356	1:06.018	36.730	176.2	57:50.842								
22	2:22.466		39.989	1:05.698	36.779	177.0	1:00:13.308								
41	Diego STIFTER	ITA													
	ID Racing	Porsche 911 GT3 Cup (Type 992)													
1	2:52.825	56.742	1:12.037	44.046	143.4	2:52.825									
2	2:26.209	41.651	1:07.296	37.262	172.5	5:19.034									
3	2:24.224	40.705	1:06.287	37.232	174.8	7:43.258									
4	2:23.796	40.353	1:06.297	37.146	175.3	10:07.054									
5	2:28.724	41.692	1:08.213	38.819	169.5	12:35.778									
6	2:29.028	41.312	1:08.777	38.939	169.2	15:04.806									
7	2:26.608	40.935	1:07.618	38.055	172.0	17:31.414									
8	2:26.595	40.734	1:07.901	37.960	172.0	19:58.009									
9	2:31.504	40.629	1:11.560	39.315	166.4	22:29.513									
44	Jonas GREIF	DEU													
	ProfilDoors by Huber Racing	Porsche 911 GT3 Cup (Type 992)													
1	3:57.056	1:59.774	1:11.970	45.312	104.5	3:57.056									
2	2:29.764	42.457	1:09.810	37.497	168.4	6:26.820									
3	2:23.747	40.559	1:06.343	36.845	175.4	8:50.567									
4	2:25.503	40.431	1:07.451	37.621	173.3	11:16.070									
5	2:28.063	40.705	1:07.192	40.166	170.3	13:44.133									
6	2:33.131	B	40.669	1:07.749	44.713	164.7	16:17.264								
7	11:12.946		9:26.016	1:08.715	38.215	37.5	27:30.210								
8	2:28.461	41.339	1:09.026	38.096	169.8	29:58.671									
9	2:28.275	41.366	1:09.077	37.832	170.0	32:26.946									
10	2:28.994	40.990	1:09.274	38.730	169.2	34:55.940									
11	2:28.031	41.199	1:08.794	38.038	170.3	37:23.971									
12	2:27.975	41.139	1:08.369	38.467	170.4	39:51.946									
13	2:26.419	40.879	1:07.962	37.578	172.2	42:18.365									
14	2:33.391	B	40.945	1:07.914	44.532	164.4	44:51.756								
15	5:22.922		3:25.496	1:14.187	43.239	78.1	50:14.678								
16	2:35.630	44.184	1:11.919	39.527	162.0	52:50.308									
17	2:25.132	40.682	1:07.515	36.935	173.7	55:15.440									
18	2:23.819	40.423	1:06.425	36.971	175.3	57:39.259									
19	2:24.122		40.377	1:06.588	37.157	175.0	1:00:03.381								
54	Michael ESSMANN	DEU													
	CarTech Motorsport Bonn	Porsche 911 GT3 Cup (Type 992)													
1	3:28.100	1:20.253	1:21.697	46.150	119.1	3:28.100									
2	2:34.369	45.245	1:10.492	38.632	163.3	6:02.469									
3	2:27.842	41.140	1:08.766	37.936	170.5	8:30.311									
4	2:26.953	41.367	1:07.915	37.671	171.6	10:57.264									
5	2:26.389	40.778	1:07.773	37.838	172.2	13:23.653									
6	2:28.452	41.284	1:08.267	38.901	169.8	15:52.105									
7	2:25.953	41.074	1:07.258	37.621	172.8	18:18.058									
8	2:33.464	B	41.001	1:07.354	45.109	164.3	20:51.522								
9	4:36.322		2:50.616	1:07.907	37.799	91.2	25:27.844								
10	2:26.589		41.380	1:07.697	37.512	172.0	27:54.433								
11	2:27.326	40.749	1:07.924	38.653	171.1	30:21.759									
12	2:26.414	40.619	1:07.433	38.362	172.2	32:48.173									
13	2:25.633	40.594	1:07.078	37.961	173.1	35:13.806									
14	2:26.383		40.997	1:07.626	37.760	172.2	37:40.189								
15	2:27.804	40.865	1:08.237	38.702	170.6	40:07.993									
16	2:33.922	B	41.031	1:07.704	45.187	163.8	42:41.915								
17	6:29.577		4:31.770	1:18.394	39.413	64.7	49:11.492								
18	2:29.562	41.897	1:10.062	37.603	168.6	51:41.054									
19	2:26.149	40.328	1:08.513	37.308	172.5	54:07.203									



Porsche Carrera Cup Germany 6 Hours of Spa-Francorchamps Free Practice

Sector Analysis

— Invalidated Lap ■ Personal Best ■ Session Best B Crossing the pit lane

Lap	Time	Sector 1	Sector 2	Sector 3	Kph	Elapsed	Lap	Time	Sector 1	Sector 2	Sector 3	Kph	Elapsed
20	2:23.384	40.198	1:06.099	37.087	175.9	56:30.587	8	7:05.917	5:18.536	1:09.179	38.202	59.2	24:44.665
21	2:23.938	40.804	1:06.266	36.868	175.2	58:54.525	9	2:27.719	41.252	1:08.271	38.196	170.7	27:12.384
22	2:27.326	40.174	1:08.420	38.732	171.1	1:01:21.851	10	2:31.333	41.040	1:10.170	40.123	166.6	29:43.717


55 Lorenzo FERRARI							ITA						
Proton Competition							Porsche 911 GT3 Cup (Type 992)						
1	3:27.147	1:24.389	1:18.948	43.810	119.6	3:27.147							
2	2:33.312	43.406	1:10.982	38.924	164.5	6:00.459							
3	2:28.160	41.784	1:07.178	39.198	170.2	8:28.619							
4	2:24.827	40.608	1:06.891	37.328	174.1	10:53.446							
5	2:24.404	40.619	1:06.576	37.209	174.6	13:17.850							
6	2:24.815	40.534	1:06.710	37.571	174.1	15:42.665							
7	2:34.443 B	41.326	1:07.375	45.742	163.3	18:17.108							
8	9:55.275	8:07.280	1:09.806	38.189	42.4	28:12.383							
9	2:26.276	40.951	1:07.658	37.667	172.4	30:38.659							
10	2:25.605	40.628	1:07.308	37.669	173.2	33:04.264							
11	2:30.231	40.584	1:07.145	42.502	167.8	35:34.495							
12	2:25.316	40.532	1:07.144	37.640	173.5	37:59.811							
13	2:25.624	40.883	1:07.379	37.362	173.1	40:25.435							
14	2:34.887 B	42.055	1:07.638	45.194	162.8	43:00.322							
15	6:26.609	4:31.893	1:13.816	40.900	65.2	49:26.931							
16	2:35.431	44.734	1:10.143	40.554	162.2	52:02.362							
17	2:22.778	40.184	1:05.819	36.775	176.6	54:25.140							
18	2:29.903 B	40.120	1:05.668	44.115	168.2	56:55.043							

65 Kai PFISTER							DEU						
HRT Performance							Porsche 911 GT3 Cup (Type 992)						
1	3:29.083	1:21.073	1:21.813	46.197	118.5	3:29.083							
2	2:29.822	42.649	1:08.938	38.235	168.3	5:58.905							
3	2:27.461	41.849	1:07.793	37.819	171.0	8:26.366							
4	2:28.805	41.637	1:08.721	38.447	169.4	10:55.171							
5	2:27.866	41.590	1:08.263	38.013	170.5	13:23.037							
6	2:36.766	41.742	1:14.181	40.843	160.8	15:59.803							
7	2:30.055	41.882	1:09.730	38.443	168.0	18:29.858							
8	2:29.017	41.965	1:08.813	38.239	169.2	20:58.875							
9	3:00.904 B	44.619	1:19.534	56.751	139.4	23:59.779							
10	5:55.661	3:50.902	1:18.461	46.298	70.9	29:55.440							
11	2:52.377 B	43.161	1:14.019	55.197	146.3	32:47.817							
12	8:10.027	5:58.616	1:24.519	46.892	51.5	40:57.844							
13	2:31.292	42.430	1:09.767	39.095	166.7	43:29.136							
14	2:28.944	42.028	1:08.871	38.045	169.3	45:58.080							
15	2:28.005	41.661	1:08.315	38.029	170.4	48:26.085							
16	2:38.345	46.056	1:12.552	39.737	159.2	51:04.430							
17	2:28.124	41.551	1:08.626	37.947	170.2	53:32.554							
18	2:26.889	41.238	1:07.714	37.937	171.7	55:59.443							
19	2:28.018	41.795	1:08.494	37.729	170.3	58:27.461							
20	3:15.248 B	49.275	1:24.188	1:01.785	129.1	1:01:42.709							

68 Tim STENDER							DEU						
HRT Performance							Porsche 911 GT3 Cup (Type 992)						
1	2:44.067	51.811	1:11.985	40.271	151.0	2:44.067							
2	2:26.810	41.141	1:08.229	37.440	171.7	5:10.877							
3	2:27.880	40.908	1:09.311	37.661	170.5	7:38.757							
4	2:27.836	40.808	1:07.559	39.469	170.6	10:06.593							
5	2:27.966	41.029	1:08.103	38.834	170.4	12:34.559							
6	2:27.222	40.844	1:08.356	38.022	171.3	15:01.781							
7	2:36.967 B	41.121	1:09.342	46.504	160.6	17:38.748							

69 Holger HARMSEN							DEU						
HRT Performance							Porsche 911 GT3 Cup (Type 992)						
1	3:39.405	1:37.711	1:19.584	42.110	112.9	3:39.405							
2	2:34.187	43.097	1:11.936	39.154	163.5	6:13.592							
3	2:30.853	42.010	1:10.219	38.624	167.1	8:44.445							
4	2:33.489	42.518	1:11.226	39.745	164.3	11:17.934							
5	2:31.032	42.028	1:10.127	38.877	166.9	13:48.966							
6	2:32.622	41.994	1:11.551	39.077	165.2	16:21.588							
7	2:54.735 B	42.374	1:17.899	54.462	144.3	19:16.323							
8	5:52.186	3:58.019	1:13.601	40.566	71.6	25:08.509							
9	2:38.928	42.353	1:14.517	42.058	158.7	27:47.437							
10	2:35.014	42.374	1:12.559	40.081	162.7	30:22.451							
11	2:49.417 B	42.268	1:15.858	51.291	148.8	33:11.868							
12	6:11.298	4:06.994	1:19.981	44.323	67.9	39:23.166							
13	2:36.308	43.790	1:12.600	39.918	161.3	41:59.474							
14	2:33.913	41.948	1:12.036	39.929	163.8	44:33.387							
15	2:40.564	42.610	1:13.838	44.116	157.0	47:13.951							
16	2:33.803	42.088	1:11.902	39.813	163.9	49:47.754							
17	2:43.754 B	42.074	1:11.916	49.764	154.0	52:31.508							
18	4:36.189	2:44.228	1:11.673	40.288	91.3	57:07.697							
19	2:32.600	42.082	1:11.304	39.214	165.2	59:40.297							
20	2:36.104	44.182	1:12.275	39.647	161.5	1:02:16.401							

77 Leon KÖHLER							DEU						
Huber Racing							Porsche 911 GT3 Cup (Type 992)						
1	4:14.651	2:13.524	1:13.614	47.513	97.3	4:14.651							
2	2:21.179	40.001	1:04.925	36.253	178.6	6:35.830							
3	2:21.029	39.742	1:04.713	36.574	178.8	8:56.859							
4	2:22.317	39.915	1:05.752	36.650	177.2	11:19.176							
5	2:24.162	40.526	1:06.590	37.046	174.9	13:43.338							
6	2:30.852 B	40.552	1:06.419	43.881	167.1	16:14.190							
7	4:48.347	3:05.143	1:06.189	37.015	87.4	21:02.537							
8	2:29.894	40.217	1:12.455	37.222	168.2	23:32.431							
9	2:23.898	40.442	1:06.596	36.860	175.2	25:56.329							
10	2:23.578	40.315	1:06.210	37.053	175.6	28:19.907							
11	2:24.223	40.370	1:06.719	37.134	174.8	30:44.130							
12	2:30.315 B	40.157	1:06.637	43.521	167.7	33:14.445							
13	15:50.859	...	1:13.343	40.340	26.5	49:05.304							
14	2:23.978	40.329	1:05.786	37.863	175.1	51:29.282							
15	2:20.944	39.916	1:04.677	36.351	178.9	53:50.226							
16	2:21.365	39.685	1:05.170	36.510	178.4	56:11.591							
17	2:25.846	42.832	1:06.012	37.002	172.9	58:37.437							
18	2:32.527	39.894	1:15.148	37.485	165.3	1:01:09.964							




Porsche Carrera Cup Germany 6 Hours of Spa-Francorchamps Free Practice

Sector Analysis

— Invalidated Lap ■ Personal Best ■ Session Best ■ Crossing the pit lane

Lap	Time	Sector 1	Sector 2	Sector 3	Kph	Elapsed	Lap	Time	Sector 1	Sector 2	Sector 3	Kph	Elapsed	
84	Ahmad ALSHEHAB KWT							9	<u>2:28.595</u>	43.624	1:07.337	37.634	169.7	32:06.692
	CarTech Motorsport Bonk Porsche 911 GT3 Cup (Type 992)							10	2:27.531	40.577	1:09.638	37.316	170.9	34:34.223
1	3:56.108	1:45.868	1:22.812	47.428	104.9	3:56.108	11	2:25.735	41.157	1:07.140	37.438	173.0	36:59.958	
2	2:42.510	45.488	1:13.072	43.950	155.2	6:38.618	12	2:25.445	40.638	1:07.309	37.498	173.4	39:25.403	
3	2:26.324	40.432	1:08.208	37.684	172.3	9:04.942	13	2:33.604 B	41.408	1:07.471	44.725	164.2	41:59.007	
4	2:24.583	40.762	1:06.485	37.336	174.4	11:29.525	14	6:19.423	4:22.853	1:15.623	40.947	66.5	48:18.430	
5	2:23.839	40.380	1:06.478	36.981	175.3	13:53.364	15	2:30.980	47.670	1:06.674	36.636	167.0	50:49.410	
6	2:37.315 B	40.420	1:09.297	47.598	160.3	16:30.679	16	2:21.822	40.138	1:05.180	36.504	177.8	53:11.232	
7	5:23.820	3:35.818	1:09.308	38.694	77.9	21:54.499	17	2:22.529	40.120	1:05.722	36.687	176.9	55:33.761	
8	2:27.241	40.908	1:07.812	38.521	171.2	24:21.740	18	2:24.515	40.324	1:07.119	37.072	174.5	57:58.276	
9	2:28.413	40.875	1:08.720	38.818	169.9	26:50.153	19	2:36.363 B	40.202	1:09.922	46.239	161.3	1:00:34.639	
10	<u>2:25.624</u>	40.745	1:07.549	37.330	173.1	29:15.777								
11	<u>2:25.532</u>	40.679	1:07.266	37.587	173.3	31:41.309								
12	<u>2:34.742 B</u>	40.494	1:07.855	46.393	162.9	34:16.051								
13	8:04.766	5:57.100	1:19.741	47.925	52.0	42:20.817								
14	2:38.204	45.094	1:09.479	43.631	159.4	44:59.021								
15	2:23.366	40.386	1:06.036	36.944	175.9	47:22.387								
16	2:23.187	40.089	1:05.964	37.134	176.1	49:45.574								
17	2:22.835	40.013	1:06.125	36.697	176.5	52:08.409								
18	2:24.113	39.880	1:06.615	37.618	175.0	54:32.522								
19	2:35.532 B	40.143	1:09.691	45.698	162.1	57:08.054								
87	Ariel LEVI ISR													
	Team Huber Racing Porsche 911 GT3 Cup (Type 992)													
1	2:51.382	59.944	1:09.363	42.075	144.6	2:51.382								
2	2:22.518	40.253	1:05.567	36.698	176.9	5:13.900								
3	2:22.564	39.825	1:06.068	36.671	176.9	7:36.464								
4	2:22.808	39.973	1:06.022	36.813	176.6	9:59.272								
5	2:32.276 B	40.063	1:06.061	46.152	165.6	12:31.548								
6	6:40.225	4:56.156	1:06.706	37.363	63.0	19:11.773								
7	2:32.127 B	40.502	1:06.682	44.943	165.7	21:43.900								
8	3:59.027	2:14.092	1:07.638	37.297	105.5	25:42.927								
9	2:24.320	40.671	1:06.481	37.168	174.7	28:07.247								
10	2:24.582	40.364	1:06.906	37.312	174.4	30:31.829								
11	2:24.959	40.345	1:07.206	37.408	173.9	32:56.788								
12	2:28.386	40.299	1:10.662	37.425	169.9	35:25.174								
13	2:24.764	40.576	1:06.949	37.239	174.2	37:49.938								
14	2:24.633	40.314	1:07.001	37.318	174.3	40:14.571								
15	2:33.372 B	40.659	1:06.727	45.986	164.4	42:47.943								
16	6:25.886	4:32.581	1:10.245	43.060	65.3	49:13.829								
17	2:23.689	40.987	1:05.849	36.853	175.5	51:37.518								
18	2:22.192	39.907	1:05.580	36.705	177.3	53:59.710								
19	2:22.215	39.922	1:05.484	36.809	177.3	56:21.925								
20	2:23.157	39.788	1:06.296	37.073	176.1	58:45.082								
21	2:23.101	39.923	1:06.433	36.745	176.2	1:01:08.183								
88	Horst Felix FELBERMAYR AUT													
	Proton Competition Porsche 911 GT3 Cup (Type 992)													
1	3:32.443	1:19.454	1:27.363	45.626	116.6	3:32.443								
2	2:43.670	45.206	1:11.808	46.656	154.1	6:16.113								
3	2:23.675	40.685	1:06.321	36.669	175.5	8:39.788								
4	2:54.710	42.061	1:22.232	50.417	144.3	11:34.498								
5	2:25.973	41.537	1:07.494	36.942	172.7	14:00.471								
6	2:24.645	40.669	1:06.670	37.306	174.3	16:25.116								
7	<u>2:32.383 B</u>	40.776	1:06.772	44.835	165.5	18:57.499								
8	10:40.598	8:53.562	1:08.421	38.615	39.4	29:38.097								
92	Luca RETTENBACHER AUT													
	Huber Racing Porsche 911 GT3 Cup (Type 992)													
1	4:16.649	2:16.391	1:13.798	46.460	96.5	4:16.649								
2	2:23.087	40.152	1:05.924	37.011	176.2	6:39.736								
3	2:23.133	40.244	1:06.009	36.880	176.2	9:02.869								
4	2:24.046	40.172	1:06.549	37.325	175.0	11:26.915								
5	2:24.822	40.279	1:06.713	37.830	174.1	13:51.737								
6	<u>2:33.139 B</u>	40.523	1:08.064	44.552	164.6	16:24.876								
7	6:05.440	4:17.698	1:09.812	37.930	69.0	22:30.316								
8	2:26.258	40.838	1:07.618	37.802	172.4	24:56.574								
9	<u>2:25.649</u>	40.512	1:07.512	37.625	173.1	27:22.223								
10	2:25.755	40.578	1:07.463	37.714	173.0	29:47.978								
11	2:25.799	40.576	1:07.690	37.533	172.9	32:13.777								
12	2:38.024 B	42.448	1:09.292	46.284	159.6	34:51.801								
13	11:24.915	9:29.163	1:13.756	41.996	36.8	46:16.716								
14	2:34.094	41.165	1:10.144	42.785	163.6	48:50.810								
15	2:23.384	40.416	1:06.022	36.946	175.9	51:14.194								
16	2:22.386	40.085	1:05.683	36.618	177.1	53:36.580								
17	2:30.897 B	40.075	1:06.675	44.147	167.1	56:07.477								
18	4:59.833	3:14.638	1:07.863	37.332	84.1	1:01:07.310								
98	Jan SEYFFERT DEU													
	HP Racing Int. with Huber Porsche 911 GT3 Cup (Type 992)													
1	2:59.393	1:10.121	1:10.261	39.011	138.1	2:59.393								
2	2:26.434	41.892	1:06.509	38.033	172.2	5:25.827								
3	2:23.377	40.516	1:06.017	36.844	175.9	7:49.204								
4	2:24.009	40.320	1:06.499	37.190	175.1	10:13.213								
5	2:24.123	40.380	1:06.685	37.058	174.9	12:37.336								
6	<u>2:25.922</u>	40.538	1:06.913	38.471	172.8	15:03.258								
7	2:25.967	40.525	1:08.024	37.418	172.7	17:29.225								
8	2:27.510	41.233	1:08.638	37.639	170.9	19:56.735								
9	2:32.291 B	40.513	1:07.412	44.366	165.6	22:29.026								
10	6:27.782	4:40.586	1:08.451	38.745	65.0	28:56.808								
11	2:28.114	41.784	1:08.086	38.244	170.2	31:24.922								
12	2:25.080	40.433	1:07.227	37.420	173.8	33:50.002								
13	2:25.254	40.502	1:07.065	37.687	173.6	36:15.256								
14	2:25.067	40.601	1:07.166	37.300	173.8	38:40.323								
15	2:34.915 B	40.394	1:07.421	47.100	162.8	41:15.238								
16	8:05.100	6:10.680	1:13.373	41.047	52.0	49:20.338								
17	2:28.176	41.634	1:07.910	38.632	170.2	51:48.514								
18	2:22.955	40.219	1:05.932	36.804	176.4	54:11.469								
19	2:23.255	40.190	1:06.138	36.927	176.0	56:34.724								
20	2:23.351	40.208	1:06.103	37.040	175.9	58:58.075								
21	2:33.112 B	40.255	1:07.005	45.852	164.7	1:01:31.187								



Porsche Carrera Cup Germany 6 Hours of Spa-Francorchamps Free Practice

Sector Analysis

— Invalidated Lap
 ■ Personal Best
 ■ Session Best
 B Crossing the pit lane

Lap	Time	Sector 1	Sector 2	Sector 3	Kph	Elapsed	Lap	Time	Sector 1	Sector 2	Sector 3	Kph	Elapsed
99	Bastian BUUS						DNK						
Allied-Racing						Porsche 911 GT3 Cup (Type 992)							
1	5:02.738	3:04.396	1:14.496	43.846	81.8	5:02.738							
2	2:26.041	40.326	1:08.374	37.341	172.7	7:28.779							
3	2:21.610	39.790	1:05.253	36.567	178.1	9:50.389							
4	2:21.772	39.773	1:05.314	36.685	177.8	12:12.161							
5	2:29.977 B	39.958	1:05.943	44.076	168.1	14:42.138							
6	5:34.666	3:51.123	1:06.299	37.244	75.3	20:16.804							
7	2:31.204 B	40.141	1:06.560	44.503	166.8	22:48.008							
8	5:21.060	3:36.971	1:06.666	37.423	78.5	28:09.068							
9	<u>2:31.630</u> B	40.522	1:06.947	44.161	166.3	30:40.698							
10	4:22.449	2:38.503	1:06.614	37.332	96.1	35:03.147							
11	2:23.916	40.176	1:06.575	37.165	175.2	37:27.063							
12	2:23.834	40.202	1:06.534	37.098	175.3	39:50.897							
13	2:32.146 B	40.300	1:06.794	45.052	165.7	42:23.043							
14	6:56.011	5:07.209	1:10.340	38.462	60.6	49:19.054							
15	2:28.135	41.071	1:08.567	38.497	170.2	51:47.189							
16	2:21.227	39.874	1:04.895	36.458	178.5	54:08.416							
17	<u>2:25.421</u>	39.708	1:05.784	39.929	173.4	56:33.837							
18	2:21.617	39.649	1:05.458	36.510	178.0	58:55.454							
19	<u>2:23.985</u>	39.952	1:05.917	38.116	175.1	1:01:19.439							