


### Porsche Carrera Cup Germany 6 Hours of Spa-Francorchamps Race 2

#### Sector Analysis

— Invalidated Lap    ■ Personal Best    ■ Session Best    B Crossing the pit lane

Lap	Time	Sector 1	Sector 2	Sector 3	Kph	Elapsed	Lap	Time	Sector 1	Sector 2	Sector 3	Kph	Elapsed
<b>4</b> <b>Georgi DONCHEV</b> <span style="float:right">BGR</span>							10 3:58.009 57.437 1:53.199 1:07.373 105.9 28:22.626						
ProfilDoors by Huber Racing <span style="float:right">Porsche 911 GT3 Cup (Type 992)</span>							11 3:20.805 57.423 1:25.181 58.201 125.6 31:43.431						
1 2:52.429 51.165 1:18.798 42.466 143.7 2:52.429							12 2:40.991 43.514 1:16.299 41.178 156.6 34:24.422						
2 2:42.235 44.368 1:16.389 41.478 155.4 5:34.664							<b>8</b> <b>Alexander FACH</b> <span style="float:right">CHE</span>						
3 2:40.961 43.554 1:16.137 41.270 156.6 8:15.625							Fach Auto Tech <span style="float:right">Porsche 911 GT3 Cup (Type 992)</span>						
4 2:40.386 43.120 1:15.937 41.329 157.2 10:56.011							1 2:48.228 49.727 1:17.103 41.398 147.3 2:48.228						
5 2:40.465 43.163 1:16.004 41.298 157.1 13:36.476							2 2:39.760 43.609 1:15.320 40.831 157.8 5:27.988						
6 2:39.342 43.140 1:15.002 41.200 158.2 16:15.818							3 2:40.323 43.408 1:15.997 40.918 157.3 8:08.311						
7 2:40.341 42.807 1:16.460 41.074 157.3 18:56.159							4 2:40.869 42.838 1:16.562 41.469 156.7 10:49.180						
8 2:40.561 43.672 1:15.905 40.984 157.0 21:36.720							5 2:39.627 42.756 1:15.366 41.505 158.0 13:28.807						
9 2:46.061 43.078 1:15.792 47.191 151.8 24:22.781							<b>12</b> <b>Harri JONES</b> <span style="float:right">AUS</span>						
10 3:58.172 57.826 1:53.308 1:07.038 105.9 28:20.953							Scherer Sport PHX <span style="float:right">Porsche 911 GT3 Cup (Type 992)</span>						
11 3:21.657 57.332 1:25.722 58.603 125.0 31:42.610							1 2:42.779 45.180 1:16.157 41.442 152.2 2:42.779						
12 2:41.407 43.393 1:15.926 42.088 156.2 34:24.017							2 2:41.152 43.044 1:15.470 42.638 156.5 5:23.931						
<b>5</b> <b>Sören SPRENG</b> <span style="float:right">DEU</span>							3 2:40.016 43.030 1:16.016 40.970 157.6 8:03.947						
GP Elite <span style="float:right">Porsche 911 GT3 Cup (Type 992)</span>							4 2:39.985 43.018 1:15.987 40.980 157.6 10:43.932						
1 2:54.237 51.174 1:20.518 42.545 142.2 2:54.237							5 2:39.841 42.707 1:15.804 41.330 157.7 13:23.773						
2 2:42.111 44.342 1:16.343 41.426 155.5 5:36.348							6 2:39.966 42.856 1:15.817 41.293 157.6 16:03.739						
3 2:40.632 43.280 1:16.100 41.252 157.0 8:16.980							7 2:39.840 42.768 1:16.081 40.991 157.7 18:43.579						
4 2:40.459 43.210 1:15.858 41.391 157.1 10:57.439							8 2:39.964 42.856 1:16.036 41.072 157.6 21:23.543						
5 2:40.846 43.082 1:16.189 41.575 156.8 13:38.285							9 2:41.376 43.151 1:16.143 42.082 156.2 24:04.919						
6 2:41.735 43.238 1:16.789 41.708 155.9 16:20.020							10 4:08.172 1:05.509 1:55.328 1:07.335 101.6 28:13.091						
7 2:41.818 43.064 1:17.229 41.525 155.8 19:01.838							11 3:25.215 57.585 1:27.974 59.656 122.9 31:38.306						
8 2:41.538 43.286 1:16.933 41.319 156.1 21:43.376							12 2:40.452 42.835 1:16.295 41.322 157.1 34:18.758						
9 2:44.341 43.380 1:16.347 44.614 153.4 24:27.717							<b>13</b> <b>Alexander TAUSCHER</b> <span style="float:right">DEU</span>						
10 3:57.805 56.254 1:52.692 1:08.859 106.0 28:25.522							Huber Racing <span style="float:right">Porsche 911 GT3 Cup (Type 992)</span>						
11 3:19.254 56.183 1:25.048 58.023 126.5 31:44.776							1 2:45.168 47.487 1:16.084 41.597 150.0 2:45.168						
12 2:41.308 43.126 1:16.699 41.483 156.3 34:26.084							2 2:40.624 42.713 1:16.288 41.623 157.0 5:25.792						
<b>6</b> <b>Vincent ANDRONACO</b> <span style="float:right">DEU</span>							3 2:39.319 42.454 1:15.884 40.981 158.3 8:05.111						
Allied-Racing <span style="float:right">Porsche 911 GT3 Cup (Type 992)</span>							4 2:39.484 42.684 1:15.441 41.359 158.1 10:44.595						
1 2:44.608 46.910 1:16.059 41.639 150.5 2:44.608							5 2:39.539 42.412 1:15.587 41.540 158.0 13:24.134						
2 2:40.591 42.971 1:16.421 41.199 157.0 5:25.199							6 2:40.233 42.506 1:15.996 41.731 157.4 16:04.367						
3 2:41.864 42.818 1:17.300 41.746 155.8 8:07.063							7 2:39.630 42.836 1:15.760 41.034 158.0 18:43.997						
4 2:41.117 43.434 1:16.230 41.453 156.5 10:48.180							8 2:39.712 42.609 1:15.990 41.113 157.9 21:23.709						
5 2:40.077 42.801 1:15.826 41.450 157.5 13:28.257							9 2:41.979 43.026 1:16.268 42.685 155.7 24:05.688						
6 2:40.880 43.003 1:16.429 41.448 156.7 16:09.137							10 4:08.114 1:05.939 1:54.792 1:07.383 101.6 28:13.802						
7 2:41.446 43.161 1:16.824 41.461 156.2 18:50.583							11 3:24.781 57.607 1:27.821 59.353 123.1 31:38.583						
8 2:41.395 43.029 1:16.847 41.519 156.2 21:31.978							12 2:41.438 43.768 1:16.192 41.478 156.2 34:20.021						
9 2:45.146 43.158 1:16.567 45.421 152.7 24:17.124							<b>14</b> <b>Morris SCHURING</b> <span style="float:right">NLD</span>						
10 4:00.579 1:00.000 1:52.820 1:07.759 104.8 28:17.703							Fach Auto Tech <span style="float:right">Porsche 911 GT3 Cup (Type 992)</span>						
11 3:23.007 57.903 1:26.181 58.923 124.2 31:40.710							1 2:42.087 45.530 1:15.568 40.989 152.8 2:42.087						
12 2:40.986 42.809 1:16.866 41.311 156.6 34:21.696							2 2:38.696 42.780 1:15.063 40.853 158.9 5:20.783						
<b>7</b> <b>Jasin FERATI</b> <span style="float:right">CHE</span>							3 2:39.294 42.835 1:15.387 41.072 158.3 8:00.077						
Fach Auto Tech <span style="float:right">Porsche 911 GT3 Cup (Type 992)</span>							4 2:38.360 42.594 1:14.920 40.846 159.2 10:38.437						
1 2:51.004 51.757 1:17.783 41.464 144.9 2:51.004							5 2:39.470 42.859 1:15.390 41.221 158.1 13:17.907						
2 2:40.814 43.209 1:16.389 41.216 156.8 5:31.818							6 2:39.265 42.575 1:15.474 41.216 158.3 15:57.172						
3 2:40.551 42.868 1:16.342 41.341 157.0 8:12.369							7 2:39.239 42.536 1:15.868 40.835 158.3 18:36.411						
4 2:40.267 42.928 1:16.217 41.122 157.3 10:52.636							8 2:38.783 42.848 1:15.186 40.749 158.8 21:15.194						
5 2:45.283 42.970 1:20.064 42.249 152.6 13:37.919							9 2:40.502 42.755 1:15.374 42.373 157.1 23:55.696						
6 2:40.914 43.013 1:16.317 41.584 156.7 16:18.833							10 4:13.761 1:12.088 1:56.027 1:05.646 99.4 28:09.457						
7 2:41.162 43.934 1:15.710 41.518 156.5 18:59.995							11 3:27.246 58.023 1:29.485 59.738 121.7 31:36.703						
8 2:41.140 43.320 1:16.097 41.723 156.5 21:41.135							12 2:39.866 42.608 1:16.149 41.109 157.7 34:16.569						
9 2:43.482 43.300 1:16.032 44.150 154.2 24:24.617													




### Porsche Carrera Cup Germany 6 Hours of Spa-Francorchamps Race 2

#### Sector Analysis

— Invalidated Lap   ■ Personal Best   ■ Session Best   B Crossing the pit lane

Lap	Time	Sector 1	Sector 2	Sector 3	Kph	Elapsed	Lap	Time	Sector 1	Sector 2	Sector 3	Kph	Elapsed	
<b>19</b>	<b>Harry KING</b>	GBR						10	4:18.231	1:17.297	1:54.982	1:05.952	97.6	28:07.171
Allied-Racing							Porsche 911 GT3 Cup (Type 992)							
1	2:41.527	45.497	1:14.902	41.128	153.4	2:41.527	11	3:28.921	58.731	1:30.321	59.869	120.7	31:36.092	
2	2:38.928	42.882	1:15.272	40.774	158.7	5:20.455	12	2:39.740	42.773	1:15.991	40.976	157.8	34:15.832	
3	2:39.320	42.932	1:15.410	40.978	158.3	7:59.775								
4	2:38.285	42.708	1:14.709	40.868	159.3	10:38.060								
5	2:39.491	43.014	1:15.513	40.964	158.1	13:17.551								
6	2:39.047	42.794	1:15.229	41.024	158.5	15:56.598								
7	2:40.581	42.988	1:16.159	41.434	157.0	18:37.179								
8	2:39.616	43.200	1:15.472	40.944	158.0	21:16.795								
9	2:40.865	43.053	1:15.661	42.151	156.7	23:57.660								
10	4:13.344	1:11.345	1:55.430	1:06.569	99.5	28:11.004								
11	3:26.191	57.930	1:28.555	59.706	122.3	31:37.195								
12	2:39.798	42.657	1:15.854	41.287	157.8	34:16.993								
<b>22</b>	<b>Matteo FERRER-AZA</b>	CHE												
Scherer Sport PHX							Porsche 911 GT3 Cup (Type 992)							
1	2:55.560	54.181	1:18.770	42.609	141.1	2:55.560								
2	2:43.297	44.397	1:17.003	41.897	154.4	5:38.857								
3	2:41.789	43.938	1:16.467	41.384	155.8	8:20.646								
4	2:41.336	43.555	1:16.414	41.367	156.3	11:01.982								
5	2:41.621	43.923	1:16.161	41.537	156.0	13:43.603								
6	2:42.326	44.156	1:16.711	41.459	155.3	16:25.929								
7	2:42.116	43.914	1:16.902	41.300	155.5	19:08.045								
8	2:41.694	43.664	1:16.770	41.260	155.9	21:49.739								
9	2:45.921	43.514	1:17.513	44.894	152.0	24:35.660								
10	3:52.795	51.863	1:51.917	1:09.015	108.3	28:28.455								
11	3:18.448	56.847	1:23.841	57.760	127.1	31:46.903								
12	2:42.804	43.761	1:17.121	41.922	154.9	34:29.707								
<b>23</b>	<b>Lukas ERTL</b>	DEU												
HP Racing Int. with Huber							Porsche 911 GT3 Cup (Type 992)							
1	2:52.062	50.453	1:19.691	41.918	144.0	2:52.062								
2	2:40.487	43.776	1:15.732	40.979	157.1	5:32.549								
3	2:40.171	43.234	1:15.933	41.004	157.4	8:12.720								
4	2:40.373	43.064	1:16.111	41.198	157.2	10:53.093								
5	2:40.398	43.182	1:16.132	41.084	157.2	13:33.491								
6	2:41.002	43.385	1:16.437	41.180	156.6	16:14.493								
7	2:41.096	43.496	1:16.519	41.081	156.5	18:55.589								
8	2:42.123	43.712	1:17.183	41.228	155.5	21:37.712								
9	2:45.588	43.064	1:15.809	46.715	152.3	24:23.300								
10	3:58.119	57.755	1:53.446	1:06.918	105.9	28:21.419								
11	3:21.398	57.510	1:25.632	58.256	125.2	31:42.817								
12	2:40.954	44.231	1:15.355	41.368	156.7	34:23.771								
<b>24</b>	<b>Loek HARTOG</b>	NLD												
Team GP Elite							Porsche 911 GT3 Cup (Type 992)							
1	2:38.595	44.027	1:14.101	40.467	156.2	2:38.595								
2	2:37.519	42.585	1:14.269	40.665	160.1	5:16.114								
3	2:37.885	42.560	1:14.644	40.681	159.7	7:53.999								
4	2:38.288	42.590	1:14.900	40.798	159.3	10:32.287								
5	2:38.507	42.753	1:14.888	40.866	159.1	13:10.794								
6	2:38.835	42.648	1:15.328	40.859	158.7	15:49.629								
7	2:39.372	42.782	1:15.565	41.025	158.2	18:29.001								
8	2:39.386	42.813	1:15.456	41.117	158.2	21:08.387								
9	2:40.553	42.782	1:15.680	42.091	157.0	23:48.940								
<b>25</b>	<b>Larry TEN VOORDE</b>	NLD												
Team GP Elite							Porsche 911 GT3 Cup (Type 992)							
1	2:40.575	44.878	1:14.887	40.810	154.3	2:40.575								
2	2:37.739	42.674	1:14.299	40.766	159.8	5:18.314								
3	2:37.943	42.568	1:14.738	40.637	159.6	7:56.257								
4	2:38.208	42.930	1:14.405	40.873	159.4	10:34.465								
5	2:38.391	42.677	1:14.630	41.084	159.2	13:12.856								
6	2:38.955	42.486	1:15.326	41.143	158.6	15:51.811								
7	2:39.098	42.997	1:15.197	40.904	158.5	18:30.909								
8	2:39.041	42.911	1:15.286	40.844	158.5	21:09.950								
9	2:40.408	42.949	1:15.937	41.522	157.2	23:50.358								
10	4:17.453	1:16.411	1:55.233	1:05.809	97.9	28:07.811								
11	3:28.461	58.641	1:30.189	59.631	121.0	31:36.272								
12	2:39.961	42.705	1:16.412	40.844	157.6	34:16.233								
<b>27</b>	<b>Ghislain CORDEEL</b>	BEL												
GP Elite							Porsche 911 GT3 Cup (Type 992)							
1	2:48.678	50.215	1:17.126	41.337	146.9	2:48.678								
2	2:39.660	43.754	1:15.304	40.602	157.9	5:28.338								
3	2:40.544	43.118	1:16.086	41.340	157.1	8:08.882								
4	2:40.916	43.571	1:15.869	41.476	156.7	10:49.798								
5	2:40.650	42.792	1:16.609	41.249	157.0	13:30.448								
6	2:40.929	44.202	1:16.098	40.629	156.7	16:11.377								
7	2:40.829	43.353	1:16.165	41.311	156.8	18:52.206								
8	2:40.111	42.961	1:15.753	41.397	157.5	21:32.317								
9	2:45.591	42.971	1:16.692	45.928	152.3	24:17.908								
10	4:00.890	1:00.141	1:52.518	1:08.231	104.7	28:18.798								
11	3:22.378	57.479	1:25.997	58.902	124.6	31:41.176								
12	2:40.843	42.866	1:16.881	41.096	156.8	34:22.019								
<b>28</b>	<b>Huib VAN EIJNDHOVEN</b>	NLD												
Team GP Elite							Porsche 911 GT3 Cup (Type 992)							
1	2:46.303	48.890	1:16.281	41.132	149.0	2:46.303								
2	2:39.897	43.156	1:15.678	41.063	157.7	5:26.200								
3	2:41.071	43.190	1:16.278	41.603	156.5	8:07.271								
4	2:39.490	43.021	1:15.555	40.914	158.1	10:46.761								
5	2:39.835	42.890	1:16.042	40.903	157.8	13:26.596								
6	2:40.163	43.005	1:16.120	41.038	157.4	16:06.759								
7	2:40.860	43.002	1:16.996	40.862	156.7	18:47.619								
8	2:41.617	43.258	1:16.815	41.544	156.0	21:29.236								
9	2:43.123	43.189	1:16.920	43.014	154.6	24:12.359								
10	4:04.380	1:03.768	1:52.860	1:07.752	103.2	28:16.739								
11	3:23.642	57.549	1:26.877	59.216	123.8	31:40.381								
12	2:40.852	42.794	1:16.528	41.530	156.8	34:21.233								
<b>31</b>	<b>Sebastian FREYMUTH</b>	DEU												
Team Huber Racing							Porsche 911 GT3 Cup (Type 992)							
1	2:47.336	49.394	1:16.179	41.763	148.1	2:47.336								
2	2:40.077	43.559	1:15.477	41.041	157.5	5:27.413								
3	2:40.263	43.350	1:15.728	41.185	157.3	8:07.676								
4	2:41.663	43.173	1:16.317	42.173	156.0	10:49.339								
5	2:40.623	43.094	1:16.469	41.060	157.0	13:29.962								
6	2:40.875	43.810	1:15.974	41.091	156.7	16:10.837								



### Porsche Carrera Cup Germany 6 Hours of Spa-Francorchamps Race 2

#### Sector Analysis

— Invalidated Lap    ■ Personal Best    ■ Session Best    B Crossing the pit lane

Lap	Time	Sector 1	Sector 2	Sector 3	Kph	Elapsed	Lap	Time	Sector 1	Sector 2	Sector 3	Kph	Elapsed
7	2:41.623	43.073	1:16.382	42.168	156.0	18:52.460	4	<b>2:40.577</b>	43.343	1:16.057	41.177	157.0	10:51.752
8	2:40.690	43.269	1:16.221	41.200	156.9	21:33.150	5	2:41.331	<b>43.290</b>	1:16.403	41.638	156.3	13:33.083
9	<u>2:45.575</u>	43.184	1:16.537	45.854	152.3	24:18.725	6	<u>2:41.021</u>	43.697	1:16.217	<b>41.107</b>	156.6	16:14.104
10	4:01.112	59.828	1:53.398	1:07.886	104.6	28:19.837	7	<u>2:41.342</u>	43.277	1:16.869	41.196	156.3	18:55.446
11	3:21.687	57.376	1:25.785	58.526	125.0	31:41.524	8	<u>2:45.360</u>	43.741	1:19.272	42.347	152.5	21:40.806
12	2:41.073	<b>42.541</b>	1:17.003	41.529	156.5	34:22.597							

<b>34</b>	<b>Theo OEVERHAUS</b> CarTech Motorsport Bank	DEU				
Porsche 911 GT3 Cup (Type 992)						
1	2:44.382	47.438	1:15.770	41.174	150.7	2:44.382
2	<u>2:39.272</u>	42.915	1:14.946	41.411	158.3	5:23.654
3	<b>2:37.578</b>	<b>42.759</b>	<b>1:14.392</b>	<b>40.427</b>	160.0	8:01.232
4	2:38.926	42.908	1:14.840	41.178	158.7	10:40.158
5	2:38.833	43.056	1:14.699	41.078	158.7	13:18.991
6	<u>2:39.420</u>	42.772	1:15.481	41.167	158.2	15:58.411
7	<u>2:38.634</u>	42.695	1:15.205	40.734	158.9	18:37.045
8	<u>2:40.058</u>	43.467	1:15.724	40.867	157.5	21:17.103
9	2:41.394	43.088	1:15.573	42.733	156.2	23:58.497
10	4:13.163	1:11.021	1:55.411	1:06.731	99.6	28:11.660
11	3:25.915	57.951	1:28.340	59.624	122.4	31:37.575
12	2:40.429	42.862	1:16.415	41.152	157.2	34:18.004

<b>40</b>	<b>Janne STIAK</b> ID Racing	DEU				
Porsche 911 GT3 Cup (Type 992)						
1	2:48.302	49.467	1:17.047	41.788	147.2	2:48.302
2	2:42.044	44.462	1:15.872	41.710	155.6	5:30.346
3	<b>2:40.200</b>	43.291	<b>1:15.759</b>	<b>41.150</b>	157.4	8:10.546
4	2:40.254	43.075	1:16.002	41.177	157.3	10:50.800
5	2:40.615	<b>42.898</b>	1:16.450	41.267	157.0	13:31.415
6	2:40.918	43.745	1:16.012	41.161	156.7	16:12.333
7	2:40.921	43.162	1:16.533	41.226	156.7	18:53.254
8	2:40.947	43.357	1:16.333	41.257	156.7	21:34.201
9	<u>2:46.629</u>	43.297	1:16.521	46.811	151.3	24:20.830
10	3:59.582	58.702	1:52.946	1:07.934	105.2	28:20.412
11	3:21.657	57.348	1:25.595	58.714	125.0	31:42.069
12	<u>2:41.154</u>	43.001	1:16.275	41.878	156.5	34:23.223

<b>41</b>	<b>Diego STIFTER</b> ID Racing	ITA				
Porsche 911 GT3 Cup (Type 992)						
1	2:55.189	53.711	1:18.717	42.761	141.4	2:55.189
2	2:42.832	44.325	1:16.743	41.764	154.8	5:38.021
3	2:41.582	43.756	1:16.224	41.602	156.0	8:19.603
4	<b>2:41.188</b>	43.867	<b>1:16.198</b>	<b>41.123</b>	156.4	11:00.791
5	2:41.639	43.777	1:16.404	41.458	156.0	13:42.430
6	2:42.940	43.571	1:16.636	42.733	154.7	16:25.370
7	2:41.651	<b>43.437</b>	1:16.919	41.295	156.0	19:07.021
8	2:41.760	43.540	1:16.867	41.353	155.9	21:48.781
9	2:44.242	43.612	1:17.195	43.435	153.5	24:33.023
10	3:54.752	53.420	1:51.982	1:09.350	107.4	28:27.775
11	3:18.650	56.411	1:24.343	57.896	126.9	31:46.425
12	2:42.777	43.891	1:16.955	41.931	154.9	34:29.202


<b>44</b>	<b>Jonas GREIF</b> ProfilDoors by Huber Racing	DEU				
Porsche 911 GT3 Cup (Type 992)						
1	2:50.039	50.772	1:17.312	41.955	145.7	2:50.039
2	2:40.790	43.894	<b>1:15.602</b>	41.294	156.8	5:30.829
3	<u>2:40.346</u>	43.556	1:15.681	41.109	157.2	8:11.175

<b>54</b>	<b>Michael ESSMANN</b> CarTech Motorsport Bank	DEU				
Porsche 911 GT3 Cup (Type 992)						
1	2:54.861	52.729	1:19.157	42.975	141.7	2:54.861
2	2:41.941	44.092	1:16.309	41.540	155.7	5:36.802
3	2:41.112	44.017	1:15.904	41.191	156.5	8:17.914
4	<b>2:40.389</b>	43.631	<b>1:15.684</b>	41.074	157.2	10:58.303
5	2:40.571	<b>43.463</b>	1:15.732	41.376	157.0	13:38.874
6	<u>2:41.296</u>	43.556	1:16.438	41.302	156.3	16:20.170
7	2:41.842	44.379	1:16.338	41.125	155.8	19:02.012
8	2:42.144	44.509	1:16.425	41.210	155.5	21:44.156
9	2:44.516	44.094	1:16.773	43.649	153.3	24:28.672
10	3:57.266	55.841	1:52.526	1:08.899	106.3	28:25.938
11	3:19.088	56.268	1:25.032	57.788	126.6	31:45.026
12	2:41.706	44.001	1:16.727	<b>40.978</b>	155.9	34:26.732

<b>55</b>	<b>Lorenzo FERRARI</b> Proton Competition	ITA				
Porsche 911 GT3 Cup (Type 992)						
1	2:52.935	52.665	1:18.249	42.021	143.3	2:52.935
2	<b>2:40.690</b>	43.484	1:16.114	<b>41.092</b>	156.9	5:33.625
3	<u>2:41.428</u>	43.276	1:16.756	41.396	156.2	8:15.053
4	<u>2:40.406</u>	<b>43.068</b>	1:16.173	41.165	157.2	10:55.459
5	<u>2:40.628</u>	43.272	1:16.176	41.180	157.0	13:36.087
6	<u>2:42.394</u>	44.105	1:16.889	41.400	155.3	16:18.481
7	<u>2:42.220</u>	44.105	<b>1:15.910</b>	42.205	155.4	19:00.701
8	2:42.440	43.499	1:17.537	41.404	155.2	21:43.141
9	2:48.840	44.521	1:18.111	46.208	149.3	24:31.981
10	3:54.855	53.596	1:52.221	1:09.038	107.4	28:26.836
11	3:18.721	56.351	1:24.839	57.531	126.9	31:45.557
12	2:42.587	43.791	1:17.234	41.562	155.1	34:28.144

<b>65</b>	<b>Kai PFISTER</b> HRT Performance	DEU				
Porsche 911 GT3 Cup (Type 992)						
1	2:58.113	55.463	1:18.509	44.141	139.1	2:58.113
2	2:46.406	45.709	1:18.307	42.390	151.5	5:44.519
3	2:43.967	44.717	1:16.848	42.402	153.8	8:28.486
4	<b>2:42.663</b>	44.543	<b>1:16.421</b>	<b>41.699</b>	155.0	11:11.149
5	2:43.943	45.121	1:16.569	42.253	153.8	13:55.092
6	2:43.741	44.738	1:16.955	42.048	154.0	16:38.833
7	2:44.187	44.732	1:17.553	41.902	153.6	19:23.020
8	2:43.811	44.601	1:17.326	41.884	153.9	22:06.831
9	2:48.723	44.874	1:18.155	45.694	149.4	24:55.554
10	3:36.262	45.749	1:41.125	1:09.388	116.6	28:31.816
11	3:17.491	57.352	1:22.662	57.477	127.7	31:49.307
12	2:43.842	<b>44.288</b>	1:17.383	42.171	153.9	34:33.149

<b>68</b>	<b>Tim STENDER</b> HRT Performance	DEU				
Porsche 911 GT3 Cup (Type 992)						
1	2:57.475	55.491	1:18.984	43.000	139.6	2:57.475
2	2:43.060	44.643	1:16.899	41.518	154.6	5:40.535
3	2:43.593	44.254	1:16.861	42.478	154.1	8:24.128
4	<u>2:41.982</u>	43.847	<b>1:16.564</b>	41.571	155.7	11:06.110



### Porsche Carrera Cup Germany 6 Hours of Spa-Francorchamps Race 2

#### Sector Analysis

— Invalidated Lap    ■ Personal Best    ■ Session Best    B Crossing the pit lane

Lap	Time	Sector 1	Sector 2	Sector 3	Kph	Elapsed	Lap	Time	Sector 1	Sector 2	Sector 3	Kph	Elapsed
5	2:42.956	44.129	1:17.367	41.460	154.7	13:49.066	2	2:40.430	43.151	1:15.680	41.599	157.2	5:26.003
6	2:43.483	44.328	1:17.264	41.891	154.2	16:32.549	3	2:40.120	42.745	1:16.051	41.324	157.5	8:06.123
7	2:42.491	44.050	1:17.038	41.403	155.2	19:15.040	4	2:39.386	42.921	1:15.452	41.013	158.2	10:45.509
8	2:41.916	43.767	1:16.710	41.439	155.7	21:56.956	5	2:39.538	42.636	1:16.031	40.871	158.0	13:25.047
9	2:44.575	43.770	1:17.006	43.799	153.2	24:41.531	6	2:39.859	42.905	1:15.807	41.147	157.7	16:04.906
10	3:48.844	49.279	1:50.801	1:08.764	110.2	28:30.375	7	2:39.881	42.544	1:16.091	41.246	157.7	18:44.787
11	3:18.199	57.593	1:23.110	57.496	127.2	31:48.574	8	2:40.868	43.151	1:16.269	41.448	156.7	21:25.655
12	2:42.667	44.002	1:17.061	41.604	155.0	34:31.241	9	2:41.508	42.932	1:16.264	42.312	156.1	24:07.163

**69** **Holger HARMSEN** DEU  
HRT Performance Porsche 911 GT3 Cup (Type 992)

1	3:01.729	56.622	1:20.978	44.129	136.3	3:01.729
2	2:51.269	46.353	1:21.145	43.771	147.2	5:52.998
3	2:50.334	45.629	1:20.756	43.949	148.0	8:43.332
4	2:53.803	46.080	1:23.958	43.765	145.1	11:37.135
5	2:52.585	46.048	1:22.306	44.231	146.1	14:29.720
6	2:50.885	45.906	1:21.324	43.655	147.6	17:20.605
7	2:47.891	45.304	1:20.077	42.510	150.2	20:08.496
8	2:48.427	45.762	1:19.728	42.937	149.7	22:56.923
9	2:51.662	45.462	1:22.864	43.336	146.9	25:48.585
10	2:49.897	45.696	1:21.142	43.059	148.4	28:38.482
11	3:11.704	51.718	1:22.744	57.242	131.5	31:50.186
12	2:45.106	44.790	1:18.070	42.246	152.7	34:35.292

**77** **Leon KÖHLER** DEU  
Huber Racing Porsche 911 GT3 Cup (Type 992)

1	2:43.351	45.849	1:15.922	41.580	151.7	2:43.351
2	2:40.536	42.751	1:15.991	41.794	157.1	5:23.887
3	2:40.477	43.253	1:16.109	41.115	157.1	8:04.364
4	2:40.628	43.098	1:15.803	41.727	157.0	10:44.992
5	2:40.538	42.856	1:16.061	41.621	157.1	13:25.530
6	2:40.573	43.313	1:15.930	41.330	157.0	16:06.103
7	2:40.446	43.372	1:15.900	41.174	157.2	18:46.549
8	2:41.351	43.383	1:16.563	41.405	156.3	21:27.900
9	2:43.152	43.495	1:17.059	42.598	154.5	24:11.052
10	4:04.867	1:04.253	1:53.102	1:07.512	103.0	28:15.919
11	3:23.985	57.810	1:26.877	59.298	123.6	31:39.904
12	2:40.946	43.060	1:16.419	41.467	156.7	34:20.850

**84** **Ahmad ALSHEHAB** KWT  
CarTech Motorsport Bank Porsche 911 GT3 Cup (Type 992)

1	2:53.847	51.946	1:19.436	42.465	142.5	2:53.847
2	2:41.520	43.681	1:16.554	41.285	156.1	5:35.367
3	2:40.950	43.512	1:16.235	41.203	156.7	8:16.317
4	2:40.475	43.072	1:15.882	41.521	157.1	10:56.792
5	2:40.622	43.079	1:16.049	41.494	157.0	13:37.414
6	2:42.028	43.325	1:16.991	41.712	155.6	16:19.442
7	2:41.742	43.309	1:16.246	42.187	155.9	19:01.184
8	2:40.365	43.249	1:15.997	41.119	157.2	21:41.549
9	2:45.214	43.475	1:16.152	45.587	152.6	24:26.763
10	3:58.052	56.607	1:52.793	1:08.652	105.9	28:24.815
11	3:19.434	56.284	1:25.181	57.969	126.4	31:44.249
12	2:40.778	43.218	1:16.062	41.498	156.8	34:25.027

**87** **Ariel LEVI** ISR  
Team Huber Racing Porsche 911 GT3 Cup (Type 992)

1	2:45.573	48.059	1:15.779	41.735	149.6	2:45.573
---	----------	--------	----------	--------	-------	----------

**92** **Luca RETTENBACHER** AUT  
Huber Racing Porsche 911 GT3 Cup (Type 992)

1	2:49.513	50.056	1:17.484	41.973	146.2	2:49.513
2	2:40.148	43.482	1:15.893	40.773	157.4	5:29.661
3	2:39.318	43.099	1:15.260	40.959	158.3	8:08.979
4	2:40.319	43.296	1:15.805	41.218	157.3	10:49.298
5	2:40.151	43.125	1:16.238	40.788	157.4	13:29.449
6	2:40.153	43.266	1:15.463	41.424	157.4	16:09.602
7	2:39.152	43.130	1:15.701	40.321	158.4	18:48.754
8	2:39.522	43.296	1:15.562	40.664	158.1	21:28.276
9	2:40.857	43.109	1:15.901	41.847	156.7	24:09.133
10	4:06.108	1:04.258	1:54.173	1:07.677	102.5	28:15.241
11	3:24.098	57.550	1:27.276	59.272	123.5	31:39.339
12	2:39.819	42.880	1:15.781	41.158	157.8	34:19.158

**98** **Jan SEYFFERT** DEU  
HP Racing Int. with Huber Porsche 911 GT3 Cup (Type 992)

1	2:50.448	50.102	1:18.710	41.636	145.4	2:50.448
2	2:41.102	43.627	1:16.197	41.278	156.5	5:31.550
3	2:40.169	43.062	1:15.962	41.145	157.4	8:11.719
4	2:40.406	43.076	1:16.289	41.041	157.2	10:52.125
5	2:47.497	43.144	1:21.591	42.762	150.5	13:39.622
6	2:43.009	43.186	1:16.615	43.208	154.7	16:22.631
7	2:48.675	43.063	1:24.494	41.118	149.5	19:11.306
8	2:40.362	43.177	1:15.973	41.212	157.2	21:51.668
9	2:45.257	43.186	1:16.371	45.700	152.6	24:36.925
10	3:52.369	51.256	1:51.785	1:09.328	108.5	28:29.294
11	3:18.329	56.934	1:23.654	57.741	127.1	31:47.623
12	2:42.410	43.377	1:17.317	41.716	155.2	34:30.033

**99** **Bastian BUUS** DNK  
Allied-Racing Porsche 911 GT3 Cup (Type 992)

1	2:43.131	46.295	1:15.473	41.363	151.9	2:43.131
2	2:39.729	42.683	1:15.581	41.465	157.9	5:22.860
3	2:37.996	42.681	1:14.716	40.599	159.6	8:00.856
4	2:38.992	42.859	1:15.121	41.012	158.6	10:39.848
5	2:38.809	42.768	1:15.009	41.032	158.8	13:18.657
6	2:39.733	42.785	1:15.506	41.442	157.9	15:58.390
7	2:39.763	43.013	1:15.650	41.100	157.8	18:38.153
8	2:39.514	42.966	1:15.657	40.891	158.1	21:17.667
9	2:41.382	42.856	1:16.101	42.425	156.2	23:59.049
10	4:12.970	1:10.730	1:55.377	1:06.863	99.7	28:12.019
11	3:25.837	57.777	1:28.508	59.552	122.5	31:37.856
12	2:39.586	42.885	1:15.919	40.782	158.0	34:17.442