


Porsche Carrera Cup Benelux 6 Hours of Spa-Francorchamps Free Practice 2

Sector Analysis

— Invalidated Lap ■ Personal Best ■ Session Best B Crossing the pit lane

Lap	Time	Sector 1	Sector 2	Sector 3	Kph	Elapsed	Lap	Time	Sector 1	Sector 2	Sector 3	Kph	Elapsed	
3 Ryan Ratcliffe GBR Revs Motorsport Porsche 911 GT3 Cup (Type 992)							11	2:27.992	41.386	1:08.597	38.009	170.4	32:40.254	
1	2:31.955	B	43.473	1:09.906	38.576	163.0	12	2:44.984	41.076	1:19.932	43.976	152.8	35:25.238	
2	2:28.360		41.627	1:08.902	37.831	170.0								
3	2:26.249		40.841	1:07.893	37.515	172.4								
4	2:26.272		40.948	1:07.505	37.819	172.4								
5	9:56.745	B	7:48.491	1:24.540	43.714	42.3								
6	2:55.585		48.182	1:24.605	42.798	143.6								
7	2:31.420		41.629	1:11.467	38.324	166.5								
8	2:24.847		40.853	1:06.799	37.195	174.1								
9	2:23.972		40.386	1:06.326	37.260	175.1								
10	7:12.804	B	5:25.759	1:08.145	38.900	58.3								
4 Marc Waechter CHE G2 Racing Porsche 911 GT3 Cup (Type 992)							9	2:27.192	41.361	1:07.893	37.938	171.3	32:34.099	
1	2:38.594	B	46.287	1:12.513	39.794	156.2	10	2:50.582	B	40.891	1:17.397	52.294	147.8	35:24.681
2	2:31.919		43.033	1:10.098	38.788	166.0	11	5:18.135		3:29.173	1:10.374	38.588	79.3	40:42.816
3	2:30.147		42.549	1:08.818	38.780	167.9								
4	2:30.166		42.325	1:09.050	38.791	167.9								
5	4:50.280	B	3:01.585	1:09.905	38.790	86.9								
6	2:29.506		42.259	1:09.079	38.168	168.6								
7	2:31.643		42.036	1:10.419	39.188	166.3								
8	2:28.373		41.611	1:08.567	38.195	169.9								
9	2:28.182		41.652	1:08.143	38.387	170.2								
10	2:28.729		41.696	1:08.686	38.347	169.5								
11	5:34.309	B	3:45.785	1:09.477	39.047	75.4								
12	2:31.622		42.519	1:10.333	38.770	166.3								
13	2:28.419		41.847	1:08.353	38.219	169.9								
5 Micah Stanley MCO Richardson Racing Porsche 911 GT3 Cup (Type 992)							9	2:27.947	44.675	1:13.213	40.059	159.6	27:38.006	
1	2:31.487	B	42.080	1:09.570	39.837	163.5	10	2:45.673		40.370	1:24.267	41.036	152.2	35:14.923
2	2:26.393		40.771	1:07.789	37.833	172.2	11	5:58.180	B	4:11.331	1:08.962	37.887	70.4	41:13.103
3	2:29.987		40.590	1:10.029	39.368	168.1								
4	2:27.827		41.395	1:08.286	38.146	170.6								
5	2:26.886		40.939	1:07.811	38.136	171.7								
6	2:42.889		40.720	1:20.712	41.457	154.8								
7	9:05.867	B	7:06.417	1:18.338	41.112	46.2								
8	2:34.490		43.066	1:11.283	40.141	163.2								
9	2:25.605		40.502	1:07.465	37.638	173.2								
10	2:23.720		40.231	1:05.570	37.919	175.4								
11	2:23.003		40.316	1:05.875	36.812	176.3								
12	2:26.056		41.528	1:07.319	37.209	172.6								
7 Didier Glorieux BEL Speedlover Porsche 911 GT3 Cup (Type 992)							10	2:24.518	40.675	1:06.782	37.061	174.5	30:57.538	
1	2:29.573	B	42.697	1:08.603	38.273	165.6	11	2:26.770		40.472	1:08.402	37.896	171.8	33:24.308
2	2:25.205		41.425	1:06.622	37.158	173.6	12	2:35.190		40.340	1:15.288	39.562	162.5	35:59.498
3	2:24.873		41.170	1:06.440	37.263	174.0								
4	2:24.936		40.719	1:06.831	37.386	174.0								
5	2:25.561		40.857	1:06.603	38.101	173.2								
6	2:30.665		45.597	1:07.263	37.805	167.4								
7	5:26.962	B	3:38.773	1:08.124	40.065	77.1								
8	2:26.150		41.335	1:07.463	37.352	172.5								
9	2:27.410		41.650	1:07.221	38.539	171.0								
10	2:28.376		41.227	1:08.099	39.050	169.9								
8 Aaron Mason GBR Revs Motorsport Porsche 911 GT3 Cup (Type 992)							1	2:31.810	B	43.084	1:09.882	38.844	163.2	5:52.663
1	2:39.663	B	46.372	1:12.684	40.607	155.2	2	3:14.275	B	1:26.935	1:09.199	38.141	129.8	9:06.938
2	2:30.610		41.752	1:08.893	39.965	167.4	3	6:32.303	B	4:25.014	1:21.892	45.397	64.3	15:39.241
3	2:28.325		41.734	1:08.478	38.113	170.0	4	2:33.963		45.567	1:10.377	38.019	163.8	18:13.204
4	2:27.726		41.045	1:08.480	38.201	170.7	5	2:30.018		40.816	1:11.806	37.396	168.1	20:43.222
5	2:27.328		41.107	1:08.466	37.755	171.1	6	2:25.503		40.909	1:07.201	37.393	173.3	23:08.725
6	2:40.477	B	40.945	1:08.000	51.532	157.1	7	2:24.709		40.683	1:06.851	37.175	174.2	25:33.434
7	8:49.943		6:47.852	1:18.254	43.837	47.6	8	5:08.405	B	3:22.117	1:08.475	37.813	81.8	30:41.839
8	2:36.484		42.872	1:11.757	41.855	161.1	9	2:25.437		40.774	1:07.065	37.598	173.4	33:07.276
9	2:27.192		41.361	1:07.893	37.938	171.3								
10	2:50.582	B	40.891	1:17.397	52.294	147.8								
11	5:18.135		3:29.173	1:10.374	38.588	79.3								
9 Rik Koen NLD Revs Motorsport Porsche 911 GT3 Cup (Type 992)							1	2:32.150	B	42.662	1:08.504	40.984	162.8	5:24.562
1	2:32.150	B	42.662	1:08.504	40.984	162.8	2	2:25.351		40.461	1:07.764	37.126	173.5	7:49.913
2	2:25.351		40.461	1:07.764	37.126	173.5	3	2:25.058		40.612	1:07.156	37.290	173.8	10:14.971
3	2:25.058		40.612	1:07.156	37.290	173.8	4	2:24.507		40.601	1:06.886	37.020	174.5	12:39.478
4	2:24.507		40.601	1:06.886	37.020	174.5	5	9:55.916	B	8:08.837	1:09.138	37.941	42.3	22:35.394
5	9:55.916	B	8:08.837	1:09.138	37.941	42.3	6	2:24.665		40.526	1:07.127	37.012	174.3	25:00.059
6	2:24.665		40.526	1:07.127	37.012	174.3	7	2:37.947		44.675	1:13.213	40.059	159.6	27:38.006
7	2:37.947		44.675	1:13.213	40.059	159.6	8	2:24.724		40.503	1:07.191	37.030	174.2	30:02.730
8	2:24.724		40.503	1:07.191	37.030	174.2	9	2:26.520		40.993	1:08.135	37.392	172.1	32:29.250
9	2:26.520		40.993	1:08.135	37.392	172.1	10	2:45.673		40.370	1:24.267	41.036	152.2	35:14.923
10	2:45.673		40.370	1:24.267	41.036	152.2	11	5:58.180	B	4:11.331	1:08.962	37.887	70.4	41:13.103
11	5:58.180	B	4:11.331	1:08.962	37.887	70.4								
10 Pietro Armani ITA Ombra Racing Porsche 911 GT3 Cup (Type 992)							1	2:37.582	B	44.623	1:13.016	39.943	157.2	6:42.509
1	2:37.582	B	44.623	1:13.016	39.943	157.2	2	2:43.859		43.757	1:20.036	40.066	153.9	9:26.368
2	2:43.859		43.757	1:20.036	40.066	153.9	3	2:25.901		40.893	1:07.491	37.517	172.8	11:52.269
3	2:25.901		40.893	1:07.491	37.517	172.8	4	2:24.661		40.502	1:06.680	37.479	174.3	14:16.930
4	2:24.661		40.502	1:06.680	37.479	174.3	5	2:26.762		40.658	1:07.688	38.416	171.8	16:43.692
5	2:26.762		40.658	1:07.688	38.416	171.8	6	2:24.234		40.649	1:06.422	37.163	174.8	19:07.926
6	2:24.234		40.649	1:06.422	37.163	174.8	7	4:35.268	B	2:48.635	1:08.709	37.924	91.6	23:43.194
7	4:35.268	B	2:48.635	1:08.709	37.924	91.6	8	2:24.562		40.557	1:06.603	37.402	174.4	26:07.756
8	2:24.562		40.557	1:06.603	37.402	174.4	9	2:25.264		40.716	1:06.687	37.861	173.6	28:33.020
9	2:25.264		40.716	1:06.687	37.861	173.6	10	2:24.518		40.675	1:06.782	37.061	174.5	30:57.538
10	2:24.518		40.675	1:06.782	37.061	174.5	11	2:26.770		40.472	1:08.402	37.896	171.8	33:24.308
11	2:26.770		40.472	1:08.402	37.896	171.8	12	2:35.190		40.340	1:15.288	39.562	162.5	35:59.498
12	2:35.190		40.340	1:15.288	39.562	162.5								
11 Tijn Jilesen NLD JW Raceservice Porsche 911 GT3 Cup (Type 992)							1	2:31.810	B	43.084	1:09.882	38.844	163.2	5:52.663
1	2:31.810	B	43.084	1:09.882	38.844	163.2	2	3:14.275	B	1:26.935	1:09.199	38.141	129.8	9:06.938
2	3:14.275	B	1:26.935	1:09.199	38.141	129.8	3	6:32.303	B	4:25.014	1:21.892	45.397	64.3	15:39.241
3	6:32.303	B	4:25.014	1:21.892	45.397	64.3	4	2:33.963		45.567	1:10.377	38.019	163.8	18:13.204
4	2:33.963		45.567	1:10.377	38.019	163.8	5	2:30.018		40.816	1:11.806	37.396	168.1	20:43.222
5	2:30.018		40.816	1:11.806	37.396	168.1	6	2:25.503		40.909	1:07.201	37.393	173.3	23:08.725




Porsche Carrera Cup Benelux 6 Hours of Spa-Francorchamps Free Practice 2

Sector Analysis

— Invalidated Lap ■ Personal Best ■ Session Best B Crossing the pit lane

Lap	Time	Sector 1	Sector 2	Sector 3	Kph	Elapsed	Lap	Time	Sector 1	Sector 2	Sector 3	Kph	Elapsed
10	<u>2:26.131</u>	40.526	1:07.421	38.184	172.5	35:33.407	4	2:24.756	40.686	1:06.881	37.189	174.2	13:26.005
11	2:25.576	40.945	1:07.200	37.431	173.2	37:58.983	5	7:31.870 B	5:16.482	1:23.962	51.426	55.8	20:57.875
12	3:03.828 B	1:17.783	1:08.256	37.789	137.2	41:02.811	6	2:24.106	40.844	1:06.318	36.944	175.0	23:21.981
12	Maik Rosenberg					DEU	7	<u>2:22.504</u>	40.191	<u>1:05.497</u>	36.816	176.9	25:44.485
	Team GP Elite					Porsche 911 GT3 Cup (Type 992)	8	2:22.887	<u>39.910</u>	1:06.385	<u>36.592</u>	176.5	28:07.372
1	2:37.408 B	44.513	1:12.521	40.374	157.4	6:35.441	9	2:23.185	40.495	1:06.049	36.641	176.1	30:30.557
2	2:30.629	42.089	1:09.811	38.729	167.4	9:06.070	10	4:44.936 B	2:53.793	1:13.259	37.884	88.5	35:15.493
3	2:29.526	41.588	1:09.313	38.625	168.6	11:35.596	11	2:23.702	40.301	1:06.501	36.900	175.5	37:39.195
4	2:28.118	41.412	1:08.565	38.141	170.2	14:03.714	12	<u>2:22.985</u>	39.987	1:06.147	36.851	176.3	40:02.180
5	5:43.070 B	3:25.422	1:26.870	50.778	73.5	19:46.784							
6	2:56.329	46.954	1:20.732	48.643	143.0	22:43.113	16	Flynt Schuring					NLD
7	2:28.666	41.490	1:09.347	37.829	169.6	25:11.779		Huber Racing					Porsche 911 GT3 Cup (Type 992)
8	2:35.826	48.052	1:08.746	39.028	161.8	27:47.605	1	3:09.998 B	1:24.239	1:08.384	37.375	130.4	6:15.858
9	<u>2:26.295</u>	40.907	<u>1:07.877</u>	<u>37.511</u>	172.4	30:13.900	2	2:25.976	40.607	1:07.973	37.396	172.7	8:41.834
10	2:27.251	40.931	1:08.608	37.712	171.2	32:41.151	3	2:24.710	40.212	1:07.394	37.104	174.2	11:06.544
11	2:37.813	<u>40.806</u>	1:16.924	40.083	159.8	35:18.964	4	2:26.810	40.160	1:08.059	38.591	171.7	13:33.354
12	4:14.443 B	2:24.952	1:10.140	39.351	99.1	39:33.407	5	6:08.770 B	4:23.333	1:07.864	37.573	68.4	19:42.124
13	2:28.058	40.918	1:09.457	37.683	170.3	42:01.465	6	<u>2:25.505</u>	40.582	1:07.410	37.513	173.3	22:07.629
							7	4:22.677 B	2:25.001	1:18.560	39.116	96.0	26:30.306
13	Joan Vinyes					AND	8	2:29.031	40.749	1:08.421	39.861	169.2	28:59.337
	Baporo Motorsport					Porsche 911 GT3 Cup (Type 992)	9	2:22.740	40.180	<u>1:05.850</u>	36.710	176.6	31:22.077
1	2:45.944 B	49.639	1:15.049	41.256	149.3	6:29.767	10	<u>2:22.583</u>	39.921	1:06.008	36.654	176.8	33:44.660
2	2:34.683	44.488	1:11.598	38.597	163.0	9:04.450	11	2:23.177	<u>39.867</u>	1:06.679	<u>36.631</u>	176.1	36:07.837
3	2:52.331	47.993	1:15.473	48.865	146.3	11:56.781	12	2:24.045	40.570	1:06.427	37.048	175.0	38:31.882
4	6:21.353 B	4:29.819	1:12.825	38.709	66.1	18:18.134							
5	<u>2:27.550</u>	41.100	1:08.598	<u>37.852</u>	170.9	20:45.684	17	Bob Wilwert					LUX
6	<u>2:27.974</u>	41.176	1:08.277	38.521	170.4	23:13.658		Speedlover					Porsche 911 GT3 Cup (Type 992)
7	2:27.950	<u>40.858</u>	1:08.422	38.670	170.4	25:41.608	1	2:37.836 B	45.468	1:12.763	39.605	157.0	6:12.985
8	<u>2:30.239</u>	41.169	1:09.438	39.632	167.8	28:11.847	2	2:33.952	42.676	1:11.727	39.549	163.8	8:46.937
9	<u>2:26.521</u>	40.751	<u>1:07.863</u>	37.907	172.1	30:38.368	3	2:34.346	42.514	1:11.795	40.037	163.4	11:21.283
10	<u>2:26.865</u>	40.730	1:08.187	37.948	171.7	33:05.233	4	2:34.259	43.075	1:11.746	39.438	163.5	13:55.542
11	2:28.495	40.931	1:08.267	39.297	169.8	35:33.728	5	2:33.900	43.050	1:11.509	39.341	163.8	16:29.442
12	2:31.764	41.160	1:11.299	39.305	166.1	38:05.492	6	2:33.743	42.983	1:11.169	39.591	164.0	19:03.185
13	<u>2:27.513</u>	40.792	1:08.405	38.316	170.9	40:33.005	7	2:35.059	44.163	1:11.460	39.436	162.6	21:38.244
							8	2:33.395	42.733	1:11.194	39.468	164.4	24:11.639
14	Lucas Van Eijndhoven					NLD	9	2:31.600	42.632	1:10.213	38.755	166.3	26:43.239
	JW Raceservice					Porsche 911 GT3 Cup (Type 992)	10	2:32.088	42.555	1:10.347	39.186	165.8	29:15.327
1	2:30.893 B	43.704	1:08.633	38.556	164.2	5:50.293	11	<u>2:30.347</u>	42.454	<u>1:09.713</u>	<u>38.180</u>	167.7	31:45.674
2	<u>3:00.674</u> B	1:15.297	1:07.499	37.878	139.6	8:50.967	12	2:31.075	<u>42.125</u>	1:10.273	38.677	166.9	34:16.749
3	<u>2:25.729</u>	<u>40.355</u>	1:07.383	37.991	173.0	11:16.696	13	2:30.671	42.152	1:09.799	38.720	167.3	36:47.420
4	<u>2:25.294</u>	40.545	1:07.122	37.627	173.5	13:41.990	14	2:34.077	42.506	1:10.734	40.837	163.6	39:21.497
5	2:26.696	40.535	1:07.598	38.563	171.9	16:08.686	15	2:35.084	43.836	1:11.266	39.982	162.6	41:56.581
6	2:26.697	41.143	1:07.670	37.884	171.9	18:35.383							
7	<u>4:28.384</u> B	2:42.615	1:08.129	37.640	93.9	23:03.767	18	Keagan Masters					ZAF
8	<u>2:25.690</u>	40.546	1:07.398	37.746	173.1	25:29.457		Ombra Racing					Porsche 911 GT3 Cup (Type 992)
9	<u>2:25.297</u>	40.666	<u>1:06.936</u>	37.695	173.5	27:54.754	1	2:33.918 B	44.566	1:10.651	38.701	161.0	7:21.384
10	2:25.524	40.517	1:07.428	<u>37.579</u>	173.3	30:20.278	2	<u>2:26.176</u>	41.583	1:07.269	37.324	172.5	9:47.560
11	5:08.002 B	3:21.830	1:08.493	37.679	81.9	35:28.280	3	<u>2:24.666</u>	40.447	1:06.749	37.470	174.3	12:12.226
12	<u>2:26.655</u>	40.764	1:08.447	37.444	171.9	37:54.935	4	<u>2:24.262</u>	40.400	1:06.725	<u>37.137</u>	174.8	14:36.488
13	2:28.411	40.517	1:08.745	39.149	169.9	40:23.346	5	2:24.205	40.345	1:06.715	37.145	174.8	17:00.693
							6	<u>2:24.044</u>	<u>40.192</u>	1:06.707	37.145	175.0	19:24.737
15	Glenn Van Parijs					BEL	7	<u>2:24.295</u>	40.421	<u>1:06.598</u>	37.276	174.7	21:49.032
	August by NGT					Porsche 911 GT3 Cup (Type 992)	8	5:52.466 B	3:49.258	1:23.639	39.569	71.5	27:41.498
1	3:14.786 B	1:26.405	1:09.826	38.555	127.2	6:09.602	9	2:37.499	47.924	1:11.713	37.862	160.1	30:18.997
2	2:26.286	40.654	1:07.150	38.482	172.4	8:35.888	10	<u>2:29.373</u>	41.313	1:09.889	38.171	168.8	32:48.370
3	2:25.361	40.966	1:07.059	37.336	173.5	11:01.249	11	<u>2:34.663</u>	40.397	1:11.159	43.107	163.0	35:23.033




Porsche Carrera Cup Benelux 6 Hours of Spa-Francorchamps Free Practice 2

Sector Analysis

— Invalidated Lap ■ Personal Best ■ Session Best B Crossing the pit lane

Lap	Time	Sector 1	Sector 2	Sector 3	Kph	Elapsed	Lap	Time	Sector 1	Sector 2	Sector 3	Kph	Elapsed	
21	Sacha Norden NLD							7	2:25.744	40.967	1:06.829	37.948	173.0	23:26.428
	Team GP Elite Porsche 911 GT3 Cup (Type 992)							8	<u>2:26.035</u>	40.839	1:07.212	37.984	172.7	25:52.463
1	3:11.238B	1:22.606	1:10.496	38.136	129.6	6:52.374	9	2:41.348	40.928	1:12.030	48.390	156.3	28:33.811	
2	2:27.195	41.223	1:07.975	37.997	171.3	9:19.569	10	5:31.195B	3:42.818	1:09.603	38.774	76.1	34:05.006	
3	2:29.104	43.049	1:07.952	38.103	169.1	11:48.673	11	2:27.980	41.604	1:07.956	38.420	170.4	36:32.986	
4	2:27.775	40.920	1:08.191	38.664	170.6	14:16.448	12	2:27.703	41.395	1:08.457	37.851	170.7	39:00.689	
5	5:37.366B	3:43.421	1:13.429	40.516	74.7	19:53.814	13	2:27.874	41.338	1:08.368	38.168	170.5	41:28.563	
6	2:42.246	43.271	1:12.428	46.547	155.4	22:36.060								
7	2:26.905	40.700	1:07.292	38.913	171.6	25:02.965								
8	2:24.508	40.760	1:06.439	37.309	174.5	27:27.473								
9	2:30.447	40.450	1:07.229	42.768	167.6	29:57.920								
10	<u>2:25.572</u>	40.349	1:07.339	37.884	173.2	32:23.492								
11	2:25.199	40.339	1:07.087	37.773	173.7	34:48.691								
12	2:28.536	40.669	1:10.183	37.684	169.8	37:17.227								
13	2:24.714	40.438	1:06.635	37.641	174.2	39:41.941								
26	Lucas Groeneveld NLD													
	Team GP Elite Porsche 911 GT3 Cup (Type 992)													
1	2:25.429B	41.072	1:07.275	37.082	170.4	5:00.719								
2	2:23.575	40.404	1:06.236	36.935	175.6	7:24.294								
3	<u>2:24.779</u>	40.238	1:07.332	37.209	174.2	9:49.073								
4	<u>2:24.814</u>	40.311	1:07.177	37.326	174.1	12:13.887								
5	<u>4:43.719B</u>	2:59.120	1:07.309	37.290	88.9	16:57.606								
6	<u>2:24.611</u>	40.290	1:07.166	37.155	174.4	19:22.217								
7	<u>2:25.139</u>	40.200	1:06.733	38.206	173.7	21:47.356								
8	4:23.924B	2:38.035	1:08.155	37.734	95.5	26:11.280								
9	2:25.258	40.369	1:06.932	37.957	173.6	28:36.538								
10	2:25.988	40.248	1:07.543	38.197	172.7	31:02.526								
11	4:19.494B	2:30.813	1:10.354	38.327	97.2	35:22.020								
12	2:24.561	40.666	1:07.003	36.892	174.4	37:46.581								
13	2:22.720	39.910	1:05.720	37.090	176.7	40:09.301								
33	Sebastien Lajoux FRA													
	DUWO Racing Porsche 911 GT3 Cup (Type 992)													
1	2:46.244B	41.697	1:08.038	56.509	149.0	8:01.351								
2	2:28.430	41.146	1:07.016	40.268	169.9	10:29.781								
3	2:26.316	41.465	1:07.121	37.730	172.3	12:56.097								
4	<u>2:27.189</u>	40.917	1:08.597	37.675	171.3	15:23.286								
5	2:26.446	41.125	1:07.216	38.105	172.2	17:49.732								
6	5:22.888B	3:33.225	1:11.514	38.149	78.1	23:12.620								
7	2:28.396	41.376	1:08.031	38.989	169.9	25:41.016								
8	<u>2:28.556</u>	41.537	1:08.709	38.310	169.7	28:09.572								
9	<u>2:26.721</u>	41.092	1:07.683	37.946	171.9	30:36.293								
10	2:26.885	41.305	1:07.728	37.852	171.7	33:03.178								
11	<u>2:29.843</u>	41.310	1:09.137	39.396	168.3	35:33.021								
12	<u>2:28.534</u>	41.348	1:09.000	38.186	169.8	38:01.555								
13	2:27.910	41.419	1:08.584	37.907	170.5	40:29.465								
36	Ralph Poppelaars NLD													
	Hans Weijs Motorsport Porsche 911 GT3 Cup (Type 992)													
1	2:38.021B	46.946	1:11.152	39.923	156.8	6:10.658								
2	2:29.935	41.817	1:08.921	39.197	168.2	8:40.593								
3	4:54.096B	2:51.225	1:19.089	43.782	85.7	13:34.689								
4	<u>2:32.730</u>	43.005	1:10.692	39.033	165.1	16:07.419								
5	2:27.186	41.444	1:07.866	37.876	171.3	18:34.605								
6	2:26.079	41.009	1:07.352	37.718	172.6	21:00.684								
42	Cedric Chassang NLD													
	Team GP Elite Porsche 911 GT3 Cup (Type 992)													
1	2:40.669B	45.346	1:15.544	39.779	154.2	6:43.170								
2	2:30.515	42.085	1:10.117	38.313	167.5	9:13.685								
3	2:30.000	42.292	1:09.047	38.661	168.1	11:43.685								
4	2:31.201	43.263	1:09.855	38.083	166.8	14:14.886								
5	2:29.649	41.350	1:09.841	38.458	168.5	16:44.535								
6	2:28.415	41.366	1:08.525	38.524	169.9	19:12.950								
7	5:10.339B	3:06.876	1:20.577	42.886	81.2	24:23.289								
8	2:41.698	45.877	1:12.886	42.935	155.9	27:04.987								
9	2:26.864	41.595	1:07.925	37.344	171.7	29:31.851								
10	2:25.102	40.704	1:06.927	37.471	173.8	31:56.953								
11	2:30.240	43.130	1:09.361	37.749	167.8	34:27.193								
12	2:29.118	40.900	1:10.817	37.401	169.1	36:56.311								
13	2:25.678	40.650	1:07.045	37.983	173.1	39:21.989								
46	Robert de Haan NLD													
	Richardson Racing Porsche 911 GT3 Cup (Type 992)													
1	2:31.241B	41.496	1:10.004	39.741	163.8	5:20.298								
2	2:24.495	40.455	1:06.591	37.449	174.5	7:44.793								
3	2:23.328	40.119	1:06.198	37.011	175.9	10:08.121								
4	2:23.530	40.270	1:06.155	37.105	175.7	12:31.651								
5	<u>2:23.890</u>	40.383	1:06.399	37.108	175.2	14:55.541								
6	<u>2:24.305</u>	40.634	1:06.688	36.983	174.7	17:19.846								
7	<u>2:39.826B</u>	7:41.171	1:17.928	40.727	43.5	26:59.672								
8	2:29.807	42.844	1:09.675	37.288	168.3	29:29.479								
9	2:21.728	40.099	1:05.176	36.453	177.9	31:51.207								
10	2:21.916	39.729	1:05.490	36.697	177.7	34:13.123								
11	2:21.591	39.823	1:05.392	36.376	178.1	36:34.714								
56	Quentin Antonel FRA													
	Q1 Trackracing Porsche 911 GT3 Cup (Type 992)													
1	3:11.739B	1:21.995	1:10.833	38.911	129.2	5:55.704								
2	<u>2:29.598</u>	42.249	1:09.215	38.134	168.5	8:25.302								
3	<u>2:27.537</u>	41.439	1:07.936	38.162	170.9	10:52.839								
4	2:29.935	41.149	1:08.592	40.194	168.2	13:22.774								
5	7:06.881B	5:17.603	1:10.768	38.510	59.1	20:29.655								
6	2:27.200	41.149	1:08.095	37.956	171.3	22:56.855								
7	<u>2:26.831</u>	40.816	1:08.132	37.883	171.7	25:23.686								
8	2:32.019	42.612	1:09.335	40.072	165.9	27:55.705								
9	2:28.109	41.257	1:08.755	38.097	170.2	30:23.814								
10	2:26.465	40.862	1:07.920	37.683	172.2	32:50.279								
11	2:29.907	40.792	1:09.544	39.571	168.2	35:20.186								
12	<u>2:27.747</u>	41.163	1:08.729	37.855	170.7	37:47.933								
13	2:27.613	41.004	1:08.516	38.093	170.8	40:15.546								
57	Dirk Schouten NLD													
	Q1 Trackracing Porsche 911 GT3 Cup (Type 992)													
1	<u>2:28.991B</u>	42.158	1:08.850	37.983	166.3	5:13.755								




Porsche Carrera Cup Benelux 6 Hours of Spa-Francorchamps Free Practice 2

Sector Analysis

— Invalidated Lap ■ Personal Best ■ Session Best B Crossing the pit lane

Lap	Time	Sector 1	Sector 2	Sector 3	Kph	Elapsed	Lap	Time	Sector 1	Sector 2	Sector 3	Kph	Elapsed
2	<u>2:25.450</u>	40.744	1:07.323	37.383	173.4	7:39.205	10	2:22.959	40.388	1:05.746	36.825	176.4	36:02.370
3	<u>2:24.889</u>	40.531	1:06.778	37.580	174.0	10:04.094	88 Horst Felix Felbermayr AUT Huber Racing Porsche 911 GT3 Cup (Type 992)						
4	<u>2:24.776</u>	40.462	1:06.797	37.517	174.2	12:28.870	1	2:29.628 B	42.741	1:08.861	38.026	165.6	6:08.200
5	2:24.917	40.358	1:07.035	37.524	174.0	14:53.787	2	<u>2:27.544</u>	41.188	1:07.514	38.842	170.9	8:35.744
6	<u>2:25.131</u>	40.697	1:06.946	37.488	173.7	17:18.918	3	<u>2:26.685</u>	41.754	1:07.235	37.696	171.9	11:02.429
7	<u>2:25.154</u>	40.357	1:07.181	37.616	173.7	19:44.072	4	<u>2:25.884</u>	40.940	1:07.163	37.781	172.8	13:28.313
8	5:23.713 B	3:36.472	1:08.189	39.052	77.9	25:07.785	5	<u>2:26.130</u>	41.310	1:07.148	37.672	172.5	15:54.443
9	2:25.456	40.532	1:07.161	37.763	173.3	27:33.241	6	6:30.653 B	4:30.978	1:19.438	40.237	64.5	22:25.096
10	2:26.983	40.517	1:08.839	37.627	171.5	30:00.224	7	<u>2:32.262</u>	44.342	1:07.018	40.902	165.6	24:57.358
11	<u>2:42.814</u>	40.460	1:24.704	37.650	154.9	32:43.038	8	<u>2:23.828</u>	40.790	1:06.034	37.004	175.3	27:21.186
12	2:33.027	40.982	1:13.041	39.004	164.8	35:16.065	9	2:23.901	40.911	1:05.949	37.041	175.2	29:45.087
13	2:29.133	40.757	1:10.409	37.967	169.1	37:45.198	10	2:24.126	40.652	1:06.191	37.283	174.9	32:09.213
14	<u>2:26.807</u>	40.613	1:08.491	37.703	171.8	40:12.005	11	<u>2:24.784</u>	40.889	1:06.556	37.339	174.2	34:33.997
75 Etienne Ploenes DEU Revs Motorsport Porsche 911 GT3 Cup (Type 992)							12	2:25.556	40.979	1:07.141	37.436	173.2	36:59.553
1	2:35.474 B	42.667	1:10.260	42.547	159.4	5:58.664	13	2:25.901	40.882	1:07.227	37.792	172.8	39:25.454
2	<u>2:29.006</u>	41.048	1:07.982	39.976	169.2	8:27.670	92 Benjamin Paque BEL August by NGT Porsche 911 GT3 Cup (Type 992)						
3	<u>2:26.650</u>	40.790	1:07.666	38.194	171.9	10:54.320	1	3:25.702 B	1:36.040	1:09.124	40.538	120.4	6:33.817
4	2:27.388	40.776	1:08.361	38.251	171.1	13:21.708	2	<u>2:25.276</u>	40.602	1:07.140	37.534	173.6	8:59.093
5	2:27.105	41.107	1:07.759	38.239	171.4	15:48.813	3	2:24.987	40.650	1:07.055	37.282	173.9	11:24.080
6	2:26.641	40.890	1:07.537	38.214	171.9	18:15.454	4	2:24.377	40.333	1:07.161	36.883	174.6	13:48.457
7	5:06.989 B	3:03.840	1:21.370	41.779	82.1	23:22.443	5	2:23.912	40.168	1:06.581	37.163	175.2	16:12.369
8	2:37.603	46.224	1:12.748	38.631	160.0	26:00.046	6	2:23.587	39.980	1:06.637	36.970	175.6	18:35.956
9	<u>2:31.330</u>	41.222	1:11.517	38.591	166.6	28:31.376	7	7:19.970 B	5:19.020	1:17.414	43.536	57.3	25:55.926
10	2:24.501	40.487	1:06.349	37.665	174.5	30:55.877	8	2:32.692	42.390	1:08.412	41.890	165.1	28:28.618
11	2:24.096	40.542	1:06.206	37.348	175.0	33:19.973	9	2:25.213	40.626	1:07.174	37.413	173.6	30:53.831
12	2:25.302	40.464	1:06.830	38.008	173.5	35:45.275	10	2:22.681	40.195	1:05.944	36.542	176.7	33:16.512
13	4:24.480 B	2:37.923	1:07.250	39.307	95.3	40:09.755	11	2:22.193	39.975	1:05.860	36.358	177.3	35:38.705
77 Paul Meijer NLD Hans Weijs Motorsport Porsche 911 GT3 Cup (Type 992)							12	2:23.480	40.008	1:06.453	37.019	175.7	38:02.185
1	2:30.935 B	43.933	1:09.092	37.910	164.1	5:40.380	13	3:20.176 B	1:36.406	1:06.875	36.895	126.0	41:22.361
2	2:37.660	41.164	1:15.293	41.203	159.9	8:18.040	93 Jaime Font ESP Baporo Motorsport Porsche 911 GT3 Cup (Type 992)						
3	2:26.101	41.276	1:07.461	37.364	172.6	10:44.141	1	2:35.776 B	45.313	1:11.788	38.675	159.0	6:15.016
4	4:46.102 B	3:00.670	1:07.698	37.734	88.1	15:30.243	2	<u>2:30.184</u>	41.353	1:10.276	38.555	167.9	8:45.200
5	<u>2:26.987</u>	40.632	1:08.781	37.574	171.5	17:57.230	3	2:28.173	41.105	1:08.776	38.292	170.2	11:13.373
6	4:13.419 B	2:28.014	1:07.898	37.507	99.5	22:10.649	4	2:27.605	40.828	1:08.518	38.259	170.8	13:40.978
7	<u>2:25.119</u>	40.746	1:07.276	37.097	173.7	24:35.768	5	7:39.648 B	5:52.880	1:08.954	37.814	54.9	21:20.626
8	2:26.802	40.592	1:07.740	38.470	171.8	27:02.570	6	<u>2:27.842</u>	40.939	1:09.024	37.879	170.5	23:48.468
9	4:31.262 B	2:36.848	1:15.239	39.175	93.0	31:33.832	7	<u>2:27.700</u>	40.883	1:08.826	37.991	170.7	26:16.168
10	2:27.806	42.248	1:07.862	37.696	170.6	34:01.638	8	2:27.251	41.072	1:08.241	37.938	171.2	28:43.419
11	2:23.760	40.399	1:06.631	36.730	175.4	36:25.398	9	2:27.578	41.125	1:08.571	37.882	170.9	31:10.997
12	<u>2:23.049</u>	40.159	1:05.878	37.012	176.3	38:48.447	10	2:27.847	41.135	1:08.757	37.955	170.5	33:38.844
13	2:36.375	40.680	1:12.857	42.838	161.2	41:24.822	11	2:28.020	41.737	1:08.192	38.091	170.3	36:06.864
87 Ariel Levi ISR Huber Racing Porsche 911 GT3 Cup (Type 992)							12	2:37.239	42.655	1:12.755	41.829	160.4	38:44.103
1	2:27.483 B	41.473	1:07.972	38.038	168.0	6:28.646	777 Sam Dejonghe BEL RedAnt Racing Porsche 911 GT3 Cup (Type 992)						
2	2:25.362	41.191	1:06.848	37.323	173.5	8:54.008	1	2:29.617 B	42.854	1:09.357	37.406	165.6	5:33.646
3	2:24.701	40.149	1:07.025	37.527	174.2	11:18.709	2	2:25.142	40.862	1:06.821	37.459	173.7	7:58.788
4	2:25.165	40.108	1:07.642	37.415	173.7	13:43.874	3	2:24.413	40.777	1:06.270	37.366	174.6	10:23.201
5	2:26.809	40.188	1:07.451	39.170	171.7	16:10.683	4	2:26.535	40.566	1:06.375	39.594	172.1	12:49.736
6	10:14.447 B	8:16.276	1:17.709	40.462	41.0	26:25.130	5	2:24.581	40.650	1:06.479	37.452	174.4	15:14.317
7	2:29.196	42.677	1:08.981	37.538	169.0	28:54.326	6	7:11.772 B	5:25.940	1:08.185	37.647	58.4	22:26.089
8	2:22.599	40.187	1:05.742	36.670	176.8	31:16.925							
9	2:22.486	39.886	1:05.811	36.789	177.0	33:39.411							



Porsche Carrera Cup Benelux 6 Hours of Spa-Francorchamps Free Practice 2

Sector Analysis

— Invalidated Lap ■ Personal Best ■ Session Best B Crossing the pit lane

Lap	Time	Sector 1	Sector 2	Sector 3	Kph	Elapsed	Lap	Time	Sector 1	Sector 2	Sector 3	Kph	Elapsed
7	2:24.778	40.854	1:06.656	37.268	174.2	24:50.867							
8	2:24.624	40.671	1:06.624	37.329	174.3	27:15.491							
9	2:24.241	40.557	1:06.372	37.312	174.8	29:39.732							
10	2:24.232	40.270	1:06.773	37.189	174.8	32:03.964							
11	2:24.718	40.423	1:06.859	37.436	174.2	34:28.682							
12	2:24.901	40.447	1:06.996	37.458	174.0	36:53.583							
13	2:25.788	40.501	1:07.460	37.827	173.0	39:19.371							
14	2:25.397	40.760	1:07.218	37.419	173.4	41:44.768							

911 Luc Vanderfeesten		BEL											
RedAnt Racing		Porsche 911 GT3 Cup (Type 992)											
1	2:38.035 B	45.043	1:13.381	39.611	156.8	6:02.243							
2	2:33.325	43.000	1:10.586	39.739	164.4	8:35.568							
3	2:33.256	43.903	1:10.826	38.527	164.5	11:08.824							
4	2:30.126	42.175	1:09.448	38.503	168.0	13:38.950							
5	2:29.160	41.802	1:08.650	38.708	169.0	16:08.110							
6	6:19.933 B	4:08.604	1:26.243	45.086	66.4	22:28.043							
7	2:31.484	43.615	1:09.535	38.334	166.4	24:59.527							
8	2:26.994	41.375	1:08.126	37.493	171.5	27:26.521							
9	2:25.639	41.044	1:07.233	37.362	173.1	29:52.160							
10	2:26.466	41.224	1:07.586	37.656	172.2	32:18.626							
11	3:27.777	41.074	1:38.212	1:08.491	121.4	35:46.403							

912 Philippe Wils		BEL											
RedAnt Racing		Porsche 911 GT3 Cup (Type 992)											
1	2:30.900 B	44.235	1:09.304	37.361	164.2	5:37.679							
2	2:26.028	40.589	1:07.619	37.820	172.7	8:03.707							
3	2:24.814	40.611	1:06.751	37.452	174.1	10:28.521							
4	2:24.284	40.623	1:06.483	37.178	174.8	12:52.805							
5	2:25.859	40.490	1:08.004	37.365	172.9	15:18.664							
6	2:25.889	40.543	1:07.481	37.865	172.8	17:44.553							
7	2:26.950	40.486	1:08.419	38.045	171.6	20:11.503							
8	4:26.608 B	2:38.820	1:09.978	37.810	94.6	24:38.111							
9	2:25.961	40.448	1:07.817	37.696	172.7	27:04.072							
10	2:26.793	40.842	1:08.136	37.815	171.8	29:30.865							
11	2:25.681	40.650	1:07.131	37.900	173.1	31:56.546							
12	2:29.834	40.696	1:08.484	40.654	168.3	34:26.380							
13	2:26.603	40.914	1:08.237	37.452	172.0	36:52.983							
14	2:25.599	40.596	1:07.393	37.610	173.2	39:18.582							
15	2:34.644	40.751	1:08.994	44.899	163.0	41:53.226							