


Porsche Carrera Cup Benelux 6 Hours of Spa-Francorchamps Qualifying Practice

Sector Analysis

— Invalidated Lap ■ Personal Best ■ Session Best B Crossing the pit lane

Lap	Time	Sector 1	Sector 2	Sector 3	Kph	Elapsed	Lap	Time	Sector 1	Sector 2	Sector 3	Kph	Elapsed
3 Ryan Ratcliffe GBR Revs Motorsport Porsche 911 GT3 Cup (Type 992)							10	7:38.390B	5:40.413	1:16.341	41.636	55.0	35:40.311
1	3:17.625	1:01.694	1:24.883	51.048	125.4	3:17.625	11	2:39.739	43.508	1:15.204	41.027	157.8	38:20.050
2	2:43.443	45.405	1:16.482	41.556	154.3	6:01.068	12	2:38.995	43.143	1:14.798	41.054	158.6	40:59.045
3	2:43.286	45.031	1:17.562	40.693	154.4	8:44.354	13	<u>2:42.406</u>	43.486	1:16.097	42.823	155.3	43:41.451
4	2:39.994	43.851	1:15.082	41.061	157.6	11:24.348	8 Aaron Mason GBR Revs Motorsport Porsche 911 GT3 Cup (Type 992)						
5	2:44.013	44.298	1:17.274	42.441	153.7	14:08.361	1	3:15.330	1:00.611	1:25.407	49.312	126.8	3:15.330
6	6:36.921B	4:37.972	1:17.412	41.537	63.5	20:45.282	2	2:44.146	45.114	1:17.137	41.895	153.6	5:59.476
7	2:39.986	43.669	1:14.920	41.397	157.6	23:25.268	3	2:41.392	44.122	1:15.494	41.776	156.2	8:40.868
8	3:10.360	43.576	1:22.268	1:04.516	132.5	26:35.628	4	2:41.174	43.934	1:15.223	42.017	156.4	11:22.042
9	9:37.862B	7:35.514	1:19.057	43.291	43.6	36:13.490	5	2:52.032B	44.006	1:17.534	50.492	146.6	14:14.074
10	2:43.658	43.600	1:14.973	45.085	154.1	38:57.148	6	6:03.960	4:00.152	1:18.332	45.476	69.3	20:18.034
11	2:40.635	43.183	1:14.958	42.494	157.0	41:37.783	7	3:02.769	1:04.817	1:16.236	41.716	138.0	23:20.803
12	<u>2:41.526</u>	44.409	1:15.713	41.404	156.1	44:19.309	8	3:12.378	43.801	1:22.440	1:06.137	131.1	26:33.181
4 Marc Waechter CHE G2 Racing Porsche 911 GT3 Cup (Type 992)							9	9:52.361B	7:46.034	1:16.868	49.459	42.6	36:25.542
1	3:45.649	1:30.705	1:26.292	48.652	109.8	3:45.649	10	2:40.116	43.782	1:15.006	41.328	157.5	39:05.658
2	2:48.717	46.448	1:18.793	43.476	149.4	6:34.366	11	2:45.932	43.731	1:15.775	46.426	152.0	41:51.590
3	2:47.964	45.838	1:18.385	43.741	150.1	9:22.330	12	<u>2:43.459</u>	43.788	1:16.876	42.795	154.3	44:35.049
4	2:45.733	45.120	1:17.727	42.886	152.1	12:08.063	9 Rik Koen NLD Revs Motorsport Porsche 911 GT3 Cup (Type 992)						
5	2:44.725	44.732	1:17.737	42.256	153.1	14:52.788	1	3:12.083	1:00.264	1:22.731	49.088	129.0	3:12.083
6	2:45.531	44.593	1:18.645	42.293	152.3	17:38.319	2	2:42.649	45.570	1:16.368	40.711	155.0	5:54.732
7	2:43.736	44.901	1:16.341	42.494	154.0	20:22.055	3	2:38.772	43.710	1:14.754	40.308	158.8	8:33.504
8	2:46.060	44.436	1:18.206	43.418	151.8	23:08.115	4	2:38.544	43.486	1:14.334	40.724	159.0	11:12.048
9	12:32.602B	...	1:17.908	43.544	33.5	35:40.717	5	5:21.234B	3:18.907	1:15.493	46.834	78.5	16:33.282
10	2:44.704	44.907	1:16.364	43.433	153.1	38:25.421	6	<u>2:45.658</u>	43.226	1:22.313	40.119	152.2	19:18.940
11	2:45.719	45.027	1:16.645	44.047	152.2	41:11.140	7	2:37.400	42.787	1:14.244	40.369	160.2	21:56.340
12	2:44.053	44.871	1:16.717	42.465	153.7	43:55.193	8	2:38.350	43.188	1:14.598	40.564	159.2	24:34.690
5 Micah Stanley MCO Richardson Racing Porsche 911 GT3 Cup (Type 992)							9	11:33.711B	9:33.853	1:17.972	41.886	36.3	36:08.401
1	3:03.820	55.120	1:23.605	45.095	134.8	3:03.820	10	<u>2:44.211</u>	43.161	1:14.589	46.461	153.5	38:52.612
2	2:43.297	45.075	1:16.767	41.455	154.4	5:47.117	11	<u>2:39.534</u>	42.972	1:14.713	41.849	158.0	41:32.146
3	2:41.891	44.119	1:15.242	42.530	155.7	8:29.008	12	2:41.215	43.611	1:16.012	41.592	156.4	44:13.361
4	2:39.619	43.775	1:15.090	40.754	158.0	11:08.627	10 Pietro Armani ITA Ombra Racing Porsche 911 GT3 Cup (Type 992)						
5	2:41.524	43.717	1:15.630	42.177	156.1	13:50.151	1	4:38.790	2:29.245	1:25.679	43.866	88.9	4:38.790
6	2:39.538	43.625	1:15.135	40.778	158.0	16:29.689	2	2:48.521	46.340	1:18.148	44.033	149.6	7:27.311
7	2:40.449	43.504	1:14.966	41.979	157.1	19:10.138	3	2:47.187	46.720	1:18.206	42.261	150.8	10:14.498
8	7:21.586B	4:36.474	1:36.196	1:08.916	57.1	26:31.724	4	2:42.286	44.449	1:16.769	41.068	155.4	12:56.784
9	9:33.312B	7:33.603	1:17.538	42.171	44.0	36:05.036	5	2:40.736	43.707	1:15.926	41.103	156.9	15:37.520
10	2:46.249	43.872	1:15.814	46.563	151.7	38:51.285	6	2:39.648	43.820	1:14.925	40.903	157.9	18:17.168
11	2:39.587	43.218	1:14.560	41.809	158.0	41:30.872	7	2:39.636	43.976	1:14.816	40.844	157.9	20:56.804
12	2:41.611	44.717	1:15.475	41.419	156.0	44:12.483	8	4:33.630B	2:27.270	1:17.370	48.990	92.1	25:30.434
7 Didier Glorieux BEL Speedlover Porsche 911 GT3 Cup (Type 992)							9	11:58.830B	9:58.956	1:17.516	42.358	35.1	37:29.264
1	2:46.143	43.135	1:19.777	43.231	149.1	2:46.143	10	2:39.600	43.740	1:15.039	40.821	158.0	40:08.864
2	2:43.047	44.779	1:16.875	41.393	154.6	5:29.190	11	<u>2:39.695</u>	43.692	1:15.115	40.888	157.9	42:48.559
3	2:42.499	43.922	1:15.963	42.614	155.2	8:11.689	12	2:39.492	43.497	1:15.149	40.846	158.1	45:28.051
4	2:40.901	44.057	1:14.600	42.244	156.7	10:52.590	11 Tijn Jilesen NLD JW Racerservice Porsche 911 GT3 Cup (Type 992)						
5	5:26.247B	3:27.767	1:17.205	41.275	77.3	16:18.837	1	3:24.551	1:12.039	1:21.811	50.701	121.1	3:24.551
6	2:40.391	43.675	1:15.568	41.148	157.2	18:59.228	2	2:49.080	45.663	1:18.075	45.342	149.1	6:13.631
7	2:40.092	43.424	1:15.414	41.254	157.5	21:39.320	3	2:43.165	44.693	1:16.883	41.589	154.5	8:56.796
8	2:39.321	43.325	1:15.076	40.920	158.3	24:18.641	4	<u>2:41.245</u>	44.243	1:15.595	41.407	156.4	11:38.041
9	3:43.280	48.664	1:26.042	1:28.574	112.9	28:01.921	5	2:41.408	44.293	1:15.863	41.252	156.2	14:19.449



Porsche Carrera Cup Benelux 6 Hours of Spa-Francorchamps Qualifying Practice

Sector Analysis

— Invalidated Lap ■ Personal Best ■ Session Best B Crossing the pit lane

Lap	Time	Sector 1	Sector 2	Sector 3	Kph	Elapsed	Lap	Time	Sector 1	Sector 2	Sector 3	Kph	Elapsed
6	4:44.023B	2:41.465	1:18.742	43.816	88.8	19:03.472	1	3:02.452	56.679	1:22.289	43.484	135.8	3:02.452
7	2:41.467	44.147	1:15.794	41.526	156.2	21:44.939	2	2:40.276	44.592	1:14.766	40.918	157.3	5:42.728
8	2:41.703	44.909	1:15.620	41.174	155.9	24:26.642	3	2:38.708	43.402	1:14.531	40.775	158.9	8:21.436
9	11:53.509B	9:47.484	1:20.130	45.895	35.3	36:20.151	4	2:37.767	43.249	1:14.212	40.306	159.8	10:59.203
10	2:44.400	43.725	1:19.464	41.211	153.4	39:04.551	5	2:38.511	43.424	1:14.359	40.728	159.1	13:37.714
11	2:42.438	44.326	1:15.730	42.382	155.2	41:46.989	6	2:38.538	43.777	1:14.372	40.389	159.0	16:16.252
12	2:45.458	43.951	1:16.032	45.475	152.4	44:32.447	7	4:51.399B	2:54.570	1:15.292	41.537	86.5	21:07.651

12 **Maik Rosenberg** DEU
Team GP Elite Porsche 911 GT3 Cup (Type 992)

1	3:11.208	49.903	1:29.435	51.870	129.6	3:11.208
2	2:49.053	45.964	1:19.645	43.444	149.1	6:00.261
3	2:48.204	45.325	1:19.802	43.077	149.9	8:48.465
4	2:44.109	44.811	1:16.977	42.321	153.6	11:32.574
5	2:43.830	44.591	1:17.176	42.063	153.9	14:16.404
6	2:42.283	44.378	1:16.297	41.608	155.4	16:58.687
7	2:42.396	44.048	1:16.488	41.860	155.3	19:41.083
8	2:41.263	44.220	1:15.517	41.526	156.4	22:22.346
9	13:29.690B	...	1:18.379	45.068	31.1	35:52.036
10	2:47.524	44.066	1:15.875	47.583	150.5	38:39.560
11	2:45.063	44.363	1:17.987	42.713	152.8	41:24.623
12	2:41.744	44.131	1:15.942	41.671	155.9	44:06.367

13 **Joan Vinyes** AND
Baporo Motorsport Porsche 911 GT3 Cup (Type 992)

1	3:32.343	1:19.941	1:24.760	47.642	116.7	3:32.343
2	2:47.538	46.037	1:17.593	43.908	150.5	6:19.881
3	2:43.441	44.678	1:16.388	42.375	154.3	9:03.322
4	2:47.600	44.633	1:16.330	46.637	150.4	11:50.922
5	2:41.897	44.574	1:15.580	41.743	155.7	14:32.819
6	2:41.604	44.300	1:15.494	41.810	156.0	17:14.423
7	2:53.797	44.262	1:18.036	51.499	145.1	20:08.220
8	2:41.034	44.113	1:15.535	41.386	156.6	22:49.254
9	3:13.709	44.412	1:27.219	1:02.078	130.2	26:02.963
10	11:07.217B	9:02.298	1:18.355	46.564	37.8	37:10.180
11	2:40.529	43.836	1:15.424	41.269	157.1	39:50.709
12	2:44.108	45.007	1:16.679	42.422	153.6	42:34.817
13	2:47.218	44.440	1:16.414	46.364	150.8	45:22.035

14 **Lucas Van Eijndhoven** NLD
JW Raceservice Porsche 911 GT3 Cup (Type 992)

1	3:19.979	1:08.443	1:24.359	47.177	123.9	3:19.979
2	2:46.594	44.959	1:18.179	43.456	151.4	6:06.573
3	2:44.051	44.848	1:16.675	42.528	153.7	8:50.624
4	3:29.430B	1:18.955	1:27.048	43.427	120.4	12:20.054
5	2:42.201	44.237	1:16.024	41.940	155.5	15:02.255
6	2:41.471	44.073	1:15.668	41.730	156.2	17:43.726
7	2:49.454	43.934	1:23.683	41.837	148.8	20:33.180
8	2:40.927	43.768	1:15.654	41.505	156.7	23:14.107
9	3:18.151	43.755	1:25.817	1:08.579	127.2	26:32.258
10	9:37.930B	7:37.894	1:18.806	41.230	43.6	36:10.188
11	2:43.291	43.427	1:15.046	44.818	154.4	38:53.479
12	2:39.944	43.381	1:15.223	41.340	157.6	41:33.423
13	2:59.323	51.567	1:23.584	44.172	140.6	44:32.746

15 **Glenn Van Parijs** BEL
August by NGT Porsche 911 GT3 Cup (Type 992)

1	3:02.452	56.679	1:22.289	43.484	135.8	3:02.452
2	2:40.276	44.592	1:14.766	40.918	157.3	5:42.728
3	2:38.708	43.402	1:14.531	40.775	158.9	8:21.436
4	2:37.767	43.249	1:14.212	40.306	159.8	10:59.203
5	2:38.511	43.424	1:14.359	40.728	159.1	13:37.714
6	2:38.538	43.777	1:14.372	40.389	159.0	16:16.252
7	4:51.399B	2:54.570	1:15.292	41.537	86.5	21:07.651
8	2:36.258	43.080	1:12.874	40.304	161.4	23:43.909
9	4:12.897	42.983	2:02.283	1:27.631	99.7	27:56.806
10	8:05.876B	6:08.494	1:16.372	41.010	51.9	36:02.682
11	2:37.898	43.381	1:13.648	40.869	159.7	38:40.580
12	2:38.041	43.175	1:14.107	40.759	159.5	41:18.621
13	2:38.652	43.100	1:14.555	40.997	158.9	43:57.273

16 **Flynt Schuring** NLD
Huber Racing Porsche 911 GT3 Cup (Type 992)


1	4:00.663	1:29.341	1:36.376	54.946	102.9	4:00.663
2	2:40.387	44.344	1:15.015	41.028	157.2	6:41.050
3	2:39.408	43.500	1:14.420	41.488	158.2	9:20.458
4	2:40.137	43.894	1:15.225	41.018	157.5	12:00.595
5	2:39.686	44.047	1:14.292	41.347	157.9	14:40.281
6	2:39.208	43.084	1:14.878	41.246	158.4	17:19.489
7	2:41.760	44.080	1:15.717	41.963	155.9	20:01.249
8	4:23.682B	2:16.312	1:24.300	43.070	95.6	24:24.931
9	11:29.269B	9:26.811	1:22.034	40.424	36.6	35:54.200
10	2:39.206	43.129	1:14.837	41.240	158.4	38:33.406
11	2:38.921	42.940	1:14.861	41.120	158.7	41:12.327
12	2:38.331	43.151	1:14.319	40.861	159.2	43:50.658

17 **Bob Wilwert** LUX
Speedlover Porsche 911 GT3 Cup (Type 992)

1	3:05.646	45.845	1:29.751	50.050	133.5	3:05.646
2	2:53.640	47.605	1:21.431	44.604	145.2	5:59.286
3	2:50.533	46.214	1:21.351	42.968	147.9	8:49.819
4	2:45.292	45.539	1:17.074	42.679	152.5	11:35.111
5	2:45.953	45.731	1:17.077	43.145	151.9	14:21.064
6	2:44.402	45.324	1:16.917	42.161	153.4	17:05.466
7	2:43.701	45.256	1:16.641	41.804	154.0	19:49.167
8	4:55.612B	2:53.759	1:17.833	44.020	85.3	24:44.779
9	11:01.926B	9:02.631	1:17.055	42.240	38.1	35:46.705
10	2:43.572	44.527	1:17.178	41.867	154.1	38:30.277
11	2:45.272	44.326	1:16.557	44.389	152.6	41:15.549

18 **Keagan Masters** ZAF
Ombra Racing Porsche 911 GT3 Cup (Type 992)

1	4:34.866	2:27.671	1:25.255	41.940	90.1	4:34.866
2	2:47.392	45.558	1:20.844	40.990	150.6	7:22.258
3	2:38.002	43.683	1:14.360	39.959	159.6	10:00.260
4	2:36.559	43.086	1:13.800	39.673	161.1	12:36.819
5	2:37.289	43.551	1:13.581	40.157	160.3	15:14.108
6	2:36.803	43.029	1:13.762	40.012	160.8	17:50.911
7	2:36.756	42.842	1:13.833	40.081	160.8	20:27.667
8	4:58.115B	2:44.953	1:20.212	52.950	84.6	25:25.782
9	12:01.401B	...	1:17.830	41.271	35.0	37:27.183
10	2:37.268	43.176	1:13.993	40.099	160.3	40:04.451
11	2:38.119	43.437	1:14.346	40.336	159.5	42:42.570
12	2:37.984	42.965	1:14.504	40.515	159.6	45:20.554




Porsche Carrera Cup Benelux 6 Hours of Spa-Francorchamps Qualifying Practice

Sector Analysis

— Invalidated Lap ■ Personal Best ■ Session Best B Crossing the pit lane

Lap	Time	Sector 1	Sector 2	Sector 3	Kph	Elapsed	Lap	Time	Sector 1	Sector 2	Sector 3	Kph	Elapsed		
21	Sacha Norden	NLD						42	Cedric Chassang	NLD					
Team GP Elite							Team GP Elite								
Porsche 911 GT3 Cup (Type 992)							Porsche 911 GT3 Cup (Type 992)								
1	2:49.429	44.954	1:21.719	42.756	146.2	2:49.429	1	3:12.298	52.188	1:29.652	50.458	128.8	3:12.298		
2	3:04.464	44.845	1:16.519	1:03.100	136.7	5:53.893	2	2:53.486	47.285	1:21.728	44.473	145.3	6:05.784		
3	2:44.655	46.512	1:16.224	41.919	153.1	8:38.548	3	2:45.694	44.763	1:18.441	42.490	152.2	8:51.478		
4	2:41.306	44.166	1:15.345	41.795	156.3	11:19.854	4	2:43.635	44.940	1:16.469	42.226	154.1	11:35.113		
5	2:41.613	44.060	1:16.763	40.790	156.0	14:01.467	5	2:42.324	44.344	1:16.535	41.445	155.3	14:17.437		
6	2:40.601	43.765	1:15.794	41.042	157.0	16:42.068	6	2:43.561	44.917	1:16.842	41.802	154.2	17:00.998		
7	2:43.272	43.711	1:17.180	42.381	154.4	19:25.340	7	5:10.045B	3:09.256	1:19.338	41.451	81.3	22:11.043		
8	5:21.691B	2:55.062	1:36.991	49.638	78.4	24:47.031	8	2:48.694	44.338	1:15.861	48.495	149.5	24:59.737		
9	10:54.866B	8:56.208	1:17.183	41.475	38.5	35:41.897	9	10:53.038B	8:50.535	1:19.663	42.840	38.6	35:52.775		
10	2:41.790	44.048	1:16.238	41.504	155.8	38:23.687	10	2:45.184	45.159	1:16.499	43.526	152.6	38:37.959		
11	2:42.539	45.066	1:16.058	41.415	155.1	41:06.226	11	2:42.505	43.959	1:15.563	42.983	155.2	41:20.464		
12	2:40.419	43.453	1:15.633	41.333	157.2	43:46.645	12	2:41.563	43.900	1:15.923	41.740	156.1	44:02.027		
26	Lucas Groeneveld	NLD						46	Robert de Haan	NLD					
Team GP Elite							Richardson Racing								
Porsche 911 GT3 Cup (Type 992)							Porsche 911 GT3 Cup (Type 992)								
1	2:41.190	42.030	1:18.001	41.159	153.7	2:41.190	1	2:54.934	54.342	1:19.537	41.055	141.6	2:54.934		
2	2:38.241	43.928	1:14.261	40.052	159.3	5:19.431	2	2:38.241	43.563	1:14.468	40.210	159.3	5:33.175		
3	2:37.670	43.332	1:14.066	40.272	159.9	7:57.101	3	2:36.795	43.106	1:13.561	40.128	160.8	8:09.970		
4	2:37.398	43.118	1:14.163	40.117	160.2	10:34.499	4	2:37.516	43.442	1:13.654	40.420	160.1	10:47.486		
5	2:37.170	43.060	1:13.931	40.179	160.4	13:11.669	5	2:43.806	43.060	1:20.025	40.721	153.9	13:31.292		
6	8:01.979B	6:05.374	1:16.178	40.427	52.3	21:13.648	6	2:37.100	42.839	1:14.147	40.114	160.5	16:08.392		
7	2:36.807	43.099	1:13.521	40.187	160.8	23:50.455	7	7:51.545B	5:49.786	1:17.552	44.207	53.5	23:59.937		
8	4:07.963	42.999	1:56.735	1:28.229	101.7	27:58.418	8	3:58.906	44.400	1:46.389	1:28.117	105.5	27:58.843		
9	7:36.593B	5:40.513	1:14.642	41.438	55.2	35:35.011	9	8:03.664B	6:05.753	1:16.966	40.945	52.1	36:02.507		
10	2:37.896	42.940	1:14.234	40.722	159.7	38:12.907	10	2:47.183	44.255	1:17.148	45.780	150.8	38:49.690		
11	2:39.869	43.012	1:15.190	41.667	157.7	40:52.776	11	2:36.754	42.899	1:13.459	40.396	160.9	41:26.444		
12	2:41.267	43.061	1:17.086	41.120	156.4	43:34.043	12	2:43.543	43.239	1:18.606	41.698	154.2	44:09.987		
33	Sebastien Lajoux	FRA						56	Quentin Antonel	FRA					
DUWO Racing							Q1 Trackracing								
Porsche 911 GT3 Cup (Type 992)							Porsche 911 GT3 Cup (Type 992)								
1	3:01.891	47.039	1:28.829	46.023	136.2	3:01.891	1	3:19.121	56.142	1:29.051	53.928	124.4	3:19.121		
2	2:43.991	45.179	1:17.197	41.615	153.8	5:45.882	2	2:55.716	47.717	1:20.469	47.530	143.5	6:14.837		
3	2:42.998	43.959	1:15.756	43.283	154.7	8:28.880	3	2:44.628	44.974	1:17.941	41.713	153.2	8:59.465		
4	2:42.637	44.927	1:15.883	41.827	155.0	11:11.517	4	2:42.770	44.601	1:16.786	41.383	154.9	11:42.235		
5	2:55.849	44.872	1:28.846	42.131	143.4	14:07.366	5	2:41.713	44.533	1:16.179	41.001	155.9	14:23.948		
6	2:41.312	44.572	1:15.024	41.716	156.3	16:48.678	6	2:45.302	44.189	1:16.606	44.507	152.5	17:09.250		
7	2:42.996	44.958	1:16.372	41.666	154.7	19:31.674	7	2:43.274	43.915	1:17.291	42.068	154.4	19:52.524		
36	Ralph Poppelaars	NLD						8	4:19.744B	2:20.617	1:17.301	41.826	97.1	24:12.268	
Hans Weijs Motorsport							9	3:48.276	45.212	1:34.829	1:28.235	110.5	28:00.544		
Porsche 911 GT3 Cup (Type 992)							10	7:50.129B	5:50.186	1:18.355	41.588	53.6	35:50.673		
1	3:39.008	1:17.345	1:22.746	58.917	113.1	3:39.008	11	2:40.879	43.667	1:15.865	41.347	156.7	38:31.552		
2	2:42.291	44.401	1:16.022	41.868	155.4	6:21.299	12	2:42.994	43.863	1:16.566	42.565	154.7	41:14.546		
3	2:43.078	45.403	1:15.640	42.035	154.6	9:04.377									
4	2:45.301	44.740	1:16.418	44.143	152.5	11:49.678									
5	3:04.764	51.329	1:21.194	52.241	136.5	14:54.442									
6	2:42.847	44.297	1:16.697	41.853	154.8	17:37.289									
7	2:42.790	44.448	1:16.245	42.097	154.9	20:20.079									
8	2:43.090	44.057	1:17.008	42.025	154.6	23:03.169									
9	3:26.181	44.546	1:33.126	1:08.509	122.3	26:29.350									
10	10:03.399B	7:58.285	1:19.612	45.502	41.8	36:32.749									
11	2:42.435	44.137	1:16.710	41.588	155.2	39:15.184									
12	2:43.276	43.884	1:17.327	42.065	154.4	41:58.460									
13	2:43.315	44.155	1:16.901	42.259	154.4	44:41.775									
57	Dirk Schouten	NLD													
Q1 Trackracing							Porsche 911 GT3 Cup (Type 992)								
Porsche 911 GT3 Cup (Type 992)							Porsche 911 GT3 Cup (Type 992)								
1	2:57.867	51.595	1:24.219	42.053	139.3	2:57.867									
2	2:40.685	44.006	1:15.868	40.811	156.9	5:38.552									
3	2:37.685	43.223	1:14.168	40.294	159.9	8:16.237									
4	2:37.858	43.482	1:13.989	40.387	159.7	10:54.095									
5	2:37.661	43.185	1:14.143	40.333	159.9	13:31.756									
6	2:37.729	43.446	1:14.054	40.229	159.9	16:09.485									
7	4:11.190B	2:14.482	1:16.010	40.698	100.4	20:20.675									
8	2:39.843	43.747	1:15.156	40.940	157.7	23:00.518									
9	3:04.183	42.953	1:18.822	1:02.408	136.9	26:04.701									



Porsche Carrera Cup Benelux 6 Hours of Spa-Francorchamps Qualifying Practice

Sector Analysis

— Invalidated Lap ■ Personal Best ■ Session Best B Crossing the pit lane

Lap	Time	Sector 1	Sector 2	Sector 3	Kph	Elapsed	Lap	Time	Sector 1	Sector 2	Sector 3	Kph	Elapsed
10	9:41.366B	7:45.180	1:15.402	40.784	43.4	35:46.067	6	2:39.349	43.695	1:14.644	41.010	158.2	16:25.931
11	2:38.504	42.864	1:14.921	40.719	159.1	38:24.571	7	2:39.830	44.006	1:15.029	40.795	157.8	19:05.761
12	2:38.520	43.132	1:14.778	40.610	159.1	41:03.091	8	4:36.394B	2:34.418	1:20.235	41.741	91.2	23:42.155
13	<u>2:39.113</u>	43.111	1:15.101	40.901	158.5	43:42.204	9	4:12.409	43.821	2:02.651	1:25.937	99.9	27:54.564

75 Etienne Ploenes							DEU						
Revs Motorsport							Porsche 911 GT3 Cup (Type 992)						
1	3:29.467	1:23.681	1:21.667	44.119	118.3	3:29.467							
2	2:46.132	45.092	1:17.893	43.147	151.8	6:15.599							
3	5:03.687B	2:59.301	1:20.595	43.791	83.0	11:19.286							
4	2:55.410	44.066	1:25.711	45.633	143.7	14:14.696							
5	<u>2:42.598</u>	44.208	1:16.626	41.764	155.1	16:57.294							
6	2:42.117	43.779	1:17.096	41.242	155.5	19:39.411							
7	<u>2:41.907</u>	43.720	1:16.399	41.788	155.7	22:21.318							
8	2:47.930	43.676	1:16.868	47.386	150.1	25:09.248							
9	11:02.542B	8:59.269	1:21.423	41.850	38.1	36:11.790							
10	2:42.159	43.682	1:16.190	42.287	155.5	38:53.949							
11	2:45.787	44.884	1:17.966	42.937	152.1	41:39.736							
12	2:41.952	43.808	1:16.817	41.327	155.7	44:21.688							

77 Paul Meijer							NLD						
Hans Weijs Motorsport							Porsche 911 GT3 Cup (Type 992)						
1	4:47.626	2:34.830	1:22.087	50.709	86.1	4:47.626							
2	2:41.805	43.993	1:16.253	41.559	155.8	7:29.431							
3	2:41.070	44.008	1:15.626	41.436	156.5	10:10.501							
4	2:41.293	43.706	1:15.939	41.648	156.3	12:51.794							
5	2:43.196	43.987	1:15.942	43.267	154.5	15:34.990							
6	5:48.555B	3:51.321	1:15.895	41.339	72.3	21:23.545							
7	2:40.768	43.654	1:15.812	41.302	156.8	24:04.313							
8	3:55.288	44.926	1:42.404	1:27.958	107.2	27:59.601							
9	9:04.305B	7:03.470	1:17.828	43.007	46.3	37:03.906							
10	2:39.277	43.230	1:14.947	41.100	158.3	39:43.183							
11	2:39.062	43.091	1:14.874	41.097	158.5	42:22.245							
12	2:39.556	43.090	1:15.415	41.051	158.0	45:01.801							

87 Ariel Levi							ISR						
Huber Racing							Porsche 911 GT3 Cup (Type 992)						
1	2:55.210	53.131	1:20.095	41.984	141.4	2:55.210							
2	2:39.730	44.440	1:14.506	40.784	157.9	5:34.940							
3	2:37.722	43.325	1:13.673	40.724	159.9	8:12.662							
4	2:39.103	43.656	1:14.770	40.677	158.5	10:51.765							
5	2:38.735	43.553	1:14.425	40.757	158.8	13:30.500							
6	2:42.053	45.723	1:15.320	41.010	155.6	16:12.553							
7	5:25.033B	3:26.120	1:17.952	40.961	77.6	21:37.586							
8	<u>2:44.289</u>	48.028	1:15.497	40.764	153.5	24:21.875							
9	11:27.368B	9:29.241	1:17.366	40.761	36.7	35:49.243							
10	2:39.842	43.375	1:15.421	41.046	157.7	38:29.085							
11	2:39.860	43.417	1:14.933	41.510	157.7	41:08.945							
12	2:40.374	43.124	1:15.588	41.662	157.2	43:49.319							


88 Horst Felix Felbermayr							AUT						
Huber Racing							Porsche 911 GT3 Cup (Type 992)						
1	3:04.307	54.718	1:25.091	44.498	134.4	3:04.307							
2	2:42.129	44.953	1:15.962	41.214	155.5	5:46.436							
3	2:40.825	44.181	1:15.319	41.325	156.8	8:27.261							
4	2:39.776	43.800	1:14.960	41.016	157.8	11:07.037							
5	<u>2:39.545</u>	43.939	1:14.957	40.649	158.0	13:46.582							

92 Benjamin Paque							BEL						
August by NGT							Porsche 911 GT3 Cup (Type 992)						
1	3:09.481	57.788	1:22.750	48.943	130.8	3:09.481							
2	2:42.638	44.515	1:16.515	41.608	155.0	5:52.119							
3	2:39.864	43.476	1:15.168	41.220	157.7	8:31.983							
4	2:44.702	43.738	1:18.536	42.428	153.1	11:16.685							
5	2:39.296	43.363	1:14.834	41.099	158.3	13:55.981							
6	6:18.108B	4:13.634	1:18.368	46.106	66.7	20:14.089							
7	2:37.988	43.482	1:14.082	40.424	159.6	22:52.077							
8	2:56.032	43.790	1:17.685	54.557	143.2	25:48.109							
9	10:15.094B	8:17.591	1:16.345	41.158	41.0	36:03.203							
10	2:38.193	43.334	1:13.937	40.922	159.4	38:41.396							
11	2:38.272	42.705	1:14.417	41.150	159.3	41:19.668							
12	<u>2:38.761</u>	43.230	1:14.614	40.917	158.8	43:58.429							

93 Jaime Font							ESP						
Baporo Motorsport							Porsche 911 GT3 Cup (Type 992)						
1	3:40.829	1:22.821	1:27.203	50.805	112.2	3:40.829							
2	2:50.684	47.278	1:19.848	43.558	147.7	6:31.513							
3	2:46.897	46.080	1:18.413	42.404	151.1	9:18.410							
4	2:46.895	45.477	1:18.966	42.452	151.1	12:05.305							
5	5:16.167B	3:15.130	1:17.492	43.545	79.7	17:21.472							
6	2:43.746	44.926	1:16.617	42.203	154.0	20:05.218							
7	2:45.251	45.309	1:18.213	41.729	152.6	22:50.469							
8	<u>3:09.297</u>	45.273	1:21.886	1:02.138	133.2	25:59.766							
9	10:39.854B	8:39.739	1:17.555	42.560	39.4	36:39.620							
10	2:43.018	44.818	1:16.151	42.049	154.7	39:22.638							
11	2:41.599	44.097	1:16.013	41.489	156.0	42:04.237							
12	2:41.400	44.113	1:15.640	41.647	156.2	44:45.637							

777 Sam Dejonghe							BEL						
RedAnt Racing							Porsche 911 GT3 Cup (Type 992)						
1	3:18.970	1:07.313	1:24.952	46.705	124.5	3:18.970							
2	2:44.750	45.388	1:17.558	41.804	153.0	6:03.720							
3	2:41.468	44.252	1:16.059	41.157	156.2	8:45.188							
4	2:39.869	44.040	1:15.008	40.821	157.7	11:25.057							
5	2:40.564	43.381	1:15.949	41.234	157.0	14:05.621							
6	2:38.518	43.493	1:14.546	40.479	159.1	16:44.139							
7	2:40.701	43.215	1:15.853	41.633	156.9	19:24.840							
8	5:37.061B	3:33.233	1:18.352	45.476	74.8	25:01.901							
9	11:57.995B	9:48.884	1:28.063	41.048	35.1	36:59.896							
10	2:38.344	43.232	1:14.447	40.665	159.2	39:38.240							
11	2:38.999	43.279	1:14.810	40.910	158.6	42:17.239							
12	2:38.730	43.214	1:14.734	40.782	158.8	44:55.969							

911 Luc Vanderfeesten							BEL						
RedAnt Racing							Porsche 911 GT3 Cup (Type 992)						
1	3:25.614	1:05.904	1:30.097	49.613	120.5	3:25.614							



Porsche Carrera Cup Benelux 6 Hours of Spa-Francorchamps Qualifying Practice

Sector Analysis

— Invalidated Lap ■ Personal Best ■ Session Best B Crossing the pit lane

Lap	Time	Sector 1	Sector 2	Sector 3	Kph	Elapsed	Lap	Time	Sector 1	Sector 2	Sector 3	Kph	Elapsed
2	2:55.045	47.434	1:22.536	45.075	144.0	6:20.659							
3	2:50.456	46.736	1:20.030	43.690	147.9	9:11.115							
4	2:48.284	45.786	1:19.524	42.974	149.8	11:59.399							
5	2:48.875	45.547	1:19.838	43.490	149.3	14:48.274							
6	2:46.341	45.031	1:18.086	43.224	151.6	17:34.615							
7	2:45.796	44.831	1:17.704	43.261	152.1	20:20.411							
8	2:45.329	45.595	1:17.564	42.170	152.5	23:05.740							
9	3:24.162	44.435	1:31.472	1:08.255	123.5	26:29.902							
10	9:46.010B	7:41.615	1:21.367	43.028	43.0	36:15.912							
11	2:44.292	44.489	1:17.191	42.612	153.5	39:00.204							
12	<u>2:44.731</u>	44.495	1:17.678	42.558	153.1	41:44.935							
13	2:45.363	44.286	1:17.603	43.474	152.5	44:30.298							

912	Philippe Wils	BEL				
	RedAnt Racing	Porsche 911 GT3 Cup (Type 992)				
1	3:19.801	1:05.393	1:24.828	49.580	124.0	3:19.801
2	2:56.701	48.507	1:21.061	47.133	142.7	6:16.502
3	2:44.934	45.363	1:17.711	41.860	152.9	9:01.436
4	2:43.858	44.868	1:16.922	42.068	153.9	11:45.294
5	2:43.202	44.358	1:17.034	41.810	154.5	14:28.496
6	2:42.991	44.558	1:16.618	41.815	154.7	17:11.487
7	2:42.362	44.481	1:16.462	41.419	155.3	19:53.849
8	2:42.336	44.494	1:16.348	41.494	155.3	22:36.185
9	2:53.368	44.667	1:19.720	48.981	145.4	25:29.553
10	10:44.781B	8:40.596	1:21.189	42.996	39.1	36:14.334
11	2:43.428	44.226	1:16.650	42.552	154.3	38:57.762
12	2:44.636	44.453	1:17.578	42.605	153.2	41:42.398
13	2:43.008	44.337	1:16.807	41.864	154.7	44:25.406