


### Porsche Carrera Cup Benelux 6 Hours of Spa-Francorchamps Race 1

### Sector Analysis

— Invalidated Lap   ■ Personal Best   ■ Session Best   B Crossing the pit lane

Lap	Time	Sector 1	Sector 2	Sector 3	Kph	Elapsed	Lap	Time	Sector 1	Sector 2	Sector 3	Kph	Elapsed
<b>3</b> Ryan Ratcliffe GBR Revs Motorsport Porsche 911 GT3 Cup (Type 992)							10	2:29.782	42.162	1:09.313	38.307	168.3	25:48.462
1	2:37.169	48.082	1:11.096	37.991	157.6	2:37.169	11	2:41.479	49.593	1:10.433	41.453	156.1	28:29.941
2	<u>2:33.879</u>	41.055	1:08.814	44.010	163.9	5:11.048	12	4:03.250	59.697	1:48.262	1:15.291	103.7	32:33.191
3	3:25.822	1:02.128	1:28.739	54.955	122.5	8:36.870							
4	<b>2:26.246</b>	41.145	<b>1:07.586</b>	37.515	172.4	11:03.116							
5	2:26.316	<b>40.937</b>	1:07.866	<b>37.513</b>	172.3	13:29.432							
6	2:27.618	40.957	1:08.385	38.276	170.8	15:57.050							
7	2:27.176	40.974	1:08.278	37.924	171.3	18:24.226							
8	<u>2:26.973</u>	41.098	1:08.177	37.698	171.6	20:51.199							
9	2:27.183	41.236	1:07.985	37.962	171.3	23:18.382							
10	2:29.610	42.504	1:08.488	38.618	168.5	25:47.992							
11	2:41.408	48.909	1:11.247	41.252	156.2	28:29.400							
12	4:03.523	59.534	1:48.192	1:15.797	103.5	32:32.923							
<b>4</b> Marc Waechter CHE G2 Racing Porsche 911 GT3 Cup (Type 992)													
1	2:42.865	51.843	1:11.675	39.347	152.1	2:42.865							
2	2:46.424	44.096	1:15.405	46.923	151.5	5:29.289							
3	3:17.573	59.829	1:24.425	53.319	127.6	8:46.862							
4	2:30.291	42.103	1:09.081	39.107	167.8	11:17.153							
5	<u>2:30.168</u>	42.153	1:09.467	38.548	167.9	13:47.321							
6	<u>2:32.323</u>	41.869	1:10.103	40.351	165.5	16:19.644							
7	<b>2:28.098</b>	<b>41.611</b>	<b>1:08.450</b>	<b>38.037</b>	170.3	18:47.742							
8	2:30.526	41.927	1:09.959	38.640	167.5	21:18.268							
9	2:29.975	42.116	1:09.487	38.372	168.1	23:48.243							
10	2:36.397	44.812	1:09.273	42.312	161.2	26:24.640							
11	2:41.508	47.592	1:11.216	42.700	156.1	29:06.148							
12	3:41.908	51.078	1:29.807	1:21.023	113.6	32:48.056							
<b>5</b> Micah Stanley MCO Richardson Racing Porsche 911 GT3 Cup (Type 992)													
1	2:32.307	46.992	1:08.103	<b>37.212</b>	162.7	2:32.307							
2	2:28.416	<b>40.705</b>	1:07.645	40.066	169.9	5:00.723							
3	3:32.883	1:06.836	1:29.176	56.871	118.4	8:33.606							
4	<u>2:26.765</u>	40.987	1:07.759	38.019	171.8	11:00.371							
5	<u>2:26.505</u>	40.843	1:07.822	37.840	172.1	13:26.876							
6	<b>2:26.499</b>	41.779	<b>1:07.335</b>	37.385	172.1	15:53.375							
7	<u>2:25.679</u>	40.819	1:07.522	37.338	173.1	18:19.054							
8	<u>2:26.023</u>	40.876	1:07.666	37.481	172.7	20:45.077							
9	<u>2:26.234</u>	40.919	1:07.678	37.637	172.4	23:11.311							
10	<u>2:28.486</u>	41.421	1:07.707	39.358	169.8	25:39.797							
11	2:38.470	47.461	1:10.149	40.860	159.1	28:18.267							
12	4:09.406	1:04.407	1:50.230	1:14.769	101.1	32:27.673							
<b>7</b> Didier Glorieux BEL Speedlover Porsche 911 GT3 Cup (Type 992)													
1	2:34.830	47.167	1:09.860	37.803	160.0	2:34.830							
2	<u>2:34.636</u>	41.135	1:09.447	44.054	163.1	5:09.466							
3	3:26.409	1:02.518	1:28.476	55.415	122.2	8:35.875							
4	2:28.038	42.319	1:08.182	<b>37.537</b>	170.3	11:03.913							
5	<u>2:26.470</u>	41.289	<b>1:07.568</b>	37.613	172.1	13:30.383							
6	2:27.124	41.269	1:07.895	37.960	171.4	15:57.507							
7	<u>2:27.163</u>	41.137	1:08.168	37.858	171.3	18:24.670							
8	<b>2:26.998</b>	<b>40.937</b>	1:08.301	37.760	171.5	20:51.668							
9	2:27.012	41.140	1:08.040	37.832	171.5	23:18.680							
<b>8</b> Aaron Mason GBR Revs Motorsport Porsche 911 GT3 Cup (Type 992)													
1	<u>2:38.524</u>	48.621	1:11.070	38.833	156.3	2:38.524							
2	<u>2:38.759</u>	41.220	1:12.601	44.938	158.8	5:17.283							
3	3:21.183	57.933	1:29.394	53.856	125.3	8:38.466							
4	<u>2:42.920</u>	41.015	1:08.417	53.488	154.8	11:21.386							
5	<b>2:26.807</b>	41.586	<b>1:07.718</b>	<b>37.503</b>	171.8	13:48.193							
6	<u>2:30.588</u>	40.991	1:09.444	40.153	167.4	16:18.781							
7	2:27.203	41.062	1:08.287	37.854	171.3	18:45.984							
8	<u>2:26.576</u>	<b>40.925</b>	1:07.948	37.703	172.0	21:12.560							
9	2:29.046	41.772	1:09.421	37.853	169.2	23:41.606							
10	2:31.545	42.463	1:09.090	39.992	166.4	26:13.151							
11	2:46.835	47.817	1:15.335	43.683	151.1	28:59.986							
12	3:47.365	48.714	1:37.526	1:21.125	110.9	32:47.351							
<b>9</b> Rik Koen NLD Revs Motorsport Porsche 911 GT3 Cup (Type 992)													
1	2:41.620	54.912	1:08.275	38.433	153.3	2:41.620							
2	2:44.417	43.397	1:13.972	47.048	153.4	5:26.037							
3	3:17.400	58.793	1:25.471	53.136	127.7	8:43.437							
4	2:28.370	40.694	1:09.387	38.289	169.9	11:11.807							
5	2:27.091	41.310	1:08.361	37.420	171.4	13:38.898							
6	<u>2:25.104</u>	40.516	<b>1:06.845</b>	37.743	173.8	16:04.002							
7	<u>2:25.052</u>	40.560	1:07.138	37.354	173.8	18:29.054							
8	2:26.085	40.877	1:07.770	37.438	172.6	20:55.139							
9	<b>2:25.364</b>	<b>40.629</b>	1:07.504	<b>37.231</b>	173.5	23:20.503							
10	2:28.538	42.072	1:08.371	38.095	169.7	25:49.041							
11	2:41.923	49.969	1:09.964	41.990	155.7	28:30.964							
12	4:02.761	59.764	1:47.947	1:15.050	103.9	32:33.725							
<b>10</b> Pietro Armani ITA Ombra Racing Porsche 911 GT3 Cup (Type 992)													
1	2:36.285	47.376	1:11.101	37.808	158.5	2:36.285							
2	3:09.279	<b>41.264</b>	1:49.548	38.467	133.2	5:45.564							
3	3:02.430	45.365	1:24.173	52.892	138.2	8:47.994							
4	2:29.492	41.474	1:09.044	38.974	168.7	11:17.486							
5	<u>2:28.887</u>	41.549	1:09.002	38.336	169.4	13:46.373							
6	<u>2:26.615</u>	40.973	<b>1:07.584</b>	38.058	172.0	16:12.988							
7	<u>2:26.461</u>	41.080	1:07.862	<b>37.519</b>	172.2	18:39.449							
8	<u>2:27.178</u>	40.866	1:08.294	38.018	171.3	21:06.627							
9	<b>2:29.444</b>	41.395	1:10.191	37.858	168.7	23:36.071							
10	2:30.473	41.959	1:09.011	39.503	167.6	26:06.544							
11	2:42.541	48.827	1:13.064	40.650	155.1	28:49.085							
12	3:55.955	48.718	1:46.846	1:20.391	106.9	32:45.040							
<b>11</b> Tijn Jilesen NLD JW Raceservice Porsche 911 GT3 Cup (Type 992)													
1	2:39.586	49.634	1:11.209	38.743	155.2	2:39.586							
2	<u>2:40.860</u>	41.175	1:13.075	46.610	156.7	5:20.446							
3	3:19.637	57.693	1:28.656	53.288	126.3	8:40.083							
4	<b>2:26.971</b>	40.811	1:07.923	38.237	171.6	11:07.054							
5	<u>2:25.902</u>	40.508	1:07.817	<b>37.577</b>	172.8	13:32.956							
6	2:39.614	<b>40.679</b>	1:07.925	51.010	158.0	16:12.570							




### Porsche Carrera Cup Benelux 6 Hours of Spa-Francorchamps Race 1

### Sector Analysis

— Invalidated Lap    ■ Personal Best    ■ Session Best    B Crossing the pit lane

Lap	Time	Sector 1	Sector 2	Sector 3	Kph	Elapsed	Lap	Time	Sector 1	Sector 2	Sector 3	Kph	Elapsed																			
7	2:27.802	42.072	1:07.935	37.795	170.6	18:40.372	4	<b>2:23.149</b>	40.555	<b>1:05.842</b>	36.752	176.1	10:53.858																			
8	<u>2:26.643</u>	40.863	<b>1:07.794</b>	37.986	171.9	21:07.015	5	2:23.585	40.381	1:06.293	36.911	175.6	13:17.443																			
9	<u>2:29.945</u>	41.177	1:10.395	38.373	168.2	23:36.960	6	2:24.397	40.429	1:06.890	37.078	174.6	15:41.840																			
10	2:30.575	41.555	1:09.274	39.746	167.5	26:07.535	7	2:23.891	40.374	1:06.662	36.855	175.2	18:05.731																			
11	2:43.362	49.725	1:11.893	41.744	154.3	28:50.897	8	2:24.564	40.589	1:06.905	37.070	174.4	20:30.295																			
12	3:55.281	49.175	1:45.438	1:20.668	107.2	32:46.178	9	2:24.734	40.510	1:06.843	37.381	174.2	22:55.029																			
<b>12</b> Maik Rosenberg DEU Team GP Elite Porsche 911 GT3 Cup (Type 992)							10							2:27.481	41.353	1:07.062	39.066	171.0	25:22.510													
1							2:40.389	50.636	1:10.678	39.075	154.5	2:40.389	11							2:42.224	45.222	1:13.159	43.843	155.4	28:04.734							
2							4:55.924	3:03.976	1:12.829	39.119	85.2	7:36.313	12							4:19.422	1:14.132	1:51.041	1:14.249	97.2	32:24.156							
3							2:30.892	42.743	1:09.831	38.318	167.1	10:07.205	<b>16</b> Flynt Schuring NLD Huber Racing Porsche 911 GT3 Cup (Type 992)																			
4							2:28.846	41.748	1:09.167	37.931	169.4	12:36.051	1							2:34.866	47.248	1:09.980	37.638	160.0	2:34.866							
5							2:28.702	<b>41.659</b>	1:09.129	<b>37.914</b>	169.6	15:04.753	2							2:34.042	41.094	1:08.924	44.024	163.7	5:08.908							
6							2:28.995	42.016	1:08.685	38.294	169.2	17:33.748	3							3:26.294	1:02.175	1:28.670	55.449	122.2	8:35.202							
7							<b>2:28.631</b>	42.101	<b>1:08.579</b>	37.951	169.6	20:02.379	4							<b>2:25.772</b>	40.618	1:07.387	37.767	173.0	11:00.974							
8							2:29.050	41.742	1:08.697	38.611	169.2	22:31.429	5							<u>2:26.607</u>	40.742	1:08.043	37.822	172.0	13:27.581							
9							2:38.526	44.579	1:09.995	43.952	159.1	25:09.955	6							2:27.632	41.259	1:08.321	38.052	170.8	15:55.213							
10							2:51.491	51.435	1:14.620	45.436	147.0	28:01.446	7							<b>2:25.550</b>	40.618	<b>1:07.338</b>	37.594	173.2	18:20.763							
11							2:52.177	52.823	1:16.351	43.003	146.4	30:53.623	8							<b>2:25.568</b>	<b>40.753</b>	1:07.440	<b>37.375</b>	173.2	20:46.331							
12							2:42.276	48.355	1:12.015	41.906	155.4	33:35.899	9							<b>2:25.722</b>	40.530	1:07.579	37.620	173.0	23:12.060							
<b>13</b> Joan Vinyes AND Baporo Motorsport Porsche 911 GT3 Cup (Type 992)							10							2:29.082	41.794	1:07.823	39.465	169.1	25:41.142	11							2:40.037	48.548	1:09.976	41.513	157.6	28:21.179
1							2:37.761	47.959	1:10.942	38.860	157.0	2:37.761	12							4:07.730	1:03.575	1:49.521	1:14.634	101.8	32:28.909							
2							<u>2:38.156</u>	41.410	1:11.894	44.852	159.4	5:15.917	<b>17</b> Bob Wilwert LUX Speedlover Porsche 911 GT3 Cup (Type 992)																			
3							3:21.784	58.561	1:29.494	53.729	125.0	8:37.701	1							2:43.031	52.119	1:11.887	39.025	152.0	2:43.031							
4							<u>2:27.031</u>	41.271	1:08.119	37.641	171.5	11:04.732	2							2:45.062	43.607	1:14.010	47.445	152.8	5:28.093							
5							<u>2:26.703</u>	<b>41.033</b>	<b>1:07.976</b>	37.694	171.9	13:31.435	3							3:17.162	58.952	1:25.381	52.829	127.9	8:45.255							
6							2:28.736	41.305	1:08.177	39.254	169.5	16:00.171	4							2:31.239	42.284	1:10.046	38.909	166.7	11:16.494							
7							<b>2:28.309</b>	41.666	1:08.634	<b>38.009</b>	170.0	18:28.480	5							<b>2:30.432</b>	<b>41.751</b>	1:10.111	38.570	167.6	13:46.926							
8							<u>2:28.546</u>	41.593	1:08.919	38.034	169.7	20:57.026	6							2:54.502	42.069	1:09.405	1:03.028	144.5	16:41.428							
9							<u>2:28.329</u>	41.302	1:08.541	38.486	170.0	23:25.355	7							3:25.182 B	1:36.800	1:09.915	<b>38.467</b>	122.9	20:06.610							
10							2:29.304	41.908	1:08.563	38.833	168.9	25:54.659	8							2:31.708	42.784	1:10.091	38.833	166.2	22:38.318							
11							2:42.825	50.127	1:11.574	41.124	154.9	28:37.484	9							2:31.951	42.234	<b>1:09.400</b>	40.317	165.9	25:10.269							
12							3:59.006	55.766	1:47.676	1:15.564	105.5	32:36.490	10							2:43.178	48.057	1:12.707	42.414	154.5	27:53.447							
<b>14</b> Lucas Van Eijndhoven NLD JW Raceservice Porsche 911 GT3 Cup (Type 992)							11							2:44.713	50.945	1:11.983	41.785	153.1	30:38.160	12							2:40.894	49.569	1:11.356	39.969	156.7	33:19.054
1							<u>2:36.581</u>	47.888	1:10.672	38.021	158.2	2:36.581	<b>18</b> Keagan Masters ZAF Ombra Racing Porsche 911 GT3 Cup (Type 992)																			
2							2:33.652	41.028	1:08.799	43.825	164.1	5:10.233	1							<u>2:26.396</u>	42.511	1:07.071	36.814	169.2	2:26.396							
3							3:26.081	1:02.224	1:28.490	55.367	122.4	8:36.314	2							2:27.064	<b>40.318</b>	1:06.632	40.114	171.5	4:53.460							
4							<b>2:26.258</b>	41.192	1:07.705	<b>37.361</b>	172.4	11:02.572	3							3:37.946	1:10.586	1:29.340	58.020	115.7	8:31.406							
5							<u>2:26.497</u>	<b>40.685</b>	1:08.204	37.608	172.1	13:29.069	4							<u>2:24.155</u>	40.874	1:06.597	<b>36.684</b>	174.9	10:55.561							
6							2:27.594	40.796	1:08.654	38.144	170.8	15:56.663	5							<b>2:23.850</b>	40.383	<b>1:06.558</b>	36.909	175.3	13:19.411							
7							2:26.388	40.899	<b>1:07.588</b>	37.901	172.2	18:23.051	6							<u>2:24.940</u>	40.515	1:07.371	37.054	174.0	15:44.351							
8							<u>2:26.929</u>	40.869	1:08.068	37.992	171.6	20:49.980	7							2:24.189	40.340	1:06.791	37.058	174.9	18:08.540							
9							2:26.709	40.957	1:07.853	37.899	171.9	23:16.689	8							<u>2:24.961</u>	40.744	1:07.024	37.193	173.9	20:33.501							
10							2:28.421	41.501	1:08.488	38.432	169.9	25:45.110	9							<u>2:24.888</u>	40.593	1:07.114	37.181	174.0	22:58.389							
11							2:38.298	46.639	1:10.689	40.970	159.3	28:23.408	10							2:27.446	41.480	1:07.375	38.591	171.0	25:25.835							
12							4:07.589	1:03.544	1:48.790	1:15.255	101.8	32:30.997	11							2:39.666	45.526	1:10.909	43.231	157.9	28:05.501							
<b>15</b> Glenn Van Parijs BEL August by NGT Porsche 911 GT3 Cup (Type 992)							12							4:19.799	1:14.439	1:50.786	1:14.574	97.1	32:25.300	<b>21</b> Sacha Norden NLD Team GP Elite Porsche 911 GT3 Cup (Type 992)												
1							2:24.853	42.126	1:06.063	<b>36.664</b>	171.0	2:24.853	1							<b>2:26.738</b>	<b>40.214</b>	1:06.460	40.064	171.8	4:51.591							
2							2:26.738	<b>40.214</b>	1:06.460	40.064	171.8	4:51.591	2							3:39.118	1:11.486	1:29.581	58.051	115.1	8:30.709							
3							3:39.118	1:11.486	1:29.581	58.051	115.1	8:30.709																				



### Porsche Carrera Cup Benelux 6 Hours of Spa-Francorchamps Race 1

#### Sector Analysis

— Invalidated Lap    ■ Personal Best    ■ Session Best    B Crossing the pit lane

Lap	Time	Sector 1	Sector 2	Sector 3	Kph	Elapsed
1	2:40.454	48.716	1:11.697	40.041	154.4	2:40.454
2	2:42.566	43.903	1:11.744	46.919	155.1	5:23.020
3	3:18.609	58.505	1:26.953	53.151	127.0	8:41.629
4	2:30.204	42.280	1:09.363	38.561	167.9	11:11.833
5	2:27.749	41.070	1:08.540	38.139	170.7	13:39.582
6	2:25.897	40.779	<b>1:07.223</b>	37.895	172.8	16:05.479
7	<b>2:25.821</b>	<b>40.715</b>	1:07.334	37.772	172.9	18:31.300
8	2:26.108	40.928	1:07.602	<b>37.578</b>	172.6	20:57.408
9	2:27.990	41.252	1:08.504	38.234	170.4	23:25.398
10	2:29.534	42.522	1:08.191	38.821	168.6	25:54.932
11	2:43.278	50.449	1:11.240	41.589	154.4	28:38.210
12	3:58.657	55.602	1:47.447	1:15.608	105.7	32:36.867

26 Lucas Groeneveld <span style="float:right">NLD</span>						
Team GP Elite <span style="float:right">Porsche 911 GT3 Cup (Type 992)</span>						
1	<b>2:27.821</b>	42.829	1:08.079	<b>36.913</b>	167.6	2:27.821
2	2:26.873	40.412	<b>1:06.869</b>	39.592	171.7	4:54.694
3	3:37.123	1:10.125	1:29.160	57.838	116.1	8:31.817
4	<b>2:27.289</b>	40.566	1:09.131	37.592	171.2	10:59.106
5	<b>2:25.833</b>	<b>40.254</b>	1:08.460	37.119	172.9	13:24.939
6	<b>2:25.235</b>	40.603	1:07.500	37.132	173.6	15:50.174
7	<b>2:24.455</b>	40.380	1:07.025	37.050	174.5	18:14.629
8	<b>2:24.496</b>	40.356	1:07.059	37.081	174.5	20:39.125
9	<b>2:25.351</b>	40.487	1:07.570	37.294	173.5	23:04.476
10	<b>2:27.325</b>	41.373	1:07.265	38.687	171.1	25:31.801
11	2:34.901	44.795	1:09.691	40.415	162.8	28:06.702
12	4:19.437	1:14.457	1:50.526	1:14.454	97.2	32:26.139

33 Sebastien Lajoux <span style="float:right">FRA</span>						
DUWO Racing <span style="float:right">Porsche 911 GT3 Cup (Type 992)</span>						
1	<b>2:40.163</b>	49.220	1:11.030	39.913	154.7	2:40.163
2	<b>2:42.412</b>	41.637	1:13.741	47.034	155.2	5:22.575
3	3:18.773	58.169	1:27.362	53.242	126.8	8:41.348
4	<b>2:29.554</b>	42.299	<b>1:08.716</b>	38.539	168.6	11:10.902
5	2:53.330	48.984	1:25.974	<b>38.372</b>	145.5	14:04.232
6	<b>2:32.171</b>	42.161	1:09.132	40.878	165.7	16:36.403
7	2:30.684	42.610	1:09.580	38.494	167.3	19:07.087
8	2:30.690	<b>42.289</b>	1:09.356	39.045	167.3	21:37.777
9	2:32.830	42.636	1:10.894	39.300	165.0	24:10.607
10	2:34.980	44.598	1:10.340	40.042	162.7	26:45.587
11	2:37.295	46.273	1:11.094	39.928	160.3	29:22.882
12	3:25.623	47.469	1:17.621	1:20.533	122.6	32:48.505


36 Ralph Poppelaars <span style="float:right">NLD</span>						
Hans Weijs Motorsport <span style="float:right">Porsche 911 GT3 Cup (Type 992)</span>						
1	2:41.366	51.266	1:11.037	39.063	153.5	2:41.366
2	<b>2:44.106</b>	43.479	1:13.732	46.895	153.6	5:25.472
3	3:17.850	58.469	1:25.574	53.807	127.4	8:43.322
4	<b>2:29.177</b>	41.831	1:09.226	38.120	169.0	11:12.499
5	<b>2:27.669</b>	41.286	1:08.601	<b>37.782</b>	170.7	13:40.168
6	<b>2:27.627</b>	<b>41.088</b>	<b>1:08.489</b>	38.050	170.8	16:07.795
7	2:29.340	41.770	1:09.729	37.841	168.8	18:37.135
8	<b>2:28.138</b>	41.537	1:08.763	37.838	170.2	21:05.273
9	2:29.524	41.624	1:09.717	38.183	168.6	23:34.797
10	2:31.463	42.137	1:09.778	39.548	166.5	26:06.260
11	2:40.361	48.220	1:12.177	39.964	157.2	28:46.621
12	3:58.241	50.250	1:46.863	1:21.128	105.8	32:44.862

42 Cedric Chassang <span style="float:right">NLD</span>						
Team GP Elite <span style="float:right">Porsche 911 GT3 Cup (Type 992)</span>						
1	2:41.120	50.478	1:11.060	39.582	153.8	2:41.120
2	2:45.815	43.682	1:14.767	47.366	152.1	5:26.935
3	3:17.060	58.637	1:25.380	53.043	128.0	8:43.995
4	<b>2:28.971</b>	41.542	1:09.146	38.283	169.3	11:12.966
5	2:28.439	41.320	1:08.918	38.201	169.9	13:41.405
6	<b>2:27.217</b>	<b>40.892</b>	<b>1:08.185</b>	<b>38.140</b>	171.3	16:08.622
7	2:29.142	41.251	1:09.632	38.259	169.1	18:37.764
8	2:28.018	41.281	1:08.594	38.143	170.3	21:05.782
9	<b>3:19.385</b>	41.072	1:59.479	38.834	126.5	24:25.167
10	2:35.063	44.248	1:10.668	40.147	162.6	27:00.230
11	2:35.482	44.804	1:10.835	39.843	162.2	29:35.712
12	3:13.413	45.863	1:10.704	1:16.846	130.4	32:49.125

46 Robert de Haan <span style="float:right">NLD</span>						
Richardson Racing <span style="float:right">Porsche 911 GT3 Cup (Type 992)</span>						
1	<b>2:25.937</b>	42.581	1:06.535	36.821	169.8	2:25.937
2	2:26.509	<b>40.130</b>	<b>1:06.262</b>	40.117	172.1	4:52.446
3	3:38.656	1:11.126	1:29.507	58.023	115.3	8:31.102
4	<b>2:23.938</b>	40.667	1:06.654	<b>36.617</b>	175.2	10:55.040
5	<b>2:23.687</b>	40.244	1:06.523	36.920	175.5	13:18.727
6	<b>2:23.809</b>	40.201	1:06.625	36.983	175.3	15:42.536
7	2:24.337	40.371	1:06.955	37.011	174.7	18:06.873
8	<b>2:24.499</b>	40.470	1:06.869	37.160	174.5	20:31.372
9	2:24.490	40.649	1:06.710	37.131	174.5	22:55.862
10	2:27.340	41.539	1:07.177	38.624	171.1	25:23.202
11	2:41.769	44.793	1:13.126	43.850	155.9	28:04.971
12	4:19.433	1:14.289	1:50.873	1:14.271	97.2	32:24.404

56 Quentin Antonel <span style="float:right">FRA</span>						
Q1 Trackracing <span style="float:right">Porsche 911 GT3 Cup (Type 992)</span>						
1	2:38.162	48.347	1:10.997	38.818	156.6	2:38.162
2	2:39.884	41.298	1:13.250	45.336	157.7	5:18.046
3	3:20.915	58.105	1:28.862	53.948	125.5	8:38.961
4	2:27.391	41.102	1:08.063	38.226	171.1	11:06.352
5	<b>2:25.795</b>	41.008	<b>1:07.337</b>	<b>37.450</b>	172.9	13:32.147
6	2:27.661	41.028	1:08.049	38.584	170.8	15:59.808
7	2:26.182	<b>40.794</b>	1:07.533	37.855	172.5	18:25.990
8	2:26.811	40.979	1:08.044	37.788	171.7	20:52.801
9	<b>2:26.812</b>	40.799	1:08.209	37.804	171.7	23:19.613
10	2:31.319	42.890	1:09.517	38.912	166.6	25:50.932
11	2:42.219	49.014	1:11.536	41.669	155.4	28:33.151
12	4:02.378	58.333	1:48.108	1:15.937	104.0	32:35.529

57 Dirk Schouten <span style="float:right">NLD</span>						
Q1 Trackracing <span style="float:right">Porsche 911 GT3 Cup (Type 992)</span>						
1	2:29.234	44.127	1:07.530	37.577	166.0	2:29.234
2	<b>2:28.423</b>	41.051	<b>1:07.404</b>	39.968	169.9	4:57.657
3	3:35.103	1:08.609	1:28.998	57.496	117.2	8:32.760
4	<b>2:27.421</b>	40.639	1:08.751	38.031	171.0	11:00.181
5	<b>2:26.578</b>	40.681	1:07.990	37.907	172.0	13:26.759
6	2:28.921	42.162	1:08.838	37.921	169.3	15:55.680
7	<b>2:26.118</b>	40.749	1:07.658	37.711	172.6	18:21.798
8	<b>2:26.632</b>	<b>40.902</b>	1:07.907	37.823	172.0	20:48.430
9	<b>2:26.012</b>	40.861	1:07.676	<b>37.475</b>	172.7	23:14.442




### Porsche Carrera Cup Benelux 6 Hours of Spa-Francorchamps Race 1

#### Sector Analysis

— Invalidated Lap    ■ Personal Best    ■ Session Best    B Crossing the pit lane

Lap	Time	Sector 1	Sector 2	Sector 3	Kph	Elapsed	Lap	Time	Sector 1	Sector 2	Sector 3	Kph	Elapsed
10	2:27.845	41.385	1:07.930	38.530	170.5	25:42.287	7	2:24.701	<b>40.393</b>	1:07.273	37.035	174.2	18:13.893
11	2:39.892	48.251	1:10.306	41.335	157.7	28:22.179	8	<u>2:24.628</u>	40.523	1:07.069	37.036	174.3	20:38.521
12	4:07.396	1:03.437	1:49.329	1:14.630	101.9	32:29.575	9	<u>2:24.564</u>	40.517	1:07.068	36.979	174.4	23:03.085
<b>75</b> Etienne Ploenes							10	2:26.822	41.121	1:07.225	38.476	171.7	25:29.907
Revs Motorsport						DEU	11	2:36.259	45.407	1:09.256	41.596	161.4	28:06.166
						Porsche 911 GT3 Cup (Type 992)	12	4:19.697	1:14.261	1:50.906	1:14.530	97.1	32:25.863
1	2:39.432	49.776	1:11.273	38.383	155.4	2:39.432	<b>93</b> Jaime Font						
2	<u>2:39.860</u>	41.153	1:12.661	46.046	157.7	5:19.292	Baporo Motorsport						ESP
3	3:20.226	57.594	1:28.761	53.871	125.9	8:39.518							Porsche 911 GT3 Cup (Type 992)
4	2:47.365	<b>40.722</b>	1:08.238	58.405	150.7	11:26.883	1	2:38.970	48.972	1:10.899	39.099	155.8	2:38.970
5	4:05.393B	2:19.668	1:07.732	37.993	102.8	15:32.276	2	<u>2:42.489</u>	41.657	1:14.245	46.587	155.2	5:21.459
6	2:26.638	41.183	1:07.545	37.910	171.9	17:58.914	3	3:19.562	58.497	1:27.803	53.262	126.3	8:41.021
7	<b>2:26.276</b>	41.136	<b>1:07.318</b>	<b>37.822</b>	172.4	20:25.190	4	<u>2:30.405</u>	42.919	1:09.069	38.417	167.6	11:11.426
8	<u>2:26.673</u>	40.984	1:07.668	38.021	171.9	22:51.863	5	2:29.381	41.551	1:09.923	37.907	168.8	13:40.807
9	2:28.732	41.532	1:08.259	38.941	169.5	25:20.595	6	<b>2:27.444</b>	<b>41.005</b>	1:08.255	38.184	171.0	16:08.251
10	<u>2:41.187</u>	43.774	1:12.020	45.393	156.4	28:01.782	7	<u>2:28.430</u>	41.251	1:08.835	38.344	169.9	18:36.681
11	2:52.399	52.845	1:16.349	43.205	146.3	30:54.181	8	<u>2:27.573</u>	41.577	1:08.356	<b>37.640</b>	170.9	21:04.254
12	2:42.470	48.110	1:11.971	42.389	155.2	33:36.651	9	2:27.789	41.555	<b>1:08.235</b>	37.999	170.6	23:32.043
<b>77</b> Paul Meijer							10	2:28.479	41.585	1:08.624	38.270	169.8	26:00.522
Hans Weijs Motorsport						NLD	11	2:38.432	48.107	1:09.907	40.418	159.1	28:38.954
						Porsche 911 GT3 Cup (Type 992)	12	4:01.984	55.915	1:47.619	1:18.450	104.2	32:40.938
1	<u>2:33.819</u>	47.348	1:09.260	37.211	161.1	2:33.819	<b>777</b> Sam Dejonghe						
2	<u>2:34.424</u>	40.593	1:10.054	43.777	163.3	5:08.243	RedAnt Racing						BEL
3	3:26.397	1:02.201	1:28.196	56.000	122.2	8:34.640							Porsche 911 GT3 Cup (Type 992)
4	2:26.027	<b>40.528</b>	1:07.629	37.870	172.7	11:00.667	1	2:29.681	44.713	1:07.470	37.498	165.5	2:29.681
5	2:26.637	40.669	1:08.253	37.715	171.9	13:27.304	2	2:29.210	41.849	1:07.326	40.035	169.0	4:58.891
6	2:27.522	41.335	1:08.319	37.868	170.9	15:54.826	3	3:34.197	1:07.813	1:29.268	57.116	117.7	8:33.088
7	<b>2:25.240</b>	40.610	<b>1:07.283</b>	<b>37.347</b>	173.6	18:20.066	4	2:26.451	40.758	1:08.083	37.610	172.2	10:59.539
8	<u>2:25.629</u>	40.533	1:07.604	37.492	173.1	20:45.695	5	2:26.418	40.673	1:08.189	37.556	172.2	13:25.957
9	<u>2:26.023</u>	40.617	1:07.664	37.742	172.7	23:11.718	6	2:25.290	40.768	1:07.223	37.299	173.5	15:51.247
10	2:27.994	41.498	1:07.939	38.557	170.4	25:39.712	7	2:25.095	<b>40.613</b>	1:07.166	37.316	173.8	18:16.342
11	2:40.266	48.561	1:10.364	41.341	157.3	28:19.978	8	2:25.203	40.785	<b>1:07.027</b>	37.391	173.6	20:41.545
12	4:07.998	1:03.778	1:49.937	1:14.283	101.7	32:27.976	9	<b>2:25.022</b>	40.760	1:07.108	<b>37.154</b>	173.9	23:06.567
<b>88</b> Horst Felix Felbermayr							10	2:27.825	41.794	1:07.357	38.674	170.6	25:34.392
Huber Racing						AUT	11	2:40.445	47.265	1:11.266	41.914	157.2	28:14.837
						Porsche 911 GT3 Cup (Type 992)	12	4:12.629	1:07.033	1:50.476	1:15.120	99.8	32:27.466
1	2:33.363	47.091	1:09.062	<b>37.210</b>	161.5	2:33.363	<b>911</b> Luc Vanderfeesten						
2	<u>2:28.844</u>	40.980	<b>1:07.645</b>	40.219	169.4	5:02.207	RedAnt Racing						BEL
3	3:32.079	1:06.276	1:29.061	56.742	118.9	8:34.286							Porsche 911 GT3 Cup (Type 992)
4	<u>2:27.615</u>	41.504	1:08.386	37.725	170.8	11:01.901	1	<u>2:42.562</u>	51.628	1:11.434	39.500	152.4	2:42.562
5	<b>2:26.684</b>	<b>41.023</b>	1:07.985	37.676	171.9	13:28.585	2	2:44.732	43.457	1:14.124	47.151	153.1	5:27.294
6	<u>2:27.804</u>	41.061	1:08.491	38.252	170.6	15:56.389	3	3:17.683	59.115	1:25.120	53.448	127.5	8:44.977
7	2:27.381	41.399	1:08.083	37.899	171.1	18:23.770	4	2:31.030	42.047	1:10.325	38.658	166.9	11:16.007
8	2:26.831	41.066	1:07.956	37.809	171.7	20:50.601	5	<u>2:30.582</u>	<b>42.032</b>	1:09.652	38.898	167.4	13:46.589
9	2:26.712	41.204	1:07.786	37.722	171.9	23:17.313	6	<u>2:29.865</u>	42.109	<b>1:09.374</b>	<b>38.382</b>	168.2	16:16.454
10	2:29.108	42.217	1:08.311	38.580	169.1	25:46.421	7	<u>2:30.680</u>	42.009	1:09.428	39.243	167.3	18:47.134
11	2:37.895	46.589	1:10.321	40.985	159.7	28:24.316	8	<b>2:30.872</b>	42.375	1:09.709	38.788	167.1	21:18.006
12	4:08.052	1:03.954	1:48.235	1:15.863	101.6	32:32.368	9	<u>2:33.095</u>	42.342	1:11.525	39.228	164.7	23:51.101
<b>92</b> Benjamin Paque							10	2:40.029	45.379	1:11.656	42.994	157.6	26:31.130
August by NGT						BEL	11	2:43.192	47.598	1:13.557	42.037	154.5	29:14.322
						Porsche 911 GT3 Cup (Type 992)	12	3:33.830	48.841	1:24.300	1:20.689	117.9	32:48.152
1	<u>2:28.089</u>	43.254	1:08.039	<b>36.796</b>	167.3	2:28.089	<b>912</b> Philippe Wils						
2	2:28.843	40.578	1:07.167	41.098	169.4	4:56.932	RedAnt Racing						BEL
3	3:35.352	1:08.463	1:29.091	57.798	117.1	8:32.284							Porsche 911 GT3 Cup (Type 992)
4	2:26.541	40.491	1:08.580	37.470	172.1	10:58.825	1	<u>2:41.369</u>	50.840	1:11.104	39.425	153.5	2:41.369
5	2:25.746	40.440	1:08.045	37.261	173.0	13:24.571	2	2:47.296	46.829	1:13.524	46.943	150.7	5:28.665
6	<b>2:24.621</b>	40.605	<b>1:07.045</b>	36.971	174.3	15:49.192	3	3:17.547	59.475	1:24.779	53.293	127.6	8:46.212



**Porsche Carrera Cup Benelux**  
6 Hours of Spa-Francorchamps  
Race 1

**Sector Analysis**

— Invalidated Lap    ■ Personal Best    ■ Session Best    B Crossing the pit lane

Lap	Time	Sector 1	Sector 2	Sector 3	Kph	Elapsed	Lap	Time	Sector 1	Sector 2	Sector 3	Kph	Elapsed
4	2:27.415	41.058	1:08.863	37.494	171.0	11:13.627							
5	2:28.448	40.882	1:09.136	38.430	169.9	13:42.075							
6	2:27.176	40.844	1:07.913	38.419	171.3	16:09.251							
7	2:29.051	41.110	1:09.484	38.457	169.2	18:38.302							
8	2:27.993	41.314	1:08.504	38.175	170.4	21:06.295							
9	2:28.755	40.872	1:09.721	38.162	169.5	23:35.050							
10	2:29.759	42.106	1:08.926	38.727	168.4	26:04.809							
11	2:39.808	47.725	1:11.665	40.418	157.8	28:44.617							
12	3:58.775	51.341	1:47.057	1:20.377	105.6	32:43.392							