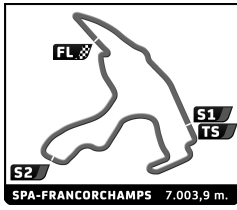


Porsche Carrera Cup Benelux 6 Hours of Spa-Francorchamps Race 2

Sector Analysis

— Invalidated Lap ■ Personal Best ■ Session Best B Crossing the pit lane

Lap	Time	Sector 1	Sector 2	Sector 3	Kph	Elapsed	Lap	Time	Sector 1	Sector 2	Sector 3	Kph	Elapsed	
3	Ryan Ratcliffe	GBR						9	2:37.504	43.873	1:13.857	39.774	160.1	25:27.347
	Revs Motorsport	Porsche 911 GT3 Cup (Type 992)						10	<u>2:37.458</u>	43.698	1:13.849	39.911	160.1	28:04.805
1	2:56.267	48.843	1:14.968	52.456	140.6	2:56.267	11	<u>2:36.871</u>	43.191	1:14.053	39.627	160.7	30:41.676	
2	2:49.795	50.631	1:13.416	45.748	148.5	5:46.062								
3	4:03.561	1:14.637	1:48.195	1:00.729	103.5	9:49.623								
4	2:40.643	44.272	1:15.065	41.306	157.0	12:30.266								
5	2:38.693	43.955	1:14.061	40.677	158.9	15:08.959								
6	2:38.975	44.140	1:14.571	40.264	158.6	17:47.934								
7	2:36.574	43.973	1:13.080	39.521	161.0	20:24.508								
8	2:39.158	43.711	1:15.069	40.378	158.4	23:03.666								
9	<u>2:37.268</u>	43.532	1:14.062	39.674	160.3	25:40.934								
10	2:36.399	43.471	1:13.248	39.680	161.2	28:17.333								
11	2:36.497	43.289	1:13.020	40.188	161.1	30:53.830								
4	Marc Waechter	CHE												
	G2 Racing	Porsche 911 GT3 Cup (Type 992)												
1	2:52.734	53.542	1:16.738	42.454	143.4	2:52.734								
5	Micah Stanley	MCO												
	Richardson Racing	Porsche 911 GT3 Cup (Type 992)												
1	2:43.379	47.622	1:14.884	40.873	151.6	2:43.379								
2	2:47.016	43.658	1:13.849	49.509	151.0	5:30.395								
3	4:07.804	1:13.464	1:51.974	1:02.366	101.8	9:38.199								
4	2:35.647	43.508	1:12.603	39.536	162.0	12:13.846								
5	2:36.727	43.715	1:13.368	39.644	160.9	14:50.573								
6	2:36.717	44.023	1:13.296	39.398	160.9	17:27.290								
7	2:37.141	44.039	1:13.595	39.507	160.5	20:04.431								
8	2:36.373	43.893	1:13.240	39.240	161.2	22:40.804								
9	2:36.428	44.116	1:12.677	39.635	161.2	25:17.232								
10	<u>2:36.407</u>	43.388	1:13.612	39.407	161.2	27:53.639								
11	<u>2:36.105</u>	43.025	1:13.694	39.386	161.5	30:29.744								
7	Didier Glorieux	BEL												
	Speedlover	Porsche 911 GT3 Cup (Type 992)												
1	2:43.588	47.324	1:14.825	41.439	151.4	2:43.588								
2	2:58.159	44.995	1:23.050	50.114	141.5	5:41.747								
3	4:04.805	1:14.253	1:49.722	1:00.830	103.0	9:46.552								
4	<u>2:39.659</u>	44.417	1:14.323	40.919	157.9	12:26.211								
5	2:39.215	45.018	1:13.824	40.373	158.4	15:05.426								
6	2:49.067	55.402	1:13.355	40.310	149.1	17:54.493								
7	2:37.123	43.967	1:13.184	39.972	160.5	20:31.616								
8	2:37.198	43.900	1:13.497	39.801	160.4	23:08.814								
9	2:37.155	43.740	1:14.108	39.307	160.4	25:45.969								
10	2:47.719	55.248	1:12.924	39.547	150.3	28:33.688								
11	2:36.501	43.676	1:13.113	39.712	161.1	31:10.189								
8	Aaron Mason	GBR												
	Revs Motorsport	Porsche 911 GT3 Cup (Type 992)												
1	2:46.074	49.677	1:14.933	41.464	149.2	2:46.074								
2	2:48.196	44.181	1:14.855	49.160	149.9	5:34.270								
3	4:07.827	1:13.593	1:52.222	1:02.012	101.7	9:42.097								
4	<u>2:38.025</u>	43.281	1:14.015	40.729	159.6	12:20.122								
5	2:37.916	43.872	1:13.949	40.095	159.7	14:58.038								
6	2:37.442	43.757	1:13.735	39.950	160.1	17:35.480								
7	2:36.846	43.540	1:13.703	39.603	160.8	20:12.326								
8	2:37.517	43.572	1:13.676	40.269	160.1	22:49.843								
9	Rik Koen	NLD												
	Revs Motorsport	Porsche 911 GT3 Cup (Type 992)												
1	<u>2:40.664</u>	46.315	1:13.591	40.758	154.2	2:40.664								
2	<u>2:46.290</u>	43.562	1:14.799	47.929	151.6	5:26.954								
3	4:23.411	B 1:49.123	1:33.651	1:00.637	95.7	9:50.365								
4	2:45.715	47.609	1:17.150	40.956	152.2	12:36.080								
5	2:39.634	45.604	1:14.687	39.343	157.9	15:15.714								
6	<u>2:36.259</u>	44.622	1:12.938	38.699	161.4	17:51.973								
7	2:36.977	44.091	1:12.669	40.217	160.6	20:28.950								
8	2:35.474	43.912	1:12.110	39.452	162.2	23:04.424								
9	2:34.286	43.529	1:12.542	38.215	163.4	25:38.710								
10	2:44.731	42.811	1:23.566	38.354	153.1	28:23.441								
11	2:34.986	43.372	1:12.234	39.380	162.7	30:58.427								
10	Pietro Armani	ITA												
	Ombra Racing	Porsche 911 GT3 Cup (Type 992)												
1	<u>2:43.981</u>	48.229	1:14.798	40.954	151.1	2:43.981								
2	2:46.847	43.645	1:14.596	48.606	151.1	5:30.828								
3	4:08.310	1:13.995	1:51.875	1:02.440	101.5	9:39.138								
4	2:35.866	43.208	1:13.596	39.062	161.8	12:15.004								
5	<u>2:37.227</u>	43.675	1:14.046	39.506	160.4	14:52.231								
6	2:37.245	43.929	1:14.163	39.153	160.3	17:29.476								
7	2:37.369	43.471	1:14.107	39.791	160.2	20:06.845								
8	<u>2:37.011</u>	43.484	1:14.166	39.361	160.6	22:43.856								
9	2:37.992	43.353	1:14.445	40.194	159.6	25:21.848								
10	2:37.553	43.669	1:14.268	39.616	160.0	27:59.401								
11	<u>2:37.946</u>	43.322	1:14.484	40.140	159.6	30:37.347								
11	Tijn Jilesen	NLD												
	JW Raceservice	Porsche 911 GT3 Cup (Type 992)												
1	2:45.628	49.420	1:14.741	41.467	149.6	2:45.628								
2	<u>2:47.387</u>	43.366	1:14.873	49.148	150.6	5:33.015								
3	4:07.608	1:13.880	1:51.251	1:02.477	101.8	9:40.623								
4	2:37.401	43.710	1:13.914	39.777	160.2	12:18.024								
5	2:36.085	43.198	1:13.372	39.515	161.5	14:54.109								
6	<u>2:36.947</u>	44.065	1:13.232	39.650	160.7	17:31.056								
7	2:36.712	43.699	1:13.446	39.567	160.9	20:07.768								
8	2:36.911	43.731	1:13.705	39.475	160.7	22:44.679								
9	2:37.353	43.961	1:13.455	39.937	160.2	25:22.032								
10	2:37.956	44.018	1:14.027	39.911	159.6	27:59.988								
11	2:37.921	44.015	1:13.773	40.133	159.7	30:37.909								
12	Maik Rosenberg	DEU												
	Team GP Elite	Porsche 911 GT3 Cup (Type 992)												
1	2:51.620	52.046	1:17.036	42.538	144.4	2:51.620								
2	2:51.104	44.418	1:16.176	50.510	147.4	5:42.724								
3	4:04.734	1:14.434	1:49.094	1:01.206	103.0	9:47.458								
4	2:39.880	44.221	1:14.389	41.270	157.7	12:27.338								
5	2:42.042	44.455	1:14.235	43.352	155.6	15:09.380								
6	2:39.266	44.649	1:14.206	40.411	158.3	17:48.646								
7	2:38.787	44.180	1:14.252	40.355	158.8	20:27.433								
8	2:40.138	44.005	1:14.971	41.162	157.5	23:07.571								
9	2:40.080	44.268	1:15.324	40.488	157.5	25:47.651								

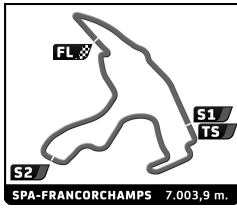


Porsche Carrera Cup Benelux 6 Hours of Spa-Francorchamps Race 2

Sector Analysis

— Invalidated Lap ■ Personal Best ■ Session Best B Crossing the pit lane

Lap	Time	Sector 1	Sector 2	Sector 3	Kph	Elapsed	Lap	Time	Sector 1	Sector 2	Sector 3	Kph	Elapsed	
10	2:39.369	43.900	1:15.402	40.067	158.2	28:27.020	4	2:40.739	44.280	1:15.673	40.786	156.9	12:29.165	
11	2:37.591	43.541	1:13.755	40.295	160.0	31:04.611	5	2:41.507	44.789	1:15.754	40.964	156.1	15:10.672	
13	Joan Vinyes						6	2:39.177	44.416	1:14.738	40.023	158.4	17:49.849	
	Baporo Motorsport						7	2:39.622	44.178	1:13.952	41.492	158.0	20:29.471	
							8	2:38.414	44.659	1:13.488	40.267	159.2	23:07.885	
1	2:47.761	49.792	1:17.107	40.862	147.7	2:47.761	9	2:40.176	44.447	1:15.105	40.624	157.4	25:48.061	
2	2:49.551	44.117	1:15.950	49.484	148.7	5:37.312	10	2:39.486	43.918	1:15.458	40.110	158.1	28:27.547	
3	4:05.562	1:14.328	1:50.905	1:00.329	102.7	9:42.874	11	2:37.531	43.244	1:14.239	40.048	160.1	31:05.078	
4	2:39.518	43.794	1:14.544	41.180	158.1	12:22.392	18	Keagan Masters						ZAF
5	2:38.399	43.606	1:14.145	40.648	159.2	15:00.791		Ombra Racing						Porsche 911 GT3 Cup (Type 992)
6	2:42.034	44.475	1:15.908	41.651	155.6	17:42.825	1	2:38.873	44.655	1:14.287	39.931	155.9	2:38.873	
7	2:40.264	45.463	1:14.197	40.604	157.3	20:23.089	2	2:38.904	43.153	1:13.296	42.455	158.7	5:17.777	
8	2:39.217	44.310	1:14.348	40.559	158.4	23:02.306	3	4:17.345	1:21.924	1:51.472	1:03.949	98.0	9:35.122	
9	2:40.102	44.574	1:15.506	40.022	157.5	25:42.408	4	2:35.592	43.266	1:12.989	39.337	162.1	12:10.714	
10	2:38.042	43.735	1:14.183	40.124	159.5	28:20.450	5	2:36.200	43.041	1:13.064	40.095	161.4	14:46.914	
11	2:37.905	43.728	1:13.826	40.351	159.7	30:58.355	6	2:36.503	43.108	1:13.850	39.545	161.1	17:23.417	
14	Lucas Van Eijndhoven						7	2:36.260	43.302	1:13.570	39.388	161.4	19:59.677	
	JW Raceservice						8	2:36.650	43.302	1:13.962	39.386	161.0	22:36.327	
							9	2:39.322	43.536	1:14.748	41.038	158.3	25:15.649	
1	2:45.275	49.384	1:14.779	41.112	149.9	2:45.275	10	2:36.522	42.938	1:14.243	39.341	161.1	27:52.171	
2	2:46.718	43.509	1:14.653	48.556	151.2	5:31.993	11	2:36.117	43.074	1:14.047	38.996	161.5	30:28.288	
3	4:08.020	1:14.099	1:51.439	1:02.482	101.7	9:40.013	21	Sacha Norden						NLD
4	2:41.059	43.612	1:14.432	43.015	156.6	12:21.072		Team GP Elite						Porsche 911 GT3 Cup (Type 992)
15	Glenn Van Parijs						1	2:46.127	49.958	1:14.886	41.283	149.1	2:46.127	
	August by NGT						2	2:47.354	43.956	1:14.180	49.218	150.7	5:33.481	
							3	4:07.845	1:14.074	1:51.241	1:02.530	101.7	9:41.326	
1	2:38.158	45.108	1:13.321	39.729	156.6	2:38.158	4	2:37.896	43.824	1:13.399	40.673	159.7	12:19.222	
2	2:38.525	43.163	1:12.879	42.483	159.1	5:16.683	5	2:37.385	44.031	1:13.071	40.283	160.2	14:56.607	
3	4:18.086	1:22.533	1:51.292	1:04.261	97.7	9:34.769	6	2:37.344	43.993	1:13.084	40.267	160.2	17:33.951	
4	2:35.039	43.189	1:12.462	39.388	162.6	12:09.808	7	2:39.086	43.609	1:15.985	39.492	158.5	20:13.037	
5	2:36.314	43.152	1:13.173	39.989	161.3	14:46.122	8	2:37.019	44.065	1:12.910	40.044	160.6	22:50.056	
6	2:36.539	43.168	1:13.379	39.992	161.1	17:22.661	9	2:37.531	44.478	1:13.553	39.500	160.1	25:27.587	
7	2:35.967	43.170	1:13.239	39.558	161.7	19:58.628	10	2:37.392	43.965	1:13.527	39.900	160.2	28:04.979	
8	2:35.947	43.758	1:12.483	39.706	161.7	22:34.575	11	2:47.921	44.084	1:13.348	50.489	150.2	30:52.900	
9	2:35.868	43.593	1:12.376	39.899	161.8	25:10.443	26	Lucas Groeneveld						NLD
10	2:36.112	43.638	1:12.708	39.766	161.5	27:46.555		Team GP Elite						Porsche 911 GT3 Cup (Type 992)
11	2:36.406	43.333	1:12.844	40.229	161.2	30:22.961	1	2:37.449	44.689	1:13.529	39.231	157.4	2:37.449	
16	Flynt Schuring						2	2:37.689	43.161	1:13.281	41.247	159.9	5:15.138	
	Huber Racing						3	4:18.983	1:23.027	1:51.897	1:04.059	97.4	9:34.121	
							4	2:35.119	42.970	1:13.064	39.085	162.5	12:09.240	
1	2:41.635	46.611	1:14.114	40.910	153.3	2:41.635	5	2:36.182	43.118	1:13.426	39.638	161.4	14:45.422	
2	2:45.819	43.669	1:14.159	47.991	152.1	5:27.454	6	2:37.409	43.104	1:13.927	40.378	160.2	17:22.831	
3	4:08.778	1:13.838	1:51.039	1:03.901	101.4	9:36.232	7	2:36.548	43.008	1:14.096	39.444	161.1	19:59.379	
4	2:35.085	43.028	1:12.908	39.149	162.6	12:11.317	8	2:36.661	43.509	1:13.887	39.265	160.9	22:36.040	
5	2:35.945	43.090	1:13.135	39.720	161.7	14:47.262	9	2:35.884	43.363	1:13.369	39.152	161.7	25:11.924	
6	2:36.666	43.281	1:13.560	39.825	160.9	17:23.928	10	2:35.748	43.547	1:13.374	38.827	161.9	27:47.672	
7	2:36.292	43.077	1:13.675	39.540	161.3	20:00.220	11	2:37.099	43.283	1:14.685	39.131	160.5	30:24.771	
8	2:36.419	43.183	1:13.723	39.513	161.2	22:36.639	33	Sebastien Lajoux						FRA
9	2:36.533	43.328	1:14.233	38.972	161.1	25:13.172		DUWO Racing						Porsche 911 GT3 Cup (Type 992)
10	2:35.153	43.175	1:12.785	39.193	162.5	27:48.325	1	2:52.163	52.801	1:16.890	42.472	143.9	2:52.163	
11	2:35.122	43.136	1:12.754	39.232	162.5	30:23.447	2	2:51.463	44.676	1:15.663	51.124	147.1	5:43.626	
17	Bob Wilwert						3	4:04.338	1:14.602	1:48.423	1:01.313	103.2	9:47.964	
	Speedlover						4	2:40.051	44.460	1:14.735	40.856	157.5	12:28.015	



Porsche Carrera Cup Benelux 6 Hours of Spa-Francorchamps Race 2

Sector Analysis

— Invalidated Lap ■ Personal Best ■ Session Best B Crossing the pit lane

Lap	Time	Sector 1	Sector 2	Sector 3	Kph	Elapsed	Lap	Time	Sector 1	Sector 2	Sector 3	Kph	Elapsed
5	2:40.163	44.823	1:14.798	40.542	157.4	15:08.178	6	2:40.167	44.186	1:15.379	40.602	157.4	17:42.157
6	2:39.597	44.662	1:14.247	40.688	158.0	17:47.775	7	2:37.549	44.055	1:13.482	40.012	160.0	20:19.706
7	2:39.026	44.529	1:14.315	40.182	158.6	20:26.801	8	2:38.365	44.667	1:13.772	39.926	159.2	22:58.071
8	<u>2:40.446</u>	44.479	1:14.614	41.353	157.2	23:07.247	9	2:37.971	43.587	1:14.378	40.006	159.6	25:36.042
9	2:38.226	44.369	1:13.287	40.570	159.4	25:45.473	10	2:40.409	44.094	1:16.413	39.902	157.2	28:16.451
10	2:37.885	43.912	1:14.195	39.778	159.7	28:23.358	11	2:37.073	43.440	1:13.384	40.249	160.5	30:53.524
11	2:38.383	44.335	1:14.215	39.833	159.2	31:01.741							

36 **Ralph Poppelaars** NLD
Hans Weijs Motorsport Porsche 911 GT3 Cup (Type 992)

1	2:46.386	50.578	1:14.504	41.304	148.9	2:46.386
2	<u>2:48.241</u>	44.206	1:14.936	49.099	149.9	5:34.627
3	4:07.582	1:14.582	1:52.077	1:00.923	101.8	9:42.209
4	<u>2:38.904</u>	43.924	1:13.568	41.412	158.7	12:21.113
5	2:37.342	43.281	1:13.912	40.149	160.3	14:58.455
6	2:37.840	44.614	1:13.462	39.764	159.7	17:36.295
7	2:37.469	44.161	1:13.603	39.705	160.1	20:13.764
8	2:37.466	44.265	1:13.159	40.042	160.1	22:51.230
9	2:37.601	44.288	1:13.296	40.017	160.0	25:28.831
10	2:36.874	43.964	1:13.040	39.870	160.7	28:05.705
11	2:38.399	43.902	1:13.778	40.719	159.2	30:44.104

42 **Cedric Chassang** NLD
Team GP Elite Porsche 911 GT3 Cup (Type 992)

1	2:50.599	51.603	1:16.583	42.413	145.2	2:50.599
2	<u>2:50.352</u>	44.021	1:15.984	50.347	148.0	5:40.951
3	4:04.772	1:13.590	1:50.609	1:00.573	103.0	9:45.723
4	2:39.447	43.820	1:14.537	41.090	158.1	12:25.170
5	<u>2:40.079</u>	44.143	1:14.834	41.102	157.5	15:05.249
6	2:39.067	44.063	1:14.630	40.374	158.5	17:44.316
7	2:39.476	44.524	1:14.856	40.096	158.1	20:23.792
8	2:40.956	44.272	1:15.026	41.658	156.7	23:04.748
9	2:38.943	44.169	1:14.661	40.113	158.6	25:43.691
10	2:38.048	43.726	1:14.574	39.748	159.5	28:21.739
11	2:39.369	44.045	1:15.167	40.157	158.2	31:01.108

46 **Robert de Haan** NLD
Richardson Racing Porsche 911 GT3 Cup (Type 992)

1	<u>2:36.622</u>	44.303	1:12.965	39.354	158.2	2:36.622
2	2:37.485	43.204	1:12.888	41.393	160.1	5:14.107
3	4:19.787	1:23.652	1:51.582	1:04.553	97.1	9:33.894
4	2:33.879	42.919	1:11.965	38.995	163.9	12:07.773
5	2:36.500	43.146	1:12.557	40.797	161.1	14:44.273
6	2:35.772	43.036	1:13.033	39.703	161.9	17:20.045
7	2:35.526	43.415	1:12.863	39.248	162.1	19:55.571
8	2:34.915	43.292	1:12.383	39.240	162.8	22:30.486
9	2:34.569	43.114	1:12.225	39.230	163.1	25:05.055
10	2:34.602	43.211	1:12.326	39.065	163.1	27:39.657
11	2:34.747	43.187	1:12.231	39.329	162.9	30:14.404

56 **Quentin Antonel** FRA
Q1 Trackracing Porsche 911 GT3 Cup (Type 992)

1	2:49.406	51.146	1:16.602	41.658	146.2	2:49.406
2	<u>2:49.295</u>	43.858	1:15.548	49.889	148.9	5:38.701
3	4:05.516	1:14.395	1:50.967	1:00.154	102.7	9:44.217
4	2:39.377	43.506	1:14.913	40.958	158.2	12:23.594
5	<u>2:38.396</u>	43.651	1:14.185	40.560	159.2	15:01.990

57 **Dirk Schouten** NLD
Q1 Trackracing Porsche 911 GT3 Cup (Type 992)

1	<u>2:40.949</u>	46.159	1:13.982	40.808	153.9	2:40.949
2	<u>2:48.039</u>	44.016	1:14.890	49.133	150.0	5:28.988
3	4:08.331	1:13.586	1:51.535	1:03.210	101.5	9:37.319
4	2:35.764	43.188	1:12.637	39.939	161.9	12:13.083
5	2:36.597	43.374	1:13.045	40.178	161.0	14:49.680
6	2:36.416	43.320	1:13.281	39.815	161.2	17:26.096
7	2:36.513	43.023	1:13.749	39.741	161.1	20:02.609
8	2:37.815	43.213	1:14.925	39.677	159.8	22:40.424
9	2:36.380	43.218	1:13.385	39.777	161.2	25:16.804
10	<u>2:36.578</u>	43.155	1:13.524	39.899	161.0	27:53.382
11	2:36.033	43.166	1:13.177	39.690	161.6	30:29.415

75 **Etienne Ploenes** DEU
Revs Motorsport Porsche 911 GT3 Cup (Type 992)


1	2:49.921	51.994	1:16.548	41.379	145.8	2:49.921
2	<u>2:50.348</u>	43.773	1:15.700	50.875	148.0	5:40.269
3	4:04.669	1:13.683	1:50.817	1:00.169	103.1	9:44.938
4	2:39.034	43.193	1:14.874	40.967	158.5	12:23.972
5	2:38.355	43.822	1:14.158	40.375	159.2	15:02.327
6	<u>2:40.897</u>	44.071	1:15.387	41.439	156.7	17:43.224
7	<u>2:37.538</u>	43.080	1:14.557	39.901	160.1	20:20.762
8	2:38.067	43.698	1:14.378	39.991	159.5	22:58.829
9	<u>2:37.481</u>	43.374	1:14.272	39.835	160.1	25:36.310
10	2:36.951	43.578	1:13.055	40.318	160.6	28:13.261
11	2:35.487	42.879	1:12.975	39.633	162.2	30:48.748

77 **Paul Meijer** NLD
Hans Weijs Motorsport Porsche 911 GT3 Cup (Type 992)

1	2:43.495	46.144	1:16.543	40.808	151.5	2:43.495
2	2:46.461	43.501	1:13.570	49.390	151.5	5:29.956
3	4:07.599	1:13.310	1:51.980	1:02.309	101.8	9:37.555
4	2:35.808	43.223	1:12.628	39.957	161.8	12:13.363
5	2:37.096	43.653	1:13.079	40.364	160.5	14:50.459
6	2:35.924	43.531	1:12.928	39.465	161.7	17:26.383
7	2:36.597	43.206	1:13.877	39.514	161.0	20:02.980
8	2:36.525	42.997	1:14.405	39.123	161.1	22:39.505
9	<u>2:36.324</u>	43.117	1:13.016	40.191	161.3	25:15.829
10	2:36.830	43.746	1:13.502	39.582	160.8	27:52.659
11	2:35.000	42.981	1:13.162	38.857	162.7	30:27.659

87 **Ariel Levi** ISR
Huber Racing Porsche 911 GT3 Cup (Type 992)

1	2:41.460	46.541	1:14.784	40.135	153.4	2:41.460
2	2:46.733	43.479	1:14.726	48.528	151.2	5:28.193
3	4:08.628	1:13.784	1:51.585	1:03.259	101.4	9:36.821
4	2:35.690	43.125	1:12.782	39.783	162.0	12:12.511
5	2:35.833	43.061	1:13.006	39.766	161.8	14:48.344
6	2:36.530	43.177	1:13.448	39.905	161.1	17:24.874



Porsche Carrera Cup Benelux 6 Hours of Spa-Francorchamps Race 2

Sector Analysis

— Invalidated Lap ■ Personal Best ■ Session Best B Crossing the pit lane

Lap	Time	Sector 1	Sector 2	Sector 3	Kph	Elapsed	Lap	Time	Sector 1	Sector 2	Sector 3	Kph	Elapsed
7	2:36.448	43.464	1:13.472	39.512	161.2	20:01.322	8	2:36.386	43.109	1:13.584	39.693	161.2	22:37.190
8	2:37.184	43.549	1:14.436	39.199	160.4	22:38.506	9	2:37.013	43.068	1:14.437	39.508	160.6	25:14.203
9	2:37.090	43.390	1:13.225	40.475	160.5	25:15.596	10	2:34.766	43.087	1:12.622	39.057	162.9	27:48.969
10	2:36.003	43.392	1:13.648	38.963	161.6	27:51.599	11	2:34.863	42.850	1:13.019	38.994	162.8	30:23.832
11	2:35.644	43.082	1:12.392	40.170	162.0	30:27.243							

88 Horst Felix Felbermayr		AUT				
Huber Racing						
Porsche 911 GT3 Cup (Type 992)						
1	2:44.163	48.678	1:14.688	40.797	150.9	2:44.163
2	2:47.212	43.959	1:14.747	48.506	150.8	5:31.375
3	4:08.088	1:14.080	1:51.801	1:02.207	101.6	9:39.463
4	2:36.595	43.579	1:13.272	39.744	161.0	12:16.058
5	2:36.781	43.417	1:13.567	39.797	160.8	14:52.839
6	2:37.649	44.464	1:13.361	39.824	159.9	17:30.488
7	2:38.144	44.047	1:14.319	39.778	159.4	20:08.632
8	2:37.972	44.376	1:13.569	40.027	159.6	22:46.604
9	2:37.109	43.908	1:13.529	39.672	160.5	25:23.713
10	2:36.421	43.510	1:13.422	39.489	161.2	28:00.134
11	2:37.421	43.491	1:13.750	40.180	160.2	30:37.555

92 Benjamin Paque		BEL				
August by NGT						
Porsche 911 GT3 Cup (Type 992)						
1	2:58.401	46.005	1:13.493	58.903	138.9	2:58.401
2	2:46.740	43.501	1:13.435	49.804	151.2	5:45.141
3	4:15.095	2:11.494	1:22.607	40.994	98.8	10:00.236
4	2:43.135	46.258	1:16.715	40.162	154.6	12:43.371
5	2:36.314	44.732	1:13.409	38.173	161.3	15:19.685
6	2:34.637	43.918	1:12.105	38.614	163.1	17:54.322
7	2:34.779	43.666	1:12.515	38.598	162.9	20:29.101
8	2:35.786	44.154	1:12.875	38.757	161.9	23:04.887
9	2:34.585	43.030	1:13.599	37.956	163.1	25:39.472
10	2:32.409	42.403	1:11.700	38.306	165.4	28:11.881
11	2:31.793	42.082	1:10.770	38.941	166.1	30:43.674

93 Jaime Font		ESP				
Baporo Motorsport						
Porsche 911 GT3 Cup (Type 992)						
1	2:48.873	50.476	1:16.846	41.551	146.7	2:48.873
2	2:49.053	43.649	1:15.821	49.583	149.1	5:37.926
3	4:05.640	1:14.412	1:50.946	1:00.282	102.6	9:43.566
4	2:39.684	43.275	1:14.816	41.593	157.9	12:23.250
5	2:38.144	43.953	1:13.557	40.634	159.4	15:01.394
6	2:39.765	44.116	1:14.712	40.937	157.8	17:41.159
7	2:38.002	44.001	1:13.344	40.657	159.6	20:19.161
8	2:37.443	43.733	1:13.459	40.251	160.1	22:56.604
9	2:38.444	44.132	1:14.166	40.146	159.1	25:35.048
10	2:37.979	43.689	1:13.602	40.688	159.6	28:13.027
11	2:38.073	43.743	1:14.076	40.254	159.5	30:51.100

777 Sam Dejonghe		BEL				
RedAnt Racing						
Porsche 911 GT3 Cup (Type 992)						
1	2:40.945	46.337	1:14.275	40.333	153.9	2:40.945
2	2:40.723	43.623	1:13.156	43.944	156.9	5:21.668
3	4:13.974	1:18.923	1:51.300	1:03.751	99.3	9:35.642
4	2:36.238	43.065	1:13.582	39.591	161.4	12:11.880
5	2:36.073	42.955	1:13.178	39.940	161.6	14:47.953
6	2:36.455	43.159	1:13.606	39.690	161.2	17:24.408
7	2:36.396	43.123	1:13.506	39.767	161.2	20:00.804

911 Luc Vanderfeesten		BEL				
RedAnt Racing						
Porsche 911 GT3 Cup (Type 992)						
1	2:53.512	54.085	1:17.036	42.391	142.8	2:53.512
2	2:51.184	44.339	1:16.211	50.634	147.3	5:44.696
3	4:04.511	1:15.143	1:48.304	1:01.064	103.1	9:49.207
4	2:41.867	44.368	1:15.190	42.309	155.8	12:31.074
5	2:40.333	43.755	1:15.351	41.227	157.3	15:11.407
6	2:39.812	44.004	1:15.073	40.735	157.8	17:51.219
7	2:40.433	43.980	1:15.055	41.398	157.2	20:31.652
8	2:39.613	44.733	1:14.405	40.475	158.0	23:11.265
9	2:38.599	43.838	1:14.243	40.518	159.0	25:49.864
10	2:39.065	44.343	1:14.361	40.361	158.5	28:28.929
11	2:38.891	43.658	1:14.609	40.624	158.7	31:07.820

912 Philippe Wils		BEL				
RedAnt Racing						
Porsche 911 GT3 Cup (Type 992)						
1	2:51.034	52.745	1:16.625	41.664	144.9	2:51.034
2	2:50.270	44.020	1:15.986	50.264	148.1	5:41.304
3	4:04.797	1:14.034	1:49.685	1:01.078	103.0	9:46.101
4	2:40.505	44.017	1:14.493	41.995	157.1	12:26.606
5	2:38.553	43.853	1:13.986	40.714	159.0	15:05.159
6	2:37.949	43.562	1:13.400	40.987	159.6	17:43.108
7	2:36.925	43.933	1:13.157	39.835	160.7	20:20.033
8	2:36.840	43.834	1:12.882	40.124	160.8	22:56.873
9	2:36.311	43.626	1:13.533	39.152	161.3	25:33.184
10	2:35.720	43.531	1:13.015	39.174	161.9	28:08.904
11	2:36.188	43.438	1:12.885	39.865	161.4	30:45.092