

FIA WEC

Official Test - 91^e Edition des 24 Heures du Mans

Free Practice 1 Test Day

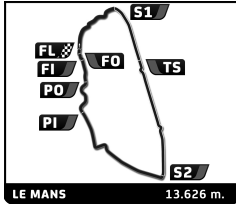


Sector Analysis

Lap under Red Flag Invalidated Lap Personal Best Session Best Crossing the pit lane

Lap	D	Time	Sector 1	Sector 2	Sector 3	T. Spd	Elapsed	Lap	D	Time	Sector 1	Sector 2	Sector 3	T. Spd	Elapsed
7 Toyota Gazoo Racing Toyota GR010 HYBRID 1. Mike CONWAY 3. Jose Maria LOPEZ 2. Kamui KOBAYASHI 4. Sébastien BUEMI HYPERCAR H															
1	3	4:51.319	1:39.195	1:26.556	1:45.568	307.3	4:51.319								
2	3	3:44.234	34.771	1:22.037	1:47.426	326.8	8:35.553								
3	3	12:18.993	9:17.737	1:22.131	1:39.125	324.9	20:54.546								
4	3	3:41.856	33.840	1:21.914	1:46.102	325.8	24:36.402								
5	3	9:43.494	6:40.305	1:22.801	1:40.388	323.9	34:19.896								
6	3	3:47.097	34.122	1:21.845	1:51.130	324.9	38:06.993								
7	2	9:05.731	5:59.604	1:24.236	1:41.891	325.8	47:12.724								
8	2	3:36.101	33.823	1:22.584	1:39.694	327.8	50:48.825								
9	2	3:34.576	33.827	1:21.922	1:38.827	329.8	54:23.401								
10	2	3:34.093	33.554	1:22.231	1:38.308	326.8	57:57.494								
11	2	3:33.169	33.611	1:21.711	1:37.847	328.8	1:01:30.663								
12	2	3:41.510	33.595	1:22.043	1:45.872	327.8	1:05:12.173								
13	2	11:50.677	8:43.434	1:24.174	1:43.069	316.3	1:17:02.850								
14	2	3:33.448	33.417	1:21.464	1:38.567	316.3	1:20:36.298								
15	2	3:33.155	33.717	1:21.581	1:37.857	330.8	1:24:09.453								
16	2	3:48.146	35.250	1:22.449	1:50.447	310.9	1:27:57.599								
17	2	7:08.617	44.236	3:10.884	3:13.497	102.9	1:35:06.216								
18	2	9:24.802	1:01.365	4:06.756	4:16.681	92.4	1:44:31.018								
19	2	8:14.924	1:30.153	4:02.832	2:41.939	76.4	1:52:45.942								
20	2	3:40.347	34.199	1:21.992	1:44.156	314.5	1:56:26.289								
21	1	5:54.804	2:54.040	1:22.698	1:38.066	330.8	2:02:21.093								
22	1	3:35.175	34.027	1:22.833	1:38.315	321.0	2:05:56.268								
23	1	3:32.315	33.903	1:21.130	1:37.282	319.1	2:09:28.583								
24	1	3:31.856	33.386	1:21.190	1:37.280	321.0	2:13:00.439								
25	1	3:32.514	33.374	1:21.346	1:37.794	318.2	2:16:32.953								
26	1	3:39.601	34.229	1:21.581	1:43.791	310.9	2:20:12.554								
27	1	29:55.395	...	1:24.565	1:43.679	249.8	2:50:07.949								
28	1	3:36.722	35.324	1:22.259	1:39.139	316.3	2:53:44.671								
29	1	3:34.415	34.117	1:22.298	1:38.000	327.8	2:57:19.086								
8 Toyota Gazoo Racing Toyota GR010 HYBRID 1. Sébastien BUEMI 3. Ryo HIRAKAWA 2. Brendon HARTLEY 4. Mike CONWAY HYPERCAR H															
1	5	4:51.888	1:40.896	1:26.290	1:44.702	298.8	4:51.888								
2	5	3:47.255	36.039	1:22.725	1:48.491	326.8	8:39.143								
3	5	13:53.723	...	1:23.447	1:43.262	322.9	22:32.866								
4	5	3:49.607	36.057	1:24.150	1:49.400	324.9	26:22.473								
5	5	4:51.941	1:48.159	1:22.400	1:41.382	323.9	31:14.414								
6	5	3:44.519	34.544	1:22.852	1:47.123	325.8	34:58.933								
7	2	6:13.335	3:09.033	1:24.210	1:40.092	296.4	41:12.268								
8	2	3:36.194	34.109	1:23.465	1:38.620	297.2	44:48.462								
9	2	3:38.459	33.750	1:25.033	1:39.676	292.4	48:26.921								
10	2	3:33.970	33.697	1:21.777	1:38.496	306.5	52:00.891								
11	2	3:37.980	34.095	1:22.657	1:41.228	329.8	55:38.871								
12	2	3:43.863	33.546	1:21.795	1:48.522	324.9	59:22.734								
13	2	13:13.561	...	1:25.115	1:39.812	269.1	1:12:36.295								
14	2	3:33.064	33.460	1:21.629	1:37.975	324.9	1:16:09.359								
15	2	3:33.530	33.389	1:22.188	1:37.953	295.6	1:19:42.889								
16	2	3:35.762	34.582	1:22.838	1:38.342	308.2	1:23:18.651								
17	2	3:45.701	33.723	1:22.721	1:49.257	290.8	1:27:04.352								
18	2	9:11.397	3:32.342	3:01.101	2:37.954	153.4	1:36:15.749								
19	2	8:20.649	44.127	3:33.672	4:02.850	79.8	1:44:36.398								
20	2	8:14.086	1:28.925	4:02.264	2:42.897	74.2	1:52:50.484								
21	2	3:50.898	36.453	1:25.436	1:49.009	314.5	1:56:41.382								
22	3	5:21.624	2:16.009	1:22.770	1:42.845	329.8	2:02:03.006								
23	3	3:36.143	33.824	1:22.422	1:39.897	332.9	2:05:39.149								
24	3	3:33.873	33.821	1:21.737	1:38.315	331.8	2:09:13.022								
25	3	3:34.517	34.644	1:21.641	1:38.232	329.8	2:12:47.539								
26	3	3:33.492	33.630	1:21.717	1:38.145	308.2	2:16:21.031								
27	3	3:32.889	33.794	1:21.586	1:37.509	304.7	2:19:53.920								
28	3	7:49.212	33.877	3:38.292	3:37.043	80.3	2:27:43.132								
29	3	27:27.376	...	1:23.594	1:39.846	298.0	2:55:10.508								
30	3	4:33.301	34.349	1:23.235	2:35.717	333.9	2:59:43.809								
9 Prema Racing Orega 07 - Gibson LMP2 1. Bent VISCAAL 3. Filip UGRAN 2. Juan Manuel CORREA															
1	1	5:01.352	1:30.470	1:34.152	1:56.730	209.7	5:01.352								
2	1	9:18.561	6:06.198	1:27.476	1:44.887	295.6	14:19.913								
3	1	3:42.738	34.667	1:25.511	1:42.560	310.0	18:02.651								
4	1	3:42.660	34.274	1:26.128	1:42.258	307.3	21:45.311								
5	1	3:44.928	35.293	1:25.416	1:44.219	307.3	25:30.239								
6	1	4:12.148	1:04.377	1:25.102	1:42.669	307.3	29:42.387								
7	1	3:38.671	33.969	1:24.329	1:40.363	307.3	33:21.058								
8	1	3:43.697	34.620	1:25.946	1:43.131	308.2	37:04.755								
9	1	3:43.265	34.850	1:24.541	1:43.874	305.6	40:48.020								
10	1	3:41.313	35.273	1:25.754	1:40.286	309.1	44:29.333								
11	1	3:46.609	35.166	1:25.279	1:46.164	304.7	48:15.942								
12	3	7:57.441	4:39.760	1:29.388	1:48.293	307.3	56:13.383								
13	3	3:47.712	35.698	1:27.018	1:44.996	310.0	1:00:01.095								
14	3	3:45.637	34.914	1:26.559	1:44.164	310.0	1:03:46.732								
15	3	3:47.649	37.601	1:26.472	1:43.576	307.3	1:07:34.381								
16	3	3:49.712	35.918	1:26.274	1:47.520	307.3	1:11:24.093								
17	3	3:43.529	35.201	1:25.466	1:42.862	306.5	1:15:07.622								





FIA WEC

Official Test - 91^e Edition des 24 Heures du Mans

Free Practice 1 Test Day

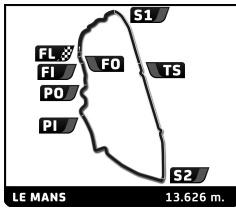


Sector Analysis

Lap under Red Flag Invalidated Lap Personal Best Session Best Crossing the pit lane

Lap	D	Time	Sector 1	Sector 2	Sector 3	T. Spd	Elapsed	Lap	D	Time	Sector 1	Sector 2	Sector 3	T. Spd	Elapsed
18	3	3:45.320	35.288	1:25.517	1:44.515	308.2	1:18:52.942	34	2	5:38.424 B	1:30.464	1:27.914	2:40.046	319.1	2:59:45.408
19	3	3:47.878	35.544	1:25.371	1:46.963	309.1	1:22:40.820	13 Tower Motorsports 1. Steven THOMAS 3. René RAST 2. Ricky TAYLOR Oreca 07 - Gibson LMP2 P/A							
20	3	3:51.719	35.366	1:29.636	1:46.717	308.2	1:26:32.539	1	2	4:28.673	59.078	1:34.660	1:54.935	220.8	4:28.673
21	3	6:13.415	47.702	2:04.022	3:21.691	226.8	1:32:45.954	2	2	3:49.892	36.755	1:29.163	1:43.974	266.5	8:18.565
22	3	5:05.356	1:02.243	2:07.588	1:55.525	158.2	1:37:51.310	3	2	3:46.538	35.123	1:26.790	1:44.625	309.1	12:05.103
23	3	6:47.341 B	39.017	2:12.196	3:56.128	215.5	1:44:38.651	4	2	3:41.990	34.596	1:25.496	1:41.898	310.9	15:47.093
24	1	14:27.211	...	1:30.776	1:45.946	278.1	1:59:05.862	5	2	4:01.222 B	35.446	1:29.083	1:56.693	255.1	19:48.315
25	1	3:43.911	34.940	1:25.477	1:43.494	310.0	2:02:49.773	6	2	6:25.354	3:08.626	1:28.864	1:47.864	281.7	26:13.669
26	1	3:41.257	35.209	1:25.055	1:40.993	309.1	2:06:31.030	7	2	3:57.409	49.473	1:25.890	1:42.064	298.0	30:11.078
27	1	3:41.530	34.483	1:25.833	1:41.214	310.0	2:10:12.560	8	2	3:43.107	34.353	1:25.188	1:43.566	312.7	33:54.185
28	1	3:40.739	34.408	1:24.958	1:41.373	309.1	2:13:53.299	9	2	3:41.114	34.322	1:25.356	1:41.436	310.9	37:35.299
29	1	3:40.188	34.635	1:24.576	1:40.977	306.5	2:17:33.487	10	2	3:40.216	34.309	1:24.829	1:41.078	312.7	41:15.515
30	1	4:22.935 B	34.555	1:24.416	2:23.964	310.0	2:21:56.422	11	2	3:49.664 B	34.426	1:26.023	1:49.215	283.9	45:05.179
31	3	28:36.806	...	1:36.799	1:53.082	271.8	2:50:33.228	12	1	11:20.878	7:53.508	1:33.934	1:53.436	257.6	56:26.057
32	3	3:43.631	34.759	1:25.193	1:43.679	310.0	2:54:16.859	13	1	3:57.685	37.898	1:30.064	1:49.723	303.0	1:00:23.742
33	3	3:43.001	35.161	1:24.254	1:43.586	306.5	2:57:59.860	14	1	3:55.667	37.480	1:29.364	1:48.823	271.8	1:04:19.409
34	3	7:18.481 B	1:01.904	3:32.021	2:44.556	140.5	3:05:18.341	15	1	3:53.169	36.946	1:28.426	1:47.797	309.1	1:08:12.578
10 Vector Sport 1. Ryan CULLEN 3. Matthias KAISER 2. Gabriel AUBRY Oreca 07 - Gibson LMP2								14 Nielsen Racing 1. Rodrigo SALES 3. Ben HANLEY 2. Mathias BECHE Oreca 07 - Gibson LMP2 P/A							
1	2	4:14.065	49.422	1:34.384	1:50.259	233.1	4:14.065	1	2	5:12.564 B	1:43.839	1:32.522	1:56.203	255.1	5:12.564
2	2	3:45.375	35.481	1:25.868	1:44.026	312.7	7:59.440	2	2	15:32.954	...	1:27.406	1:41.967	307.3	20:45.518
3	2	3:41.882	36.493	1:24.640	1:40.749	316.3	11:41.322	3	2	3:52.471	34.378	1:24.885	1:53.208	312.7	24:37.989
4	2	3:39.324	34.305	1:23.929	1:41.090	316.3	15:20.646	4	2	4:11.668	1:05.298	1:25.071	1:41.299	314.5	28:49.657
5	2	3:40.084	34.192	1:24.311	1:41.581	315.4	19:00.730	5	2	3:38.583	34.484	1:24.141	1:39.958	315.4	32:28.240
6	2	3:49.767 B	35.101	1:25.587	1:49.079	304.7	22:50.497	6	2	3:48.002 B	34.354	1:26.226	1:47.422	316.3	36:16.242
7	3	12:22.485	9:07.317	1:28.796	1:46.372	295.6	35:12.982	7	1	6:29.492	3:05.489	1:33.301	1:50.702	283.2	42:45.734
8	3	3:48.022	35.532	1:26.964	1:45.526	315.4	39:01.004	8	1	3:55.470	37.532	1:29.877	1:48.061	272.5	46:41.204
9	3	3:45.469	35.656	1:26.155	1:43.658	312.7	42:46.473	9	1	3:49.789	36.167	1:27.278	1:46.344	312.7	50:30.993
10	3	3:46.488	37.035	1:26.635	1:42.818	318.2	46:32.961	10	1	3:53.320	37.328	1:30.728	1:45.264	315.4	54:24.313
11	3	3:45.848	35.186	1:26.429	1:44.233	314.5	50:18.809	11	1	3:47.121	35.738	1:26.407	1:44.976	313.6	58:11.434
12	3	3:44.518	35.172	1:25.409	1:43.937	314.5	54:03.327	12	1	4:02.156 B	35.152	1:26.458	2:00.546	313.6	1:02:13.590
13	3	3:53.946 B	35.415	1:27.205	1:51.326	314.5	57:57.273	13	3	6:10.097	2:56.499	1:27.321	1:46.277	281.0	1:08:23.687
14	1	8:35.254	5:22.650	1:27.638	1:44.966	307.3	1:06:32.527	14	3	3:44.920	35.174	1:26.570	1:43.176	297.2	1:12:08.607
15	1	3:43.789	35.156	1:26.151	1:42.482	313.6	1:10:16.316	15	3	3:44.612	35.309	1:25.056	1:44.247	313.6	1:15:53.219
16	1	3:45.241	35.995	1:26.407	1:42.839	312.7	1:14:01.557	16	3	3:40.329	34.542	1:24.607	1:41.180	313.6	1:19:33.548
17	1	3:43.139	35.198	1:25.665	1:42.276	315.4	1:17:44.696	17	3	3:47.158 B	34.314	1:24.317	1:48.527	315.4	1:23:20.706
18	1	3:44.708	34.911	1:25.862	1:43.935	316.3	1:21:29.404								
19	1	3:42.269	34.933	1:25.641	1:41.695	304.7	1:25:11.673								
20	1	4:18.704	35.059	1:31.262	2:12.383	317.2	1:29:30.377								
21	1	6:42.478	1:01.719	3:01.164	2:39.595	120.6	1:36:12.855								
22	1	6:33.849	44.747	3:31.728	2:17.374	102.3	1:42:46.704								
23	1	4:20.136	40.799	1:38.995	2:00.342	227.7	1:47:06.840								
24	1	6:07.495 B	38.324	2:54.471	2:34.700	140.1	1:53:14.335								
25	3	6:17.039	3:06.871	1:26.525	1:43.643	312.7	1:59:31.374								
26	3	3:43.859	35.623	1:25.960	1:42.276	319.1	2:03:15.233								
27	3	3:45.762	37.279	1:25.253	1:43.230	317.2	2:07:00.995								
28	3	3:42.600	34.926	1:25.512	1:42.162	317.2	2:10:43.595								
29	3	3:44.449	35.457	1:26.305	1:42.687	319.1	2:14:28.044								
30	3	3:52.494 B	35.674	1:25.514	1:51.306	318.2	2:18:20.538								
31	1	9:20.745 B	2:12.338	3:55.683	3:12.724	81.6	2:27:41.283								
32	1	22:29.561	...	1:31.308	1:44.669	252.2	2:50:10.844								
33	1	3:56.140 B	35.336	1:27.619	1:53.185	287.7	2:54:06.984								





FIA WEC

Official Test - 91^e Edition des 24 Heures du Mans

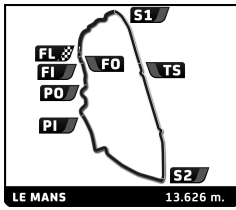
Free Practice 1 Test Day



Sector Analysis

Lap under Red Flag												Invalidated Lap	Personal Best	Session Best	B Crossing the pit lane
Lap	D	Time	Sector 1	Sector 2	Sector 3	T. Spd	Elapsed	Lap	D	Time	Sector 1	Sector 2	Sector 3	T. Spd	Elapsed
18	3	36:22.964	...	1:27.994	1:48.008	261.9	1:59:43.670	13	3	3:58.347	37.297	1:31.174	1:49.876	286.9	55:44.949
19	3	3:40.703	34.352	1:24.111	1:42.240	317.2	2:03:24.373	14	3	4:10.100 B	37.193	1:32.175	2:00.732	292.4	59:55.049
20	3	3:42.590	34.718	1:24.920	1:42.952	317.2	2:07:06.963	15	2	3:37.714	5:06.994	1:37.073	1:52.647	294.8	1:08:32.763
21	3	3:39.969	34.418	1:25.034	1:40.517	314.5	2:10:46.932	16	2	4:03.407	38.244	1:32.927	1:52.236	270.4	1:12:36.170
22	3	3:43.760	34.401	1:25.794	1:43.565	315.4	2:14:30.692	17	2	4:02.774	38.193	1:32.555	1:52.026	296.4	1:16:38.944
23	3	3:51.130 B	34.501	1:24.978	1:51.651	316.3	2:18:21.822	18	2	4:03.452	38.399	1:32.608	1:52.445	298.8	1:20:42.396
24	2	31:20.221	...	1:28.285	1:43.539	303.9	2:49:42.043	19	2	4:02.205	38.143	1:31.358	1:52.704	299.7	1:24:44.601
25	2	3:40.178	34.589	1:24.918	1:40.671	313.6	2:53:22.221	20	2	8:12.592 B	37.902	2:31.828	5:02.862	301.3	1:32:57.193
26	2	3:38.872	34.462	1:24.513	1:39.897	315.4	2:57:01.093								
27	2	6:34.335 B	34.267	2:58.597	3:01.471	314.5	3:03:35.428								
16 Proton Competition Porsche 911 RSR - 19 LMGTE Am															
1. Ryan HARDWICK 3. Jan HEYLEN															
2. Zacharie ROBICHON															
1	2	17:56.323 B	...	1:39.254	2:02.881	213.8	17:56.323								
2	2	8:37.112	5:00.979	1:35.446	2:00.687	272.5	26:33.435								
3	2	4:07.102	40.586	1:33.765	1:52.751	274.6	30:40.537								
4	2	4:08.632 B	38.278	1:33.022	1:57.332	291.6	34:49.169								
5	2	4:00.349 B	9:26.760	1:35.310	1:58.279	295.6	47:49.518								
6	2	5:23.305	1:54.213	1:34.854	1:54.238	265.1	53:12.823								
7	2	4:01.002	37.982	1:32.335	1:50.685	295.6	57:13.825								
8	2	3:59.200	37.756	1:31.609	1:49.835	297.2	1:01:13.025								
9	2	3:59.227	37.672	1:31.372	1:50.183	295.6	1:05:12.252								
10	2	4:11.146 B	37.713	1:32.567	2:00.866	295.6	1:09:23.398								
11	1	9:09.049	5:31.446	1:35.942	2:01.661	278.8	1:18:32.447								
12	1	4:13.185	41.240	1:35.853	1:56.092	263.2	1:22:45.632								
13	1	4:11.728	39.097	1:34.517	1:58.114	294.0	1:26:57.360								
14	1	6:01.251 B	51.119	2:14.148	2:55.984	161.9	1:32:58.611								
15	1	20:25.940	...	4:09.796	2:47.173	99.2	1:53:24.551								
16	1	4:18.825	41.624	1:36.998	2:00.203	275.3	1:57:43.376								
17	1	4:11.179	39.737	1:35.747	1:55.695	239.3	2:01:54.555								
18	1	4:09.761	39.651	1:34.237	1:55.873	294.8	2:06:04.316								
19	1	4:08.304	39.225	1:33.571	1:55.508	295.6	2:10:12.620								
20	1	4:06.652	38.826	1:34.082	1:53.744	294.8	2:14:19.272								
21	1	4:13.800 B	38.943	1:33.575	2:01.282	295.6	2:18:33.072								
22	3	9:30.758 B	3:03.024	3:58.362	2:29.372	80.3	2:28:03.830								
23	3	22:49.921	...	1:37.057	2:01.098	243.6	2:50:53.751								
24	3	4:09.221	38.788	1:34.211	1:56.222	297.2	2:55:02.972								
25	3	5:09.055 B	38.033	1:32.786	2:58.236	297.2	3:00:12.027								
21 AF Corse Ferrari 488 GTE Evo LMGTE Am															
1. Simon MANN 3. Ulysse DE PAUW															
2. Julien PIGUET															
1	3	5:09.898 B	1:25.983	1:39.743	2:04.172	203.3	5:09.898								
2	3	6:16.533	2:51.553	1:33.038	1:51.942	286.9	11:26.431								
3	3	4:01.650	37.862	1:32.060	1:51.728	290.0	15:28.081								
4	3	4:00.142	37.525	1:31.451	1:51.166	295.6	19:28.223								
5	3	4:01.930	37.896	1:31.338	1:52.696	296.4	23:30.153								
6	3	4:28.264	1:06.137	1:31.849	1:50.278	288.5	27:58.417								
7	3	3:58.252	37.503	1:31.221	1:49.528	296.4	31:56.669								
8	3	3:59.861	38.863	1:31.406	1:49.592	298.0	35:56.530								
9	3	3:57.871	37.295	1:31.008	1:49.568	295.6	39:54.401								
10	3	3:57.143	37.347	1:30.855	1:48.941	298.0	43:51.544								
11	3	3:56.751	37.254	1:30.467	1:49.030	297.2	47:48.295								
12	3	3:58.307	37.120	1:30.925	1:50.262	286.9	51:46.602								
22 United Autosports Oreca 07 - Gibson LMP2															
1. Philip HANSON 3. Frederick LUBIN															
2. Filipe ALBUQUERQUE															
1	1	4:21.625 B	47.233	1:35.824	1:58.568	221.2	4:21.625								
2	1	8:10.205 B	4:25.824	1:38.335	2:06.046	236.2	12:31.830								
3	1	6:00.205 B	2:05.899	1:41.834	2:12.472	229.7	18:32.035								
4	3	13:45.102 B	9:48.476	1:41.133	2:15.493	219.0	32:17.137								
5	3	5:55.136 B	1:51.808	1:43.118	2:20.210	232.6	38:12.273								
6	3	5:51.061 B	1:52.648	1:47.483	2:10.930	235.7	44:03.334								
7	3	5:27.096 B	1:33.836	1:37.248	2:16.012	244.2	49:30.430								
8	2	6:54.182 B	2:19.044	2:04.342	2:30.796	180.0	56:24.612								
9	2	6:06.278 B	1:49.449	1:57.248	2:19.581	190.5	1:02:30.890								
10	2	6:05.875 B	1:35.443	2:01.523	2:28.909	183.7	1:08:36.765								
11	1	7:32.284	4:21.200	1:27.354	1:42.730	305.6	1:16:09.049								
12	1	3:45.346	35.143	1:26.195	1:44.008	315.4	1:19:54.395								
13	1	3:43.819	34.932	1:26.354	1:42.533	315.4	1:23:38.214								
14	1	3:55.749 B	35.257	1:26.601	1:53.891	316.3	1:27:33.963								
15	1	33:29.964	...	1:27.761	1:52.751	299.7	2:01:03.927								
16	1	3:39.265	34.257	1:25.025	1:39.983	312.7	2:04:43.192								
17	1	3:50.915 B	34.193	1:24.639	1:52.083	314.5	2:08:34.107								
18	3	6:13.261	2:57.016	1:28.651	1:47.594	306.5	2:14:47.368								
19	3	3:46.585	35.588	1:26.790	1:44.207	315.4	2:18:33.953								
20	3	6:38.892 B	36.287	1:27.899	4:34.706	314.5	2:25:12.845								
21	3	24:57.540	...	1:32.103	1:50.120	263.2	2:50:10.385								
22	3	4:02.502	35.292	1:28.865	1:58.345	284.7	2:54:12.887								
23	3	3:45.339	35.718	1:25.815	1:43.806	322.0	2:57:58.226								
24	3	7:18.060 B	1:00.706	3:33.738	2:43.616	115.3	3:05:16.286								
23 United Autosports Oreca 07 - Gibson LMP2															
1. Joshua PIERSON 3. Oliver JARVIS															
2. Tom BLOMQUIST															
1	3	4:36.560 B	54.789	1:37.291	2:04.480	231.6	4:36.560								
2	3	8:44.571 B	4:58.931	1:37.797	2:07.843	256.4	13:21.131								
3	3	5:49.222 B	2:03.489	1:37.413	2:08.320	247.0	19:10.353								
4	3	7:10.644 B	3:26.043	1:37.445	2:07.156	261.3	26:20.997								
5	3	13:21.079	...	1:29.282	1:45.488	269.1	39:42.076								
6	3	3:41.919	34.607	1:25.030	1:42.282	313.6	43:23.995								
7	3	3:40.976	34.523	1:24.592	1:41.861	316.3	47:04.971								
8	3	3:42.236	35.829	1:24.872	1:41.535	317.2	50:47.207								
9	3	3:49.021 B	34.591	1:25.260	1:49.170	295.6	54:36.228								
10	3	8:08.118	4:54.483	1:27.501	1:46.134	315.4	1:02:44.346								
11	3	3:40.166	34.880	1:25.083	1:40.203	316.3	1:06:24.512								
12	3	3:42.337	34.640	1:24.217	1:44.480	316.3	1:10:07.849								
13	3	3:39.843	35.377	1:24.368	1:40.098	315.4	1:13:47.692								
14	3	3:47.608 B	34.408	1:24.123	1:49.077	317.2	1:17:35.300								
15	1	18:46.408 B	...	2:57.811	2:42.381	166.7	1:36:21.708								





FIA WEC

Official Test - 91^e Edition des 24 Heures du Mans

Free Practice 1 Test Day



Sector Analysis

Lap under Red Flag Invalidated Lap Personal Best Session Best Crossing the pit lane

Lap	D	Time	Sector 1	Sector 2	Sector 3	T. Spd	Elapsed	Lap	D	Time	Sector 1	Sector 2	Sector 3	T. Spd	Elapsed		
16	1	16:45.319	B	...	4:04.267	2:38.059	96.2	1:53:07.027	6	3	3:59.683	37.453	1:32.049	1:50.181	292.4	41:54.873	
17	1	5:38.156		2:24.408	1:28.252	1:45.496	310.9	1:58:45.183	7	3	3:57.696	37.334	1:31.218	1:49.144	294.0	45:52.569	
18	1	3:44.523		35.815	1:26.107	1:42.601	316.3	2:02:29.706	8	3	4:00.847	37.122	1:31.756	1:51.969	296.4	49:53.416	
19	1	3:46.524		34.942	1:25.364	1:46.218	318.2	2:06:16.230	9	3	3:57.226	37.041	1:30.575	1:49.610	296.4	53:50.642	
20	1	3:45.831		35.889	1:25.734	1:44.208	318.2	2:10:02.061	10	3	3:56.795	36.938	1:30.613	1:49.244	296.4	57:47.437	
21	1	3:43.234		34.965	1:25.271	1:42.998	314.5	2:13:45.295	11	3	4:02.844	37.087	1:33.058	1:52.699	297.2	1:01:50.281	
22	1	3:41.068		34.712	1:25.165	1:41.191	313.6	2:17:26.363	12	3	4:09.457	B	37.493	1:30.977	2:00.987	295.6	1:05:59.738
23	1	4:05.239	B	34.678	1:24.775	2:05.786	314.5	2:21:31.602	13	2	5:46.758		2:15.520	1:34.552	1:56.686	294.0	1:11:46.496
24	2	28:50.435		...	1:34.353	1:51.209	232.1	2:50:22.037	14	2	4:06.800		39.218	1:33.243	1:54.339	295.6	1:15:53.296
25	2	3:57.849		37.805	1:32.721	1:47.323	310.9	2:54:19.886	15	2	4:04.272		38.597	1:32.367	1:53.308	293.2	1:19:57.568
26	2	3:43.699		35.285	1:26.154	1:42.260	298.0	2:58:03.585	16	2	4:04.578		39.355	1:32.841	1:52.382	296.4	1:24:02.146
27	2	7:18.402	B	1:03.222	3:28.934	2:46.246	122.9	3:05:21.987	17	2	4:29.640		38.082	1:33.834	2:17.724	295.6	1:28:31.786

24 **Hendrick Motorsports** Chevrolet Camaro ZL1
 1. Jimmie JOHNSON 3. Jensen BUTTON
 2. Mike ROCKENFELLER 4. Jordan TAYLOR
INNOVATIVE CAR

1	2	4:26.535		51.848	1:37.918	1:56.769	225.8	4:26.535
2	2	4:01.861		38.140	1:32.797	1:50.924	248.7	8:28.396
3	2	3:58.727		37.565	1:31.211	1:49.951	289.3	12:27.123
4	2	4:07.342	B	37.349	1:31.422	1:58.571	290.0	16:34.465
5	1	10:14.156		6:39.311	1:35.456	1:59.389	250.4	26:48.621
6	1	4:07.303		39.484	1:32.481	1:55.338	289.3	30:55.924
7	1	4:03.892		38.009	1:31.839	1:54.044	291.6	34:59.816
8	1	4:03.013		38.409	1:31.876	1:52.728	290.8	39:02.829
9	1	4:01.167		38.350	1:31.339	1:51.478	294.8	43:03.996
10	1	4:00.118		37.553	1:31.709	1:50.856	290.0	47:04.114
11	1	4:01.734		38.673	1:31.181	1:51.880	298.0	51:05.848
12	1	4:01.680		39.523	1:31.116	1:51.041	292.4	55:07.528
13	1	3:59.688		38.563	1:30.909	1:50.216	294.8	59:07.216
14	1	3:58.804		37.838	1:30.562	1:50.404	294.0	1:03:06.020
15	1	4:09.639	B	38.102	1:31.183	2:00.354	294.8	1:07:15.659
16	3	7:48.262		4:17.166	1:36.181	1:54.915	247.0	1:15:03.921
17	3	4:01.617		38.168	1:32.178	1:51.271	295.6	1:19:05.538
18	3	3:57.707		37.488	1:30.393	1:49.826	295.6	1:23:03.245
19	3	4:01.397		37.842	1:30.714	1:52.841	296.4	1:27:04.642
20	3	5:47.304		1:25.420	1:58.026	2:23.858	207.2	1:32:51.946
21	3	5:05.713		1:01.778	2:08.796	1:55.139	170.4	1:37:57.659
22	3	6:47.592		39.141	2:10.915	3:57.536	234.7	1:44:45.251
23	3	8:37.022		1:27.370	4:09.462	3:00.190	72.8	1:53:22.273
24	3	4:03.691		38.528	1:34.196	1:50.967	265.8	1:57:25.964
25	3	3:56.880		37.274	1:30.160	1:49.446	294.0	2:01:22.844
26	3	3:56.641		37.111	1:30.364	1:49.166	296.4	2:05:19.485
27	3	4:13.537	B	37.288	1:30.966	2:05.283	294.0	2:09:33.022
28	2	41:13.405		...	1:33.574	1:51.849	263.9	2:50:46.427
29	2	3:57.297		37.317	1:30.676	1:49.304	294.8	2:54:43.724
30	2	4:48.184	B	36.831	1:30.125	2:41.228	297.2	2:59:31.908

25 **ORT by TF** Aston Martin Vantage AMR
 1. Ahmad AL HARTHY 3. Charlie EASTWOOD
 2. Michael DINAN LMGTE Am

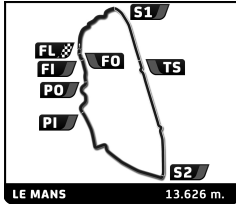
1	3	4:55.053	B	1:10.173	1:41.632	2:03.248	211.3	4:55.053
2	3	7:20.974	B	3:39.266	1:38.222	2:03.486	265.1	12:16.027
3	3	10:19.161		6:41.083	1:39.800	1:58.278	235.7	22:35.188
4	3	4:24.483	B	42.202	1:35.608	2:06.673	275.3	26:59.671
5	3	10:55.519		7:27.814	1:34.715	1:52.990	280.3	37:55.190

18	2	6:37.107		38.770	2:44.754	3:13.583	119.5	1:35:08.893
19	2	7:23.860		1:00.992	4:06.336	2:16.532	97.2	1:42:32.753
20	2	4:04.189		38.287	1:33.197	1:52.705	293.2	1:46:36.942
21	2	6:47.933		37.634	3:24.901	2:45.398	107.4	1:53:24.875
22	2	4:12.047		43.882	1:34.903	1:53.262	273.2	1:57:36.922
23	2	4:01.948		38.035	1:32.267	1:51.646	295.6	2:01:38.870
24	2	4:08.765	B	37.706	1:32.382	1:58.677	295.6	2:05:47.635
25	1	6:04.421		2:29.520	1:34.317	2:00.584	291.6	2:11:52.056
26	1	4:07.884		39.530	1:33.916	1:54.438	294.0	2:15:59.940
27	1	4:08.290		39.699	1:33.436	1:55.155	278.1	2:20:08.230
28	1	7:40.573	B	41.330	4:19.747	2:39.496	80.4	2:27:48.803
29	1	23:14.212		...	1:34.755	1:56.847	243.1	2:51:03.015
30	1	4:03.625		38.290	1:32.704	1:52.631	276.0	2:55:06.640
31	1	5:24.705	B	37.952	1:32.231	3:14.522	297.2	3:00:31.345

28 **JOTA** Oreca 07 - Gibson
 1. David HEINEMEIER-HANS 3. Pietro FITTIPALDI
 2. Oliver RASMUSSEN LMP2

1	2	4:22.978	B	48.750	1:36.098	1:58.130	244.8	4:22.978
2	2	9:57.403		6:47.495	1:27.191	1:42.717	309.1	14:20.381
3	2	3:43.257		34.730	1:25.863	1:42.664	300.5	18:03.638
4	2	3:42.432		35.332	1:24.918	1:42.182	316.3	21:46.070
5	2	3:46.471		35.708	1:26.259	1:44.504	312.7	25:32.541
6	2	4:12.735		1:03.426	2:24.936	1:44.373	316.3	29:45.276
7	2	3:39.203		34.353	1:24.237	1:40.613	315.4	33:24.479
8	2	3:42.018		34.279	1:26.037	1:41.702	315.4	37:06.497
9	2	3:42.309		34.497	1:25.564	1:42.248	315.4	40:48.806
10	2	3:42.001		34.799	1:26.331	1:40.871	290.0	44:30.807
11	2	3:46.583	B	34.269	1:25.382	1:46.932	316.3	48:17.390
12	1	10:40.393		7:23.572	1:30.363	1:46.458	299.7	58:57.783
13	1	3:48.018		35.975	1:26.988	1:45.055	311.8	1:02:45.801
14	1	3:45.608		35.350	1:26.209	1:44.049	313.6	1:06:31.409
15	1	3:44.016		35.217	1:25.871	1:42.928	311.8	1:10:15.425
16	1	3:45.580		35.980	1:26.682	1:42.918	310.9	1:14:01.005
17	1	3:43.275		35.016	1:25.807	1:42.452	311.8	1:17:44.280
18	1	3:42.639		34.907	1:25.611	1:42.121	311.8	1:21:26.919
19	1	3:43.769		34.869	1:25.729	1:43.171	312.7	1:25:10.688
20	1	4:20.948	B	35.078	1:29.704	2:16.166	313.6	1:29:31.636
21	3	8:34.777		4:28.426	2:12.657	1:53.694	192.8	1:38:06.413
22	3	6:44.106		39.867	2:08.868	3:55.371	247.0	1:44:50.519
23	3	8:08.601		1:27.893	4:04.981	2:35.727	81.0	1:52:59.120
24	3	3:51.973		37.637	1:27.924	1:46.412	305.6	1:56:51.093





FIA WEC

Official Test - 91^e Edition des 24 Heures du Mans

Free Practice 1 Test Day



Sector Analysis

Lap under Red Flag Invalidated Lap Personal Best Session Best B Crossing the pit lane

Lap	D	Time	Sector 1	Sector 2	Sector 3	T. Spd	Elapsed	Lap	D	Time	Sector 1	Sector 2	Sector 3	T. Spd	Elapsed
25	3	3:44.415	35.362	1:26.144	1:42.909	312.7	2:00:35.508	10	1	3:40.397	34.226	1:24.635	1:41.536	315.4	49:04.383
26	3	3:41.980	34.769	1:25.090	1:42.121	315.4	2:04:17.488	11	1	3:54.591 B	36.144	1:25.688	1:52.759	315.4	52:58.974
27	3	3:47.291	35.445	1:25.740	1:46.106	313.6	2:08:04.779	12	2	8:26.750	5:11.891	1:28.524	1:46.335	309.1	1:01:25.724
28	3	3:41.499	34.599	1:24.659	1:42.241	314.5	2:11:46.278	13	2	3:44.920	35.607	1:25.823	1:43.490	314.5	1:05:10.644
29	3	3:44.236	34.476	1:25.754	1:44.006	317.2	2:15:30.514	14	2	3:41.987	34.891	1:25.109	1:41.987	314.5	1:08:52.631
30	3	3:41.548	34.379	1:24.757	1:42.412	312.7	2:19:12.062	15	2	3:50.523	35.537	1:31.167	1:43.819	258.2	1:12:43.154
31	3	7:22.262 B	34.417	2:14.941	4:32.904	311.8	2:26:34.324	16	2	3:50.288 B	34.819	1:25.826	1:49.643	318.2	1:16:33.442
32	3	23:28.618	...	1:31.363	1:48.543	237.2	2:50:02.942	17	2	5:43.935	2:35.634	1:26.497	1:41.804	310.9	1:22:17.377
33	3	3:46.535	35.191	1:26.522	1:44.822	314.5	2:53:49.477	18	2	3:41.060	34.734	1:24.501	1:41.825	317.2	1:25:58.437
34	3	3:43.974	34.428	1:24.647	1:44.899	317.2	2:57:33.451	19	2	6:44.970 B	34.672	2:21.290	3:49.008	238.8	1:32:43.407
35	3	7:14.219 B	36.574	4:09.450	2:28.195	82.3	3:04:47.670	20	2	9:53.405	3:28.148	4:07.626	2:17.631	100.0	1:42:36.812

30 **Duqueine Team** Oreca 07 - Gibson
 1. Neel JANI LMP2
 2. René BINDER 3. Nicolas PINO

1	2	4:46.804 B	1:11.437	1:35.012	2:00.355	250.4	4:46.804
2	2	10:05.545	6:44.395	1:31.480	1:49.670	254.5	14:52.349
3	2	3:45.731	35.452	1:26.562	1:43.717	311.8	18:38.080
4	2	3:43.115	34.533	1:25.774	1:42.808	314.5	22:21.195
5	2	3:47.870	36.485	1:26.443	1:44.942	312.7	26:09.065
6	2	4:07.521 B	51.981	1:25.913	1:49.627	299.7	30:16.586
7	2	10:29.594	7:12.971	1:30.230	1:46.393	301.3	40:46.180
8	2	3:47.300	36.903	1:27.535	1:42.862	269.1	44:33.480
9	2	3:42.319	34.749	1:25.665	1:41.905	314.5	48:15.799
10	2	3:41.413	34.610	1:25.194	1:41.609	311.8	51:57.212
11	2	3:57.703 B	36.104	1:25.849	1:55.750	316.3	55:54.915
12	3	11:44.332	8:29.083	1:28.124	1:47.125	310.9	1:07:39.247
13	3	3:48.238	36.425	1:27.480	1:44.333	313.6	1:11:27.485
14	3	3:45.154	35.729	1:25.777	1:43.648	312.7	1:15:12.639
15	3	3:44.400	35.576	1:25.197	1:43.627	314.5	1:18:57.039
16	3	3:54.695 B	35.120	1:25.554	1:54.021	318.2	1:22:51.734
17	3	35:02.668	...	1:28.621	1:46.694	304.7	1:57:54.402
18	3	3:45.781	35.249	1:26.910	1:43.622	316.3	2:01:40.183
19	3	3:46.944	36.635	1:27.262	1:43.047	313.6	2:05:27.127
20	3	3:44.950	35.193	1:25.462	1:44.295	315.4	2:09:12.077
21	3	3:50.758 B	35.160	1:25.653	1:49.945	317.2	2:13:02.835
22	2	6:05.945	2:50.187	1:29.376	1:46.382	291.6	2:19:08.780
23	2	6:42.130 B	34.548	2:09.419	3:58.163	312.7	2:25:50.910
24	1	24:03.868	...	1:32.091	1:49.993	265.8	2:49:54.778
25	1	3:46.927	35.586	1:26.885	1:44.456	310.9	2:53:41.705
26	1	3:48.455	36.087	1:28.194	1:44.174	313.6	2:57:30.160
27	1	6:34.702 B	35.404	3:09.718	2:49.580	81.3	3:04:04.862

31 **Team WRT** Oreca 07 - Gibson
 1. Sean GELAE LMP2
 2. Ferdinand HABSBURG 3. Robin FRIJNS

1	1	9:38.049 B	6:10.721	1:31.541	1:55.787	268.4	9:38.049
2	1	6:47.310	3:35.609	1:27.589	1:44.112	310.9	16:25.359
3	1	3:50.724	34.711	1:26.153	1:49.860	312.7	20:16.083
4	1	3:47.124	35.666	1:26.514	1:44.944	316.3	24:03.207
5	1	4:15.258	1:04.589	1:26.316	1:44.353	312.7	28:18.465
6	1	3:56.930 B	34.458	1:25.731	1:56.741	315.4	32:15.395
7	1	5:44.325	2:31.145	1:26.491	1:46.689	313.6	37:59.720
8	1	3:40.657	34.502	1:25.178	1:40.977	314.5	41:40.377
9	1	3:43.609	35.849	1:26.171	1:41.589	314.5	45:23.986

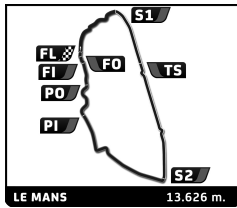
32 **Inter Europol Competition** Oreca 07 - Gibson
 1. Mark KVAMME LMP2 P/A
 2. Jan MAGNUSSEN 3. Anders FJORBACH
 4. Albert COSTA

1	3	22:05.636 B	...	1:37.252	2:00.453	278.8	22:05.636
2	3	16:28.844	...	1:29.009	1:46.416	281.0	38:34.480
3	3	3:46.512	36.340	1:26.202	1:43.970	310.0	42:20.992
4	3	3:44.773	35.198	1:25.551	1:44.024	312.7	46:05.765
5	3	3:46.605	35.195	1:27.610	1:43.800	311.8	49:52.370
6	3	3:51.474 B	35.051	1:25.545	1:50.878	313.6	53:43.844
7	2	6:54.863	3:37.740	1:29.079	1:48.044	313.6	1:00:38.707
8	2	3:50.740	37.579	1:28.074	1:45.087	309.1	1:04:29.447
9	2	3:48.297	35.910	1:27.435	1:44.952	315.4	1:08:17.744
10	2	3:46.314	35.203	1:26.982	1:44.129	313.6	1:12:04.058
11	2	3:53.896 B	35.392	1:26.014	1:52.490	312.7	1:15:57.954
12	1	8:08.681	4:39.346	1:33.842	1:55.493	277.4	1:24:06.635
13	1	4:26.787	38.339	1:31.162	2:17.286	290.0	1:28:33.422
14	1	6:36.527	40.334	2:42.581	3:13.612	119.5	1:35:09.949
15	1	7:37.307 B	1:00.688	4:06.462	2:30.157	101.9	1:42:47.256
16	1	15:12.074	...	1:34.697	1:55.699	239.9	1:57:59.330
17	1	4:03.632	39.128	1:31.258	1:53.246	267.1	2:02:02.962
18	1	7:39.322 B	2:59.981	2:06.663	2:32.678	180.3	2:09:42.284
19	3	40:54.032	...	1:30.167	1:52.706	255.7	2:50:36.316
20	3	3:45.932	34.773	1:24.915	1:46.244	312.7	2:54:22.248
21	3	3:41.615	34.559	1:25.173	1:41.883	315.4	2:58:03.863
22	3	7:19.235 B	1:03.734	3:29.374	2:46.127	157.2	3:05:23.098

33 **Corvette Racing** Chevrolet Corvette C8.R
 1. Nicky CATSBURG LMGTE Am
 2. Ben KEATING 3. Nicolas VARRONE

1	1	4:50.445 B	1:12.764	1:37.099	2:00.582	225.4	4:50.445
2	1	8:25.025	4:58.698	1:34.048	1:52.279	288.5	13:15.470





FIA WEC

Official Test - 91^e Edition des 24 Heures du Mans

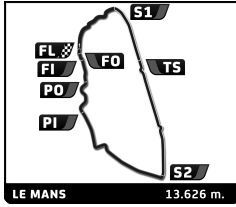
Free Practice 1 Test Day



Sector Analysis

Lap under Red Flag													Invalidated Lap	Personal Best	Session Best	B Crossing the pit lane
Lap	D	Time	Sector 1	Sector 2	Sector 3	T. Spd	Elapsed	Lap	D	Time	Sector 1	Sector 2	Sector 3	T. Spd	Elapsed	
3	1	4:00.880	37.510	1:32.124	1:51.246	293.2	17:16.350	1	2	5:07.070	1:29.345	1:37.437	2:00.288	204.9	5:07.070	
4	1	4:02.916	38.247	1:32.041	1:52.628	295.6	21:19.266	2	2	9:53.779	6:30.651	1:31.677	1:51.451	252.8	15:00.849	
5	1	4:11.528	39.300	1:33.469	1:58.759	294.0	25:30.794	3	2	3:52.025	35.927	1:28.725	1:47.373	276.7	18:52.874	
6	1	15:38.529	...	1:33.313	1:52.915	291.6	41:09.323	4	2	3:46.791	35.203	1:26.803	1:44.785	310.0	22:39.665	
7	1	4:00.828	38.182	1:32.221	1:50.425	292.4	45:10.151	5	2	3:55.110	37.063	1:27.784	1:50.263	295.6	26:34.775	
8	1	4:00.677	38.347	1:31.852	1:50.478	292.4	49:10.828	6	2	3:47.700	37.204	1:26.529	1:43.967	310.0	30:22.475	
9	1	4:08.418	37.922	1:31.256	1:59.240	295.6	53:19.246	7	2	3:43.470	34.873	1:25.907	1:42.690	310.9	34:05.945	
10	1	7:29.414	4:06.057	1:32.012	1:51.345	293.2	1:00:48.660	8	2	3:42.180	34.537	1:24.898	1:42.745	312.7	37:48.125	
11	1	4:09.261	37.443	1:31.363	2:00.455	294.0	1:04:57.921	9	2	3:42.001	34.582	1:25.061	1:42.358	310.9	41:30.126	
12	2	00:43.063	...	1:35.792	1:55.315	289.3	2:05:40.984	10	2	3:48.699	34.189	1:24.913	1:49.597	311.8	45:18.825	
13	2	4:04.317	38.875	1:33.298	1:52.144	294.0	2:09:45.301	11	1	12:03.097	8:51.534	1:28.735	1:42.828	305.6	57:21.922	
14	2	4:02.658	38.269	1:32.783	1:51.606	292.4	2:13:47.959	12	1	3:41.063	34.693	1:25.308	1:41.062	313.6	1:01:02.985	
15	2	4:01.962	38.271	1:32.328	1:51.363	294.0	2:17:49.921	13	1	3:41.882	34.396	1:24.653	1:42.833	312.7	1:04:44.867	
16	2	5:38.258	38.347	1:33.437	3:26.474	294.8	2:23:28.179	14	1	3:41.204	34.434	1:24.534	1:42.236	313.6	1:08:26.071	
17	3	27:32.381	...	1:33.198	1:51.610	293.2	2:51:00.560	15	1	3:48.759	34.340	1:25.853	1:48.566	298.0	1:12:14.830	
18	3	4:00.213	38.165	1:31.363	1:50.785	293.2	2:55:00.873	16	1	15:18.327	...	1:25.731	1:44.140	308.2	1:27:33.157	
19	3	4:58.886	37.443	1:31.111	2:50.332	301.3	2:59:59.759	17	1	7:30.588	1:05.332	3:11.486	3:13.770	106.5	1:35:03.745	
34 Inter Europol Competition Oreca 07 - Gibson																
1. Jakub SMIECHOWSKI 3. Fabio SCHERER LMP2																
2. Albert COSTA																
1	3	6:34.207	2:58.816	1:36.977	1:58.414	209.2	6:34.207	18	1	7:19.636	1:02.263	4:05.120	2:12.253	96.9	1:42:23.381	
2	3	8:03.301	4:48.829	1:29.533	1:44.939	286.2	14:37.508	19	1	3:47.360	35.239	1:27.540	1:44.581	264.5	1:46:10.741	
3	3	3:44.509	35.251	1:25.604	1:43.654	310.9	18:22.017	20	1	6:51.377	35.295	3:44.512	2:31.570	93.7	1:53:02.118	
4	3	3:45.349	35.309	1:26.945	1:43.095	310.9	22:07.366	21	1	3:49.042	36.308	1:26.577	1:46.157	313.6	1:56:51.160	
5	3	3:48.515	39.572	1:25.630	1:43.313	313.6	25:55.881	22	1	4:21.902	1:14.846	1:25.195	1:41.861	296.4	2:01:13.062	
6	3	4:11.675	1:03.451	1:26.719	1:41.505	301.3	30:07.556	23	1	3:38.559	34.241	1:24.144	1:40.174	315.4	2:04:51.621	
7	3	3:40.696	34.461	1:24.820	1:41.415	313.6	33:48.252	24	1	3:38.017	34.320	1:23.961	1:39.736	316.3	2:08:29.638	
8	3	3:40.744	34.935	1:24.742	1:41.067	312.7	37:28.996	25	1	3:47.746	34.223	1:24.670	1:48.853	317.2	2:12:17.384	
9	3	3:40.597	34.590	1:24.582	1:41.425	315.4	41:09.593	26	3	39:50.269	...	1:30.005	1:45.896	307.3	2:52:07.653	
10	3	3:40.666	34.701	1:24.655	1:41.310	317.2	44:50.259	27	3	3:45.194	35.837	1:26.608	1:42.749	312.7	2:55:52.847	
11	3	3:47.432	34.684	1:24.658	1:48.090	315.4	48:37.691	28	3	5:12.077	35.013	1:25.404	3:11.660	311.8	3:01:04.924	
12	3	18:30.237	...	1:28.295	1:45.786	294.0	1:07:07.928	36 Alpine Elf Team Oreca 07 - Gibson								
13	3	3:38.036	34.158	1:23.894	1:39.984	317.2	1:10:45.964	1. Matthieu VAXIVIERE 3. Julien CANAL LMP2								
14	3	3:43.711	34.305	1:24.313	1:45.093	319.1	1:14:29.675	2. Charles MILESI								
15	3	3:50.500	34.774	1:26.022	1:49.704	316.3	1:18:20.175	1	2	4:38.763	59.614	1:35.430	2:03.719	216.8	4:38.763	
16	2	19:47.580	...	2:09.510	1:53.659	189.1	1:38:07.755	2	2	10:12.439	6:58.777	1:28.466	1:45.196	290.8	14:51.202	
17	2	6:43.828	39.002	2:09.844	3:54.982	276.0	1:44:51.583	3	2	3:43.181	34.881	1:25.968	1:42.332	310.0	18:34.383	
18	2	8:10.247	1:27.808	4:06.501	2:35.938	82.7	1:53:01.830	4	2	3:40.879	34.393	1:25.497	1:40.989	310.9	22:15.262	
19	2	3:49.796	36.352	1:27.436	1:46.008	302.2	1:56:51.626	5	2	3:45.096	35.957	1:25.856	1:43.283	310.9	26:00.358	
20	2	3:44.836	35.430	1:25.952	1:43.454	318.2	2:00:36.462	6	2	4:10.880	57.065	1:24.868	1:48.947	311.8	30:11.238	
21	2	3:42.197	34.858	1:24.908	1:42.431	318.2	2:04:18.659	7	1	5:42.175	2:23.968	1:29.515	1:48.692	288.5	35:53.413	
22	2	3:47.958	35.200	1:25.242	1:47.516	321.0	2:08:06.617	8	1	3:40.900	34.264	1:25.572	1:41.064	310.9	39:34.313	
23	2	3:42.359	35.050	1:24.724	1:42.585	318.2	2:11:48.976	9	1	3:39.692	34.104	1:25.174	1:40.414	312.7	43:14.005	
24	2	3:45.559	34.529	1:24.781	1:46.249	318.2	2:15:34.535	10	1	3:38.524	34.127	1:24.222	1:40.175	313.6	46:52.529	
25	2	3:42.997	35.848	1:25.763	1:41.386	316.3	2:19:17.532	11	1	3:49.148	34.315	1:25.318	1:49.515	314.5	50:41.677	
26	2	7:28.266	34.541	2:24.698	4:29.027	317.2	2:26:45.798	12	1	11:53.643	8:43.051	1:28.019	1:42.573	306.5	1:02:35.320	
27	1	23:09.542	...	1:33.006	1:48.797	258.8	2:49:55.340	13	1	3:41.194	34.235	1:25.067	1:41.892	314.5	1:06:16.514	
28	1	3:46.744	36.430	1:26.209	1:44.105	319.1	2:53:42.084	14	1	3:45.786	34.394	1:25.284	1:46.108	303.0	1:10:02.300	
29	1	3:46.278	36.413	1:26.314	1:43.551	322.0	2:57:28.362	15	1	3:41.201	34.673	1:24.804	1:41.724	314.5	1:13:43.501	
30	1	6:34.595	36.440	3:08.084	2:50.071	81.1	3:04:02.957	16	1	3:49.772	34.555	1:24.876	1:50.341	313.6	1:17:33.273	
35 Alpine Elf Team Oreca 07 - Gibson																
1. André NEGRAO 3. Memo ROJAS LMP2																
2. Olli CALDWELL																





FIA WEC

Official Test - 91^e Edition des 24 Heures du Mans

Free Practice 1 Test Day



Sector Analysis

Lap under Red Flag Invalidated Lap Personal Best Session Best B Crossing the pit lane

Lap	D	Time	Sector 1	Sector 2	Sector 3	T. Spd	Elapsed	Lap	D	Time	Sector 1	Sector 2	Sector 3	T. Spd	Elapsed
23	3	5:45.250	2:29.748	1:29.207	1:46.295	297.2	1:58:53.977	9	2	3:49.744 B	34.474	1:22.537	1:52.733	330.8	1:18:44.083
24	3	3:47.100	35.109	1:26.373	1:45.618	313.6	2:02:41.077	10	3	5:58.506	2:51.171	1:23.597	1:43.738	331.8	1:24:42.589
25	3	3:51.361 B	35.346	1:25.897	1:50.118	315.4	2:06:32.438	11	3	4:38.657 B	34.464	1:23.807	2:40.386	331.8	1:29:21.246
26	3	7:38.261	4:24.197	1:27.649	1:46.415	308.2	2:14:10.699	12	3	8:44.292	4:37.301	2:12.396	1:54.595	159.6	1:38:05.538
27	3	3:45.268	36.309	1:25.976	1:42.983	312.7	2:17:55.967	13	3	6:43.736	40.064	2:08.335	3:55.337	248.1	1:44:49.274
28	3	4:55.744 B	34.559	1:25.060	2:56.125	315.4	2:22:51.711	14	3	8:07.078	1:27.968	3:56.216	2:42.894	74.6	1:52:56.352
29	3	27:02.371	...	1:29.562	1:47.237	228.7	2:49:54.082	15	3	3:42.435	36.021	1:24.687	1:41.727	279.5	1:56:38.787
30	3	3:42.230	34.798	1:25.609	1:41.823	315.4	2:53:36.312	16	3	3:46.006 B	34.509	1:21.812	1:49.685	332.9	2:00:24.793
31	3	3:40.929	34.814	1:25.285	1:40.830	317.2	2:57:17.241	17	3	4:57.605	1:56.512	1:22.568	1:38.525	333.9	2:05:22.398
32	3	6:41.358 B	34.719	3:07.680	2:58.959	191.1	3:03:58.599	18	3	3:34.733	34.895	1:21.476	1:38.362	331.8	2:08:57.131

37 **COOL Racing** Oreca 07 - Gibson
 1. Nicolas LAPIERRE LMP2 P/A
 2. Alexandre COIGNY 3. Malthé JAKOBSEN

1	1	14:17.560	...	1:27.314	1:44.706	298.0	14:17.560
2	1	3:42.651	34.901	1:25.412	1:42.338	315.4	18:00.211
3	1	3:41.773	35.083	1:24.852	1:41.838	315.4	21:41.984
4	1	3:47.114 B	35.372	1:24.616	1:47.126	317.2	25:29.098
5	1	4:27.010 B	1:10.398	1:24.554	1:52.058	317.2	29:56.108
6	1	14:32.439	...	1:25.740	1:40.945	304.7	44:28.547
7	1	3:39.570	34.730	1:24.337	1:40.503	317.2	48:08.117
8	1	3:38.589	34.552	1:23.934	1:40.103	316.3	51:46.706
9	1	3:47.767 B	34.617	1:25.773	1:47.377	317.2	55:34.473
10	2	13:15.974	9:52.677	1:31.124	1:52.173	310.9	1:08:50.447
11	2	3:57.521	37.458	1:31.091	1:48.972	282.5	1:12:47.968
12	2	3:53.689	36.645	1:27.442	1:49.602	314.5	1:16:41.657
13	2	3:56.201	37.643	1:29.191	1:49.367	316.3	1:20:37.858
14	2	3:58.265	40.405	1:29.169	1:48.691	318.2	1:24:36.123
15	2	4:48.565	38.755	1:29.458	2:40.352	313.6	1:29:24.688
16	2	6:43.784	1:03.005	2:59.552	2:41.227	121.0	1:36:08.472
17	2	6:35.854	42.910	3:31.799	2:21.145	81.0	1:42:44.326
18	2	4:19.441	40.221	1:38.215	2:01.005	250.4	1:47:03.767
19	2	6:09.296 B	39.911	2:53.345	2:36.040	129.2	1:53:13.063
20	3	7:30.946	4:17.025	1:28.664	1:45.257	311.8	2:00:44.009
21	3	3:47.749	35.159	1:28.892	1:43.698	314.5	2:04:31.758
22	3	3:44.039	35.224	1:26.230	1:42.585	318.2	2:08:15.797
23	3	3:41.215	34.828	1:25.468	1:40.919	321.0	2:11:57.012
24	3	3:54.611 B	34.322	1:25.225	1:55.064	315.4	2:15:51.623
25	2	11:54.594 B	4:46.047	3:58.259	3:10.288	82.4	2:27:46.217
26	2	22:03.763	...	1:31.386	1:48.016	262.6	2:49:49.980
27	2	3:50.931	36.763	1:28.231	1:45.937	315.4	2:53:40.911
28	2	3:53.380	37.007	1:29.140	1:47.233	319.1	2:57:34.291
29	2	7:18.115 B	40.073	4:05.909	2:32.133	82.7	3:04:52.406

38 **Hertz Team JOTA** Porsche 963
 1. Antonio Felix DA COSTA HYPERCAR H
 2. William STEVENS 3. Yifei YE

1	2	4:50.849	1:29.927	1:33.437	1:47.485	199.6	4:50.849
2	2	3:53.066 B	37.661	1:25.374	1:50.031	249.8	8:43.915
3	2	18:22.221 B	...	1:54.321	2:16.343	193.5	27:06.136
4	2	33:17.719	...	1:26.008	1:43.884	273.2	1:00:23.855
5	2	3:38.650	35.303	1:23.126	1:40.221	323.9	1:04:02.505
6	2	3:37.280	33.952	1:22.184	1:41.144	329.8	1:07:39.785
7	2	3:40.605	34.838	1:23.150	1:42.617	328.8	1:11:20.390
8	2	3:33.949	33.783	1:21.588	1:38.578	331.8	1:14:54.339

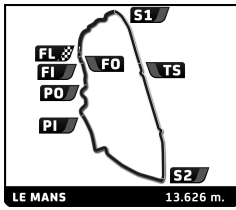
39 **Graff Racing** Oreca 07 - Gibson
 1. Roberto LACORTE LMP2 P/A
 2. Giedo VAN DER GARDE 3. Patrick PILET
 4. Alexandre COUGNAUD

1	2	4:58.677 B	1:30.927	1:31.427	1:56.323	262.6	4:58.677
2	2	9:15.466	6:03.995	1:28.074	1:43.397	281.7	14:14.143
3	2	3:42.210	35.293	1:25.369	1:41.548	315.4	17:56.353
4	2	3:39.099	34.152	1:24.154	1:40.793	316.3	21:35.452
5	2	3:47.507 B	35.014	1:24.424	1:48.069	315.4	25:22.959
6	1	11:51.242	8:32.433	1:29.958	1:48.851	306.5	37:14.201
7	1	3:53.022	37.026	1:27.735	1:48.261	315.4	41:07.223
8	1	3:49.558	36.266	1:27.456	1:45.836	318.2	44:56.781
9	1	3:46.975	35.702	1:26.213	1:45.060	315.4	48:43.756
10	1	3:59.869 B	35.759	1:26.776	1:57.334	310.9	52:43.625
11	1	15:13.887	...	1:27.753	1:44.875	310.0	1:07:57.512
12	1	4:50.884	35.254	2:27.324	1:48.306	313.6	1:12:48.396
13	1	3:52.449	36.460	1:27.525	1:48.464	311.8	1:16:40.845
14	1	3:49.144	36.319	1:27.700	1:45.125	312.7	1:20:29.989
15	1	3:55.791 B	35.410	1:27.215	1:50.166	316.3	1:24:25.780
16	3	8:17.852	2:28.148	2:10.982	3:38.722	150.0	1:32:43.632
17	3	5:04.221	1:02.508	2:04.881	1:56.832	167.2	1:37:47.853
18	3	5:03.603	38.952	2:12.724	2:11.927	277.4	1:42:51.456
19	3	4:20.548	40.594	1:39.969	1:59.985	220.8	1:47:12.004
20	3	5:58.392	39.955	2:48.608	2:29.829	148.4	1:53:10.396
21	3	3:48.829	35.302	1:25.631	1:47.896	314.5	1:56:59.225
22	3	3:45.315	35.525	1:25.551	1:44.239	315.4	2:00:44.540
23	3	3:45.122	35.292	1:27.057	1:42.773	318.2	2:04:29.662
24	3	3:48.108 B	34.805	1:26.158	1:47.145	313.6	2:08:17.770
25	1	5:52.731	2:37.599	1:28.017	1:47.115	315.4	2:14:10.501
26	1	3:50.325	37.004	1:28.303	1:45.018	312.7	2:18:00.826
27	1	5:24.392 B	36.077	1:26.631	3:21.684	314.5	2:23:25.218
28	2	27:34.394	...	1:27.815	1:43.972	312.7	2:50:59.612
29	2	3:47.944	35.763	1:26.716	1:45.465	313.6	2:54:47.556
30	2	3:50.828 B	34.758	1:24.764	1:51.306	319.1	2:58:38.384

41 **Team WRT** Oreca 07 - Gibson
 1. Rui ANDRADE LMP2
 2. Louis DELÉTRAZ 3. Robert KUBICA

1	3	9:34.695	6:15.911	1:31.426	1:47.358	265.1	9:34.695
2	3	3:49.092 B	35.100	1:25.543	1:48.449	311.8	13:23.787
3	3	7:40.915	4:31.319	1:26.595	1:43.001	313.6	21:04.702





FIA WEC

Official Test - 91^e Edition des 24 Heures du Mans

Free Practice 1 Test Day

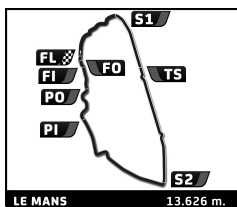


Sector Analysis

Lap under Red Flag Invalidated Lap Personal Best Session Best Crossing the pit lane

Lap	D	Time	Sector 1	Sector 2	Sector 3	T. Spd	Elapsed	Lap	D	Time	Sector 1	Sector 2	Sector 3	T. Spd	Elapsed
4	3	3:41.651	34.765	1:25.171	1:41.715	312.7	24:46.353	20	3	3:43.663	35.448	1:26.505	1:41.710	315.4	2:03:10.098
5	3	4:13.944	1:04.968	1:25.891	1:43.085	313.6	29:00.297	21	3	3:43.174	35.504	1:25.664	1:42.006	308.2	2:06:53.272
6	3	3:41.436	34.311	1:25.029	1:42.096	307.3	32:41.733	22	3	3:40.629	34.564	1:25.198	1:40.867	313.6	2:10:33.901
7	3	3:42.398	34.466	1:24.927	1:43.005	315.4	36:24.131	23	3	3:45.760	35.447	1:26.177	1:44.136	312.7	2:14:19.661
8	3	3:51.418 B	34.852	1:24.855	1:51.711	314.5	40:15.549	24	3	3:48.291 B	34.602	1:25.236	1:48.453	315.4	2:18:07.952
9	3	5:39.670	2:18.278	1:35.632	1:45.760	258.8	45:55.219	25	3	32:01.384	...	1:28.480	1:45.586	301.3	2:50:09.336
10	3	3:41.894	34.876	1:25.251	1:41.767	314.5	49:37.113	26	3	3:40.572	34.832	1:25.715	1:40.025	304.7	2:53:49.908
11	3	3:47.883	34.282	1:24.255	1:49.346	315.4	53:24.996	27	3	3:48.241	34.376	1:24.562	1:49.303	321.0	2:57:38.149
12	3	3:38.760	34.390	1:24.393	1:39.977	314.5	57:03.756	28	3	7:16.030 B	37.253	4:05.612	2:33.165	82.6	3:04:54.179
13	3	3:50.412 B	34.223	1:24.499	1:51.690	318.2	1:00:54.168	45 Algarve Pro Racing Orega 07 - Gibson LMP2 P/A							
14	1	6:31.636	3:15.293	1:28.534	1:47.809	310.0	1:07:25.804	1. George KURTZ 3. Colin BRAUN							
15	1	3:47.444	35.980	1:27.202	1:44.262	311.8	1:11:13.248	2. James ALLEN							
16	1	3:47.957	35.279	1:26.177	1:46.501	313.6	1:15:01.205	1	2	5:24.581 B	1:38.539	1:42.251	2:03.791	195.6	5:24.581
17	1	3:46.703	35.201	1:26.548	1:44.954	315.4	1:18:47.908	2	1	7:54.129	4:24.050	1:37.199	1:52.880	248.1	13:18.710
18	1	3:51.914	37.573	1:27.786	1:46.555	315.4	1:22:39.822	3	1	3:56.946	37.259	1:30.702	1:48.985	245.9	17:15.656
19	1	3:44.694	35.289	1:26.284	1:43.121	318.2	1:26:24.516	4	1	3:53.004	36.798	1:28.734	1:47.472	303.0	21:08.660
20	1	6:20.620 B	36.754	2:14.376	3:29.490	164.9	1:32:45.136	5	1	8:45.383 B	5:05.747	1:41.685	1:57.951	198.9	29:54.043
21	1	9:52.376	3:26.994	4:08.108	2:17.274	102.9	1:42:37.512	6	1	8:23.943	5:03.881	1:31.326	1:48.736	267.8	38:17.986
22	1	4:00.805	36.638	1:32.100	1:52.067	284.7	1:46:38.317	7	1	3:55.866	36.183	1:30.674	1:49.009	310.0	42:13.852
23	1	6:27.115	37.174	3:18.065	2:31.876	104.5	1:53:05.432	8	1	3:51.573	36.324	1:28.331	1:46.918	307.3	46:05.425
24	1	3:50.934	35.564	1:26.705	1:48.665	317.2	1:56:56.366	9	1	3:52.323	37.747	1:27.906	1:46.670	307.3	49:57.748
25	1	3:47.880	35.295	1:27.551	1:45.034	268.4	2:00:44.246	10	1	3:50.722	35.950	1:27.914	1:46.858	308.2	53:48.470
26	1	3:44.354	35.302	1:26.938	1:42.114	291.6	2:04:28.600	11	1	3:55.438	36.330	1:28.710	1:50.398	308.2	57:43.908
27	1	3:52.493 B	35.294	1:28.655	1:48.544	312.7	2:08:21.093	12	1	3:59.991 B	36.428	1:28.566	1:54.997	309.1	1:01:43.899
28	2	8:38.626	5:25.128	1:28.243	1:45.255	306.5	2:16:59.719	13	3	6:53.705 B	3:24.469	1:30.088	1:59.148	305.6	1:08:37.604
29	2	3:44.759	34.926	1:26.290	1:43.543	314.5	2:20:44.478	14	3	9:21.961	6:04.217	1:28.952	1:48.792	310.9	1:17:59.565
30	2	7:59.699 B	1:24.736	4:12.684	2:22.279	80.1	2:28:44.177	15	3	3:49.777	36.367	1:26.780	1:46.630	304.7	1:21:49.342
31	2	20:54.298	...	1:27.445	1:45.078	302.2	2:49:38.475	16	3	3:46.497	35.596	1:26.560	1:44.341	307.3	1:25:35.839
32	2	3:39.270	34.571	1:24.324	1:40.375	319.1	2:53:17.745	17	3	4:02.135 B	35.178	1:30.413	1:56.544	307.3	1:29:37.974
33	2	3:38.700	34.322	1:24.450	1:39.928	317.2	2:56:56.445	18	3	13:00.417	6:34.857	4:08.002	2:17.558	93.7	1:42:38.391
34	2	5:32.157 B	33.972	2:49.205	2:08.980	317.2	3:02:28.602	19	3	4:01.130	36.497	1:32.253	1:52.380	276.0	1:46:39.521
43 DKR Engineering Orega 07 - Gibson LMP2 P/A								1. Tom VAN ROMPUY 3. Maxime MARTIN							
2. Ugo DE WILDE															
1	3	11:42.678 B	8:18.322	1:30.701	1:53.655	272.5	11:42.678	20	3	6:26.575	37.765	3:17.727	2:31.083	103.3	1:53:06.096
2	3	23:38.053	...	1:27.338	1:44.175	299.7	35:20.731	21	3	3:50.609	35.453	1:26.579	1:48.577	306.5	1:56:56.705
3	3	3:45.011	35.308	1:25.809	1:43.894	311.8	39:05.742	22	3	4:00.267 B	35.503	1:27.427	1:57.337	292.4	2:00:56.972
4	3	3:43.695	35.102	1:26.497	1:42.096	310.9	42:49.437	23	2	7:04.793	3:53.502	1:27.681	1:43.610	269.1	2:08:01.765
5	3	3:43.834	35.143	1:25.996	1:42.695	309.1	46:33.271	24	2	3:43.327	35.022	1:25.115	1:43.190	305.6	2:11:45.092
6	3	3:54.774 B	35.291	1:25.442	1:54.041	316.3	50:28.045	25	2	3:47.277	34.523	1:27.272	1:45.482	307.3	2:15:32.369
7	1	8:51.933	5:29.800	1:30.704	1:51.429	294.8	59:19.978	26	2	3:40.833	34.390	1:24.660	1:41.783	308.2	2:19:13.202
8	1	3:55.566	37.066	1:29.347	1:49.153	311.8	1:03:15.544	27	2	7:22.056 B	34.418	2:14.405	4:33.233	308.2	2:26:35.258
9	1	3:53.198	37.403	1:27.883	1:47.912	314.5	1:07:08.742	28	1	23:30.292	...	1:38.952	1:53.429	195.3	2:50:05.550
10	1	3:50.878	36.433	1:27.523	1:46.922	312.7	1:10:59.620	29	1	3:57.347	36.902	1:29.565	1:50.880	297.2	2:54:02.897
11	1	3:49.903	36.441	1:27.532	1:45.930	314.5	1:14:49.523	30	1	3:57.796	36.415	1:28.879	1:52.502	308.2	2:58:00.693
12	1	3:50.063	35.908	1:26.845	1:47.310	313.6	1:18:39.586	31	1	7:19.813 B	1:02.674	3:31.263	2:45.876	141.8	3:05:20.506
13	1	3:51.977	36.795	1:27.989	1:47.193	316.3	1:22:31.563	47 COOL Racing Orega 07 - Gibson LMP2							
14	1	3:48.194	35.993	1:26.863	1:45.338	312.7	1:26:19.757	1. Reshad DE GERUS 3. Simon PAGENAUD							
15	1	6:24.709	36.239	2:18.110	3:30.360	169.3	1:32:44.466	2. Vladislav LOMKO							
16	1	5:05.006	1:02.615	2:06.167	1:56.224	164.7	1:37:49.472	1	1	16:49.869	...	1:30.701	1:46.257	300.5	16:49.869
17	1	5:03.175	38.592	2:12.496	2:12.087	274.6	1:42:52.647	2	1	3:43.142	35.023	1:26.302	1:41.817	314.5	20:33.011
18	1	4:28.821 B	41.081	1:39.855	2:07.885	199.2	1:47:21.468	3	1	3:45.830	35.038	1:25.671	1:45.121	316.3	24:18.841
19	3	12:04.967	8:56.281	1:26.923	1:41.763	299.7	1:59:26.435	4	1	4:10.634	1:04.148	1:25.485	1:41.001	315.4	28:29.475
								5	1	3:53.611 B	34.655	1:25.097	1:53.859	319.1	32:23.086
								6	1	10:47.473	7:36.535	1:27.087	1:43.851	312.7	43:10.559
								7	1	3:40.835	34.707	1:24.867	1:41.261	322.9	46:51.394





FIA WEC

Official Test - 91^e Edition des 24 Heures du Mans

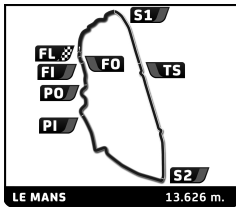
Free Practice 1 Test Day



Sector Analysis

Lap under Red Flag														Invalidated Lap	Personal Best	Session Best	B Crossing the pit lane
Lap	D	Time	Sector 1	Sector 2	Sector 3	T. Spd	Elapsed	Lap	D	Time	Sector 1	Sector 2	Sector 3	T. Spd	Elapsed		
8	1	3:39.806	34.594	1:24.522	1:40.690	317.2	50:31.200	2	2	11:47.635	8:38.004	1:26.088	1:43.543	313.6	19:54.909		
9	1	3:41.341	35.906	1:24.783	1:40.652	319.1	54:12.541	3	2	3:40.955	34.434	1:22.192	1:44.329	329.8	23:35.864		
10	1	3:48.742 B	35.839	1:25.645	1:47.258	319.1	58:01.283	4	2	4:07.573	1:04.085	1:23.074	1:40.414	271.8	27:43.437		
11	1	15:11.219	...	1:26.115	1:41.688	313.6	1:13:12.502	5	2	3:35.075	34.054	1:21.273	1:39.748	328.8	31:18.512		
12	1	3:36.409	34.004	1:23.593	1:38.812	318.2	1:16:48.911	6	2	3:36.801	33.767	1:21.681	1:41.353	331.8	34:55.313		
13	1	3:42.645	33.977	1:25.256	1:43.412	322.0	1:20:31.556	7	2	3:33.917	33.540	1:21.333	1:39.044	328.8	38:29.230		
14	1	3:41.232	34.174	1:26.558	1:40.500	321.0	1:24:12.788	8	2	3:41.720 B	34.093	1:21.400	1:46.227	324.9	42:10.950		
15	1	4:17.234 B	34.302	1:25.637	2:17.295	322.9	1:28:30.022	9	1	17:34.667	...	1:30.102	1:43.751	223.5	59:45.617		
16	2	32:45.009	...	1:33.281	1:54.067	233.7	2:01:15.031	10	1	3:35.644	33.907	1:21.998	1:39.739	322.0	1:03:21.261		
17	2	3:51.464	36.291	1:28.009	1:47.164	314.5	2:05:06.495	11	1	3:34.423	34.223	1:21.523	1:38.677	326.8	1:06:55.684		
18	2	3:50.257	35.051	1:29.234	1:45.972	316.3	2:08:56.752	12	1	3:33.096	33.460	1:21.097	1:38.539	326.8	1:10:28.780		
19	2	3:45.370	35.403	1:26.009	1:43.958	318.2	2:12:42.122	13	1	3:42.845 B	33.548	1:20.689	1:48.608	329.8	1:14:11.625		
20	2	3:47.020	34.912	1:26.339	1:45.769	317.2	2:16:29.142	14	1	23:53.182	...	2:11.474	1:55.996	176.2	1:38:04.807		
21	2	3:45.640	35.468	1:25.939	1:44.233	317.2	2:20:14.782	15	1	6:43.720	40.203	2:07.225	3:56.292	271.8	1:44:48.527		
22	2	7:37.869 B	42.832	4:19.548	2:35.489	81.9	2:27:52.651	16	1	8:05.200	1:27.471	3:54.644	2:43.085	82.8	1:52:53.727		
23	2	22:57.173	...	1:28.465	1:48.151	281.7	2:50:49.824	17	1	3:36.229	34.027	1:23.682	1:38.520	311.8	1:56:29.956		
24	2	3:50.162	36.193	1:28.992	1:44.977	319.1	2:54:39.986	18	1	3:30.740	33.129	1:20.423	1:37.188	321.0	2:00:00.696		
25	2	3:59.461 B	36.014	1:27.842	1:55.605	316.3	2:58:39.447	19	1	3:30.686	33.387	1:20.380	1:36.919	322.9	2:03:31.382		
48 IDEC Sport Oreca 07 - Gibson LMP2																	
			1. Paul LAFARGUE			3. Laurents HÖRR											
			2. Paul Loup CHATIN														
1	3	4:27.272	58.542	1:34.158	1:54.572	255.7	4:27.272	21	3	15:36.724 B	...	1:26.656	3:02.732	292.4	2:22:49.206		
2	3	3:51.868	37.844	1:28.526	1:45.498	309.1	8:19.140	22	3	27:06.720	...	1:29.017	1:44.421	248.1	2:49:55.926		
3	3	3:53.957 B	35.512	1:26.565	1:51.880	313.6	12:13.097	23	3	3:39.505	35.189	1:22.991	1:41.325	317.2	2:53:35.431		
4	3	12:44.555	9:27.805	1:29.259	1:47.491	290.0	24:57.652	24	3	3:35.468	34.093	1:21.834	1:39.541	325.8	2:57:10.899		
5	3	4:25.913 B	1:04.447	1:26.268	1:55.198	311.8	29:23.565	25	3	6:41.527 B	33.446	3:08.555	2:59.526	324.9	3:03:52.426		
6	3	10:21.826	7:13.088	1:26.119	1:42.619	313.6	39:45.391	51 Ferrari AF Corse Ferrari 499P HYPERCAR H									
7	3	3:42.300	34.753	1:25.130	1:42.417	312.7	43:27.691				1. Alessandro PIER GUIDI			3. Antonio GIOVINAZZI			
8	3	3:41.125	34.747	1:24.972	1:41.406	313.6	47:08.816				2. James CALADO						
9	3	3:43.364	34.775	1:25.296	1:43.293	313.6	50:52.180	1	3	4:27.710 B	1:00.789	1:32.313	1:54.608	213.8	4:27.710		
10	3	3:43.054	34.946	1:25.479	1:42.629	313.6	54:35.234	2	1	13:05.371	9:52.009	1:30.328	1:43.034	228.2	17:33.081		
11	3	3:46.811 B	34.406	1:24.983	1:47.422	313.6	58:22.045	3	1	3:35.579	34.463	1:22.083	1:39.033	328.8	21:08.660		
12	1	5:22.799	2:06.686	1:29.173	1:46.940	307.3	1:03:44.844	4	1	3:35.623	33.174	1:21.090	1:41.359	334.9	24:44.283		
13	1	3:46.597	35.628	1:27.313	1:43.656	306.5	1:07:31.441	5	1	4:02.971	1:04.218	1:21.379	1:37.374	336.0	28:47.254		
14	1	3:45.365	35.124	1:26.855	1:43.386	316.3	1:11:16.806	6	1	3:31.816	33.041	1:20.704	1:38.071	332.9	32:19.070		
15	1	3:45.369	35.001	1:25.798	1:44.570	314.5	1:15:02.175	7	1	3:31.163	32.974	1:21.097	1:37.092	337.0	35:50.233		
16	1	3:46.132	35.000	1:26.215	1:44.917	318.2	1:18:48.307	8	1	3:41.615 B	33.764	1:20.810	1:47.041	329.8	39:31.848		
17	1	3:47.286	36.011	1:25.826	1:45.449	318.2	1:22:35.593	9	1	12:26.709	9:26.889	1:21.769	1:38.051	325.8	51:58.557		
18	1	3:51.463 B	35.015	1:26.319	1:50.129	315.4	1:26:27.056	10	1	3:34.412	34.229	1:21.773	1:38.410	333.9	55:32.969		
19	2	33:09.496	...	1:27.837	1:44.826	307.3	1:59:36.552	11	1	3:34.658	33.086	1:23.724	1:37.848	328.8	59:07.627		
20	2	3:42.744	35.277	1:25.207	1:42.260	316.3	2:03:19.296	12	1	3:33.562	33.314	1:21.201	1:39.047	328.8	1:02:41.189		
21	2	3:43.236	35.971	1:25.503	1:41.762	316.3	2:07:02.532	13	1	3:39.564 B	33.512	1:22.070	1:43.982	333.9	1:06:20.753		
22	2	3:41.311	34.522	1:25.052	1:41.737	319.1	2:10:43.843	14	2	17:06.570	...	1:25.309	1:42.890	283.2	1:23:27.323		
23	2	3:41.064	34.560	1:25.859	1:40.645	320.1	2:14:24.907	15	2	3:39.917	34.072	1:22.300	1:43.545	326.8	1:27:07.240		
24	2	3:46.036 B	34.342	1:24.580	1:47.114	319.1	2:18:10.943	16	2	5:45.670	1:23.166	1:58.419	2:24.085	206.5	1:32:52.910		
25	2	31:37.194	...	1:29.328	1:42.937	306.5	2:49:48.137	17	2	5:05.335	1:01.353	2:09.001	1:54.981	171.4	1:37:58.245		
26	2	3:38.098	34.058	1:24.302	1:39.738	316.3	2:53:26.235	18	2	6:47.783	39.110	2:11.101	3:57.572	219.9	1:44:46.028		
27	2	3:37.427	34.181	1:24.052	1:39.194	318.2	2:57:03.662	19	2	8:06.385	1:27.509	3:56.370	2:42.506	74.2	1:52:52.413		
28	2	6:37.480 B	33.894	2:57.822	3:05.764	319.1	3:03:41.142	20	2	3:39.930	35.122	1:24.393	1:40.415	298.8	1:56:32.343		
50 Ferrari AF Corse Ferrari 499P HYPERCAR H																	
			1. Antonio FUOCO			3. Nicklas NIELSEN											
			2. Miguel MOLINA														
1	2	8:07.274 B	4:37.699	1:32.812	1:56.763	225.8	8:07.274	21	2	3:33.791	33.820	1:21.512	1:38.459	325.8	2:00:06.134		
								22	2	3:36.143	33.391	1:20.705	1:42.047	334.9	2:03:42.277		
								23	2	3:31.636	33.669	1:20.651	1:37.316	317.2	2:07:13.913		
								24	2	3:34.873	33.931	1:22.634	1:38.308	320.1	2:10:48.786		
								25	2	3:35.481	33.335	1:21.571	1:40.575	328.8	2:14:24.267		
								26	2	4:22.327 B	33.448	1:27.077	2:21.802	303.9	2:18:46.594		





FIA WEC

Official Test - 91^e Edition des 24 Heures du Mans

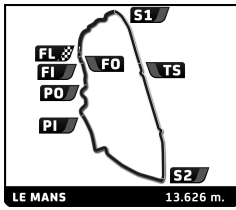
Free Practice 1 Test Day



Sector Analysis

Lap under Red Flag											Invalidated Lap	Personal Best	Session Best	B Crossing the pit lane	
Lap	D	Time	Sector 1	Sector 2	Sector 3	T. Spd	Elapsed	Lap	D	Time	Sector 1	Sector 2	Sector 3	T. Spd	Elapsed
27	3	31:51.327	...	1:23.566	1:42.376	336.0	2:50:37.921	17	1	10:38.704	7:05.068	1:37.652	1:55.984	245.9	1:58:03.253
28	3	3:36.573	34.412	1:22.405	1:39.756	329.8	2:54:14.494	18	1	4:08.968	38.777	1:35.848	1:54.343	291.6	2:02:12.221
29	3	3:36.944	34.369	1:21.367	1:41.208	341.3	2:57:51.438	19	1	4:07.555	38.668	1:33.803	1:55.084	294.0	2:06:19.776
30	3	7:09.260 B	52.631	3:42.695	2:33.934	81.1	3:05:05.698	20	1	4:15.269 B	40.179	1:34.384	2:00.706	267.8	2:10:35.045
54 AF Corse Ferrari 488 GTE Evo 1.Thomas FLOHR 3.Davide RIGON 2.Francesco CASTELLACCI LMGTE Am															
1	2	7:38.823 B	3:43.797	1:44.155	2:10.871	181.5	7:38.823	21	3	6:01.503	2:27.696	1:36.720	1:57.087	289.3	2:16:36.548
2	2	6:17.578	2:45.034	1:36.024	1:56.520	268.4	13:56.401	22	3	4:28.318 B	39.367	1:34.200	2:14.751	290.8	2:21:04.866
3	2	4:06.097	39.048	1:33.189	1:53.860	287.7	18:02.498	23	3	29:34.827	...	1:36.850	1:56.640	279.5	2:50:39.693
4	2	4:04.773	38.553	1:33.014	1:53.206	277.4	22:07.271	24	3	4:07.750	40.588	1:33.673	1:53.489	293.2	2:54:47.443
5	2	4:25.334	43.361	1:34.779	2:07.194	276.7	26:32.605	25	3	4:59.575 B	38.622	1:34.670	2:46.283	293.2	2:59:47.018
6	2	4:05.628	40.322	1:32.398	1:52.908	295.6	30:38.233	56 Project 1 - AO Porsche 911 RSR - 19 1.PJ HYETT 3.Matteo CAIROLI 2.Gunnar JEANNETTE LMGTE Am							
7	2	4:01.166	38.022	1:31.815	1:51.329	298.8	34:39.399	1	3	14:31.430 B	...	1:33.351	1:57.594	281.7	14:31.430
8	2	4:09.296 B	37.818	1:32.001	1:59.477	297.2	38:48.695	2	3	8:25.827	5:02.122	1:32.114	1:51.591	294.8	22:57.257
9	2	6:54.341	3:31.221	1:32.280	1:50.840	297.2	45:43.036	3	3	4:21.907	59.655	1:31.609	1:50.643	295.6	27:19.164
10	2	3:58.458	37.318	1:31.105	1:50.035	297.2	49:41.494	4	3	4:01.202	37.857	1:32.014	1:51.331	293.2	31:20.366
11	2	4:05.227 B	37.725	1:31.171	1:56.331	298.8	53:46.721	5	3	4:05.613 B	38.260	1:31.920	1:55.433	290.0	35:25.979
12	2	6:00.213	2:37.800	1:31.119	1:51.294	298.8	59:46.934	6	2	7:20.335	3:47.830	1:35.191	1:57.314	293.2	42:46.314
13	2	4:00.747	37.297	1:30.679	1:52.771	302.2	1:03:47.681	7	2	4:07.799	39.849	1:33.828	1:54.122	295.6	46:54.113
14	2	4:11.405 B	38.209	1:33.969	1:59.227	297.2	1:07:59.086	8	2	4:05.699	39.199	1:33.221	1:53.279	294.0	50:59.812
15	1	6:32.106	2:47.782	1:44.742	1:59.582	255.1	1:14:31.192	9	2	4:03.680	38.551	1:32.868	1:52.261	294.0	55:03.492
16	1	4:10.144	40.843	1:34.450	1:54.851	295.6	1:18:41.336	10	2	4:06.123	40.287	1:33.474	1:52.362	294.0	59:09.615
17	1	4:04.774	38.307	1:32.836	1:53.631	298.0	1:22:46.110	11	2	4:02.379	38.370	1:32.420	1:51.589	295.6	1:03:11.994
18	1	4:04.300	38.952	1:32.791	1:52.557	299.7	1:26:50.410	12	2	4:06.928	38.287	1:32.410	1:56.231	294.0	1:07:18.922
19	1	5:57.929	53.087	1:55.928	3:08.914	249.3	1:32:48.339	13	2	4:12.005 B	38.589	1:32.862	2:00.554	294.0	1:11:30.927
20	1	5:06.987	1:02.929	2:07.836	1:56.222	159.1	1:37:55.326	14	1	7:19.686	3:46.950	1:35.465	1:57.071	291.6	1:18:50.613
21	1	6:46.510	39.400	2:10.093	3:57.017	248.1	1:44:41.836	15	1	4:08.337	39.527	1:33.810	1:55.200	295.6	1:22:58.950
22	1	8:38.558	1:27.098	4:08.752	3:02.708	66.0	1:53:20.394	16	1	4:15.130	39.739	1:38.861	1:56.530	294.0	1:27:14.080
23	1	4:10.801	40.154	1:36.543	1:54.104	251.0	1:57:31.195	17	1	5:41.313	1:19.100	1:59.311	2:22.902	194.9	1:32:55.393
24	1	4:14.386 B	38.698	1:33.213	2:02.475	295.6	2:01:45.581	18	1	5:08.943	1:00.981	2:10.483	1:57.479	169.8	1:38:04.336
25	1	48:51.728	...	1:39.367	2:03.604	191.5	2:50:37.309	19	1	6:42.941	39.749	2:07.289	3:55.903	293.2	1:44:47.277
26	1	4:00.725	38.343	1:32.588	1:49.794	298.8	2:54:38.034	20	1	8:36.248	1:27.535	4:17.547	2:51.166	79.2	1:53:23.525
27	1	4:33.506 B	37.662	1:31.819	2:24.025	300.5	2:59:11.540	21	1	4:13.234	41.094	1:35.492	1:56.648	295.6	1:57:36.759
55 GMB Motorsport Aston Martin Vantage AMR 1.Gustav DAHLMANN BIRCB.Jens Reno MØLLER LMGTE Am 2.Marco SØRENSEN															
1	2	7:25.601	3:34.593	1:50.729	2:00.279	216.8	7:25.601	22	1	4:10.112	40.486	1:34.135	1:55.491	294.8	2:01:46.871
2	2	4:42.704 B	39.150	1:38.201	2:25.353	266.5	12:08.305	23	1	4:09.129	39.116	1:34.510	1:55.503	291.6	2:05:56.000
3	2	18:34.943	...	1:49.308	2:01.344	161.7	30:43.248	24	1	4:06.893	39.301	1:33.266	1:54.326	296.4	2:10:02.893
4	2	4:28.086 B	38.684	1:37.055	2:12.347	237.2	35:11.334	25	1	4:05.616	38.587	1:33.127	1:53.902	297.2	2:14:08.509
5	2	15:51.854	...	1:35.096	1:52.747	255.1	51:03.188	26	1	4:06.189	38.738	1:33.484	1:53.967	296.4	2:18:14.698
6	2	4:00.767	37.987	1:31.837	1:50.943	294.8	55:03.955	27	1	6:31.763 B	39.810	1:34.682	4:17.271	294.0	2:24:46.461
7	2	3:59.286	37.805	1:32.058	1:49.423	294.8	59:03.241	28	3	26:33.450	...	1:34.053	1:51.800	290.0	2:51:19.911
8	2	4:10.490 B	37.107	1:31.180	2:02.203	296.4	1:03:13.731	29	3	4:00.720	38.208	1:32.102	1:50.409	295.6	2:55:20.631
9	1	9:03.772	5:27.608	1:38.170	1:57.994	248.1	1:12:17.503	30	3	5:37.183 B	37.937	1:31.758	3:27.488	293.2	3:00:57.814
10	1	4:10.811	39.163	1:36.505	1:55.142	248.1	1:16:28.314	57 Kessel Racing Ferrari 488 GTE Evo 1.Takeshi KIMURA 3.Daniel SERRA 2.Scott HUFFAKER LMGTE Am							
11	1	4:07.741	38.635	1:34.019	1:55.087	290.8	1:20:36.055	1	2	4:59.231 B	1:17.108	1:38.618	2:03.505	184.9	4:59.231
12	1	4:08.187	38.787	1:34.212	1:55.188	294.0	1:24:44.242	2	2	5:51.941	2:22.622	1:35.020	1:54.299	261.9	10:51.172
13	1	4:44.403	40.665	1:41.165	2:22.573	260.0	1:29:28.645	3	2	4:04.646	38.640	1:33.932	1:52.074	290.8	14:55.818
14	1	6:43.490	1:02.358	3:01.163	2:39.969	114.1	1:36:12.135	4	2	4:02.056	37.790	1:33.037	1:51.229	293.2	18:57.874
15	1	6:34.139	44.855	3:31.024	2:18.260	103.0	1:42:46.274	5	2	4:00.393	37.645	1:32.255	1:50.493	297.2	22:58.267
16	1	4:38.275 B	40.472	1:38.701	2:19.102	222.1	1:47:24.549	6	2	4:31.564 B	1:01.296	1:32.212	1:58.056	294.8	27:29.831
								7	1	6:29.751	2:59.537	1:34.276	1:55.938	290.0	33:59.582
								8	1	4:02.451	38.295	1:32.991	1:51.165	291.6	38:02.033





FIA WEC

Official Test - 91^e Edition des 24 Heures du Mans

Free Practice 1 Test Day

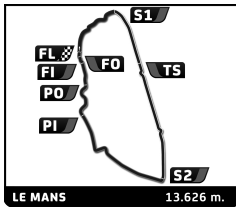


Sector Analysis

Lap under Red Flag Invalidated Lap Personal Best Session Best B Crossing the pit lane

Lap	D	Time	Sector 1	Sector 2	Sector 3	T. Spd	Elapsed	Lap	D	Time	Sector 1	Sector 2	Sector 3	T. Spd	Elapsed	
12	3	10:26.455	7:12.815	1:27.098	1:46.542	307.3	1:02:17.918	72 TF Sport 1. Arnold ROBIN 3. Valentin HASSE-CLOT 2. Maxime ROBIN Aston Martin Vantage AMR LMGT E Am	1	3	8:06.603 B	2:47.358	2:35.754	2:43.491	128.3	8:06.603
13	3	3:46.396	34.818	1:24.528	1:47.050	318.2	1:06:04.314		2	3	16:36.846	...	1:50.529	2:07.678	189.5	24:43.449
14	3	3:41.222	35.077	1:25.730	1:40.415	315.4	1:09:45.536		3	3	5:02.252 B	1:07.149	1:39.719	2:15.384	208.4	29:45.701
15	3	3:50.458 B	34.685	1:24.159	1:51.614	317.2	1:13:35.994		4	3	12:56.544	9:23.610	1:38.185	1:54.749	242.6	42:42.245
16	1	11:10.541	7:53.199	1:28.097	1:49.245	312.7	1:24:46.535		5	3	4:04.245	38.544	1:33.171	1:52.530	291.6	46:46.490
17	1	4:39.484	36.381	1:26.751	2:36.352	313.6	1:29:26.019		6	3	4:02.233	37.875	1:32.246	1:52.112	283.9	50:48.723
18	1	6:43.011	1:02.626	3:00.142	2:40.243	112.2	1:36:09.030		7	3	4:01.807	37.887	1:32.639	1:51.281	296.4	54:50.530
19	1	6:35.737	42.866	3:32.665	2:20.206	86.8	1:42:44.767		8	3	4:00.272	37.842	1:31.912	1:50.518	294.0	58:50.802
20	1	4:19.796	40.184	1:38.922	2:00.690	236.2	1:47:04.563		9	3	4:03.640	38.178	1:32.667	1:52.795	284.7	1:02:54.442
21	1	6:02.117	39.825	2:54.086	2:28.206	138.0	1:53:06.680		10	3	4:09.079 B	38.029	1:32.150	1:58.900	294.8	1:07:03.521
22	1	3:52.381	36.510	1:26.418	1:49.453	315.4	1:56:59.061		11	1	7:45.441	4:12.298	1:36.307	1:56.836	233.7	1:14:48.962
23	1	3:47.410	36.546	1:26.107	1:44.757	315.4	2:00:46.471		12	1	4:07.934	40.258	1:33.375	1:54.301	294.8	1:18:56.896
24	1	3:43.793	35.238	1:25.610	1:42.945	316.3	2:04:30.264		13	1	4:05.344	38.751	1:32.804	1:53.789	294.8	1:23:02.240
25	1	3:48.073	35.344	1:27.356	1:45.376	239.9	2:08:18.337		14	1	4:06.689	38.387	1:33.418	1:54.884	276.0	1:27:08.929
26	1	3:44.440	34.924	1:26.596	1:42.920	316.3	2:12:02.777		15	1	5:51.276 B	1:23.144	1:59.006	2:29.126	210.5	1:33:00.205
27	1	3:51.627 B	34.777	1:25.514	1:51.336	315.4	2:15:54.404		16	2	9:49.871	4:13.750	3:23.942	2:12.179	88.2	1:42:50.076
28	2	9:51.290 B	3:25.062	1:50.353	4:35.875	224.0	2:25:45.694		17	2	4:20.593	40.573	1:39.548	2:00.472	237.8	1:47:10.669
29	2	24:33.447	...	1:34.763	1:50.248	257.6	2:50:19.141		18	2	6:17.004	40.074	2:54.113	2:42.817	148.0	1:53:27.673
30	2	3:51.152	35.807	1:27.936	1:47.409	311.8	2:54:10.293		19	2	4:15.959	41.454	1:35.453	1:59.052	256.4	1:57:43.632
31	2	3:47.333	35.001	1:26.846	1:45.486	315.4	2:57:57.626		20	2	4:06.798	39.780	1:33.780	1:53.238	277.4	2:01:50.430
32	2	7:16.370 B	55.379	3:37.262	2:43.729	80.4	3:05:13.996		21	2	4:04.461	38.884	1:32.200	1:53.377	299.7	2:05:54.891
66 JMW Motorsport Ferrari 488 GTE Evo 1. Thomas NEUBAUER 3. Giacomo PETROBELLI LMGT E Am 2. Louis PRETTE									74 Kessel Racing Ferrari 488 GTE Evo 1. Kei COZZOLINO 3. Naoki YOKOMIZO LMGT E Am 2. Yorikatsu TSUJIKO							
1	1	6:45.259 B	3:01.082	1:40.371	2:03.806	208.8	6:45.259		1	1	7:47.693 B	3:56.277	1:43.225	2:08.191	197.0	7:47.693
2	1	12:50.648	9:26.167	1:32.556	1:51.925	294.0	19:35.907		2	1	5:47.474	2:20.979	1:34.135	1:52.360	263.2	13:35.167
3	1	4:05.924	37.754	1:31.720	1:56.450	293.2	23:41.831		3	1	4:01.030	38.460	1:32.319	1:50.251	283.2	17:36.197
4	1	4:28.880	1:06.637	1:32.033	1:50.210	292.4	28:10.711		4	1	3:57.849	37.133	1:31.355	1:49.361	296.4	21:34.046
5	1	3:59.616	37.205	1:31.689	1:50.722	293.2	32:10.327		5	1	4:02.286	37.868	1:31.026	1:53.392	295.6	25:36.332
6	1	3:58.473	37.231	1:31.417	1:49.825	293.2	36:08.800		6	1	4:34.123 B	1:05.841	1:31.681	1:56.601	294.8	30:10.455
7	1	3:57.552	36.966	1:30.923	1:49.663	298.0	40:06.352		7	3	6:36.298	2:56.294	1:40.524	1:59.480	192.8	36:46.753
8	1	4:12.754 B	37.314	1:31.303	2:04.137	294.0	44:19.106		8	3	4:11.595	39.829	1:34.245	1:57.521	281.0	40:58.348
9	3	11:54.225	8:20.229	1:34.969	1:59.027	291.6	56:13.331		9	3	4:11.460	41.350	1:34.810	1:55.300	286.2	45:09.808
10	3	4:08.188	40.078	1:33.691	1:54.419	293.2	1:00:21.519		10	3	4:10.028	40.532	1:33.373	1:56.123	289.3	49:19.836
11	3	4:05.335	38.882	1:33.102	1:53.351	258.8	1:04:26.854	11	3	4:27.637 B	38.793	1:33.602	2:15.242	286.2	53:47.473	
12	3	4:04.773	38.210	1:32.659	1:53.904	297.2	1:08:31.627	12	2	9:13.919	5:29.556	1:40.659	2:03.704	286.9	1:03:01.392	
13	3	4:05.443	38.325	1:33.477	1:53.641	260.0	1:12:37.070	13	2	4:19.428	41.681	1:36.843	2:00.904	291.6	1:07:20.820	
14	3	4:03.323	37.923	1:32.210	1:53.190	298.0	1:16:40.393	14	2	4:19.950	41.668	1:38.479	1:59.803	290.8	1:11:40.770	
15	3	4:04.105	38.284	1:31.822	1:53.999	298.8	1:20:44.498	15	2	4:18.351	40.576	1:36.932	2:00.843	288.5	1:15:59.121	
16	3	4:02.686	38.137	1:32.241	1:52.308	298.0	1:24:47.184	16	2	4:17.671	42.554	1:36.380	1:58.737	292.4	1:20:16.792	
17	3	4:42.541 B	38.035	1:31.954	2:32.552	298.8	1:29:29.725	17	2	4:17.288	41.466	1:37.227	1:58.595	294.0	1:24:34.080	
18	2	29:50.160	...	1:33.431	1:53.069	280.3	1:59:19.885	18	2	4:53.385	41.115	1:35.473	2:36.797	293.2	1:29:27.465	
19	2	4:00.368	37.755	1:31.873	1:50.740	294.0	2:03:20.253	19	2	6:43.815	1:02.366	3:00.615	2:40.834	119.1	1:36:11.280	
20	2	4:00.565	37.386	1:32.153	1:51.026	298.0	2:07:20.818	20	2	8:22.516	45.019	3:29.800	4:07.697	99.2	1:44:33.796	
21	2	3:59.182	37.909	1:31.174	1:50.099	295.6	2:11:20.000	21	2	8:40.511	1:29.140	4:05.900	3:05.471	77.8	1:53:14.307	
22	2	3:56.623	37.143	1:30.968	1:48.512	294.0	2:15:16.623									
23	2	3:57.773	37.224	1:30.988	1:49.561	296.4	2:19:14.396									
24	2	7:41.842 B	36.845	2:35.201	4:29.796	296.4	2:26:56.238									
25	3	23:59.914	...	1:33.595	1:53.916	291.6	2:50:56.152									
26	3	4:01.608	38.122	1:32.009	1:51.477	298.8	2:54:57.760									
27	3	5:03.207 B	38.405	1:32.565	2:52.237	296.4	3:00:00.967									





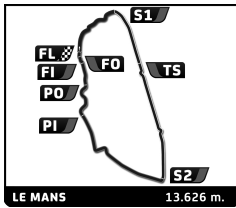
FIA WEC
Official Test - 91^e Edition des 24 Heures du Mans
Free Practice 1 Test Day



Sector Analysis

Lap under Red Flag Invalidated Lap Personal Best Session Best B Crossing the pit lane

Lap	D	Time	Sector 1	Sector 2	Sector 3	T. Spd	Elapsed	Lap	D	Time	Sector 1	Sector 2	Sector 3	T. Spd	Elapsed
22	2	4:36.285	B	44.216	1:40.821	2:11.248	253.9	1:57:50.592							
23	2	6:00.943		2:23.855	1:37.662	1:59.426	293.2	2:03:51.535							
24	2	4:15.121		41.995	1:35.248	1:57.878	294.0	2:08:06.656							
25	2	4:11.764		40.151	1:34.897	1:56.716	294.8	2:12:18.420							
26	2	4:10.673		39.769	1:34.135	1:56.769	292.4	2:16:29.093							
27	2	4:22.043	B	41.264	1:33.699	2:07.080	293.2	2:20:51.136							
28	3	3:17.447		...	1:40.865	1:57.206	238.8	2:51:08.583							
29	3	4:10.480		38.890	1:34.753	1:56.837	273.9	2:55:19.063							
30	3	5:42.170	B	38.642	1:33.968	3:29.560	295.6	3:01:01.233							
75															
Porsche Penske Motorsport Porsche 963 HYPERCAR H															
1.Felipe NASR 3.Nicholas TANDY															
2.Mathieu JAMINET 4.Matt CAMPBELL															
1	2	6:42.073	B	3:13.374	1:32.111	1:56.588	203.7	6:42.073							
2	2	15:04.786		...	1:26.295	1:44.155	278.8	21:46.859							
3	2	3:42.231		35.645	1:23.146	1:43.440	318.2	25:29.090							
4	2	4:08.618		1:04.146	1:23.646	1:40.826	324.9	29:37.708							
5	2	3:50.007	B	33.950	1:22.654	1:53.403	325.8	33:27.715							
6	2	16:15.082		...	1:25.684	1:44.017	255.7	49:42.797							
7	2	3:49.890	B	35.537	1:23.706	1:50.647	318.2	53:32.687							
8	2	13:32.276		...	1:24.102	1:43.259	273.2	1:07:04.963							
9	2	3:38.922		34.344	1:22.564	1:42.014	327.8	1:10:43.885							
10	2	3:46.095	B	33.845	1:22.640	1:49.610	330.8	1:14:29.980							
11	2	38:27.948		...	3:55.018	2:40.704	90.2	1:52:57.928							
12	2	3:52.191	B	34.740	1:22.146	1:55.305	328.8	1:56:50.119							
13	2	52:48.063	B	...	1:26.076	1:52.761	260.0	2:49:38.182							
14	2	15:19.254	B	9:00.097	3:45.373	2:33.784	80.6	3:04:57.436							
77															
Dempsey - Proton Racing Porsche 911 RSR - 19 LMGTE Am															
1.Christian RIED 3.Julien ANDLAUER															
2.Mikkel PEDERSEN															
1	1	6:19.945		1:45.368	2:07.999	2:26.578	188.8	6:19.945							
2	1	4:26.535		42.952	1:42.196	2:01.387	254.5	10:46.480							
3	1	4:32.540	B	39.515	1:35.889	2:17.136	262.6	15:19.020							
4	1	15:40.809		...	2:00.362	2:10.685	163.4	30:59.829							
5	1	4:08.206		39.832	1:33.944	1:54.430	288.5	35:08.035							
6	1	4:22.998	B	38.495	1:32.716	2:11.787	294.0	39:31.033							
7	3	13:21.657		9:53.937	1:33.784	1:53.936	293.2	52:52.690							
8	3	4:03.645		38.497	1:32.916	1:52.232	294.8	56:56.335							
9	3	4:07.444	B	38.080	1:32.156	1:57.208	294.8	1:01:03.779							
10	3	16:28.363	B	...	1:34.637	1:57.874	263.9	1:17:32.142							
11	3	8:34.940	B	5:05.811	1:32.565	1:56.564	294.0	1:26:07.082							
12	2	16:42.226		...	3:25.731	2:12.307	89.6	1:42:49.308							
13	2	4:20.864		40.429	1:39.738	2:00.697	251.0	1:47:10.172							
14	2	6:16.700		39.780	2:53.878	2:43.042	151.3	1:53:26.872							
15	2	4:06.081		41.229	1:32.777	1:52.075	298.0	1:57:32.953							
16	2	4:07.554	B	38.047	1:32.526	1:56.981	298.0	2:01:40.507							
17	2	12:53.470		9:29.102	1:33.319	1:51.049	294.0	2:14:33.977							
18	2	4:00.621		38.019	1:31.760	1:50.842	297.2	2:18:34.598							
19	2	6:43.433	B	38.718	1:32.537	4:32.178	294.8	2:25:18.031							
20	1	25:25.854		...	1:36.702	1:56.137	235.2	2:50:43.885							
21	1	4:05.469		38.463	1:33.991	1:53.015	287.7	2:54:49.354							
22	1	4:59.370	B	38.790	1:33.256	2:47.324	294.8	2:59:48.724							
80															
AF Corse Oreca 07 - Gibson LMP2 P/A															
1.François PERRODO 3.Norman NATO															
2.Ben BARNICOAT															
1	2	4:42.845	B	57.218	1:40.892	2:04.735	197.0	4:42.845							
2	2	6:26.673		3:01.600	1:33.990	1:51.083	247.0	11:09.518							
3	2	3:52.556		36.179	1:30.107	1:46.270	264.5	15:02.074							
4	2	3:44.487		35.049	1:26.306	1:43.132	310.9	18:46.561							
5	2	4:08.435	B	34.813	1:26.555	2:07.067	310.9	22:54.996							
6	2	23:29.442	B	...	1:33.139	1:56.757	232.1	46:24.438							
7	2	5:02.124		1:53.318	1:27.002	1:41.804	308.2	51:26.562							
8	2	3:41.112		34.355	1:24.773	1:41.984	315.4	55:07.674							
9	2	3:44.950		35.641	1:26.717	1:42.592	315.4	58:52.624							
10	2	3:47.217		34.821	1:26.014	1:46.382	314.5	1:02:39.841							
11	2	3:39.564		34.397	1:24.846	1:40.321	316.3	1:06:19.405							
12	2	3:44.971		34.442	1:24.488	1:46.041	314.5	1:10:04.376							
13	2	3:39.499		34.408	1:24.616	1:40.475	313.6	1:13:43.875							
14	2	3:50.017	B	34.618	1:25.060	1:50.339	315.4	1:17:33.892							
15	1	15:15.779		...	2:05.079	2:58.279	183.7	1:32:49.671							
16	1	5:07.078		1:02.432	2:09.120	1:55.526	161.2	1:37:56.749							
17	1	6:46.570		38.986	2:10.529	3:57.055	236.2	1:44:43.319							
18	1	8:15.528		1:26.751	4:09.761	2:39.016	70.2	1:52:58.847							
19	1	3:54.766		37.148	1:29.524	1:48.094	310.0	1:56:53.613							
20	1	3:54.903		36.750	1:30.811	1:47.342	293.2	2:00:48.516							
21	1	3:49.243		35.704	1:27.430	1:46.109	312.7	2:04:37.759							
22	1	3:48.224		36.044	1:27.229	1:44.951	311.8	2:08:25.983							
23	1	3:49.087		35.570	1:26.694	1:46.826	311.8	2:12:15.070							
24	1	3:46.161		35.371	1:26.576	1:44.214	310.9	2:16:01.231							
25	1	3:56.067	B	36.678	1:26.476	1:52.913	310.9	2:19:57.298							
26	2	29:56.034		...	1:29.420	1:47.347	281.7	2:49:53.332							
27	2	3:51.003	B	34.575	1:25.430	1:50.998	315.4	2:53:44.335							
83															
Richard Mille AF Corse Ferrari 488 GTE Evo LMGTE Am															
1.Luis PEREZ COMPANC 3.Lilou WADOUX															
2.Alessio ROVERA															
1	2	14:06.971	B	...	1:38.421	2:08.334	242.0	14:06.971							
2	2	6:01.215		2:30.538	1:33.114	1:57.563	283.9	20:08.186							
3	2	4:03.447		37.659	1:32.877	1:52.911	291.6	24:11.633							
4	2	4:37.623		1:13.896	1:32.327	1:51.400	293.2	28:49.256							
5	2	3:58.364		37.369	1:31.128	1:49.867	297.2	32:47.620							
6	2	4:07.974	B	37.979	1:30.986	1:59.009	298.0	36:55.594							
7	1	7:30.855		4:00.820	1:35.437	1:54.598	290.0	44:26.449							
8	1	4:03.760		38.299	1:32.580	1:52.881	298.0	48:30.209							
9	1	4:03.022		37.961	1:32.654	1:52.407	294.8	52:33.231							
10	1	4:02.628		37.609	1:32.774	1:52.245	294.8	56:35.859							
11	1	4:02.093		38.778	1:32.181	1:51.134	299.7	1:00:37.952							
12	1	4:01.776		37.941	1:32.191	1:51.644	296.4	1:04:39.728							
13	1	4:02.504		37.932	1:32.338	1:52.234	296.4	1:08:42.232							
14	1	4:03.452		37.580	1:34.330	1:51.542	295.6	1:12:45.684							
15	1	4:10.246	B	37.873	1:32.712	1:59.661	292.4	1:16:55.930							
16	3	42:27.374		...	1:33.657	1:53.976	291.6	1:59:23.304							
17	3	4:03.638		38.024	1:32.518	1:53.096	296.4	2:03:26.942							
18	3	4:02.467		38.756	1:32.125	1:51.586									



FIA WEC

Official Test - 91^e Edition des 24 Heures du Mans

Free Practice 1 Test Day



Sector Analysis

Lap under Red Flag Invalidated Lap Personal Best Session Best B Crossing the pit lane

Lap	D	Time	Sector 1	Sector 2	Sector 3	T. Spd	Elapsed	Lap	D	Time	Sector 1	Sector 2	Sector 3	T. Spd	Elapsed
-----	---	------	----------	----------	----------	--------	---------	-----	---	------	----------	----------	----------	--------	---------

21	3	3:59.887	37.928	1:31.728	1:50.231	296.4	2:19:32.116	17	1	11:13.906	7:03.583	2:09.807	2:00.516	167.5	1:38:17.036
22	3	7:54.519 B	37.568	3:12.212	4:04.739	294.0	2:27:26.635	18	1	6:38.263	40.591	1:59.953	3:57.719	290.8	1:44:55.299
23	3	23:43.957	...	1:33.200	1:52.800	293.2	2:51:10.592	19	1	8:34.732 B	1:25.355	4:13.357	2:56.020	80.0	1:53:30.031
24	3	3:59.277	37.730	1:31.360	1:50.187	297.2	2:55:09.869	20	1	5:35.839	1:59.999	1:36.305	1:59.535	270.4	1:59:05.870
25	3	5:22.657 B	37.675	1:31.202	3:13.780	297.2	3:00:32.526	21	1	4:08.302	39.257	1:34.213	1:54.832	294.8	2:03:14.172

85 **Iron Dames** Porsche 911 RSR - 19
 1. Sarah BOVY 3. Rahel FREY LMGTE Am
 2. Michelle GATTING

1	3	10:32.404 B	6:25.408	1:53.658	2:13.338	212.5	10:32.404
2	3	8:54.851	5:19.306	1:40.422	1:55.123	246.4	19:27.255
3	3	4:08.122	38.593	1:33.005	1:56.524	280.3	23:35.377
4	3	4:40.191 B	1:06.410	1:32.268	2:01.513	297.2	28:15.568
5	3	13:16.885	9:37.402	1:43.315	1:56.168	221.2	41:32.453
6	3	4:02.619	38.428	1:32.299	1:51.892	289.3	45:35.072
7	3	4:11.771 B	37.720	1:31.583	2:02.468	295.6	49:46.843
8	3	12:47.963	9:18.775	1:35.037	1:54.151	286.2	1:02:34.806
9	3	4:02.346	38.297	1:32.359	1:51.690	258.8	1:06:37.152
10	3	4:01.106	38.177	1:32.234	1:50.695	269.8	1:10:38.258
11	3	4:12.677 B	38.221	1:32.875	2:01.581	272.5	1:14:50.935
12	1	8:09.958	4:34.289	1:39.357	1:56.312	230.2	1:23:00.893
13	1	4:07.294	38.968	1:33.690	1:54.636	297.2	1:27:08.187
14	1	5:46.336	1:22.978	1:58.401	2:24.957	208.4	1:32:54.523
15	1	5:05.797	1:00.810	2:08.874	1:56.113	165.7	1:38:00.320
16	1	6:46.627 B	39.388	2:10.359	3:56.880	216.4	1:44:46.947
17	1	13:10.877	9:34.681	1:37.324	1:58.872	262.6	1:57:57.824
18	1	4:07.365	39.132	1:34.359	1:53.874	290.0	2:02:05.189
19	1	4:14.022	40.888	1:34.847	1:58.287	281.0	2:06:19.211
20	1	4:05.312	40.226	1:33.164	1:51.922	296.4	2:10:24.523
21	1	4:01.921	38.407	1:32.172	1:51.342	296.4	2:14:26.444
22	1	4:01.217	38.204	1:32.317	1:50.696	298.0	2:18:27.661
23	1	6:41.163 B	37.804	1:31.913	4:31.446	294.8	2:25:08.824
24	2	25:34.350	...	1:37.406	1:55.899	248.7	2:50:43.174
25	2	4:04.953	38.631	1:33.696	1:52.626	290.0	2:54:48.127
26	2	4:53.298 B	38.319	1:32.717	2:42.262	280.3	2:59:41.425

86 **GR Racing** Porsche 911 RSR - 19
 1. Michael WAINWRIGHT 3. Riccardo PERA LMGTE Am
 2. Benjamin BARKER

1	2	5:22.599 B	1:40.539	1:38.326	2:03.734	212.1	5:22.599
2	2	12:19.516	8:52.101	1:34.188	1:53.227	279.5	17:42.115
3	2	4:01.376	38.217	1:32.138	1:51.021	294.8	21:43.491
4	2	4:09.504 B	38.496	1:32.169	1:58.839	297.2	25:52.995
5	2	7:00.311	3:33.925	1:33.594	1:52.792	278.1	32:53.306
6	2	4:03.258	38.272	1:32.391	1:52.595	294.8	36:56.564
7	2	4:11.535 B	38.758	1:32.766	2:00.011	294.0	41:08.099
8	2	6:33.616	3:08.433	1:33.483	1:51.700	289.3	47:41.715
9	2	4:01.557	38.021	1:32.351	1:51.185	295.6	51:43.272
10	2	4:10.617 B	38.272	1:34.085	1:58.260	296.4	55:53.889
11	1	10:00.608	6:24.589	1:37.072	1:58.947	276.7	1:05:54.497
12	1	4:12.992	39.978	1:35.451	1:57.563	269.8	1:10:07.489
13	1	4:09.977	40.100	1:34.674	1:55.203	290.0	1:14:17.466
14	1	4:10.992	39.799	1:34.464	1:56.729	293.2	1:18:28.458
15	1	4:12.388	40.186	1:35.197	1:57.005	293.2	1:22:40.846
16	1	4:22.284 B	40.307	1:37.203	2:04.774	296.4	1:27:03.130

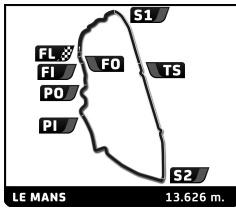
88 **Proton Competition** Porsche 911 RSR - 19
 1. Harry TINCKNELL 3. Jonas RIED LMGTE Am
 2. Donald YOUNT

1	1	8:22.934 B	3:23.213	2:26.646	2:33.075	143.3	8:22.934
2	1	10:57.074	...	1:36.373	1:52.706	257.6	1:19:20.008
3	1	3:59.731	37.846	1:31.793	1:50.092	294.0	1:23:19.739
4	1	4:07.317	37.195	1:31.323	1:58.799	295.6	1:27:27.056
5	1	7:34.955 B	1:08.428	3:11.916	3:14.611	115.2	1:35:02.011
6	2	18:22.148	...	4:09.347	2:48.473	99.1	1:53:24.159
7	2	4:23.008	43.555	1:38.663	2:00.790	263.2	1:57:47.167
8	2	4:15.377	40.740	1:35.754	1:58.883	294.0	2:02:02.544
9	2	4:16.388	41.039	1:36.694	1:58.655	250.4	2:06:18.932
10	2	4:14.549	40.299	1:36.420	1:57.830	261.3	2:10:33.481
11	2	4:16.002	40.446	1:35.794	1:59.762	292.4	2:14:49.483
12	2	4:14.809	40.749	1:36.023	1:58.037	284.7	2:19:04.292
13	2	7:34.189 B	40.588	2:24.713	4:28.888	287.7	2:26:38.481

93 **Peugeot TotalEnergies** Peugeot 9X8 HYPERCAR H
 1. Paul DI RESTA 3. Jean-Éric VERGNE
 2. Mikkel JENSEN 4. Stoffel VANDORNE

1	2	6:30.760	3:15.864	1:27.981	1:46.915	260.7	6:30.760
2	2	3:38.815	34.329	1:22.846	1:41.640	324.9	10:09.575
3	2	3:33.280	33.531	1:21.491	1:38.258	330.8	13:42.855
4	2	3:33.604	33.951	1:21.640	1:38.013	328.8	17:16.459
5	2	3:39.462 B	33.466	1:21.419	1:44.577	323.9	20:55.921
6	2	19:30.983	...	1:25.191	1:39.470	300.5	40:26.904
7	2	3:34.723	33.480	1:22.065	1:39.178	327.8	44:01.627
8	2	3:33.017	33.238	1:21.265	1:38.514	325.8	47:34.644
9	2	3:32.764	33.426	1:21.502	1:37.836	327.8	51:07.408
10	2	3:43.892 B	34.625	1:21.935	1:47.332	326.8	54:51.300
11	1	5:37.331	2:30.729	1:24.022	1:42.580	322.9	1:00:28.631
12	1	3:35.972	34.039	1:21.902	1:40.031	324.9	1:04:04.603
13	1	3:39.819	33.430	1:21.647	1:44.742	329.8	1:07:44.422
14	1	3:39.025	33.417	1:21.468	1:44.140	326.8	1:11:23.447
15	1	3:44.602 B	33.595	1:22.341	1:48.666	326.8	1:15:08.049
16	1	10:43.904	7:41.544	1:22.572	1:39.188	324.9	1:25:51.353
17	1	7:33.355 B	34.268	2:26.353	4:33.334	326.8	1:33:25.308
18	1	25:37.422	...	1:24.275	1:42.135	322.9	1:59:02.730
19	1	3:37.666	33.662	1:23.202	1:40.802	325.8	2:02:40.396
20	1	3:36.728	34.079	1:21.972	1:40.677	326.8	2:06:17.124





FIA WEC

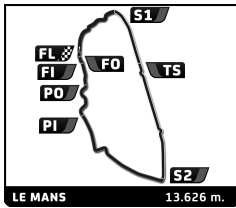
Official Test - 91^e Edition des 24 Heures du Mans

Free Practice 1 Test Day



Sector Analysis

Lap under Red Flag								Invalidated Lap		Personal Best		Session Best		B Crossing the pit lane	
Lap	D	Time	Sector 1	Sector 2	Sector 3	T. Spd	Elapsed	Lap	D	Time	Sector 1	Sector 2	Sector 3	T. Spd	Elapsed
94 Peugeot TotalEnergies								Peugeot 9X8 HYPERCAR H							
1. Loic DUVAL								3. Nico MÜLLER							
2. Gustavo MENEZES															
1	1	4:19.724	55.776	1:33.383	1:50.565	236.7	4:19.724								
2	1	3:40.521	34.819	1:23.727	1:41.975	321.0	8:00.245								
3	1	3:37.735	35.191	1:22.850	1:39.694	326.8	11:37.980								
4	1	3:34.569	33.538	1:22.437	1:38.594	320.1	15:12.549								
5	1	3:36.883	34.139	1:22.432	1:40.312	322.9	18:49.432								
6	1	3:44.233 B	34.249	1:22.235	1:47.749	328.8	22:33.665								
7	2	6:27.602	3:21.144	1:24.529	1:41.929	308.2	29:01.267								
8	2	3:36.267	34.138	1:22.789	1:39.340	329.8	32:37.534								
9	2	3:35.076	33.712	1:22.623	1:38.741	326.8	36:12.610								
10	2	3:35.289	33.564	1:22.257	1:39.468	326.8	39:47.899								
11	2	3:41.458 B	33.571	1:22.244	1:45.643	327.8	43:29.357								
12	2	9:26.011	6:23.388	1:23.397	1:39.226	326.8	52:55.368								
13	2	3:36.237	33.868	1:22.623	1:39.746	321.0	56:31.605								
14	2	3:34.234	33.687	1:22.194	1:38.353		1:00:05.839								
15	2	3:36.016	33.914	1:22.195	1:39.907	323.9	1:03:41.855								
16	2	3:43.841 B	33.729	1:21.582	1:48.530	327.8	1:07:25.696								
17	2	12:38.432	9:35.480	1:23.105	1:39.847	321.0	1:20:04.128								
18	2	3:36.337	34.103	1:23.530	1:38.704	322.9	1:23:40.465								
19	2	3:47.753	33.846	1:22.363	1:51.544	327.8	1:27:28.218								
20	2	7:33.120	1:07.972	3:11.983	3:13.165	119.4	1:35:01.338								
21	2	9:28.560	1:02.579	4:03.785	4:22.196	89.7	1:44:29.898								
22	2	8:24.290 B	1:29.909	4:02.719	2:51.662	82.7	1:52:54.188								
23	2	16:17.287	...	1:22.452	1:40.722	326.8	2:09:11.475								
24	2	3:32.690	33.434	1:21.289	1:37.967	327.8	2:12:44.165								
25	2	3:38.931	33.362	1:24.054	1:41.515	325.8	2:16:23.096								
26	2	3:32.827	33.317	1:21.522	1:37.988	329.8	2:19:55.923								
27	2	7:43.171 B	34.007	3:43.358	3:25.806	80.4	2:27:39.094								
28	2	21:59.647	...	1:24.107	1:39.315	318.2	2:49:38.741								
29	2	3:31.189	33.247	1:20.990	1:36.952	332.9	2:53:09.930								
30	2	3:31.346	33.309	1:21.071	1:36.966	324.9	2:56:41.276								
31	2	5:14.630 B	33.478	2:10.015	2:31.137	329.8	3:01:55.906								
98 Northwest AMR								Aston Martin Vantage AMR							
1. Ian JAMES								3. Alex RIBERAS							
2. Daniel MANCINELLI								LMGTE Am							
1	3	6:30.854 B	1:54.693	2:01.918	2:34.243	124.3	6:30.854								
2	3	12:12.889 B	7:54.266	1:59.110	2:19.513	102.2	18:43.743								
3	3	9:38.093	6:10.486	1:34.003	1:53.604	293.2	28:21.836								
4	3	4:00.933	38.167	1:31.996	1:50.770	293.2	32:22.769								
5	3	4:00.420	37.412	1:32.846	1:50.162	294.8	36:23.189								
6	3	3:59.258	37.871	1:31.268	1:50.119	296.4	40:22.447								
7	3	4:07.046 B	37.418	1:31.739	1:57.889	299.7	44:29.493								
8	1	8:58.979	5:20.150	1:37.602	2:01.227	283.2	53:28.472								
9	1	4:15.111	41.492	1:36.169	1:57.450	276.0	57:43.583								
10	1	4:11.976	40.085	1:35.979	1:55.912	259.4	1:01:55.559								
11	1	4:10.245	39.968	1:34.371	1:55.906	293.2	1:06:05.804								
12	1	4:09.042	39.709	1:34.178	1:55.155	294.8	1:10:14.846								
13	1	4:10.992	40.050	1:35.700	1:55.242	275.3	1:14:25.838								
14	1	4:16.280 B	39.009	1:33.781	2:03.490	294.0	1:18:42.118								
15	2	7:04.959	3:33.935	1:35.030	1:55.994	292.4	1:25:47.077								
100 Walkenhorst Motorsport								Ferrari 488 GTE Evo LMGTE Am							
1. Chandler HULL								3. Jeffrey SEGAL							
2. Andrew HARYANTO															
1	3	8:01.613 B	3:48.439	1:57.639	2:15.535	169.6	8:01.613								
2	3	6:10.276	2:34.250	1:37.797	1:58.229	222.1	14:11.889								
3	3	4:16.070	39.917	1:37.316	1:58.837	238.3	18:27.959								
4	3	4:52.860 B	39.866	1:36.369	2:36.625	255.1	23:20.819								
5	3	8:12.785	4:44.838	1:34.537	1:53.410	276.0	31:33.604								
6	3	4:10.085 B	38.804	1:33.483	1:57.798	294.0	35:43.689								
7	3	14:01.339 B	...	1:39.543	2:08.367	224.4	49:45.028								
8	3	6:06.994	2:33.531	1:38.974	1:54.489	189.1	55:52.022								
9	3	4:08.459	37.857	1:36.292	1:54.310	226.3	1:00:00.481								
10	3	4:13.928 B	38.974	1:35.019	1:59.935	245.3	1:04:14.409								
11	3	5:53.221	2:21.566	1:36.171	1:55.484	243.1	1:10:07.630								
12	3	4:03.806	38.385	1:34.099	1:51.322	294.0	1:14:11.436								
13	3	4:05.445 B	37.538	1:31.535	1:56.372	294.8	1:18:16.881								
14	1	40:10.009	...	1:42.923	2:05.649	291.6	1:58:26.890								
15	1	4:22.883	41.436	1:37.939	2:03.508	286.9	2:02:49.773								
16	1	4:20.288	41.545	1:36.841	2:01.902	289.3	2:07:10.061								
17	1	4:20.091	40.704	1:38.096	2:01.291	260.0	2:11:30.152								
18	1	4:27.331 B	41.407	1:36.927	2:08.997	283.9	2:15:57.483								
19	2	35:01.091	...	1:35.742	1:58.462	292.4	2:50:58.574								
20	2	4:16.979	41.620	1:37.882	1:57.477	293.2	2:55:15.553								
21	2	5:40.643 B	39.557	1:34.196	3:26.890	261.3	3:00:56.196								
311 Action Express Racing								Cadillac V-Series.R HYPERCAR H							
1. Luis Felipe DERANI								3. Jack AITKEN							
2. Alexander SIMS															
1	2	5:51.398 B	2:28.375	1:26.796	1:56.227	283.2	5:51.398								
2	2	34:55.592	...	1:25.193	1:44.824	310.0	40:46.990								
3	2	3:39.639	35.240	1:22.880	1:41.519	323.9	44:26.629								
4	2	3:36.167	33.995	1:22.951	1:39.221	323.9	48:02.796								
5	2	3:35.860	33.531	1:21.955	1:40.374	322.9	51:38.656								
6	2	3:35.733	33.559	1:22.740	1:39.434	324.9	55:14.389								
7	2	3:36.963	33.756	1:23.774	1:39.433	320.1	58:51.352								
8	2	3:34.405	33.751	1:22.101	1:38.553	325.8	1:02:25.757								
9	2	4:14.780 B	34.227	1:21.538	2:19.015	324.9	1:06:40.537								
10	1	53:22.268	...	1:25.464	1:45.317	294.0	2:00:02.805								
11	1	3:35.383	34.120	1:21.760	1:39.503	327.8	2:03:38.188								
12	1	3:43.564	36.341	1:25.087	1:42.136	268.4	2:07:21.752								



FIA WEC

Official Test - 91^e Edition des 24 Heures du Mans

Free Practice 1 Test Day

Sector Analysis



Lap under Red Flag Invalidated Lap Personal Best Session Best B Crossing the pit lane

Lap	D	Time	Sector 1	Sector 2	Sector 3	T. Spd	Elapsed	Lap	D	Time	Sector 1	Sector 2	Sector 3	T. Spd	Elapsed
5	3	3:58.381	37.449	1:31.156	1:49.776	298.8	53:46.847								
6	3	4:06.857	B	37.632	1:31.944	1:57.281	298.0	57:53.704							
7	1	8:05.322		4:26.824	1:37.116	2:01.382	282.5	1:05:59.026							
8	1	4:14.896		40.785	1:36.028	1:58.083	273.2	1:10:13.922							
9	1	4:18.440		40.219	1:37.920	2:00.301	282.5	1:14:32.362							
10	1	4:20.002	B	40.591	1:35.104	2:04.307	260.7	1:18:52.364							
11	1	5:36.077		2:02.475	1:36.137	1:57.465	294.0	1:24:28.441							
12	1	4:55.365		39.870	1:34.828	2:40.667	292.4	1:29:23.806							
13	1	6:43.096		1:03.202	2:58.801	2:41.093	104.5	1:36:06.902							
14	1	6:35.210		43.559	3:31.779	2:19.872	79.9	1:42:42.112							
15	1	4:19.788		41.742	1:37.636	2:00.410	253.9	1:47:01.900							
16	1	6:23.534		40.841	2:57.957	2:44.736	139.4	1:53:25.434							
17	1	6:40.050	B	42.830	1:38.858	4:18.362	247.6	2:00:05.484							
18	2	12:05.890		8:40.577	1:33.061	1:52.252	294.8	2:12:11.374							
19	2	4:00.215		37.793	1:31.578	1:50.944	296.4	2:16:11.689							
20	2	4:01.338		37.736	1:32.105	1:51.497	296.4	2:20:13.027							
21	2	7:37.734	B	43.480	4:19.706	2:34.548	80.2	2:27:50.761							
22	2	22:49.237		...	1:33.889	1:55.493	267.8	2:50:39.998							
23	2	4:00.939		38.376	1:31.609	1:50.954	295.6	2:54:40.937							
24	2	4:32.009	B	37.439	1:31.224	2:23.346	297.2	2:59:12.946							

923 Racing Team Turkey Oreca 07 - Gibson
 1.Salih YOLUC 3.Dries VANTHOOR LMP2 P/A
 2.Tom GAMBLE

1	2	4:37.548	B	1:00.016	1:34.167	2:03.365	220.3	4:37.548							
2	2	9:47.806		6:35.819	1:27.818	1:44.169	308.2	14:25.354							
3	2	3:43.491		34.929	1:26.148	1:42.414	312.7	18:08.845							
4	2	3:41.682		34.401	1:25.322	1:41.959	315.4	21:50.527							
5	2	3:44.208		35.592	1:25.125	1:43.491	314.5	25:34.735							
6	2	4:20.438	B	1:03.408	1:25.155	1:51.875	312.7	29:55.173							
7	1	11:06.748		7:43.082	1:31.974	1:51.692	294.0	41:01.921							
8	1	3:53.534		37.164	1:27.354	1:49.016	310.9	44:55.455							
9	1	3:46.634		35.692	1:26.385	1:44.557	310.9	48:42.089							
10	1	3:45.953		35.242	1:26.612	1:44.099	311.8	52:28.042							
11	1	4:12.207		35.302	1:26.127	2:10.778	311.8	56:40.249							
12	1	3:59.367	B	35.515	1:28.170	1:55.682	311.8	1:00:39.616							
13	3	5:29.628		2:21.543	1:26.035	1:42.050	312.7	1:06:09.244							
14	3	3:43.407		35.785	1:25.525	1:42.097	312.7	1:09:52.651							
15	3	3:39.538		34.552	1:24.492	1:40.494	314.5	1:13:32.189							
16	3	3:47.605	B	34.052	1:26.242	1:47.311	314.5	1:17:19.794							
17	2	41:44.262		...	1:35.988	1:51.190	175.9	1:59:04.056							
18	2	3:49.670		37.529	1:29.012	1:43.129	264.5	2:02:53.726							
19	2	3:55.704	B	36.852	1:25.537	1:53.315	312.7	2:06:49.430							
20	1	13:52.818		...	1:29.479	1:48.860	308.2	2:20:42.248							
21	1	8:00.843	B	1:21.409	4:16.950	2:22.484	82.0	2:28:43.091							
22	1	21:24.162		...	1:32.472	1:50.209	244.2	2:50:07.253							
23	1	3:50.397		36.632	1:28.607	1:45.158	291.6	2:53:57.650							
24	1	3:44.889		35.164	1:26.173	1:43.552	311.8	2:57:42.539							
25	1	7:13.272	B	42.654	3:56.563	2:34.055	82.2	3:04:55.811							

