

FIA WEC

Official Test - 91^e Edition des 24 Heures du Mans

Free Practice 2 Test Day

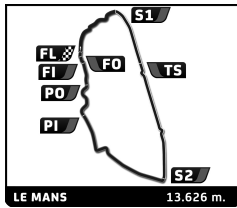


Sector Analysis

Lap under Red Flag Invalidated Lap Personal Best Session Best B Crossing the pit lane

Lap	D	Time	Sector 1	Sector 2	Sector 3	T. Spd	Elapsed	Lap	D	Time	Sector 1	Sector 2	Sector 3	T. Spd	Elapsed
32	1	3:43.644	B 34.146	1:21.050	1:48.448	327.8	2:34:11.775	8	3	3:40.496	B 33.728	1:21.994	1:44.774	325.8	31:49:50.8
33	1	6:43.151	3:38.131	1:21.361	1:43.659	326.8	2:40:54.926	9	3	4:39.814	1:40.741	1:21.375	1:37.698	328.8	36:29:32.2
34	1	4:38.096	1:04.894	1:25.618	2:07.584	327.8	2:45:33.022	10	3	3:32.173	32.833	1:20.350	1:38.990	333.9	40:01:49.5
35	1	5:28.325	1:07.624	2:39.153	1:41.548	80.1	2:51:01.347	11	3	3:29.906	33.070	1:20.387	1:36.449	331.8	43:31:40.1
36	1	3:32.334	33.337	1:21.046	1:37.951	330.8	2:54:33.681	12	3	3:31.782	34.275	1:20.997	1:36.510	332.9	47:03:18.3
37	1	3:32.775	33.561	1:21.719	1:37.495	330.8	2:58:06.456	13	3	3:31.660	33.468	1:20.226	1:37.966	332.9	50:34:84.3
38	1	3:31.453	33.387	1:20.958	1:37.108	327.8	3:01:37.909	14	3	3:29.274	32.709	1:20.356	1:36.209	332.9	54:04:11.7
5 Porsche Penske Motorsport Porsche 963 HYPERCAR H 1.Dane CAMERON 3.Frédéric MAKOWIECKI 2.Michael CHRISTENSEN								15 3 3:30.402 33.290 1:20.538 1:36.574 334.9 57:34.519							
1	2	3:51.502	44.627	1:25.464	1:41.411	298.0	3:51.502	16	3	3:37.996	B 32.758	1:20.735	1:44.503	336.0	1:01:12.515
2	2	3:34.180	33.886	1:21.726	1:38.568	323.9	7:25.682	17	1	12:28.390	9:26.639	1:21.978	1:39.773	329.8	1:13:40.905
3	2	3:33.064	33.508	1:21.596	1:37.960	312.7	10:58.746	18	1	3:34.612	33.526	1:21.189	1:39.897	331.8	1:17:15.517
4	2	3:33.829	35.001	1:21.072	1:37.756	327.8	14:32.575	19	1	3:34.326	33.678	1:21.105	1:39.543	329.8	1:20:49.843
5	2	3:33.339	33.184	1:21.509	1:38.646	320.1	18:05.914	20	1	4:23.616	33.512	2:06.316	1:43.788	330.8	1:25:13.459
6	2	3:40.068	B 33.457	1:22.503	1:44.108	317.2	21:45.982	21	1	3:36.217	35.416	1:22.996	1:37.805	322.9	1:28:49.676
7	2	16:15.597	...	1:21.811	1:37.628	324.9	38:01.579	22	1	3:36.619	B 33.288	1:20.630	1:42.701	330.8	1:32:26.295
8	2	3:33.318	33.965	1:21.211	1:38.142	330.8	41:34.897	23	1	19:36.939	...	3:07.055	2:27.748	110.1	1:52:03.234
9	2	3:34.482	33.218	1:21.190	1:40.074	325.8	45:09.379	24	1	6:15.741	40.356	3:27.697	2:07.688	124.5	1:58:18.975
10	2	3:30.765	33.028	1:20.828	1:36.909	326.8	48:40.144	25	1	4:01.819	37.494	1:33.783	1:50.542	255.7	2:02:20.794
11	2	3:33.379	34.975	1:21.119	1:37.285	326.8	52:13.523	26	1	5:50.686	38.588	3:02.399	2:09.699	141.0	2:08:11.480
12	2	3:38.478	B 34.620	1:20.733	1:43.125	329.8	55:52.001	27	1	3:37.699	33.218	1:27.675	1:36.806	334.9	2:11:49.179
13	3	9:34.371	5:49.923	2:01.968	1:42.480	296.4	1:05:26.372	28	1	3:32.256	33.070	1:20.412	1:38.774	336.0	2:15:21.435
14	3	3:35.969	33.785	1:22.427	1:39.757	320.1	1:09:02.341	29	1	3:44.947	B 38.409	1:20.545	1:45.993	333.9	2:19:06.382
15	3	3:36.309	33.730	1:21.411	1:41.168	324.9	1:12:38.650	30	1	14:41.290	...	1:21.554	1:38.188	317.2	2:33:47.672
16	3	3:32.346	33.442	1:21.033	1:37.871	326.8	1:16:10.996	31	1	3:31.536	33.850	1:21.005	1:36.681	331.8	2:37:19.208
17	3	3:33.354	34.045	1:21.122	1:38.187	325.8	1:19:44.350	32	1	3:45.255	B 33.871	1:20.408	1:50.976	331.8	2:41:04.463
18	3	4:27.690	33.194	2:10.322	1:44.174	322.0	1:24:12.040	33	2	9:38.685	5:18.551	2:38.197	1:41.937	80.7	2:50:43.148
19	3	3:32.175	33.318	1:20.912	1:37.945	322.9	1:27:44.215	34	2	3:42.920	B 33.539	1:21.307	1:48.074	330.8	2:54:26.068
20	3	3:31.572	33.093	1:21.033	1:37.446	323.9	1:31:15.787	35	2	6:30.878	3:30.642	1:21.343	1:38.893	328.8	3:00:56.946
21	3	3:40.325	B 35.053	1:20.622	1:44.650	324.9	1:34:56.112	7 Toyota Gazoo Racing Toyota GR010 HYBRID HYPERCAR H 1.Mike CONWAY 3.Jose Maria LOPEZ 2.Kamui KOBAYASHI 4.Sébastien BUEMI							
22	3	39:17.536	...	1:22.313	1:39.452	315.4	2:14:13.648	1	3	4:22.378	1:17.981	1:24.331	1:40.066	328.8	4:22.378
23	3	3:32.123	33.305	1:20.882	1:37.936	325.8	2:17:45.771	2	3	3:33.253	34.242	1:21.676	1:37.335	342.3	7:55.631
24	3	3:30.602	32.834	1:20.216	1:37.552	326.8	2:21:16.373	3	3	3:32.140	33.549	1:21.140	1:37.451	336.0	11:27.771
25	3	3:31.068	32.697	1:20.907	1:37.464	322.0	2:24:47.441	4	3	3:33.757	33.522	1:21.596	1:38.639	333.9	15:01.528
26	3	3:30.568	33.014	1:20.517	1:37.037	324.9	2:28:18.009	5	3	3:31.327	33.744	1:20.607	1:36.976	337.0	18:32.855
27	3	3:31.149	33.281	1:20.888	1:36.980	322.9	2:31:49.158	6	3	3:31.472	33.427	1:20.524	1:37.521	336.0	22:04.327
28	3	3:38.003	B 33.038	1:20.595	1:44.370	323.9	2:35:27.161	7	3	3:39.907	B 33.349	1:21.977	1:44.581	331.8	25:44.234
29	3	11:49.281	8:50.402	1:22.294	1:36.585	312.7	2:47:16.442	8	2	6:17.042	3:13.337	1:21.640	1:42.065	316.3	32:01.276
30	3	4:30.570	34.504	2:16.658	1:39.408	236.7	2:51:47.012	9	2	3:32.085	33.253	1:20.741	1:38.091	332.9	35:33.361
31	3	3:31.351	32.872	1:21.329	1:37.150	324.9	2:55:18.363	10	2	3:30.468	33.242	1:20.580	1:36.646	331.8	39:03.829
32	3	3:30.281	33.397	1:20.610	1:36.274	322.9	2:58:48.644	11	2	3:30.449	33.177	1:20.404	1:36.868	331.8	42:34.278
33	3	3:34.264	34.332	1:20.470	1:39.462	326.8	3:02:22.908	12	2	3:32.557	33.161	1:22.086	1:37.310	332.9	46:06.835
6 Porsche Penske Motorsport Porsche 963 HYPERCAR H 1.Kévin ESTRE 3.Laurens VANTHOOR 2.André LOTTERER								13 2 3:46.028 B 34.287 1:21.054 1:50.687 332.9 49:52.863							
1	3	7:01.487	4:00.379	1:22.616	1:38.492	322.9	7:01.487	14	2	7:52.809	4:50.295	1:23.490	1:39.024	329.8	57:45.672
2	3	3:32.565	34.283	1:21.125	1:37.157	332.9	10:34.052	15	2	3:29.827	33.124	1:20.386	1:36.317	334.9	1:01:15.499
3	3	3:30.358	33.190	1:20.617	1:36.551	332.9	14:04.410	16	2	4:09.275	33.359	1:54.477	1:41.439	336.0	1:05:24.774
4	3	3:30.346	33.157	1:20.445	1:36.744	332.9	17:34.756	17	2	3:32.890	33.557	1:21.423	1:37.910	331.8	1:08:57.664
5	3	3:32.384	33.572	1:20.422	1:38.390	333.9	21:07.140	18	2	3:30.749	33.885	1:20.418	1:36.446	336.0	1:12:28.413
6	3	3:32.224	33.782	1:20.576	1:37.866	332.9	24:39.364	19	2	3:39.425	B 34.386	1:20.605	1:44.434	336.0	1:16:07.838
7	3	3:29.648	33.086	1:20.349	1:36.213	332.9	28:09.012	20	1	7:45.194	3:46.751	2:14.307	1:44.136	310.9	1:23:53.032
								21 1 3:33.813 34.416 1:21.767 1:37.630 329.8 1:27:26.845							
								22 1 3:33.044 34.080 1:21.531 1:37.433 333.9 1:30:59.889							





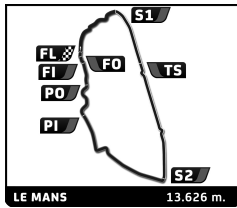
FIA WEC
Official Test - 91^e Edition des 24 Heures du Mans
Free Practice 2 Test Day



Sector Analysis

Lap under Red Flag												Invalidated Lap		Personal Best	Session Best	B Crossing the pit lane
Lap	D	Time	Sector 1	Sector 2	Sector 3	T. Spd	Elapsed	Lap	D	Time	Sector 1	Sector 2	Sector 3	T. Spd	Elapsed	
11	2	3:59.071	37.712	1:31.475	1:49.884	296.4	53:18.778	27	3	3:59.232	37.731	1:31.544	1:49.957	298.0	2:20:03.899	
12	2	4:04.930B	37.519	1:31.691	1:55.720	296.4	57:23.708	28	3	3:58.437	37.653	1:31.243	1:49.541	295.6	2:24:02.336	
13	2	6:41.888	2:11.656	2:37.816	1:52.416	293.2	1:04:05.596	29	3	3:57.657	37.304	1:30.657	1:49.696	295.6	2:27:59.993	
14	2	3:58.886	37.763	1:31.572	1:49.551	298.0	1:08:04.482	30	3	3:59.467	37.271	1:31.264	1:50.932	296.4	2:31:59.460	
15	2	3:58.952	37.859	1:31.265	1:49.828	296.4	1:12:03.434	31	3	4:02.611B	37.030	1:30.511	1:55.070	297.2	2:36:02.071	
16	2	4:08.341B	37.636	1:31.301	1:59.404	299.7	1:16:11.775	22 United Autosports Orega 07 - Gibson LMP2 1.Philip HANSON 3.Frederick LUBIN 2.Filipe ALBUQUERQUE								
17	1	13:13.925	9:39.169	1:36.020	1:58.736	294.8	1:29:25.700	1	2	4:16.209	1:01.997	1:28.395	1:45.817	286.2	4:16.209	
18	1	4:13.005	40.383	1:36.817	1:55.805	293.2	1:33:38.705	2	2	3:40.165	34.820	1:24.421	1:40.924	321.0	7:56.374	
19	1	4:28.966	39.597	1:41.350	2:08.019	249.3	1:38:07.671	3	2	3:48.568	34.276	1:24.325	1:49.967	318.2	11:44.942	
20	1	7:20.060	1:04.163	3:03.451	3:12.446	120.3	1:45:27.731	4	2	3:44.538	34.272	1:27.043	1:43.223	320.1	15:29.480	
21	1	6:33.728	58.038	3:06.967	2:28.723	102.8	1:52:01.459	5	2	3:48.785B	34.342	1:24.918	1:49.525	320.1	19:18.265	
22	1	8:50.236	40.325	3:33.998	4:35.913	121.7	2:00:51.695	6	3	12:46.089	9:31.278	1:28.867	1:45.944	298.8	32:04.354	
23	1	7:34.445	1:30.613	3:53.818	2:10.014	97.2	2:08:26.140	7	3	3:43.825	35.367	1:25.391	1:43.067	313.6	35:48.179	
24	1	4:20.618B	40.703	1:36.514	2:03.401	278.1	2:12:46.758	8	3	3:45.289	35.450	1:26.506	1:43.333	314.5	39:33.468	
25	1	9:49.323	6:19.611	1:34.638	1:55.074	294.0	2:22:36.081	9	3	3:45.810	36.138	1:25.527	1:44.145	315.4	43:19.278	
26	1	4:07.259	39.002	1:34.203	1:54.054	294.0	2:26:43.340	10	3	3:43.089	35.026	1:25.953	1:42.110	317.2	47:02.367	
27	1	4:11.678	38.780	1:32.953	1:59.945	297.2	2:30:55.018	11	3	3:42.679	35.089	1:25.573	1:42.017	319.1	50:45.046	
28	1	4:02.844	38.449	1:32.421	1:51.974	295.6	2:34:57.862	12	3	3:43.373	35.567	1:25.270	1:42.536	321.0	54:28.419	
29	1	4:16.531 B	38.376	1:31.940	2:06.215	298.0	2:39:14.393	13	3	3:42.017	34.865	1:25.106	1:42.046	317.2	58:10.436	
30	3	6:38.029	3:06.262	1:34.637	1:57.130	290.0	2:45:52.422	14	3	4:37.274	34.634	2:20.473	1:42.167	318.2	1:02:47.710	
31	3	5:42.041	1:04.412	2:44.574	1:53.055	80.2	2:51:34.463	15	3	3:42.952	34.833	1:24.830	1:43.289	316.3	1:06:30.662	
32	3	4:09.927	37.595	1:33.976	1:58.356	295.6	2:55:44.390	16	3	3:50.454B	34.686	1:25.926	1:49.842	317.2	1:10:21.116	
33	3	3:58.890	37.695	1:30.949	1:50.246	293.2	2:59:43.280	17	1	37:59.479	...	3:00.372	3:17.254	121.6	1:48:20.595	
34	3	3:57.916	37.177	1:30.373	1:50.366	295.6	3:03:41.196	18	1	5:15.008	1:01.534	2:11.800	2:01.674	121.4	1:53:35.603	
21 AF Corse Ferrari 488 GTE Evo LMGT E Am 1.Simon MANN 3.Ulysse DE PAUW 2.Julien PIGUET							23 United Autosports Orega 07 - Gibson LMP2 1.Joshua PIERSON 3.Oliver JARVIS 2.Tom BLOMQUIST									
1	2	5:39.966B	1:44.671	1:41.237	2:14.058	269.1	5:39.966	1	3	4:07.851	53.347	1:29.290	1:45.214	283.2	4:07.851	
2	2	5:10.874	1:45.876	1:32.520	1:52.478	298.0	10:50.840	2	3	3:37.772	34.346	1:24.093	1:39.333	315.4	7:45.623	
3	2	3:59.427	37.877	1:31.613	1:49.937	299.7	14:50.267	3	3	3:40.371	34.967	1:24.328	1:41.076	316.3	11:25.994	
4	2	4:02.570	37.617	1:31.740	1:53.213	302.2	18:52.837	4	3	3:51.500B	34.488	1:25.883	1:51.129	308.2	15:17.494	
5	2	4:01.262	37.450	1:31.214	1:52.598	298.8	22:54.099	5	3	14:47.188	...	1:34.461	1:49.352	282.5	30:04.682	
6	2	4:00.481	37.917	1:31.475	1:51.089	298.0	26:54.580	6	3	3:40.879	35.670	1:25.112	1:40.097	317.2	33:45.561	
7	2	3:59.394	38.025	1:31.061	1:50.308	298.8	30:53.974	7	3	3:39.309	34.772	1:24.520	1:40.017	318.2	37:24.870	
8	2	3:58.669	37.841	1:31.101	1:49.727	293.2	34:52.643	8	3	3:39.479	34.263	1:25.100	1:40.116	316.3	41:04.349	
9	2	4:10.909B	39.204	1:31.547	2:00.158	298.8	39:03.552	9	3	3:40.960	34.704	1:24.719	1:41.537	315.4	44:45.309	
10	1	6:14.115	2:49.850	1:32.528	1:51.737	286.2	45:17.667	10	3	3:39.858	34.707	1:23.938	1:41.213	322.0	48:25.167	
11	1	3:58.734	37.859	1:31.208	1:49.667	299.7	49:16.401									
12	1	3:57.604	37.373	1:30.854	1:49.377	296.4	53:14.005									
13	1	3:57.193	37.078	1:31.060	1:49.055	287.7	57:11.198									
14	1	4:08.690B	37.267	1:34.598	1:56.825	281.0	1:01:19.888									
15	1	6:42.225	3:20.756	1:31.956	1:49.513	294.0	1:08:02.113									
16	1	3:58.308	37.449	1:31.558	1:49.301	294.8	1:12:00.421									
17	1	3:57.216	37.179	1:31.139	1:48.898	293.2	1:15:57.637									
18	1	3:56.906	37.148	1:30.527	1:49.231	291.6	1:19:54.543									
19	1	5:00.151	37.789	2:25.320	1:57.042	294.8	1:24:54.694									
20	1	3:57.976	37.383	1:31.234	1:49.359	287.7	1:28:52.670									
21	1	3:58.319	37.196	1:31.420	1:49.703	296.4	1:32:50.989									
22	1	5:03.838	38.968	1:31.363	2:53.507	303.0	1:37:54.827									
23	1	7:27.584	1:07.556	3:03.667	3:16.361	118.0	1:45:22.411									
24	1	6:28.981	1:00.066	3:06.040	2:22.875	97.5	1:51:51.392									
25	1	8:56.614B	38.745	3:39.788	4:38.081	80.7	2:00:48.006									
26	3	15:16.661	...	1:33.372	1:50.714	289.3	2:16:04.667									



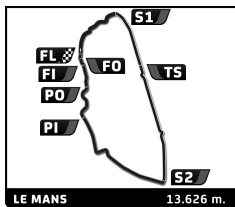


FIA WEC
Official Test - 91^e Edition des 24 Heures du Mans
Free Practice 2 Test Day



Sector Analysis

Lap	D	Time	Sector 1	Sector 2	Sector 3	T. Spd	Elapsed	Lap	D	Time	Sector 1	Sector 2	Sector 3	T. Spd	Elapsed
13	1	5:26.652	2:01.380	1:38.480	1:46.792	312.7	1:05:38.882	27	1	3:44.698	34.591	1:24.669	1:45.438	315.4	2:21:10.203
14	1	3:47.214	36.971	1:26.498	1:43.745	314.5	1:09:26.096	28	1	3:40.153	34.500	1:24.741	1:40.912	314.5	2:24:50.356
15	1	3:46.325	37.077	1:26.137	1:43.111	317.2	1:13:12.421	29	1	3:50.419 B	34.995	1:25.322	1:50.102	312.7	2:28:40.775
16	1	3:43.173	35.098	1:25.279	1:42.796	315.4	1:16:55.594	30	1	14:46.003	...	1:27.263	1:43.866	282.5	2:43:26.778
17	1	3:43.940	35.194	1:25.160	1:43.586	314.5	1:20:39.534	31	1	4:12.997	1:04.145	1:28.504	1:40.348	305.6	2:47:39.775
18	1	4:36.428	34.927	2:11.768	1:49.733	314.5	1:25:15.962	32	1	4:21.610	35.831	2:02.497	1:43.282	273.9	2:52:01.385
19	1	3:46.037	35.736	1:25.226	1:45.075	316.3	1:29:01.999	33	1	3:54.430	34.297	1:28.777	1:51.356	317.2	2:55:55.815
20	1	3:43.663	35.204	1:25.408	1:43.051	318.2	1:32:45.662	34	1	3:37.817	34.032	1:24.234	1:39.551	311.8	2:59:33.632
21	1	3:47.436	34.820	1:24.860	1:47.756	316.3	1:36:33.098	35	1	3:46.055 B	33.941	1:24.303	1:47.811	312.7	3:03:19.687
22	1	6:59.525	39.899	3:04.260	3:15.366	103.6	1:43:32.623	31 Team WRT Oreca 07 - Gibson LMP2 1.Sean GELAEL 3.Robin FRIJNS 2.Ferdinand HABSBURG							
23	1	7:23.617 B	1:07.034	3:02.881	3:13.702	115.1	1:50:56.240								
24	1	9:58.865	2:56.022	2:25.587	4:37.256	306.5	2:00:55.105	1	2	4:04.953	48.682	1:26.771	1:49.500	289.3	4:04.953
25	1	7:27.030 B	1:29.551	3:40.496	2:16.983	62.6	2:08:22.135	2	2	3:36.378	34.017	1:23.646	1:38.715	315.4	7:41.331
26	3	5:26.377	2:15.450	1:26.815	1:44.112	313.6	2:13:48.512	3	2	3:40.927	34.630	1:24.978	1:41.319	319.1	11:22.258
27	3	3:40.079	34.235	1:24.444	1:41.400	317.2	2:17:28.591	4	2	3:53.174 B	34.249	1:27.939	1:50.986	320.1	15:15.432
28	3	3:42.222	35.168	1:25.965	1:41.089	316.3	2:21:10.813	5	2	12:06.659	8:54.665	1:25.046	1:46.948	312.7	27:22.091
29	3	3:50.196 B	35.343	1:25.610	1:49.243	315.4	2:25:01.009	6	2	3:37.715	34.141	1:23.829	1:39.745	314.5	30:59.806
30	3	6:37.001	3:09.749	1:26.347	2:00.905	313.6	2:31:38.010	7	2	3:38.360	33.933	1:24.531	1:39.896	316.3	34:38.166
31	3	3:52.982	34.848	1:24.463	1:53.671	318.2	2:35:30.992	8	2	3:37.416	33.993	1:23.832	1:39.591	314.5	38:15.582
32	3	3:42.435	34.033	1:23.662	1:44.740	317.2	2:39:13.427	9	2	3:50.466 B	34.236	1:26.186	1:50.044	314.5	42:06.048
33	3	4:20.031 B	1:07.082	1:25.764	1:47.185	313.6	2:43:33.458	10	1	13:27.059	...	1:27.955	1:46.672	309.1	55:33.107
34	3	10:35.105	7:25.725	1:26.280	1:43.100	314.5	2:54:08.563	11	1	3:43.366	34.580	1:25.483	1:43.303	316.3	59:16.473
35	3	3:35.472	33.656	1:23.402	1:38.414	316.3	2:57:44.035	12	1	4:47.684	34.334	2:30.429	1:42.921	317.2	1:04:04.157
36	3	3:54.472 B	33.952	1:24.130	1:56.390	320.1	3:01:38.507	13	1	3:41.881	34.737	1:24.850	1:42.294	314.5	1:07:46.038
30 Duqueine Team Oreca 07 - Gibson LMP2 1.Neel JANI 3.Nicolas PINO 2.René BINDER								32 Inter Europol Competition Oreca 07 - Gibson LMP2 P/A 1.Mark KVAMME 3.Anders FJORBACH 2.Jan MAGNUSSEN 4.Albert COSTA							
1	3	4:09.931	56.728	1:27.285	1:45.918	311.8	4:09.931	1	1	10:10.805	6:48.829	1:31.421	1:50.555	298.0	10:10.805
2	3	3:43.540	35.509	1:26.266	1:41.765	307.3	7:53.471	2	1	3:55.611	37.100	1:29.698	1:48.813	312.7	14:06.416
3	3	3:43.899	35.234	1:25.798	1:42.867	310.9	11:37.370	3	1	3:53.521	36.913	1:28.316	1:48.292	316.3	17:59.937
4	3	3:41.826	35.042	1:24.840	1:41.944	312.7	15:19.196	4	1	3:54.917	36.978	1:28.531	1:49.408	314.5	21:54.854
5	3	3:43.391	35.192	1:25.998	1:42.201	310.9	19:02.587	5	1	3:55.716	37.523	1:29.051	1:49.142	310.9	25:50.570
6	3	3:44.597	35.005	1:26.302	1:43.290	315.4	22:47.184	6	1	3:53.692	36.828	1:28.411	1:48.453	312.7	29:44.262
7	3	3:40.793	34.785	1:24.818	1:41.190	314.5	26:27.977								
8	3	3:44.670	34.839	1:25.678	1:44.153	316.3	30:12.647								
9	3	3:43.619	34.868	1:25.137	1:43.614	314.5	33:56.266								
10	3	3:43.578	34.965	1:25.410	1:43.203	316.3	37:39.844								
11	3	3:49.597 B	34.864	1:24.884	1:49.849	313.6	41:29.441								
12	2	5:03.630	1:49.253	1:26.660	1:47.717	313.6	46:33.071								
13	2	3:47.436	36.796	1:26.871	1:43.769	310.0	50:20.507								
14	2	3:41.591	35.184	1:25.041	1:41.366	314.5	54:02.098								
15	2	3:41.526	34.578	1:24.613	1:42.335	316.3	57:43.624								
16	2	3:40.659	34.370	1:25.371	1:40.918	318.2	1:01:24.283								
17	2	4:11.087	34.583	1:49.888	1:46.616	293.2	1:05:35.370								
18	2	3:42.655	34.891	1:25.973	1:41.791	313.6	1:09:18.025								
19	2	3:40.504	34.426	1:24.782	1:41.296	314.5	1:12:58.529								
20	2	3:39.163	34.336	1:24.539	1:40.288	316.3	1:16:37.692								
21	2	3:49.906 B	34.598	1:25.906	1:49.402	300.5	1:20:27.598								
22	1	8:32.279	5:19.574	1:26.620	1:46.085	310.9	1:28:59.877								
23	1	3:43.640	35.190	1:25.764	1:42.686	314.5	1:32:43.517								
24	1	4:00.710 B	34.719	1:24.796	2:01.195	316.3	1:36:44.227								
25	1	36:58.805	...	1:27.434	1:51.679	306.5	2:13:43.032								
26	1	3:42.473	34.701	1:25.005	1:42.767	316.3	2:17:25.505								



FIA WEC
 Official Test - 91^e Edition des 24 Heures du Mans
 Free Practice 2 Test Day



Sector Analysis

Lap under Red Flag Invalidated Lap Personal Best Session Best Crossing the pit lane

Lap	D	Time	Sector 1	Sector 2	Sector 3	T. Spd	Elapsed
7	1	4:05.864 B	37.118	1:28.339	2:00.407	311.8	33:50.126
8	2	10:54.892	7:42.701	1:27.700	1:44.491	312.7	44:45.018
9	2	3:43.691	35.621	1:25.348	1:42.531	321.0	48:28.709
10	2	3:43.884	35.621	1:25.875	1:42.388	313.6	52:12.593
11	2	3:41.700	35.146	1:24.815	1:41.739	322.9	55:54.293
12	2	3:40.669	34.599	1:24.427	1:41.643	316.3	59:34.962
13	2	5:03.445 B	35.955	2:32.398	1:55.092	317.2	1:04:38.407
14	3	14:42.466	...	1:27.146	1:43.441	307.3	1:19:20.873
15	3	4:42.270	35.601	2:17.117	1:49.552	310.9	1:24:03.143
16	3	3:45.938	35.166	1:25.381	1:45.391	314.5	1:27:49.081
17	3	3:49.493	35.091	1:24.898	1:49.504	318.2	1:31:38.574
18	3	3:42.774	34.695	1:24.932	1:43.147	317.2	1:35:21.348
19	3	5:35.380 B	43.538	1:33.774	3:18.068	261.3	1:40:56.728
20	1	32:03.773	...	1:33.598	1:52.063	250.4	2:13:00.501
21	1	3:54.960	36.934	1:29.727	1:48.299	315.4	2:16:55.461
22	1	3:59.074	37.232	1:28.747	1:53.095	315.4	2:20:54.535

33 **Corvette Racing**
 1. Nicky CATSBURG 3. Nicolas VARRONE
 2. Ben KEATING

Chevrolet Corvette C8.R
 LMGT E Am

1	1	5:18.852	1:49.519	1:33.711	1:55.622	287.7	5:18.852
2	1	3:57.768	37.552	1:31.355	1:48.861	294.8	9:16.620
3	1	3:59.243	37.208	1:31.173	1:50.862	298.0	13:15.863
4	1	4:07.360 B	37.617	1:31.985	1:57.758	293.2	17:23.223
5	1	8:16.687	4:53.656	1:32.021	1:51.010	292.4	25:39.910
6	1	4:00.068	37.523	1:31.147	1:51.398	297.2	29:39.978
7	1	4:05.848 B	37.280	1:31.354	1:57.214	297.2	33:45.826
8	2	5:28.275	2:03.237	1:33.432	1:51.606	292.4	39:14.101
9	2	4:01.394	37.968	1:32.055	1:51.371	294.8	43:15.495
10	2	4:01.997	38.270	1:32.104	1:51.623	297.2	47:17.492
11	2	4:02.428	38.521	1:32.326	1:51.581	295.6	51:19.920
12	2	4:00.612	38.324	1:31.667	1:50.621	296.4	55:20.532
13	2	4:01.588	38.248	1:31.895	1:51.445	295.6	59:22.120
14	2	5:04.649	37.987	2:35.122	1:51.540	296.4	1:04:26.769
15	2	4:00.457	38.217	1:31.619	1:50.621	296.4	1:08:27.226
16	2	3:58.542	37.745	1:30.689	1:50.108	296.4	1:12:25.768
17	2	4:00.886	39.150	1:31.930	1:49.806	298.8	1:16:26.654
18	2	4:01.537	37.862	1:31.803	1:51.872	294.8	1:20:28.191
19	2	4:48.887	37.845	2:13.608	1:57.434	294.8	1:25:17.078
20	2	4:08.251 B	38.124	1:32.732	1:57.395	295.6	1:29:25.329
21	2	5:11.076	1:47.202	1:32.162	1:51.712	293.2	1:34:36.405
22	2	6:10.153 B	38.596	2:01.426	3:30.131	233.7	1:40:46.558
23	2	10:08.492	3:56.210	3:03.456	3:08.826	116.3	1:50:55.050
24	2	7:20.157	1:00.405	4:11.279	2:08.473	77.2	1:58:15.207
25	2	4:03.474	38.784	1:32.805	1:51.885	292.4	2:02:18.681
26	2	6:11.817	38.700	3:25.699	2:07.418	151.5	2:08:30.498
27	2	4:03.522	38.915	1:33.371	1:51.236	298.0	2:12:34.020
28	2	4:01.959	38.480	1:31.757	1:51.722	293.2	2:16:35.979
29	2	4:00.892	38.796	1:31.619	1:50.477	296.4	2:20:36.871
30	2	3:59.940	37.802	1:31.134	1:51.004	294.8	2:24:36.811
31	2	4:06.239 B	37.754	1:31.503	1:56.982	294.0	2:28:43.050
32	3	5:42.969	2:21.046	1:31.495	1:50.428	296.4	2:34:26.019
33	3	3:59.150	37.397	1:31.682	1:50.071	286.9	2:38:25.169
34	3	4:34.696 B	1:05.386	1:31.836	1:57.474	294.8	2:42:59.865

35	3	14:24.034	...	1:31.592	1:51.216	294.8	2:57:23.899
36	3	4:13.173 B	37.401	1:31.410	2:04.362	293.2	3:01:37.072

34 **Inter Europol Competition**
 1. Jakub SMIECHOWSKI 3. Fabio SCHERER
 2. Albert COSTA

Oreca 07 - Gibson
 LMP2

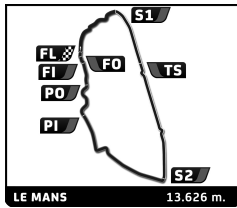
1	3	7:31.842	4:24.555	1:25.835	1:41.452	313.6	7:31.842
2	3	3:39.492	34.560	1:24.339	1:40.593	318.2	11:11.334
3	3	3:43.709	34.754	1:26.228	1:42.727	320.1	14:55.043
4	3	3:40.407	34.591	1:24.852	1:40.964	321.0	18:35.450
5	3	3:39.834	34.532	1:23.976	1:41.326	321.0	22:15.284
6	3	3:40.209	34.573	1:25.083	1:40.553	319.1	25:55.493
7	3	3:41.539	34.570	1:24.979	1:41.990	310.9	29:37.032
8	3	3:41.536	34.996	1:24.325	1:42.215	319.1	33:18.568
9	3	3:41.196	34.597	1:24.743	1:41.856	318.2	36:59.764
10	3	3:38.894	34.601	1:24.040	1:40.253	318.2	40:38.658
11	3	3:47.404 B	34.613	1:24.013	1:48.778	320.1	44:26.062
12	3	9:39.007	6:31.650	1:25.412	1:41.945	298.0	54:05.069
13	3	3:41.789	34.718	1:24.529	1:42.542	318.2	57:46.858
14	3	3:47.695 B	35.341	1:24.592	1:47.762	326.8	1:01:34.553
15	1	6:36.505	3:27.300	1:26.217	1:42.988	314.5	1:08:11.058
16	1	3:40.212	34.649	1:24.826	1:40.737	320.1	1:11:51.270
17	1	3:40.009	34.766	1:24.877	1:40.366	316.3	1:15:31.279
18	1	3:42.976	34.618	1:24.438	1:43.920	315.4	1:19:14.255
19	1	4:33.914	34.571	2:08.577	1:50.766	315.4	1:23:48.169
20	1	3:43.366	36.183	1:25.338	1:41.845	314.5	1:27:31.535
21	1	3:41.655	34.356	1:24.587	1:42.712	319.1	1:31:13.190
22	1	4:00.897	48.182	1:26.081	1:46.634	317.2	1:35:14.087
23	1	5:36.581 B	44.592	1:30.499	3:21.490	294.8	1:40:50.668
24	1	10:06.157	3:53.593	3:03.298	3:09.266	119.1	1:50:56.825
25	1	7:20.079	59.744	4:11.420	2:08.915	81.5	1:58:16.904
26	1	4:03.151	37.684	1:33.468	1:51.999	266.5	2:02:20.055
27	1	5:58.896	38.401	3:12.146	2:08.349	108.9	2:08:18.951
28	1	3:44.530	35.801	1:26.113	1:42.616	312.7	2:12:03.481
29	1	3:52.566 B	36.777	1:25.910	1:49.879	315.4	2:15:56.047
30	2	5:09.930	2:02.657	1:25.463	1:41.810	313.6	2:21:05.977
31	2	3:42.103	34.882	1:25.679	1:41.542	318.2	2:24:48.080
32	2	3:38.718	34.583	1:23.701	1:40.434	319.1	2:28:26.798
33	2	3:38.178	34.348	1:23.780	1:40.050	320.1	2:32:04.976
34	2	3:45.547 B	34.467	1:23.943	1:47.137	323.9	2:35:50.523
35	2	7:01.456	3:45.458	1:26.999	1:48.999	298.0	2:42:51.979
36	2	4:11.370	1:05.348	1:25.676	1:40.346	318.2	2:47:03.349
37	2	4:52.588	35.606	2:29.541	1:47.441	80.9	2:51:55.937
38	2	3:40.488	34.535	1:24.462	1:41.491	316.3	2:55:36.425
39	2	3:41.654	34.354	1:23.234	1:44.066	317.2	2:59:18.079
40	2	3:46.646 B	34.920	1:23.534	1:48.192	317.2	3:03:04.725

35 **Alpine Elf Team**
 1. André NEGRÃO 3. Memo ROJAS
 2. Olli CALDWELL

Oreca 07 - Gibson
 LMP2

1	3	5:44.760	2:34.790	1:26.612	1:43.358	313.6	5:44.760
2	3	3:41.813	34.690	1:24.969	1:42.154	315.4	9:26.573
3	3	4:08.359	34.755	1:24.789	2:08.815	318.2	13:34.932
4	3	3:41.830	34.677	1:24.827	1:42.326	317.2	17:16.762
5	3	3:42.424	35.167	1:25.567	1:41.690	318.2	20:59.186





FIA WEC

Official Test - 91^e Edition des 24 Heures du Mans

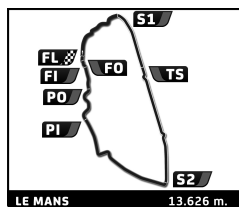
Free Practice 2 Test Day



Sector Analysis

Lap under Red Flag											Invalidated Lap											Personal Best											Session Best											Crossing the pit lane																																																																																																																																																																																																																																								
Lap	D	Time	Sector 1	Sector 2	Sector 3	T. Spd	Elapsed	Lap	D	Time	Sector 1	Sector 2	Sector 3	T. Spd	Elapsed	Lap	D	Time	Sector 1	Sector 2	Sector 3	T. Spd	Elapsed	Lap	D	Time	Sector 1	Sector 2	Sector 3	T. Spd	Elapsed	Lap	D	Time	Sector 1	Sector 2	Sector 3	T. Spd	Elapsed																																																																																																																																																																																																																																													
6	3	3:41.443	34.775	1:24.899	1:41.769	315.4	24:40.629	24	2	7:19.154	B	1:27.851	3:35.696	2:15.607	71.6	2:08:22.987	25	2	10:06.926	6:56.374	1:28.630	1:41.922	310.0	2:18:29.913	26	2	3:41.355	34.212	1:23.889	1:43.254	317.2	2:22:11.268	27	2	3:37.672	33.977	1:23.920	1:39.775	313.6	2:25:48.940	28	2	3:47.557	B	34.540	1:24.396	1:48.621	318.2	2:29:36.497	29	1	9:08.781	5:53.431	1:26.675	1:48.675	310.9	2:38:45.278	30	1	4:14.456	1:04.813	1:25.258	1:44.385	313.6	2:42:59.734	31	1	4:18.778	B	1:04.746	1:26.233	1:47.799	312.7	2:47:18.512	32	1	6:04.540	2:47.249	1:28.504	1:48.787	297.2	2:53:23.052	33	1	3:47.577	34.798	1:28.058	1:44.721	303.9	2:57:10.629	34	1	3:36.782	34.088	1:23.800	1:38.894	314.5	3:00:47.411																																																																																																																																																																																		
37 COOL Racing																																		1.Nicolas LAPIERRE											3.Malthe JAKOBSEN											Oreca 07 - Gibson LMP2 P/A																																																																																																																																																																																																																												
37 COOL Racing																																		2.Alexandre COIGNY																																																																																																																																																																																																																																																		
1	2	4:18.725	1:00.375	1:30.405	1:47.945	313.6	4:18.725	2	2	3:55.007	37.269	1:28.283	1:49.455	318.2	8:13.732	3	2	3:51.592	37.878	1:27.347	1:46.367	319.1	12:05.324	4	2	3:50.380	36.737	1:27.537	1:46.106	308.2	15:55.704	5	2	4:12.581	36.567	1:26.382	2:09.632	319.1	20:08.285	6	2	3:48.663	36.494	1:26.576	1:45.593	315.4	23:56.948	7	2	3:56.508	B	37.039	1:28.022	1:51.447	319.1	27:53.456	8	2	10:11.935	6:59.720	1:27.494	1:44.721	312.7	38:05.391	9	2	3:48.681	36.131	1:27.250	1:45.300	314.5	41:54.072	10	2	3:50.103	36.745	1:27.661	1:45.697	317.2	45:44.175	11	2	3:50.430	36.329	1:26.465	1:47.636	321.0	49:34.605	12	2	3:48.166	36.459	1:27.251	1:44.456	315.4	53:22.771	13	2	3:49.335	36.114	1:26.961	1:46.260	317.2	57:12.106	14	2	3:54.732	36.792	1:32.998	1:44.942	316.3	1:01:06.838	15	2	4:29.302	37.141	2:02.140	1:50.021	319.1	1:05:36.140	16	2	3:49.683	36.206	1:26.703	1:46.774	318.2	1:09:25.823	17	2	3:57.681	36.031	1:26.756	1:54.894	318.2	1:13:23.504	18	2	3:54.822	B	35.970	1:27.198	1:51.654	314.5	1:17:18.326	19	3	10:16.854	7:08.458	1:26.074	1:42.322	311.8	1:27:35.180	20	3	3:42.478	34.682	1:26.315	1:41.481	316.3	1:31:17.658	21	3	3:42.486	35.919	1:26.627	1:40.940	317.2	1:35:00.144	22	3	5:47.662	B	35.414	1:43.348	3:28.900	311.8	1:40:47.806	23	3	7:31.450	B	1:16.422	3:00.703	3:14.325	122.0	1:48:19.256	24	2	27:51.198	...	1:32.224	1:45.909	313.6	2:16:10.454	25	2	3:46.565	36.043	1:26.598	1:43.924	322.9	2:19:57.019	26	2	3:48.848	36.895	1:27.105	1:44.848	313.6	2:23:45.867	27	2	3:47.340	35.870	1:26.647	1:44.823	312.7	2:27:33.207	28	2	3:54.807	35.909	1:26.338	1:52.560	313.6	2:31:28.014	29	2	3:55.411	B	36.494	1:26.819	1:52.098	316.3	2:35:23.425	30	3	6:14.397	2:56.148	1:33.148	1:45.101	311.8	2:41:37.822	31	3	4:21.530	1:04.132	1:24.390	1:53.008	314.5	2:45:59.352	32	3	5:18.091	58.341	2:39.741	1:40.009	80.3	2:51:17.443	33	3	3:47.417	34.676	1:23.589	1:49.152	318.2	2:55:04.860	34	3	3:37.620	33.863	1:23.344	1:40.413	315.4	2:58:42.480
38 Hertz Team JOTA																																		1.Antonio Felix DA COSTA											3.Yifei YE											Porsche 963 HYPERCAR H																																																																																																																																																																																																																												
38 Hertz Team JOTA																																		2.William STEVENS																																																																																																																																																																																																																																																		
1	2	4:31.842	1:22.604	1:26.143	1:43.095	292.4	4:31.842	2	2	3:40.708	35.812	1:22.105	1:42.791	317.2	8:12.550																																																																																																																																																																																																																																																																					





FIA WEC

Official Test - 91^e Edition des 24 Heures du Mans

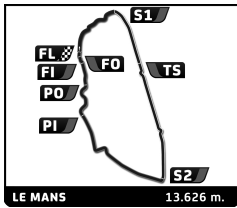
Free Practice 2 Test Day



Sector Analysis

		Lap under Red Flag					Invalidated Lap		Personal Best	Session Best	B Crossing the pit lane							
Lap	D	Time	Sector 1	Sector 2	Sector 3	T. Spd	Elapsed	Lap	D	Time	Sector 1	Sector 2	Sector 3	T. Spd	Elapsed			
3	2	3:36.851	34.548	1:21.841	1:40.462	332.9	11:49.401	20	1	3:44.909	35.125	1:25.737	1:44.047	317.2	2:29:25.868			
4	2	3:41.714 B	33.522	1:21.147	1:47.045	334.9	15:31.115	21	1	3:43.633	35.205	1:25.923	1:42.505	317.2	2:33:09.501			
5	2	13:10.631	...	1:23.059	1:38.590	320.1	28:41.746	22	1	3:53.351 B	36.365	1:26.631	1:50.355	314.5	2:37:02.852			
6	2	3:32.841	33.420	1:21.576	1:37.845	332.9	32:14.587	23	2	5:33.022	2:22.760	1:25.942	1:44.320	312.7	2:42:35.874			
7	2	3:38.975	34.095	1:24.692	1:40.188	273.9	35:53.562	24	2	4:16.293 B	1:03.735	1:25.013	1:47.545	314.5	2:46:52.167			
8	2	3:42.321 B	33.476	1:21.530	1:47.315	333.9	39:35.883	25	2	9:32.449 B	6:15.915	1:25.907	1:50.627	311.8	2:56:24.616			
9	2	9:42.187	6:37.170	1:24.301	1:40.716	316.3	49:18.070	26	2	5:52.492	2:46.370	1:24.670	1:41.452	312.7	3:02:17.108			
10	2	3:35.748	34.528	1:22.844	1:38.376	331.8	52:53.818	41 Team WRT							Oreca 07 - Gibson			
11	2	3:34.527	34.246	1:21.733	1:38.548	331.8	56:28.345	1. Rui ANDRADE							3. Robert KUBICA			
12	2	3:37.190	33.693	1:22.021	1:41.476	314.5	1:00:05.535	2. Louis DELÉTRAZ							LMP2			
13	2	4:42.921	33.795	2:29.252	1:39.874	334.9	1:04:48.456	1	3	4:09.186	54.433	1:28.490	1:46.263	304.7	4:09.186			
14	2	3:43.159 B	33.640	1:21.816	1:47.703	331.8	1:08:31.615	2	3	3:39.088	34.603	1:24.548	1:39.937	307.3	7:48.274			
15	2	29:32.309 B	...	1:22.050	2:36.351	315.4	1:38:03.924	3	3	3:42.991	34.470	1:24.399	1:44.122	306.5	11:31.265			
16	2	10:13.096	3:55.673	3:00.293	3:17.130	116.6	1:48:17.020	4	3	3:47.341 B	34.263	1:24.081	1:48.997	310.0	15:18.606			
17	2	5:10.566	1:02.511	2:09.681	1:58.374	118.4	1:53:27.586	5	3	6:40.235	3:32.639	1:25.587	1:42.009	310.9	21:58.841			
18	2	7:30.363	39.878	2:12.995	4:37.490	278.1	2:00:57.949	6	3	3:44.211	36.263	1:26.294	1:41.654	310.0	25:43.052			
19	2	7:08.654	1:28.503	3:31.658	2:08.493	120.6	2:08:06.603	7	3	3:41.980	34.721	1:26.221	1:41.038	310.0	29:25.032			
20	2	3:43.948 B	35.391	1:22.319	1:46.238	333.9	2:11:50.551	8	3	3:40.759	34.336	1:24.665	1:41.758	309.1	33:05.791			
21	3	4:59.937	1:52.850	1:22.225	1:44.862	332.9	2:16:50.488	9	3	3:47.456 B	35.049	1:25.694	1:46.713	310.9	36:53.247			
22	3	3:35.484	35.425	1:21.696	1:38.363	331.8	2:20:25.972	10	3	6:55.152	3:33.044	1:25.720	1:56.388	309.1	43:48.399			
23	3	3:32.180	33.377	1:20.491	1:38.312	330.8	2:23:58.152	11	3	3:40.284	34.456	1:24.717	1:41.111	310.0	47:28.683			
24	3	3:35.148	33.664	1:21.752	1:39.732	329.8	2:27:33.300	12	3	3:40.143	34.441	1:24.637	1:41.065	309.1	51:08.826			
25	3	3:35.361	33.232	1:20.723	1:41.406	333.9	2:31:08.661	13	3	3:39.387	34.910	1:24.398	1:40.079	310.9	54:48.213			
26	3	3:31.897	33.419	1:21.320	1:37.158	332.9	2:34:40.558	14	3	3:44.310 B	34.441	1:24.123	1:45.746	310.0	58:32.523			
27	3	3:31.290	33.197	1:20.152	1:37.941	333.9	2:38:11.848	15	1	7:50.364	4:40.721	1:26.837	1:42.806	305.6	1:06:22.887			
28	3	5:12.870 B	1:04.407	1:24.941	2:43.522	330.8	2:43:24.718	16	1	3:42.951	35.361	1:25.677	1:41.913	306.5	1:10:05.838			
29	2	5:30.147	2:13.648	1:36.266	1:40.233	172.0	2:48:54.865	17	1	3:41.658	35.039	1:25.256	1:41.363	308.2	1:13:47.496			
30	2	3:33.210	32.974	1:21.081	1:39.155	331.8	2:52:28.075	18	1	3:44.175	34.940	1:25.133	1:44.102	308.2	1:17:31.671			
31	2	3:35.736	34.799	1:21.567	1:39.370	320.1	2:56:03.811	19	1	3:54.117	35.453	1:29.599	1:49.065	310.0	1:21:25.788			
32	2	3:38.114	33.100	1:20.373	1:44.641	331.8	2:59:41.925	20	1	4:32.687	35.069	2:08.091	1:49.527	308.2	1:25:58.475			
33	2	3:36.149	32.799	1:20.835	1:42.515	333.9	3:03:18.074	21	1	3:41.776	35.019	1:25.312	1:41.445	310.0	1:29:40.251			
39 Graff Racing									Oreca 07 - Gibson									
1. Roberto LACORTE									LMP2 P/A									
2. Giedo VAN DER GARDE									3. Patrick PILET									
3. Alexandre COUGNAUD																		
1	2	16:21.718 B	...	1:36.166	1:58.042	273.2	16:21.718	25	1	3:42.370	35.030	1:25.948	1:41.392	298.8	2:18:04.269			
2	3	25:47.283	...	1:26.135	1:42.181	309.1	42:09.001	26	1	4:12.438 B	34.722	1:25.645	2:12.071	301.3	2:22:16.707			
3	3	3:40.617	34.520	1:25.316	1:40.781	314.5	45:49.618	27	2	11:13.123	8:05.402	1:26.438	1:41.283	306.5	2:33:29.830			
4	3	3:41.705	34.582	1:24.702	1:42.421	319.1	49:31.323	28	2	3:38.116	34.096	1:24.011	1:40.009	310.0	2:37:07.946			
5	3	3:40.534	34.420	1:24.668	1:41.446	317.2	53:11.857	29	2	3:44.597	36.064	1:23.976	1:44.557	310.0	2:40:52.543			
6	3	3:46.847 B	34.521	1:25.402	1:46.924	312.7	56:58.704	30	2	4:09.966	1:03.530	1:24.654	1:41.782	308.2	2:45:02.509			
7	3	6:30.356	2:17.312	2:30.441	1:42.603	318.2	1:03:29.060	31	2	5:30.385	1:06.754	2:42.370	1:41.261	80.7	2:50:32.894			
8	3	3:42.363	35.345	1:26.345	1:41.673	319.1	1:07:12.423	32	2	3:38.193	34.230	1:24.273	1:39.690	310.9	2:54:11.087			
9	3	3:40.091	34.262	1:24.447	1:41.382	316.3	1:10:52.514	33	2	3:37.989	34.218	1:24.247	1:39.524	310.9	2:57:49.076			
10	3	3:41.773	34.541	1:24.760	1:42.472	319.1	1:14:34.287	34	2	3:41.669	34.003	1:24.089	1:43.577	308.2	3:01:30.745			
11	3	3:44.521 B	34.371	1:24.234	1:45.916	318.2	1:18:18.808	43 DKR Engineering							Oreca 07 - Gibson			
12	1	9:26.911	6:11.261	1:29.552	1:46.098	286.9	1:27:45.719	1. Tom VAN ROMPUY							3. Maxime MARTIN			
13	1	3:47.477	36.118	1:26.503	1:44.856	315.4	1:31:33.196	2. Ugo DE WILDE							LMP2 P/A			
14	1	3:47.796	36.326	1:26.868	1:44.602	317.2	1:35:20.992	1	3	4:36.647	1:23.412	1:27.145	1:46.090	271.1	4:36.647			
15	1	5:34.344 B	42.972	1:33.684	3:17.688	243.6	1:40:55.336	2	3	3:45.790	34.343	1:26.416	1:45.031	319.1	8:22.437			
16	1	33:24.589	...	1:27.921	1:46.328	315.4	2:14:19.925	3	3	3:44.965	34.139	1:24.807	1:46.019	319.1	12:07.402			
17	1	3:49.022	36.111	1:27.630	1:45.281	300.5	2:18:08.947	4	3	3:42.203	34.941	1:25.870	1:41.392	319.1	15:49.605			
18	1	3:45.385	35.642	1:26.135	1:43.608	318.2	2:21:54.332	5	3	3:46.118 B	34.062	1:24.278	1:47.778	318.2	19:35.723			
19	1	3:46.627	35.357	1:26.037	1:45.233	314.5	2:25:40.959	6	2	8:58.974	5:45.634	1:28.811	1:44.529	295.6	28:34.697			





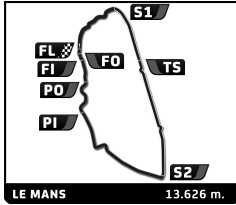
FIA WEC
Official Test - 91^e Edition des 24 Heures du Mans
Free Practice 2 Test Day



Sector Analysis

Lap under Red Flag											Invalidated Lap		Personal Best		Session Best		B Crossing the pit lane																							
Lap	D	Time	Sector 1	Sector 2	Sector 3	T. Spd	Elapsed	Lap	D	Time	Sector 1	Sector 2	Sector 3	T. Spd	Elapsed																									
7	2	3:44.469	35.294	1:26.426	1:42.749	315.4	32:19.166	22	1	4:05.049	B	37.125	1:28.973	1:58.951	310.9	1:34:34.723																								
8	2	3:43.593	35.188	1:25.596	1:42.809	317.2	36:02.759	23	2	4:04.274		...	1:30.952	1:44.537	300.5	2:15:14.997																								
9	2	3:42.504	35.208	1:25.388	1:41.908	318.2	39:45.263	24	2	3:40.693		35.697	1:23.973	1:41.023	316.3	2:18:55.690																								
10	2	3:44.507	34.805	1:24.869	1:44.833	317.2	43:29.770	25	2	3:38.198		34.159	1:23.874	1:40.165	311.8	2:22:33.888																								
11	2	3:45.045	34.963	1:25.336	1:44.746	317.2	47:14.815	26	2	3:38.264		34.128	1:24.201	1:39.935	312.7	2:26:12.152																								
12	2	3:41.491	35.115	1:25.050	1:41.326	315.4	50:56.306	27	2	3:53.636	B	34.979	1:25.245	1:53.412	317.2	2:30:05.788																								
13	2	3:42.003	34.786	1:25.043	1:42.174	316.3	54:38.309	28	1	6:06.615		2:44.037	1:31.937	1:50.641	253.3	2:36:12.403																								
14	2	3:41.136	35.379	1:25.026	1:40.731	318.2	58:19.445	29	1	3:59.548		36.430	1:28.418	1:54.700	310.9	2:40:11.951																								
15	2	5:01.157	B	35.711	2:33.777	1:51.669	315.4	1:03:20.602	30	1	4:46.792		1:11.680	1:34.614	2:00.498	294.8	2:44:58.743																							
16	1	8:00.498		4:41.274	1:28.924	1:50.300	305.6	1:11:21.100	31	1	5:45.794		1:09.531	2:45.965	1:50.298	80.4	2:50:44.537																							
17	1	3:51.405		36.641	1:27.318	1:47.446	313.6	1:15:12.505	32	1	3:55.803		37.200	1:29.435	1:49.168	307.3	2:54:40.340																							
18	1	3:50.984		36.514	1:27.409	1:47.061	310.9	1:19:03.489	33	1	3:55.190		37.648	1:29.322	1:48.220	308.2	2:58:35.530																							
19	1	4:44.512		36.348	2:14.456	1:53.708	294.8	1:23:48.001	34	1	3:58.892		37.522	1:31.454	1:49.916	310.9	3:02:34.422																							
20	1	3:55.446		41.216	1:27.795	1:46.435	312.7	1:27:43.447	<div style="border: 1px solid black; padding: 5px;"> 47 COOL Racing 1. Reshad DE GÉRUS 3. Simon PAGENAUD Oreca 07 - Gibson LMP2 2. Vladislav LOMKO </div>										1	2	4:20.885		1:03.509	1:28.282	1:49.094	278.8	4:20.885													
21	1	3:49.371		36.627	1:26.932	1:45.812	313.6	1:31:32.818											2	2	3:46.459		35.484	1:27.337	1:43.638	321.0	8:07.344													
22	1	3:50.838		36.459	1:27.675	1:46.704	314.5	1:35:23.656											3	2	3:42.298		34.824	1:25.273	1:43.201	319.1	11:50.642													
23	1	5:34.505	B	43.824	1:37.373	3:13.308	227.7	1:40:58.161											4	2	3:44.922		34.833	1:24.836	1:45.253	319.1	15:35.564													
24	3	33:08.636		...	1:25.972	1:42.755	309.1	2:14:06.797											5	2	3:46.061		35.159	1:26.411	1:44.491	320.1	19:21.625													
25	3	3:40.914		33.907	1:25.269	1:41.738	315.4	2:17:47.711											6	2	3:42.346		34.786	1:25.245	1:42.315	318.2	23:03.971													
26	3	3:39.629		33.765	1:23.882	1:41.982	317.2	2:21:27.340											7	2	3:42.542		35.231	1:25.806	1:42.505	317.2	26:47.513													
27	3	3:54.480	B	36.480	1:26.475	1:51.525	310.9	2:25:21.820											8	2	3:41.964		34.958	1:24.750	1:42.256	319.1	30:29.477													
28	1	5:59.340		2:41.014	1:28.085	1:50.241	310.9	2:31:21.160											9	2	3:45.801		36.719	1:26.611	1:42.471	315.4	34:15.278													
29	1	3:47.095		36.154	1:26.450	1:44.491	314.5	2:35:08.255											10	2	3:42.281		35.228	1:25.358	1:41.695	319.1	37:57.559													
30	1	3:48.975		36.046	1:25.877	1:47.052	315.4	2:38:57.230											11	2	3:56.609	B	36.296	1:25.656	1:54.657	316.3	41:54.168													
31	1	4:17.584		1:03.724	1:27.069	1:46.791	316.3	2:43:14.814											12	2	14:57.984		...	1:26.131	1:42.622	315.4	56:52.152													
32	1	4:22.472	B	1:04.040	1:26.820	1:51.612	315.4	2:47:37.286											13	2	3:44.856		35.113	1:26.846	1:42.897	318.2	1:00:37.008													
33	2	5:35.828		2:26.078	1:27.014	1:42.736	311.8	2:53:13.114											14	2	4:52.336		35.037	2:30.153	1:47.146	316.3	1:05:29.344													
34	2	3:39.946		34.815	1:24.797	1:40.334	315.4	2:56:53.060											15	2	3:43.143		35.282	1:25.555	1:42.306	319.1	1:09:12.487													
35	2	3:42.562		34.725	1:24.903	1:42.934	315.4	3:00:35.622											16	2	3:41.719		34.873	1:24.913	1:41.933	316.3	1:12:54.206													
<div style="border: 1px solid black; padding: 5px;"> 45 Algarve Pro Racing 1. George KURTZ 3. Colin BRAUN Oreca 07 - Gibson LMP2 P/A 2. James ALLEN </div>																			17	2	3:42.613		35.761	1:25.191	1:41.661	318.2	1:16:36.819													
																			18	2	4:00.461	B	35.167	1:27.380	1:57.914	282.5	1:20:37.280													
																			19	2	12:29.292	B	9:10.988	1:28.179	1:50.125	282.5	1:33:06.572													
																			20	2	41:47.238		...	1:28.219	1:47.991	316.3	2:14:53.810													
																21	2	3:38.105		34.324	1:23.931	1:39.850	320.1	2:18:31.915																
																22	2	3:47.814	B	34.816	1:25.175	1:47.823	315.4	2:22:19.729																
																23	1	8:03.401		4:54.265	1:26.284	1:42.852	310.0	2:30:23.130																
																24	1	3:41.393		34.258	1:24.446	1:42.689	318.2	2:34:04.523																
																25	1	4:15.701	B	34.273	1:36.450	2:04.978	321.0	2:38:20.224																
																26	1	6:02.119		2:50.938	1:26.356	1:44.825	315.4	2:44:22.343																
																27	1	4:20.570		1:05.059	1:34.984	1:40.527	314.5	2:48:42.913																
																28	1	3:43.760		34.471	1:26.765	1:42.524	314.5	2:52:26.673																
																29	1	3:41.896		34.751	1:25.379	1:41.766	322.0	2:56:08.569																
																30	1	3:39.692		34.587	1:25.177	1:39.928	314.5	2:59:48.261																
																31	1	3:40.192		34.483	1:24.930	1:40.779	315.4	3:03:28.453																
																<div style="border: 1px solid black; padding: 5px;"> 48 IDEC Sport 1. Paul LAFARGUE 3. Laurents HÖRR Oreca 07 - Gibson LMP2 2. Paul Loup CHATIN </div>																1	1	11:36.118		8:21.301	1:30.408	1:44.409	243.6	11:36.118
																																2	1	3:44.916		35.037	1:25.726	1:44.153	318.2	15:21.034
																																3	1	3:46.436		36.225	1:26.759	1:43.452	319.1	19:07.470





FIA WEC

Official Test - 91^e Edition des 24 Heures du Mans

Free Practice 2 Test Day

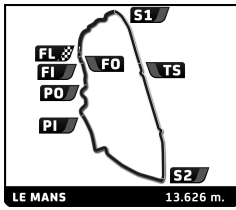


Sector Analysis

Lap under Red Flag Invalidated Lap Personal Best Session Best Crossing the pit lane

Lap	D	Time	Sector 1	Sector 2	Sector 3	T. Spd	Elapsed	Lap	D	Time	Sector 1	Sector 2	Sector 3	T. Spd	Elapsed
4	1	3:45.648	35.136	1:25.648	1:44.864	320.1	22:53.118	22	3	7:20.117	1:04.318	3:03.743	3:12.056	120.1	1:45:28.439
5	1	3:43.856	35.347	1:26.025	1:42.484	315.4	26:36.974	23	3	6:33.508	58.032	3:07.273	2:28.203	107.5	1:52:01.947
6	1	3:45.786	35.133	1:25.895	1:44.758	317.2	30:22.760	24	3	6:15.873	40.501	3:27.628	2:07.744	123.6	1:58:17.820
7	1	3:44.081	35.250	1:26.004	1:42.827	303.9	34:06.841	25	3	4:02.687	37.386	1:33.727	1:51.574	255.7	2:02:20.507
8	1	3:45.685	35.238	1:26.244	1:44.203	302.2	37:52.526	26	3	5:47.715	38.547	3:01.538	2:07.630	142.2	2:08:08.222
9	1	3:43.159	35.060	1:25.630	1:42.469	316.3	41:35.685	27	3	3:45.288	34.974	1:22.828	1:47.486	302.2	2:11:53.510
10	1	3:42.713	35.075	1:25.253	1:42.385	319.1	45:18.398	28	3	3:44.999B	34.051	1:22.933	1:48.015	326.8	2:15:38.509
11	1	3:53.486B	35.919	1:25.912	1:51.655	321.0	49:11.884	29	3	4:14.514	1:08.630	1:22.269	1:43.615	298.0	2:19:53.023
12	3	18:01.097	...	1:26.303	1:41.371	316.3	1:07:12.981	30	3	3:32.248	33.548	1:21.078	1:37.622	322.0	2:23:25.271
13	3	3:41.173	35.548	1:25.101	1:40.524	316.3	1:10:54.154	31	3	3:32.765	33.143	1:22.107	1:37.515	325.8	2:26:58.036
14	3	3:40.613	35.098	1:24.871	1:40.644	318.2	1:14:34.767	32	3	3:35.550	33.025	1:21.059	1:41.466	323.9	2:30:33.586
15	3	3:39.140	34.617	1:24.052	1:40.471	320.1	1:18:13.907	33	3	3:40.638B	33.104	1:20.161	1:47.373	328.8	2:34:14.224
16	3	4:28.174	34.518	2:05.932	1:47.724	317.2	1:22:42.081	34	2	8:36.850	5:27.489	1:23.096	1:46.265	297.2	2:42:51.074
17	3	4:11.001	34.592	1:55.034	1:41.375	316.3	1:26:53.082	35	2	4:06.279	1:05.506	1:21.863	1:38.910	325.8	2:46:57.353
18	3	3:40.021	35.043	1:24.490	1:40.488	297.2	1:30:33.103	36	2	4:43.422	35.035	2:29.476	1:38.911	79.4	2:51:40.775
19	3	3:41.127	35.569	1:24.964	1:40.594	320.1	1:34:14.230	37	2	3:33.322	33.445	1:20.442	1:39.435	339.1	2:55:14.097
20	3	16:47.487B	...	2:26.416	3:13.611	286.9	1:51:01.717	38	2	3:32.119	33.381	1:21.366	1:37.372	294.0	2:58:46.216
21	2	22:24.075B	...	1:27.873	1:52.251	295.6	2:13:25.792	39	2	3:36.077	33.832	1:22.546	1:39.699	338.1	3:02:22.293
22	2	5:10.853	2:06.096	1:25.223	1:39.534	318.2	2:18:36.645	51 Ferrari AF Corse 1. Alessandro PIER GUIDI 3. Antonio GIOVINAZZI Ferrari 499P 2. James CALADO HYPERCAR H							
23	2	3:39.317	33.668	1:24.986	1:40.663	312.7	2:22:15.962	1	3	4:17.518	1:10.723	1:24.976	1:41.819	306.5	4:17.518
24	2	3:40.141	34.282	1:25.362	1:40.497	318.2	2:25:56.103	2	3	3:31.713	33.993	1:20.517	1:37.203	334.9	7:49.231
25	2	3:43.335	33.858	1:24.988	1:44.489	322.0	2:29:39.438	3	3	3:33.292	33.896	1:21.446	1:37.950	331.8	11:22.523
26	2	3:37.931	33.877	1:24.017	1:40.037	316.3	2:33:17.369	4	3	3:31.152	33.165	1:20.547	1:37.440	307.3	14:53.675
27	2	4:19.895B	33.841	1:24.276	2:21.778	319.1	2:37:37.264	5	3	3:32.959	33.863	1:21.215	1:37.881	321.0	18:26.634
28	1	8:00.531	4:46.128	1:27.751	1:46.652	303.0	2:45:37.795	6	3	3:33.779	33.733	1:21.817	1:38.229	322.0	22:00.413
29	1	5:32.431	1:06.871	1:24.361	1:45.199	81.6	2:51:10.226	7	3	3:35.869	35.002	1:21.758	1:39.109	323.9	25:36.282
30	1	3:44.365	35.059	1:25.706	1:43.600	317.2	2:54:54.591	8	3	3:39.781B	33.582	1:21.440	1:44.759	331.8	29:16.063
31	1	3:41.703	34.908	1:25.285	1:41.510	317.2	2:58:36.294	9	3	12:57.085	9:55.666	1:22.495	1:38.924	315.4	42:13.148
32	1	4:03.395B	36.972	1:26.189	2:00.234	296.4	3:02:39.689	10	3	3:29.504	33.041	1:20.232	1:36.231	326.8	45:42.652
50 Ferrari AF Corse 1. Antonio FUOCO 3. Nicklas NIELSEN Ferrari 499P 2. Miguel MOLINA HYPERCAR H								11	3	3:31.789	33.331	1:20.752	1:37.706	310.9	49:14.441
1	1	5:35.837	2:32.741	1:23.788	1:39.308	313.6	5:35.837	12	3	3:30.999	33.115	1:20.682	1:37.202	323.9	52:45.440
2	1	3:31.388	32.835	1:20.724	1:37.829	325.8	9:07.225	13	3	3:31.313	33.263	1:21.067	1:36.983	323.9	56:16.753
3	1	3:32.160	33.439	1:20.959	1:37.762	322.0	12:39.385	14	3	3:30.207	32.946	1:20.319	1:36.942	312.7	59:46.960
4	1	3:33.471	33.632	1:20.685	1:39.154	324.9	16:12.856	15	3	4:50.894B	32.940	2:32.463	1:45.491	230.2	1:04:37.854
5	1	3:30.611	32.935	1:20.315	1:37.361	310.9	19:43.467	16	3	7:01.021	3:57.936	1:22.598	1:40.487	313.6	1:11:38.875
6	1	3:30.437	33.313	1:20.563	1:36.561	327.8	23:13.904	17	3	3:33.921	33.419	1:22.083	1:38.419	322.0	1:15:12.796
7	1	3:31.315	32.995	1:20.258	1:38.062	324.9	26:45.219	18	3	3:32.894	33.397	1:21.129	1:38.368	333.9	1:18:45.690
8	1	3:30.140	33.123	1:20.378	1:36.639	326.8	30:15.359	19	3	4:27.213	33.488	2:09.096	1:44.629	331.8	1:23:12.903
9	1	3:30.807	33.326	1:20.198	1:37.283	324.9	33:46.166	20	3	3:43.788	33.178	1:33.036	1:37.574	334.9	1:26:56.691
10	1	3:30.248	33.098	1:20.402	1:36.748	320.1	37:16.414	21	3	3:32.973	32.951	1:21.020	1:39.002	322.0	1:30:29.664
11	1	3:39.850B	34.447	1:21.545	1:43.858	320.1	40:56.264	22	3	3:44.485B	34.993	1:22.167	1:47.325	312.7	1:34:14.149
12	1	13:22.380	...	1:20.977	1:36.767	330.8	54:18.644	23	3	39:32.949	...	1:22.086	1:44.229	330.8	2:13:47.098
13	1	3:29.856	33.849	1:20.032	1:35.975	321.0	57:48.500	24	3	3:31.623	32.905	1:20.417	1:38.301	321.0	2:17:18.721
14	1	3:33.612	34.087	1:21.165	1:38.360	314.5	1:01:22.112	25	3	3:34.756	32.921	1:20.300	1:41.535	336.0	2:20:53.477
15	1	4:03.462	33.716	1:49.454	1:40.292	306.5	1:05:25.574	26	3	3:37.440	33.481	1:21.867	1:42.092	320.1	2:24:30.917
16	1	3:34.482	33.365	1:20.280	1:40.837	332.9	1:09:00.056	27	3	3:29.720	33.013	1:20.156	1:36.551	334.9	2:28:00.637
17	1	3:29.894	33.008	1:20.715	1:36.171	317.2	1:12:29.950	28	3	3:42.945B	33.947	1:20.953	1:48.045	328.8	2:31:43.582
18	1	3:33.887	34.357	1:20.401	1:39.129	315.4	1:16:03.837	29	1	9:46.370	6:44.679	1:22.066	1:39.625	320.1	2:41:29.952
19	1	3:30.169	33.276	1:20.523	1:36.370	318.2	1:19:34.006	30	1	4:04.707	1:03.177	1:20.206	1:41.324	333.9	2:45:34.659
20	1	4:53.505B	34.468	2:06.830	2:12.207	322.0	1:24:27.511	31	1	5:24.103	1:06.708	2:37.634	1:39.761	80.7	2:50:58.762
21	3	13:40.811	...	1:30.389	1:56.433	283.2	1:38:08.322	32	1	3:30.123	32.871	1:20.822	1:36.430	310.9	2:54:28.885





FIA WEC

Official Test - 91^e Edition des 24 Heures du Mans

Free Practice 2 Test Day

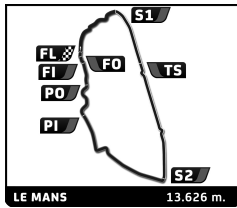


Sector Analysis

Lap under Red Flag Invalidated Lap Personal Best Session Best B Crossing the pit lane

Lap	D	Time	Sector 1	Sector 2	Sector 3	T. Spd	Elapsed	Lap	D	Time	Sector 1	Sector 2	Sector 3	T. Spd	Elapsed
33	1	3:29.952	32.978	1:20.030	1:36.944	316.3	2:57:58.837	14	1	4:09.610	39.866	1:34.020	1:55.724	290.8	1:13:35.058
34	1	3:34.219	32.891	1:20.181	1:41.147	330.8	3:01:33.056	15	1	4:03.669	38.222	1:32.498	1:52.949	294.0	1:17:38.727
54 AF Corse Ferrari 488 GTE Evo 1.Thomas FLOHR LMGTE Am 2.Francesco CASTELLACCI 3.Davide RIGON								16 1 4:50.467 38.505 1:33.348 1:58.614 290.8 1:22:29.194 17 1 4:38.286 38.037 1:32.630 1:55.619 292.4 1:27:07.480 18 1 4:05.678 38.996 1:32.594 1:54.088 290.8 1:31:13.158 19 1 4:07.566 38.799 1:33.100 1:55.667 292.4 1:35:20.724 20 1 5:27.878 46.261 1:37.251 3:04.366 234.2 1:40:48.602 21 1 7:27.506 1:09.893 3:00.315 3:17.298 120.1 1:48:16.108 22 1 5:11.112 1:02.730 2:09.661 1:58.721 119.4 1:53:27.220 23 1 7:29.235 39.740 2:12.336 4:37.159 279.5 2:00:56.455 24 1 7:29.920 1:29.047 3:51.644 2:09.229 130.5 2:08:26.375 25 1 4:13.624 40.767 1:36.665 1:56.192 265.8 2:12:39.999 26 1 4:11.199 B 38.094 1:32.779 2:00.326 292.4 2:16:51.198 27 1 10:00.453 B 6:22.553 1:36.606 2:01.294 287.7 2:26:51.651 28 2 5:28.384 2:02.203 1:33.987 1:52.194 281.0 2:32:20.035 29 2 3:59.476 37.787 1:31.995 1:49.694 290.0 2:36:19.511 30 2 4:00.853 37.295 1:31.192 1:52.426 290.8 2:40:20.364 31 2 4:37.194 B 1:06.968 1:33.196 1:57.030 286.2 2:44:57.558 32 3 7:16.242 2:52.817 2:29.786 1:53.639 184.0 2:52:13.800 33 3 4:07.324 38.497 1:32.780 1:56.047 292.4 2:56:21.124 34 3 4:08.650 38.980 1:34.838 1:54.832 286.2 3:00:29.774							
55 GMB Motorsport Aston Martin Vantage AMR 1.Gustav DAHLMANN BIRCS.Jens Reno MØLLER LMGTE Am 2.Marco SØRENSEN								56 Project 1 - AO Porsche 911 RSR - 19 1.PJ HYETT LMGTE Am 2.Gunnar JEANNETTE 3.Matteo CAIROLI							
1	3	5:02.573	1:30.636	1:37.044	1:54.893	233.1	5:02.573	1	2	6:56.486	3:31.039	1:33.993	1:51.454	287.7	6:56.486
2	3	4:08.655	38.598	1:33.291	1:56.766	293.2	9:11.228	2	2	4:00.134	38.131	1:31.420	1:50.583	299.7	10:56.620
3	3	4:12.299	38.415	1:33.404	2:00.480	263.9	13:23.527	3	2	4:04.679	39.701	1:31.835	1:53.143	300.5	15:01.299
4	3	4:06.729	38.819	1:33.037	1:54.873	293.2	17:30.256	4	2	4:00.737	37.943	1:31.831	1:50.963	297.2	19:02.036
5	3	4:13.223 B	38.629	1:32.835	2:01.759	294.0	21:43.479	5	2	4:07.680 B	38.276	1:31.976	1:57.428	297.2	23:09.716
6	3	6:16.324	2:50.218	1:33.166	1:52.940	296.4	27:59.803	6	2	6:14.915	2:48.935	1:32.278	1:53.702	297.2	29:24.631
7	3	4:06.492	38.588	1:32.841	1:55.063	293.2	32:06.295	7	2	3:59.540	37.627	1:31.433	1:50.480	298.0	33:24.171
8	3	4:07.500	38.702	1:33.211	1:55.587	288.5	36:13.795	8	2	4:00.341	38.080	1:31.670	1:50.591	295.6	37:24.512
9	3	4:15.934 B	41.308	1:33.156	2:01.470	294.8	40:29.729	9	2	4:00.647	37.935	1:31.720	1:50.992	298.0	41:25.159
10	3	9:35.403 B	5:32.776	1:36.757	2:25.870	294.8	50:05.132	10	2	4:05.546 B	37.927	1:31.332	1:56.287	297.2	45:30.705
11	1	10:02.336	6:32.129	1:35.690	1:54.517	288.5	1:00:07.468	11	1	5:52.234	2:24.484	1:34.495	1:53.255	294.0	51:22.939
12	1	5:09.358	38.254	2:37.013	1:54.091	291.6	1:05:16.826	12	1	4:05.115	38.615	1:33.571	1:52.929	297.2	55:28.054
13	1	4:08.622	38.792	1:35.722	1:54.108	271.8	1:09:25.448	13	1	4:03.692	38.221	1:32.677	1:52.794	298.8	59:31.746
								14	1	5:10.642	38.608	2:36.904	1:55.130	283.2	1:04:42.388
								15	1	4:03.797	38.524	1:33.061	1:52.212	295.6	1:08:46.185
								16	1	4:01.519	38.021	1:32.275	1:51.223	296.4	1:12:47.704
								17	1	4:03.497	37.819	1:33.295	1:52.383	296.4	1:16:51.201
								18	1	4:05.217	37.929	1:32.671	1:54.617	294.8	1:20:56.418
								19	1	4:58.598 B	38.389	2:14.429	2:05.780	267.1	1:25:55.016
								20	3	5:06.779	1:43.877	1:31.884	1:51.018	296.4	1:31:01.795
								21	3	3:57.960	37.833	1:31.003	1:49.124	298.0	1:34:59.755
								22	3	5:48.606 B	38.497	1:41.881	3:28.228	294.0	1:40:48.361
								23	3	32:02.263	...	1:31.083	1:49.232	296.4	2:12:50.624
								24	3	4:01.195	37.385	1:30.649	1:53.161	301.3	2:16:51.819
								25	3	3:57.814	37.390	1:30.538	1:49.886	290.0	2:20:49.633
								26	3	3:57.837	37.577	1:30.557	1:49.703	289.3	2:24:47.470
								27	3	4:02.629 B	37.601	1:30.842	1:54.186	284.7	2:28:50.099
								28	1	5:50.433	2:23.276	1:33.620	1:53.537	294.8	2:34:40.532
								29	1	4:06.652	38.124	1:32.354	1:56.174	295.6	2:38:47.184





FIA WEC

Official Test - 91^e Edition des 24 Heures du Mans

Free Practice 2 Test Day

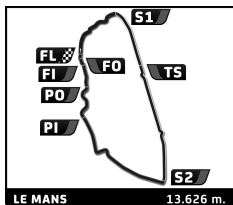


Sector Analysis

Lap under Red Flag Invalidated Lap Personal Best Session Best B Crossing the pit lane

Lap	D	Time	Sector 1	Sector 2	Sector 3	T. Spd	Elapsed	Lap	D	Time	Sector 1	Sector 2	Sector 3	T. Spd	Elapsed
65 Panis Racing 1.Manuel MALDONADO 3.Job VAN UITERT Orega 07 - Gibson LMP2 2.Tijmen VAN DER HELM															
32	3	3:37.260	34.146	1:23.507	1:39.607	318.2	3:02:03.664	15	1	9:50.178 B	6:19.447	1:32.269	1:58.462	291.6	1:07:40.724
								16	2	5:50.546	2:25.861	1:31.986	1:52.699	296.4	1:13:31.270
								17	2	3:58.398	37.224	1:31.792	1:49.382	289.3	1:17:29.668
								18	2	4:17.436	37.242	1:43.990	1:56.204	296.4	1:21:47.104
								19	2	4:45.170	37.122	2:12.350	1:55.698	291.6	1:26:32.274
								20	2	3:59.202	38.032	1:31.652	1:49.518	292.4	1:30:31.476
								21	2	4:04.736 B	37.442	1:31.486	1:55.808	297.2	1:34:36.212
								22	2	10:56.674 B	4:38.717	3:03.587	3:14.370	126.1	1:45:32.886
								23	2	28:05.317	...	1:32.252	1:54.529	293.2	2:13:38.203
								24	2	3:57.250	36.839	1:30.696	1:49.741	298.0	2:17:35.453
								25	2	4:03.993 B	36.839	1:30.358	1:56.796	298.0	2:21:39.446
								26	3	5:37.910	2:13.522	1:32.932	1:51.456	293.2	2:27:17.356
								27	3	4:03.262	38.440	1:32.316	1:52.506	294.8	2:31:20.618
								28	3	4:01.508	38.443	1:31.971	1:51.094	294.0	2:35:22.126
								29	3	4:03.747	38.241	1:31.871	1:53.635	293.2	2:39:25.873
								30	3	4:41.973 B	1:08.525	1:32.067	2:01.381	293.2	2:44:07.846
								31	3	6:11.793	1:47.028	2:33.189	1:51.576	80.4	2:50:19.639
								32	3	4:01.186	37.998	1:31.808	1:51.380	294.8	2:54:20.825
								33	3	4:00.058	37.738	1:31.604	1:50.716	294.0	2:58:20.883
								34	3	3:59.466	37.544	1:31.791	1:50.131	285.4	3:02:20.349
72 TF Sport 1.Arnold ROBIN 3.Valentin HASSE-CLOT Aston Martin Vantage AMR 2.Maxime ROBIN LMGTE Am															
								1	3	5:09.823	1:38.073	1:34.236	1:57.514	288.5	5:09.823
								2	3	4:00.345	37.826	1:31.810	1:50.709	294.0	9:10.168
								3	3	4:00.038	37.542	1:31.168	1:51.328	297.2	13:10.206
								4	3	4:04.002	38.695	1:33.935	1:51.372	262.6	17:14.208
								5	3	3:59.639	38.006	1:31.325	1:50.308	298.0	21:13.847
								6	3	3:59.323	38.507	1:31.233	1:49.583	296.4	25:13.170
								7	3	3:58.032	37.370	1:30.933	1:49.729	297.2	29:11.202
								8	3	3:58.346	37.534	1:31.177	1:49.635	296.4	33:09.548
								9	3	4:00.294	37.863	1:31.177	1:51.254	298.0	37:09.842
								10	3	4:01.182	38.296	1:31.588	1:51.298	299.7	41:11.024
								11	3	3:59.327	37.763	1:31.126	1:50.438	296.4	45:10.351
								12	3	3:58.667	37.462	1:30.790	1:50.415	298.0	49:09.018
								13	3	3:58.567	37.568	1:30.997	1:50.002	298.0	53:07.585
								14	3	4:09.570 B	37.992	1:30.788	2:00.790	298.0	57:17.155
								15	1	11:04.152	7:35.911	1:34.570	1:53.671	291.6	1:08:21.307
								16	1	4:02.593	38.797	1:32.344	1:52.452	294.0	1:12:24.900
								17	1	4:06.076	39.674	1:33.420	1:52.982	261.9	1:16:30.976
								18	1	4:10.400	38.275	1:37.684	1:54.441	293.2	1:20:41.376
								19	1	4:52.642	38.757	2:14.863	1:59.022	270.4	1:25:34.018
								20	1	4:02.971	38.347	1:32.619	1:52.005	293.2	1:29:36.989
								21	1	4:02.211	38.273	1:31.926	1:52.012	297.2	1:33:39.200
								22	1	4:24.997	39.705	1:34.191	2:11.101	296.4	1:38:04.197
								23	1	7:21.939	1:06.513	3:02.953	3:12.473	117.2	1:45:26.136
								24	1	6:32.908	58.856	3:06.830	2:27.222	101.5	1:51:59.044
								25	1	8:51.431	40.733	3:34.776	4:35.922	116.6	2:00:50.475
								26	1	8:08.190 B	1:30.504	3:54.352	2:43.334	96.8	2:08:58.665
								27	2	6:01.756	2:34.297	1:33.929	1:53.530	290.8	2:15:00.421
								28	2	4:01.887	38.177	1:32.177	1:51.533	296.4	2:19:02.308
								29	2	4:01.611	37.779	1:31.471	1:52.361	293.2	2:23:03.919
								30	2	4:02.341	37.891	1:32.302	1:52.148	296.4	2:27:06.260
66 JMW Motorsport 1.Thomas NEUBAUER 3.Giacomo PETROBELLI Ferrari 488 GTE Evo LMGTE Am 2.Louis PRETTE															
								1	1	4:52.904	1:30.981	1:32.661	1:49.262	288.5	4:52.904
								2	1	3:56.966	37.130	1:30.467	1:49.369	298.0	8:49.870
								3	1	3:57.746	36.871	1:30.998	1:49.877	295.6	12:47.616
								4	1	3:57.188	36.957	1:30.911	1:49.320	297.2	16:44.804
								5	1	3:57.546	37.241	1:31.049	1:49.256	296.4	20:42.350
								6	1	3:57.823	37.044	1:30.839	1:49.940	295.6	24:40.173
								7	1	4:05.449 B	37.465	1:30.994	1:56.990	297.2	28:45.622
								8	1	5:14.451	1:50.788	1:31.357	1:52.306	293.2	34:00.073
								9	1	3:56.683	36.980	1:30.888	1:48.815	294.0	37:56.756
								10	1	3:56.088	36.827	1:30.701	1:48.560	296.4	41:52.844
								11	1	3:57.673	37.434	1:30.890	1:49.349	298.0	45:50.517
								12	1	3:59.171	37.097	1:31.028	1:51.046	295.6	49:49.688
								13	1	3:56.752	36.964	1:30.914	1:48.874	293.2	53:46.440
								14	1	4:04.106 B	37.017	1:31.150	1:55.939	291.6	57:50.546





FIA WEC

Official Test - 91^e Edition des 24 Heures du Mans

Free Practice 2 Test Day



Sector Analysis

Lap under Red Flag Invalidated Lap Personal Best Session Best Crossing the pit lane

Lap	D	Time	Sector 1	Sector 2	Sector 3	T. Spd	Elapsed	Lap	D	Time	Sector 1	Sector 2	Sector 3	T. Spd	Elapsed
31	2	4:03.589	38.088	1:32.179	1:53.322	290.8	2:31:09.849	4	1	5:09.423	...	1:23.503	1:43.730	294.0	2:14:24.640
32	2	4:02.186	38.244	1:31.683	1:52.259	292.4	2:35:12.035	5	1	3:33.007	34.516	1:21.255	1:37.236	325.8	2:17:57.647
33	2	4:02.682	37.959	1:31.478	1:53.245	296.4	2:39:14.717	6	1	3:39.859	33.195	1:20.295	1:46.369	333.9	2:21:37.506
34	2	4:32.838	1:08.927	1:32.156	1:51.755	291.6	2:43:47.555	7	1	5:27.204	2:25.884	1:21.670	1:39.650	319.1	2:27:04.710
35	2	4:30.898	1:06.563	1:33.118	1:51.217	290.8	2:48:18.453	8	1	3:29.905	32.793	1:20.761	1:36.351	330.8	2:30:34.615
36	2	4:09.366	39.778	1:35.829	1:53.759	292.4	2:52:27.819	9	1	3:41.708	33.937	1:21.838	1:45.933	307.3	2:34:16.323
37	2	4:01.102	39.242	1:31.489	1:50.371	284.7	2:56:28.921	10	3	7:42.579	4:33.602	1:25.174	1:43.803	261.3	2:41:58.902
38	2	4:20.427	38.014	1:30.934	2:11.479	293.2	3:00:49.348	11	3	4:07.117	1:03.878	1:22.416	1:40.823	328.8	2:46:06.019

74 **Kessel Racing** Ferrari 488 GTE Evo
 1. Kei COZZOLINO LMGTE Am
 2. Yoritatsu TSUJIKO 3. Naoki YOKOMIZO

1	1	5:15.777	1:51.501	1:33.199	1:51.077	286.2	5:15.777
2	1	3:56.798	37.402	1:30.925	1:48.471	294.8	9:12.575
3	1	3:57.979	37.528	1:30.594	1:49.857	294.0	13:10.554
4	1	4:00.691	38.628	1:32.347	1:49.716	271.8	17:11.245
5	1	3:59.069	37.534	1:31.685	1:49.850	294.8	21:10.314
6	1	3:57.966	37.445	1:31.175	1:49.346	296.4	25:08.280
7	1	4:03.772	37.364	1:30.965	1:55.443	297.2	29:12.052
8	3	7:02.857	3:31.017	1:36.144	1:55.696	286.2	36:14.909
9	3	4:04.522	38.899	1:32.922	1:52.701	294.8	40:19.431
10	3	4:03.715	38.074	1:32.776	1:52.865	295.6	44:23.146
11	3	4:17.847	38.264	1:32.648	2:06.935	294.0	48:40.993
12	3	5:33.684	1:59.261	1:33.353	2:01.070	293.2	54:14.677
13	3	4:02.299	38.300	1:32.164	1:51.745	294.0	58:16.886
14	3	5:16.634	40.660	2:40.771	1:55.203	269.1	1:03:33.520
15	3	4:02.956	38.353	1:32.623	1:52.980	289.3	1:07:37.476
16	3	4:08.872	40.497	1:33.305	1:55.070	290.8	1:11:46.348
17	3	4:03.101	38.398	1:32.798	1:51.905	294.0	1:15:49.449
18	3	4:03.745	38.378	1:32.446	1:52.921	292.4	1:19:53.194
19	3	5:07.564	38.815	2:28.906	1:59.843	273.9	1:25:00.758
20	3	4:05.957	37.947	1:33.665	1:54.345	292.4	1:29:06.715
21	3	4:05.157	38.897	1:33.462	1:52.798	285.4	1:33:11.872
22	3	4:46.355	38.990	1:33.505	2:33.860	289.3	1:37:58.227
23	3	7:26.912	1:07.022	3:03.242	3:16.648	115.1	1:45:25.139
24	3	6:33.297	59.062	3:06.518	2:27.717	96.2	1:51:58.436
25	3	8:50.991	40.860	3:33.977	4:36.154	118.2	2:00:49.427
26	3	7:43.965	1:30.750	3:54.239	2:18.976	92.9	2:08:33.392
27	2	7:21.385	3:27.874	1:38.175	2:15.336	294.0	2:15:54.777
28	2	9:38.879	6:08.322	1:34.743	1:55.814	290.0	2:25:33.656
29	2	4:07.352	39.014	1:33.349	1:54.989	293.2	2:29:41.008
30	2	4:10.807	40.813	1:34.721	1:55.273	294.0	2:33:51.815
31	2	4:16.684	39.781	1:34.110	2:02.793	292.4	2:38:08.499
32	2	4:45.668	1:08.264	1:35.832	2:01.572	292.4	2:42:54.167
33	2	4:45.767	1:09.381	1:38.905	1:57.481	268.4	2:47:39.934
34	2	4:46.331	43.645	2:06.933	1:55.753	260.7	2:52:26.265
35	2	4:10.630	40.450	1:34.468	1:55.712	283.2	2:56:36.895
36	2	4:08.114	39.472	1:33.615	1:55.027	292.4	3:00:45.009

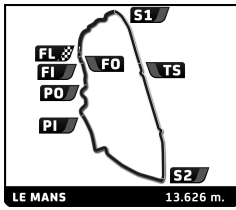
75 **Porsche Penske Motorsport** Porsche 963
 1. Felipe NASR HYPERCAR H
 2. Mathieu JAMINET 4. Matt CAMPBELL
 3. Nicholas TANDY

1	1	10:53.201	7:45.367	1:25.517	1:42.317	276.0	10:53.201
2	1	3:32.888	33.980	1:21.024	1:37.884	326.8	14:26.089
3	1	3:49.128	37.360	1:25.535	1:46.233	317.2	18:15.217

77 **Dempsey - Proton Racing** Porsche 911 RSR - 19
 1. Christian RIED LMGTE Am
 2. Mikkel PEDERSEN 3. Julien ANDLAUER

1	1	4:58.047	1:31.904	1:32.937	1:53.206	272.5	4:58.047
2	1	4:04.048	38.596	1:32.899	1:52.553	296.4	9:02.095
3	1	4:02.954	38.297	1:32.429	1:52.228	298.0	13:05.049
4	1	4:03.475	38.413	1:32.148	1:52.914	297.2	17:08.524
5	1	4:04.998	39.250	1:33.091	1:52.657	297.2	21:13.522
6	1	4:02.565	38.473	1:32.613	1:51.479	273.9	25:16.087
7	1	4:01.949	38.017	1:31.622	1:52.310	299.7	29:18.036
8	1	4:12.385	38.637	1:33.061	2:00.687	297.2	33:30.421
9	3	12:50.797	9:27.312	1:31.754	1:51.731	293.2	46:21.218
10	3	3:59.890	37.654	1:31.190	1:51.046	294.8	50:21.108
11	3	3:59.101	38.343	1:31.016	1:49.742	295.6	54:20.209
12	3	3:56.920	37.245	1:30.418	1:49.257	296.4	58:17.129
13	3	5:11.389	37.631	2:38.415	1:55.343	278.8	1:03:28.518
14	3	6:03.037	2:41.578	1:31.335	1:50.124	296.4	1:09:31.555
15	3	4:01.320	37.494	1:31.361	1:52.465	284.7	1:13:32.875
16	3	3:58.399	37.282	1:30.670	1:50.447	298.8	1:17:31.274
17	3	4:26.862	37.451	1:53.046	1:56.365	297.2	1:21:58.136
18	3	4:50.587	37.076	2:12.695	2:00.816	294.8	1:26:48.723
19	2	6:02.198	2:43.072	1:31.341	1:48.785	297.2	1:32:51.921
20	2	5:01.513	38.278	1:31.392	2:51.843	276.0	1:37:53.434
21	2	10:28.178	4:10.282	3:00.314	3:17.582	125.5	1:48:21.612
22	2	5:14.692	1:01.181	2:11.669	2:01.842	113.6	1:53:36.304
23	2	7:25.411	40.333	2:07.146	4:37.932	266.5	2:01:01.715
24	2	7:27.125	1:27.888	3:51.120	2:08.117	150.2	2:08:28.840
25	2	4:03.213	39.017	1:33.304	1:50.892	276.0	2:12:32.053
26	2	3:57.684	37.402	1:30.784	1:49.498	296.4	2:16:29.737
27	2	3:57.098	37.268	1:30.618	1:49.212	297.2	2:20:26.835
28	2	3:56.631	37.078	1:30.452	1:49.101	296.4	2:24:23.466
29	2	4:05.018	37.717	1:30.603	1:56.698	296.4	2:28:28.484
30	1	5:20.674	1:52.822	1:33.661	1:54.191	294.0	2:33:49.158
31	1	4:05.643	38.675	1:33.323	1:53.645	291.6	2:37:54.801
32	1	4:21.291	54.795	1:32.638	1:53.858	296.4	2:42:16.092
33	1	4:31.965	1:06.202	1:32.960	1:52.803	295.6	2:46:48.057
34	1	5:12.609	40.733	2:37.272	1:54.604	80.3	2:52:00.666
35	1	4:03.020	38.960	1:32.055	1:52.005	298.8	2:56:03.686
36	1	4:02.753	38.197	1:33.000	1:51.556	279.5	3:00:06.439





FIA WEC

Official Test - 91^e Edition des 24 Heures du Mans

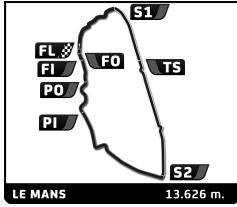
Free Practice 2 Test Day



Sector Analysis

Lap under Red Flag Invalidated Lap Personal Best Session Best Crossing the pit lane

Lap	D	Time	Sector 1	Sector 2	Sector 3	T. Spd	Elapsed	Lap	D	Time	Sector 1	Sector 2	Sector 3	T. Spd	Elapsed
80 AF Corse 1.François PERRODO 3.Norman NATO 2.Ben BARNICOAT Oreca 07 - Gibson LMP2 P/A								85 Iron Dames 1.Sarah BOVY 3.Rahel FREY 2.Michelle GATTING Porsche 911 RSR - 19 LMGTE Am							
1	1	4:32.676	1:11.144	1:33.971	1:47.561	221.2	4:32.676	1	3	5:03.497	37.711	2:35.479	1:50.307	289.3	1:04:12.410
2	1	3:46.602	35.900	1:27.323	1:43.379	317.2	8:19.278	2	3	3:58.191	37.887	1:31.033	1:49.271	296.4	1:08:10.601
3	1	3:49.228	35.359	1:27.350	1:46.519	316.3	12:08.506	3	3	3:57.509	37.855	1:30.560	1:49.094	292.4	1:12:08.110
4	1	3:48.925	37.297	1:26.708	1:44.920	316.3	15:57.431	4	3	3:57.758	37.133	1:30.674	1:49.951	298.8	1:16:05.868
5	1	3:45.706	35.556	1:26.370	1:43.780	314.5	19:43.137	5	3	5:00.077	37.265	2:24.297	1:58.515	202.2	1:25:03.344
6	1	3:45.543	35.669	1:26.752	1:43.122	320.1	23:28.680	6	3	4:05.010 B	37.158	1:30.862	1:56.990	297.2	1:29:08.354
7	1	3:46.725	35.508	1:28.460	1:42.757	315.4	27:15.405	7	3	5:33.661	2:12.854	1:31.265	1:49.542	294.8	1:34:42.015
8	1	3:44.255	35.271	1:26.203	1:42.781	314.5	30:59.660	8	3	6:05.171 B	38.736	1:57.004	3:29.431	217.2	1:40:47.186
9	1	3:45.328	36.004	1:26.467	1:42.857	315.4	34:44.988	9	3	33:22.490	...	1:32.979	1:50.938	290.0	2:14:09.676
10	1	3:43.304	35.239	1:25.747	1:42.318	314.5	38:28.292	10	3	3:59.686	37.654	1:31.522	1:50.510	294.0	2:18:09.362
11	1	3:52.012 B	35.207	1:26.584	1:50.221	310.0	42:20.304	11	3	3:57.690	37.321	1:30.939	1:49.430	293.2	2:22:07.052
12	1	5:03.657	1:51.901	1:27.094	1:44.662	315.4	47:23.961	12	3	3:57.282	37.456	1:30.745	1:49.081	297.2	2:26:04.334
13	1	3:45.781	35.566	1:26.377	1:43.838	314.5	51:09.742	13	3	3:57.387	37.337	1:30.052	1:49.998	296.4	2:30:01.721
14	1	3:45.676	35.745	1:26.423	1:43.508	313.6	54:55.418	14	3	3:57.501	37.086	1:30.020	1:50.395	298.0	2:33:59.222
15	1	3:43.860	35.517	1:25.822	1:42.521	313.6	58:39.278	15	3	4:02.998 B	37.109	1:30.429	1:55.460	297.2	2:38:02.220
16	1	4:47.729	35.276	2:28.522	1:43.931	315.4	1:03:27.007	16	2	6:06.514	2:39.943	1:33.012	1:53.559	286.2	2:44:08.734
17	1	3:45.298	35.707	1:26.163	1:43.338	314.5	1:07:12.215	17	2	4:30.466	1:06.991	1:33.626	1:49.849	253.9	2:48:39.200
18	1	3:54.698 B	35.981	1:26.693	1:52.024	309.1	1:11:06.913	18	2	3:58.820	37.617	1:31.721	1:49.482	279.5	2:52:38.020
19	2	12:13.600	8:05.226	2:20.248	1:48.126	309.1	1:23:20.513	19	2	4:06.363 B	37.990	1:31.012	1:57.361	294.8	2:56:44.383
20	2	3:49.489	34.597	1:27.673	1:47.219	310.9	1:27:10.002	20	2	4:56.510	1:30.370	1:32.037	1:54.103	294.0	3:01:40.893
21	2	3:43.749	35.573	1:25.121	1:43.055	315.4	1:30:53.751	83 Richard Mille AF Corse 1.Luis PEREZ COMPANC 3.Lilou WADOUX 2.Alessio ROVERA Ferrari 488 GTE Evo LMGTE Am							
22	2	3:47.305 B	34.593	1:24.589	1:48.123	317.2	1:34:41.056	1	1	6:48.236 B	3:14.669	1:33.669	1:59.898	290.8	6:48.236
23	2	4:07.425	...	1:29.752	1:57.504	294.0	2:14:48.481	2	1	4:48.715	1:24.451	1:32.641	1:51.623	297.2	11:36.951
24	2	3:37.385	34.159	1:23.806	1:39.420	318.2	2:18:25.866	3	1	4:00.157	37.667	1:31.246	1:51.244	303.0	15:37.108
25	2	3:56.170 B	34.662	1:24.207	1:57.301	314.5	2:22:22.036	4	1	4:01.214	37.771	1:31.764	1:51.679	299.7	19:38.322
26	2	6:04.127	2:55.965	1:26.736	1:41.426	314.5	2:28:26.163	5	1	4:00.316	37.830	1:31.620	1:50.866	300.5	23:38.638
27	2	3:48.229	33.880	1:25.938	1:48.411	315.4	2:32:14.392	6	1	4:07.307 B	37.790	1:31.966	1:57.551	297.2	27:45.945
28	2	3:43.137	34.786	1:24.302	1:44.049	313.6	2:35:57.529	7	1	5:22.246	1:57.456	1:32.938	1:51.852	298.8	33:08.191
29	2	3:44.444 B	33.919	1:23.860	1:46.665	313.6	2:39:41.973	8	1	4:01.028	37.689	1:31.980	1:51.359	297.2	37:09.219
30	1	6:50.825	3:34.850	1:28.114	1:47.861	306.5	2:46:32.798	9	1	4:02.973	37.913	1:32.855	1:52.205	295.6	41:12.192
31	1	4:59.488	37.262	2:39.083	1:43.143	81.8	2:51:32.286	10	1	3:59.889	37.848	1:31.610	1:50.431	298.8	45:12.081
32	1	3:45.066	35.288	1:25.953	1:43.825	312.7	2:55:17.352	11	1	4:08.787 B	37.792	1:31.278	1:59.717	299.7	49:20.868
33	1	3:44.830	35.575	1:26.656	1:42.599	311.8	2:59:02.182	12	3	5:48.354	2:24.034	1:32.640	1:51.680	295.6	55:09.222
34	1	3:51.073 B	35.521	1:25.290	1:50.262	315.4	3:02:53.255	13	3	3:59.691	37.827	1:31.324	1:50.540	295.6	59:08.913



FIA WEC

Official Test - 91^e Edition des 24 Heures du Mans

Free Practice 2 Test Day

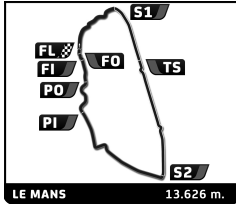


Sector Analysis

Lap under Red Flag Invalidated Lap Personal Best Session Best Crossing the pit lane

Lap	D	Time	Sector 1	Sector 2	Sector 3	T. Spd	Elapsed	Lap	D	Time	Sector 1	Sector 2	Sector 3	T. Spd	Elapsed
30	1	3:59.457	37.556	1:31.925	1:49.976	294.8	2:34:52.909	9	3	4:09.410	39.395	1:34.282	1:55.733	293.2	52:34.518
31	1	4:00.085	37.882	1:31.045	1:51.158	295.6	2:38:52.994	10	3	4:07.517	39.004	1:33.381	1:55.132	294.8	56:42.035
32	1	4:30.990	1:05.972	1:31.653	1:53.365	289.3	2:43:23.984	11	3	10:22.018B	38.632	6:23.035	3:20.351	297.2	1:07:04.053
33	1	4:30.818	1:06.315	1:33.913	1:50.590	262.6	2:47:54.802	12	3	41:14.717	...	3:00.080	3:17.283	120.3	1:48:18.770
34	1	4:22.879	39.665	1:53.625	1:49.589	279.5	2:52:17.681	13	3	5:16.179	1:01.776	2:12.461	2:01.942	123.5	1:53:34.949
35	1	3:59.816	37.314	1:31.018	1:51.484	298.0	2:56:17.497	14	3	7:24.183	40.383	2:06.132	4:37.668	258.2	2:00:59.132
36	1	3:59.255	37.559	1:31.154	1:50.542	297.2	3:00:16.752	15	3	7:28.298	1:28.236	3:51.520	2:08.542	118.7	2:08:27.430
86 GR Racing Porsche 911 RSR - 19 LMGTE Am 1. Michael WAINWRIGHT 3. Riccardo PERA 2. Benjamin BARKER								16 3 4:13.483 41.718 1:35.515 1:56.250 258.2 2:12:40.913							
1	1	5:01.542	1:27.354	1:37.007	1:57.181	265.8	5:01.542	17	3	4:05.950	38.465	1:33.288	1:54.197	296.4	2:16:46.863
2	1	4:04.627	38.696	1:33.236	1:52.695	295.6	9:06.169	18	3	4:07.677	38.643	1:33.686	1:55.348	287.7	2:20:54.540
3	1	4:03.683	38.352	1:32.698	1:52.633	295.6	13:09.852	19	3	4:20.109B	39.182	1:35.448	2:05.479	293.2	2:25:14.649
4	1	4:07.432	38.729	1:33.648	1:55.055	296.4	17:17.284	20	2	7:12.334	3:35.633	1:37.162	1:59.539	293.2	2:32:26.983
5	1	4:05.781	39.125	1:33.189	1:53.467	295.6	21:23.065	21	2	4:13.423	40.557	1:36.200	1:56.666	287.7	2:36:40.406
6	1	4:07.051	38.939	1:33.240	1:54.872	294.8	25:30.116	22	2	12:20.114	8:39.049	1:41.652	1:59.413	213.8	2:49:00.520
7	1	4:18.573B	39.263	1:36.667	2:02.643	295.6	29:48.689	23	2	4:13.582	40.513	1:35.837	1:57.232	290.0	2:53:14.102
8	3	5:44.219	2:19.326	1:33.229	1:51.664	291.6	35:32.908	24	2	4:11.085	40.441	1:34.698	1:55.946	293.2	2:57:25.187
9	3	3:59.697	37.905	1:31.628	1:50.164	294.0	39:32.605	25	2	4:12.653	39.517	1:34.955	1:58.181	271.8	3:01:37.840
10	3	3:58.367	37.860	1:30.369	1:50.138	297.2	43:30.972	93 Peugeot TotalEnergies Peugeot 9X8 HYPERCAR H 1. Paul DI RESTA 3. Jean-Éric VERGNE 2. Mikkel JENSEN 4. Stoffel VANDOORNE							
11	3	3:57.100	37.385	1:30.489	1:49.226	297.2	47:28.072	1	2	4:52:29.270	...	2:52.572	3:09.770	120.3	1:45:29.270
12	3	3:56.744	37.237	1:30.343	1:49.164	295.6	51:24.816	2	2	6:33.402	57.995	3:07.560	2:27.847	120.2	1:52:02.672
13	3	3:58.353	37.787	1:30.974	1:49.592	297.2	55:23.169	3	2	6:15.793	40.493	3:27.659	2:07.641	122.4	1:58:18.465
14	3	4:04.936B	37.548	1:30.856	1:56.532	295.6	59:28.105	4	2	4:08.034B	37.556	1:33.795	1:56.683	255.7	2:02:26.499
15	1	6:50.756	3:17.325	1:36.464	1:56.967	288.5	1:06:18.861	5	2	11:41.925	8:39.660	1:22.669	1:39.596	320.1	2:14:08.424
16	1	4:09.486	39.825	1:34.374	1:55.287	293.2	1:10:28.347	6	2	3:31.904	33.431	1:21.378	1:37.095	333.9	2:17:40.328
17	1	4:09.046	39.741	1:34.497	1:54.808	291.6	1:14:37.393	7	2	3:31.156	33.189	1:21.279	1:36.688	329.8	2:21:11.484
18	1	4:08.277	39.861	1:33.960	1:54.456	294.0	1:18:45.670	8	2	3:33.979	33.772	1:21.038	1:39.169	330.8	2:24:45.463
19	1	5:00.887	38.967	2:20.873	2:01.047	290.8	1:23:46.557	9	2	3:33.714	33.106	1:21.595	1:39.013	326.8	2:28:19.177
20	1	4:14.564	45.147	1:35.213	1:54.204	287.7	1:28:01.121	10	2	3:32.538	34.043	1:20.936	1:37.559	310.9	2:31:51.715
21	1	4:14.093B	39.414	1:33.818	2:00.861	293.2	1:32:15.214	11	2	3:38.027B	33.150	1:20.453	1:44.424	327.8	2:35:29.742
22	3	41:05.588	...	1:31.939	1:52.357	293.2	2:13:20.802	12	1	9:13.714	6:11.339	1:21.537	1:40.838	321.0	2:44:43.456
23	3	3:57.857	37.486	1:30.718	1:49.653	297.2	2:17:18.659	13	1	4:43.342	1:03.674	2:02.731	1:36.937	80.4	2:49:26.798
24	3	3:59.316	39.062	1:31.475	1:48.779	297.2	2:21:17.975	14	1	3:30.427	33.146	1:20.754	1:36.527	328.8	2:52:57.225
25	3	3:56.286	36.999	1:30.436	1:48.851	294.8	2:25:14.261	15	1	3:33.672	32.956	1:20.488	1:40.228	329.8	2:56:30.897
26	3	3:57.078	37.617	1:30.983	1:48.478	294.8	2:29:11.339	16	1	3:32.906	33.526	1:20.839	1:38.541	...	3:00:03.803
27	3	3:56.579	37.151	1:30.402	1:49.026	294.8	2:33:07.918	94 Peugeot TotalEnergies Peugeot 9X8 HYPERCAR H 1. Loïc DUVAL 3. Nico MÜLLER 2. Gustavo MENEZES							
28	3	4:05.180B	38.468	1:30.945	1:55.767	296.4	2:37:13.098	1	1	4:27.804	1:17.495	1:26.993	1:43.316	286.9	4:27.804
29	2	10:45.191	7:18.037	1:34.820	1:52.334	262.6	2:47:58.289	2	1	3:38.691	35.288	1:22.494	1:40.909	325.8	8:06.495
30	2	4:24.250	38.640	1:52.839	1:52.771	282.5	2:52:22.539	3	1	3:34.434	33.686	1:21.628	1:39.120	328.8	11:40.929
31	2	3:56.706	37.157	1:30.481	1:49.068	300.5	2:56:19.245	4	1	3:35.644	34.538	1:22.156	1:38.950	329.8	15:16.573
32	2	3:55.285	37.079	1:30.340	1:47.866	298.8	3:00:14.530	5	1	3:40.841B	34.367	1:21.509	1:44.965	329.8	18:57.414
88 Proton Competition Porsche 911 RSR - 19 LMGTE Am 1. Harry TINCKNELL 3. Jonas RIED 2. Donald YOUNT								6 1 5:10.346 2:04.496 1:22.801 1:43.049 322.9 24:07.760							
1	1	17:08.696	...	1:32.423	1:50.162	293.2	17:08.696	7	1	3:32.816	33.476	1:21.169	1:38.171	332.9	27:40.576
2	1	3:56.584	37.185	1:31.120	1:48.279	294.8	21:05.280	8	1	3:32.472	33.409	1:21.540	1:37.523	325.8	31:13.048
3	1	3:56.840	37.356	1:30.775	1:48.709	297.2	25:02.120	9	1	3:34.870	33.985	1:21.770	1:39.115	324.9	34:47.918
4	1	3:57.559	37.460	1:31.183	1:48.916	294.8	28:59.679	10	1	3:33.880	33.739	1:22.126	1:38.015	326.8	38:21.798
5	1	4:04.404B	37.346	1:31.426	1:55.632	294.8	33:04.083	11	1	3:35.997	34.457	1:22.321	1:39.219	325.8	41:57.795
6	3	6:57.739	3:18.849	1:38.660	2:00.230	249.8	40:01.822	12	1	3:33.618	33.612	1:21.813	1:38.193	332.9	45:31.413
7	3	4:12.132	39.697	1:34.345	1:58.090	294.0	44:13.954	13	1	3:42.003B	33.171	1:20.901	1:47.931	328.8	49:13.416
8	3	4:11.154	39.391	1:34.384	1:57.379	296.4	48:25.108	14	1	4:47.171	1:39.978	1:21.668	1:45.525	329.8	54:00.587





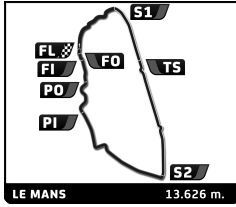
FIA WEC
Official Test - 91^e Edition des 24 Heures du Mans
Free Practice 2 Test Day



Sector Analysis

Lap under Red Flag											Invalidated Lap	Personal Best	Session Best	B Crossing the pit lane	
Lap	D	Time	Sector 1	Sector 2	Sector 3	T. Spd	Elapsed	Lap	D	Time	Sector 1	Sector 2	Sector 3	T. Spd	Elapsed
15	1	3:31.093	33.008	1:21.099	1:36.986	330.8	57:31.680	26	1	4:02.772	38.432	1:32.104	1:52.236	294.8	2:23:58.015
16	1	3:35.060	33.110	1:21.676	1:40.274	328.8	1:01:06.740	27	1	4:10.124	B 38.334	1:32.059	1:59.731	292.4	2:28:08.139
17	1	4:14.430	35.139	2:00.578	1:38.713	331.8	1:05:21.170	28	3	5:52.884	2:27.124	1:32.694	1:53.066	291.6	2:34:01.023
18	1	3:33.468	33.964	1:21.685	1:37.819	327.8	1:08:54.638	29	3	3:57.815	37.160	1:31.120	1:49.535	298.8	2:37:58.838
19	1	3:32.900	33.582	1:21.836	1:37.482	328.8	1:12:27.538	30	3	4:23.444	58.937	1:31.833	1:52.674	293.2	2:42:22.282
20	1	3:35.499	34.197	1:21.322	1:39.980	328.8	1:16:03.037	31	3	4:27.700	1:06.074	1:31.510	1:50.116	294.0	2:46:49.982
21	1	3:32.307	33.495	1:21.578	1:37.234	329.8	1:19:35.344	32	3	5:16.365	39.752	2:36.604	2:00.009	80.7	2:52:06.347
22	1	4:25.368	34.290	2:06.268	1:44.810	332.9	1:24:00.712	33	3	3:58.174	37.593	1:30.408	1:50.173	297.2	2:56:04.521
23	1	3:32.402	33.306	1:21.623	1:37.473	324.9	1:27:33.114	34	3	3:57.382	37.623	1:31.443	1:48.316	290.8	3:00:01.903
24	1	3:32.480	33.510	1:20.884	1:38.086	326.8	1:31:05.594	100 Walkenhorst Motorsport Ferrari 488 GTE Evo							
25	1	3:40.064	B 33.661	1:20.634	1:45.769	330.8	1:34:45.658	1.Chandler HULL 3.Jeffrey SEGAL LMGT E Am							
26	1	37:42.413	...	1:24.191	1:42.538	314.5	2:12:28.071	2.Andrew HARYANTO							
27	1	3:34.883	33.833	1:22.222	1:38.828	323.9	2:16:02.954	1	1	5:35.780	B 1:50.167	1:37.421	2:08.192	261.9	5:35.780
28	1	3:33.801	33.612	1:22.807	1:37.382	332.9	2:19:36.755	2	1	5:20.622	1:41.793	1:37.745	2:01.084	294.0	10:56.402
29	1	3:31.491	33.322	1:21.371	1:36.798	322.9	2:23:08.246	3	1	4:18.005	41.277	1:36.293	2:00.435	283.2	15:14.407
30	1	3:35.200	33.841	1:21.820	1:39.539	316.3	2:26:43.446	4	1	4:19.676	39.541	1:39.296	2:00.839	296.4	19:34.083
31	1	3:31.909	33.472	1:21.039	1:37.398	323.9	2:30:15.355	5	1	4:12.618	39.844	1:35.225	1:57.549	294.8	23:46.701
32	1	3:34.246	33.356	1:21.220	1:39.670	338.1	2:33:49.601	6	1	4:18.413	B 39.249	1:34.812	2:04.352	293.2	28:05.114
33	1	3:31.732	33.771	1:20.857	1:37.104	328.8	2:37:21.333	7	2	6:03.680	2:36.484	1:33.753	1:53.443	293.2	34:08.794
34	1	4:17.816	B 33.484	1:20.811	2:23.521	330.8	2:41:39.149	8	2	4:08.852	39.124	1:33.708	1:56.020	292.4	38:17.646
35	1	6:47.228	3:43.506	1:24.285	1:39.437	302.2	2:48:26.377	9	2	4:06.387	39.110	1:32.946	1:54.331	294.0	42:24.033
36	1	3:41.219	35.020	1:26.035	1:40.164	312.7	2:52:07.596	10	2	4:05.013	38.696	1:32.481	1:53.836	296.4	46:29.046
37	1	3:37.675	33.770	1:21.286	1:42.619	334.9	2:55:45.271	11	2	4:05.002	38.872	1:31.942	1:54.188	294.8	50:34.048
38	1	3:34.497	33.603	1:22.131	1:38.763	300.5	2:59:19.768	12	2	4:12.927	B 38.443	1:33.007	2:01.477	293.2	54:46.975
39	1	3:36.866	34.405	1:21.985	1:40.476	298.8	3:02:56.634	13	3	6:30.751	3:00.050	1:37.651	1:53.050	279.5	1:01:17.726
98 Northwest AMR Aston Martin Vantage AMR															
1.Ian JAMES 3.Alex RIBERAS LMGT E Am															
2.Daniel MANCINELLI															
1	1	5:19.832	1:46.473	1:36.068	1:57.291	265.8	5:19.832	14	3	4:25.974	37.928	1:57.314	1:50.732	278.1	1:05:43.700
2	1	4:15.311	B 39.290	1:33.751	2:02.270	294.8	9:35.143	15	3	3:59.741	38.154	1:32.332	1:49.255	295.6	1:09:43.441
3	2	5:43.691	2:14.654	1:35.943	1:53.094	294.8	15:18.834	16	3	3:57.352	37.194	1:30.603	1:49.555	300.5	1:13:40.793
4	2	4:02.411	38.604	1:32.639	1:51.168	299.7	19:21.245	17	3	4:03.831	B 36.982	1:30.880	1:55.969	295.6	1:17:44.624
5	2	4:00.439	37.908	1:32.211	1:50.320	295.6	23:21.684	18	3	6:51.162	2:25.410	2:28.065	1:57.687	287.7	1:24:35.786
6	2	4:00.131	37.497	1:31.940	1:50.694	294.0	27:21.815	19	3	3:57.186	37.119	1:30.723	1:49.344	293.2	1:28:32.972
7	2	4:01.951	37.627	1:33.022	1:51.302	295.6	31:23.766	20	3	4:01.160	36.953	1:35.216	1:48.991	294.8	1:32:34.132
8	2	4:06.767	B 37.801	1:31.964	1:57.002	294.0	35:30.533	21	3	4:03.109	B 37.201	1:30.551	1:55.357	298.0	1:36:37.241
9	2	5:09.467	1:46.416	1:32.250	1:50.801	294.8	40:40.000	22	1	36:34.151	...	1:34.755	1:56.905	291.6	2:13:11.392
10	2	3:58.298	37.370	1:31.003	1:49.925	296.4	44:38.298	23	1	4:07.015	38.492	1:32.965	1:55.558	294.8	2:17:18.407
11	2	3:58.821	37.504	1:30.965	1:50.352	298.8	48:37.119	24	1	4:11.495	39.377	1:35.453	1:56.665	294.0	2:21:29.902
12	2	4:01.667	37.541	1:33.615	1:50.511	298.8	52:38.786	25	1	4:06.672	38.944	1:33.172	1:54.556	294.0	2:25:36.574
13	2	4:00.482	37.353	1:31.362	1:51.767	296.4	56:39.268	26	1	4:13.050	B 38.474	1:32.474	2:02.102	295.6	2:29:49.624
14	2	3:58.310	37.531	1:31.293	1:49.486	298.8	1:00:37.578	27	2	6:14.561	2:31.808	1:34.259	2:08.494	286.9	2:36:04.185
15	2	4:59.675	B 37.877	2:23.025	1:58.773	297.2	1:05:37.253	28	2	4:09.420	39.098	1:32.688	1:57.634	293.2	2:40:13.605
16	1	6:23.022	2:52.729	1:35.375	1:54.918	290.0	1:12:00.275	29	2	4:34.621	1:06.454	1:32.716	1:55.451	293.2	2:44:48.226
17	1	4:05.360	39.184	1:32.381	1:53.795	294.8	1:16:05.635	30	2	5:36.259	1:06.329	2:36.726	1:53.204	80.6	2:50:24.485
18	1	4:09.803	39.901	1:34.388	1:55.514	292.4	1:20:15.438	31	2	4:03.992	38.676	1:32.267	1:53.049	294.8	2:54:28.477
19	1	5:06.554	39.587	2:25.876	2:01.091	262.6	1:25:21.992	32	2	4:10.534	B 38.397	1:31.631	2:00.506	297.2	2:58:39.011
20	1	4:05.157	38.927	1:33.410	1:52.820	290.8	1:29:27.149	311 Action Express Racing Cadillac V-Series.R							
21	1	4:07.373	39.350	1:34.647	1:53.376	293.2	1:33:34.522	1.Luis Felipe DERANI 3.Jack AITKEN HYPERCAR H							
22	1	4:28.957	38.802	1:34.469	2:15.686	292.4	1:38:03.479	2.Alexander SIMS							
23	1	7:24.871	B 1:06.255	3:02.679	3:15.937	112.5	1:45:28.350	1	1	4:24.434	1:15.677	1:26.018	1:42.739	280.3	4:24.434
24	1	30:21.463	...	1:36.253	1:56.784	204.9	2:15:49.813	2	1	3:37.471	33.630	1:24.009	1:39.832	331.8	8:01.905
25	1	4:05.430	39.190	1:32.810	1:53.430	293.2	2:19:55.243	3	1	3:35.648	33.640	1:21.624	1:40.384	329.8	11:37.553
								4	1	3:36.770	33.896	1:21.733	1:41.141	327.8	15:14.323
								5	1	3:35.114	33.217	1:21.441	1:40.456	328.8	18:49.437
								6	1	3:34.240	33.282	1:20.967	1:39.991	328.8	22:23.677





FIA WEC

Official Test - 91^e Edition des 24 Heures du Mans

Free Practice 2 Test Day

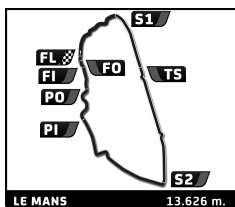


Sector Analysis

Lap under Red Flag Invalidated Lap Personal Best Session Best Crossing the pit lane

Lap	D	Time	Sector 1	Sector 2	Sector 3	T. Spd	Elapsed	Lap	D	Time	Sector 1	Sector 2	Sector 3	T. Spd	Elapsed							
7	1	3:33.000	33.516	1:21.403	1:38.081	330.8	25:56.677	21	3	3:43.202 B	33.575	1:22.051	1:47.576	333.9	2:29:31.441							
8	1	3:36.478	33.802	1:22.242	1:40.434	330.8	29:33.155	22	2	5:19.441	2:14.473	1:22.946	1:42.022	327.8	2:34:50.882							
9	1	3:36.693	33.071	1:21.682	1:41.940	329.8	33:09.848	23	2	3:35.826	34.325	1:21.594	1:39.907	331.8	2:38:26.708							
10	1	3:32.795	33.526	1:21.333	1:37.936	326.8	36:42.643	24	2	4:08.510	1:05.477	1:21.477	1:41.556	329.8	2:42:35.218							
11	1	3:44.241 B	33.944	1:21.589	1:48.708	327.8	40:26.884	25	2	4:08.209	1:03.675	1:21.401	1:43.133	329.8	2:46:43.427							
12	3	17:20.647	...	1:22.071	1:39.281	310.0	57:47.531	26	2	4:59.944	37.148	2:33.229	1:49.567	80.6	2:51:43.371							
13	3	3:35.302	34.130	1:21.453	1:39.719	329.8	1:01:22.833	27	2	3:36.026	33.363	1:21.880	1:40.783	322.9	2:55:19.397							
14	3	4:06.781	33.664	1:50.283	1:42.834	221.7	1:05:29.614	28	2	3:32.151	34.249	1:20.680	1:37.222	333.9	2:58:51.548							
15	3	3:33.973	34.073	1:21.441	1:38.459	330.8	1:09:03.587	29	2	3:40.048 B	33.249	1:20.620	1:46.179	336.0	3:02:31.596							
16	3	3:33.758	33.621	1:21.324	1:38.813	332.9	1:12:37.345	709 Glickenhaus Racing 1. Franck MAILLEUX 2. Nathanaël BERTHON 3. Esteban GUTIERREZ Glickenhaus 007 HYPERCAR														
17	3	3:31.773	33.358	1:21.217	1:37.198	333.9	1:16:09.118	1	3	6:41.842	3:33.033	1:26.265	1:42.544	324.9	6:41.842							
18	3	4:11.725 B	33.811	1:21.660	2:16.254	326.8	1:20:20.843	2	3	3:46.130 B	35.461	1:22.984	1:47.685	329.8	10:27.972							
19	3	17:32.895	...	1:23.781	2:55.399	294.0	1:37:53.738	3	3	5:26.994	2:22.551	1:23.463	1:40.980	300.5	15:54.966							
20	3	7:27.449	1:07.327	3:04.241	3:15.881	113.3	1:45:21.187	4	3	3:37.880	33.620	1:22.091	1:42.169	329.8	19:32.846							
21	3	6:23.153	1:00.439	3:05.804	2:16.910	98.7	1:51:44.340	5	3	3:35.166	33.690	1:22.408	1:39.068	331.8	23:08.012							
22	3	9:02.499	34.640	3:50.105	4:37.754	74.3	2:00:46.839	6	3	3:42.336 B	33.292	1:22.476	1:46.568	330.8	26:50.348							
23	3	7:18.344	1:30.917	3:37.934	2:09.493	85.2	2:08:05.183	7	3	7:09.018	4:05.332	1:22.692	1:40.994	327.8	33:59.366							
24	3	3:36.542	34.561	1:23.147	1:38.834	314.5	2:11:41.725	8	3	3:33.723	33.394	1:22.213	1:38.116	330.8	37:33.089							
25	3	3:34.140	34.450	1:21.933	1:37.757	330.8	2:15:15.865	9	3	3:36.901	33.083	1:22.094	1:41.724	321.0	41:09.990							
26	3	3:38.976 B	33.567	1:20.877	1:44.532	332.9	2:18:54.841	10	3	3:34.386	33.287	1:21.687	1:39.412	332.9	44:44.376							
27	2	8:57.294	5:53.921	1:22.660	1:40.713	324.9	2:27:52.135	11	3	3:36.016	33.488	1:21.675	1:40.853	332.9	48:20.392							
28	2	3:36.873	33.432	1:22.068	1:41.373	317.2	2:31:29.008	12	3	3:31.878	33.221	1:21.086	1:37.571	329.8	51:52.270							
29	2	3:35.190	33.742	1:22.782	1:38.666	315.4	2:35:04.198	13	3	3:39.721 B	33.100	1:21.610	1:45.011	329.8	55:31.991							
30	2	3:39.186	33.537	1:22.083	1:43.566	327.8	2:38:43.384	14	2	10:13.829	7:05.829	1:24.858	1:43.142	326.8	1:05:45.820							
31	2	4:11.180	1:03.179	1:21.738	1:46.263	323.9	2:42:54.564	15	2	3:40.894	35.799	1:23.330	1:41.765	329.8	1:09:26.714							
32	2	4:04.957	1:04.569	1:22.324	1:38.064	322.0	2:46:59.521	16	2	3:38.115	35.703	1:22.365	1:40.047	330.8	1:13:04.829							
33	2	4:43.246	35.745	2:27.496	1:40.005	80.6	2:51:42.767	17	2	3:36.016	33.781	1:22.458	1:39.777	324.9	1:16:40.845							
34	2	3:33.795	33.140	1:20.741	1:39.914	330.8	2:55:16.562	18	2	3:37.374	33.594	1:22.878	1:40.902	332.9	1:20:18.219							
35	2	3:30.597	32.927	1:20.806	1:36.864	327.8	2:58:47.159	19	2	4:49.460 B	34.209	2:19.131	1:56.120	230.2	1:25:07.679							
36	2	3:40.136 B	33.687	1:21.393	1:45.056	327.8	3:02:27.295	20	2	11:27.135	8:18.092	1:24.420	1:44.623	323.9	1:36:34.814							
708 Glickenhaus Racing 1. Romain DUMAS 2. Olivier PLA 3. Ryan BRISCOE Glickenhaus 007 HYPERCAR							1									1	10:39.521	7:36.241	1:23.355	1:39.925	308.2	10:39.521
							2									1	3:32.034	33.554	1:21.123	1:37.357	336.0	14:11.555
							3									1	3:34.604	33.685	1:21.713	1:39.206	338.1	17:46.159
							4									1	3:40.394 B	33.670	1:21.147	1:45.577	333.9	21:26.553
							5									1	18:00.507	...	1:24.400	1:44.924	322.0	39:27.060
							6									1	3:33.543	33.891	1:21.473	1:38.179	330.8	43:00.603
							7									1	3:42.259	33.744	1:21.191	1:47.324	333.9	46:42.862
							8									1	3:36.987	34.121	1:21.240	1:41.626	336.0	50:19.849
							9									1	3:43.891 B	34.008	1:21.316	1:48.567	337.0	54:03.740
							10									3	20:19.175	...	1:26.496	1:42.236	314.5	1:14:22.915
							11									3	3:34.710	33.948	1:21.942	1:38.820	326.8	1:17:57.625
							12									3	4:26.805	33.552	2:04.375	1:48.878	329.8	1:22:24.430
							13									3	4:19.004	33.693	2:04.455	1:40.856	327.8	1:26:43.434
							14									3	3:34.801	33.416	1:22.795	1:38.590	332.9	1:30:18.235
							15									3	3:33.014	33.546	1:21.067	1:38.401	331.8	1:33:51.249
							16									3	4:15.700 B	33.317	1:23.819	2:18.564	333.9	1:38:06.949
							17									3	37:05.826	...	1:23.685	1:39.920	326.8	2:15:12.775
							18									3	3:31.770	32.973	1:20.528	1:38.269	334.9	2:18:44.545
							19									3	3:31.983	32.881	1:20.693	1:38.409	331.8	2:22:16.528
							20									3	3:31.711	32.961	1:21.488	1:37.262	330.8	2:25:48.239
777 D'Station Racing 1. Satoshi HOSHINO 2. Casper STEVENSON Aston Martin Vantage AMR LMGTE Am							1									1	4:23.711	52.015	1:35.051	1:56.645	290.8	4:23.711





FIA WEC Official Test - 91^e Edition des 24 Heures du Mans Free Practice 2 Test Day

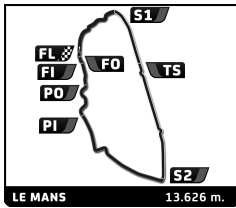


Sector Analysis

Lap under Red Flag Invalidated Lap Personal Best Session Best B Crossing the pit lane

Lap	D	Time	Sector 1	Sector 2	Sector 3	T. Spd	Elapsed	Lap	D	Time	Sector 1	Sector 2	Sector 3	T. Spd	Elapsed
2	1	4:06.527	39.111	1:33.451	1:53.965	294.8	8:30.238	18	3	4:53.901 B	37.192	1:32.141	2:44.568	258.2	1:38:00.068
3	1	4:03.998	38.537	1:33.453	1:52.008	295.6	12:34.236	19	1	10:22.317	4:08.441	2:57.318	3:16.558	112.2	1:48:22.385
4	1	4:03.332	38.201	1:32.973	1:52.158	291.6	16:37.568	20	1	5:15.294	1:01.358	2:11.887	2:02.049	122.0	1:53:37.679
5	1	4:17.574 B	38.753	1:32.797	2:06.024	296.4	20:55.142	21	1	7:24.825	40.232	2:07.101	4:37.492	258.2	2:01:02.504
6	2	7:20.262	3:57.083	1:32.946	1:50.233	291.6	28:15.404	22	1	7:27.677	1:28.147	3:50.997	2:08.533	150.5	2:08:30.181
7	2	3:57.278	37.292	1:30.893	1:49.093	294.0	32:12.682	23	1	4:12.204	40.329	1:34.992	1:56.883	276.7	2:12:42.385
8	2	4:01.005	37.766	1:31.549	1:51.690	294.0	36:13.687	24	1	4:10.643	39.046	1:34.287	1:57.310	290.0	2:16:53.028
9	2	3:57.523	37.352	1:31.037	1:49.134	293.2	40:11.210	25	1	4:09.936	39.422	1:34.777	1:55.737	291.6	2:21:02.964
10	2	3:59.006	37.324	1:30.675	1:51.007	297.2	44:10.216	26	1	4:09.420	39.621	1:34.381	1:55.418	291.6	2:25:12.384
11	2	3:56.952	37.186	1:30.552	1:49.214	295.6	48:07.168	27	1	6:35.727 B	39.660	1:34.819	4:21.248	291.6	2:31:48.111
12	2	3:57.795	37.149	1:30.887	1:49.759	294.8	52:04.963	28	1	7:23.926	3:40.694	1:37.828	2:05.404	243.1	2:39:12.037
13	2	3:56.896	37.296	1:30.685	1:48.915	295.6	56:01.859	29	1	4:54.929 B	1:12.331	1:35.840	2:06.758	282.5	2:44:06.966
14	2	3:57.778	37.151	1:31.610	1:49.017	298.8	59:59.637	30	2	7:07.086	2:28.852	2:45.473	1:52.761	80.4	2:51:14.052
15	2	5:09.402 B	37.118	2:35.384	1:56.900	294.8	1:05:09.039	31	2	4:06.436	39.600	1:33.328	1:53.508	296.4	2:55:20.488
16	1	6:13.494	2:44.471	1:34.145	1:54.878	290.8	1:11:22.533	32	2	4:00.565	38.089	1:31.451	1:51.025	295.6	2:59:21.053
17	1	4:03.790	38.627	1:32.502	1:52.661	295.6	1:15:26.323	33	2	4:00.325	37.767	1:31.819	1:50.739	297.2	3:03:21.378
18	1	4:03.842	38.303	1:33.121	1:52.418	294.0	1:19:30.165	923 Racing Team Turkey 1.Salih YOLUC 2.Tom GAMBLE 3.Dries VANTHOOR Oreca 07 - Gibson LMP2 P/A							
19	1	5:09.796	38.720	2:28.179	2:02.897	296.4	1:24:39.961	1	2	4:00.943	49.515	1:27.196	1:44.232	298.8	4:00.943
20	1	4:04.768	39.183	1:33.362	1:52.223	290.8	1:28:44.729	2	2	3:38.839	34.239	1:24.628	1:39.972	312.7	7:39.782
21	1	4:06.018	38.668	1:32.544	1:54.806	294.0	1:32:50.747	3	2	3:38.915	34.453	1:24.843	1:39.619	312.7	11:18.697
22	1	5:08.386 B	38.910	1:37.055	2:52.421	292.4	1:37:59.133	4	2	3:41.547	34.125	1:25.164	1:42.258	316.3	15:00.244
23	2	36:17.542	...	1:32.902	1:51.478	289.3	2:14:16.675	5	2	3:58.822	37.160	1:31.903	1:49.759	295.6	2:18:15.497
24	2	3:58.822	37.160	1:31.903	1:49.759	295.6	2:18:15.497	6	2	3:40.725	34.495	1:25.076	1:41.154	317.2	18:40.969
25	2	3:56.895	37.118	1:30.551	1:49.226	294.0	2:22:12.392	7	2	3:40.040	34.403	1:24.673	1:40.964	314.5	22:21.009
26	2	3:56.727	37.260	1:30.812	1:48.655	294.0	2:26:09.119	8	2	3:41.232	34.276	1:25.451	1:41.505	312.7	26:02.241
27	2	3:57.825	37.146	1:30.325	1:50.354	296.4	2:30:06.944	9	2	3:39.943	34.042	1:25.159	1:40.742	312.7	29:42.184
28	2	4:05.412 B	37.323	1:30.831	1:57.258	295.6	2:34:12.356	10	2	3:42.123	34.883	1:25.793	1:41.447	312.7	33:24.307
29	1	5:42.461	2:08.300	1:35.938	1:58.223	288.5	2:39:54.817	11	2	3:43.344	34.832	1:26.070	1:42.442	308.2	37:07.651
30	1	4:36.165	1:06.804	1:33.511	1:55.850	290.0	2:44:30.982	12	1	3:46.783 B	34.148	1:25.105	1:47.530	310.9	40:54.434
31	1	4:55.634	1:06.814	1:57.150	1:51.670	80.4	2:49:26.616	13	1	6:06.035	2:48.637	1:31.275	1:46.123	311.8	47:00.469
32	1	4:00.944	38.594	1:32.059	1:50.291	294.8	2:53:27.560	14	1	3:48.208	35.508	1:27.336	1:45.364	313.6	50:48.677
33	1	4:00.173	37.940	1:31.675	1:50.558	294.0	2:57:27.733	15	1	3:49.245	35.924	1:26.841	1:46.480	310.9	54:37.922
34	1	4:05.357	37.895	1:31.811	1:55.651	294.0	3:01:33.090	16	1	3:46.865	35.451	1:27.249	1:44.165	310.0	58:24.787
911 Proton Competition 1.Michael FASSBENDER 2.Martin RUMP Porsche 911 RSR - 19 LMGTE Am							3.Richard LIETZ								
1	3	11:51.906	8:17.983	1:38.490	1:55.433	238.3	11:51.906	17	1	3:45.988	35.168	1:26.448	1:44.372	310.9	1:07:05.676
2	3	4:01.786	37.844	1:32.621	1:51.321	296.4	15:53.692	18	1	3:47.174	35.408	1:26.349	1:45.417	310.0	1:10:52.850
3	3	4:00.064	37.639	1:32.053	1:50.372	294.8	19:53.756	19	1	3:48.713	36.130	1:26.655	1:45.928	306.5	1:14:41.563
4	3	4:08.287 B	37.436	1:31.816	1:59.035	296.4	24:02.043	20	1	3:45.136	35.316	1:26.313	1:43.507	309.1	1:18:26.699
5	3	9:01.265	5:34.149	1:35.480	1:51.636	294.8	33:03.308	21	1	4:33.521	35.437	2:07.246	1:50.838	310.0	1:23:00.220
6	3	3:59.242	37.737	1:31.614	1:49.891	294.8	37:02.550	22	1	4:16.835 B	35.205	1:43.140	1:58.490	307.3	1:27:17.055
7	3	3:58.715	37.740	1:31.517	1:49.458	296.4	41:01.265	23	3	9:11.955	5:54.549	1:26.711	1:50.695	308.2	1:36:29.010
8	3	4:05.016 B	37.394	1:31.611	1:56.011	296.4	45:06.281	24	3	7:01.323	43.383	3:02.981	3:14.959	109.7	1:43:30.333
9	3	11:27.268	8:05.080	1:32.019	1:50.169	294.0	56:33.549	25	3	7:24.868 B	1:07.723	3:02.339	3:14.806	115.8	1:50:55.201
10	3	3:57.926	37.494	1:30.953	1:49.479	296.4	1:00:31.475	26	3	23:24.925	...	1:26.369	1:45.382	310.9	2:14:20.126
11	3	5:06.594	37.297	2:32.456	1:56.841	295.6	1:05:38.069	27	3	3:40.894	34.815	1:24.831	1:41.248	314.5	2:18:01.020
12	3	4:01.262	38.930	1:31.727	1:50.605	298.0	1:09:39.331	28	3	3:39.851	34.294	1:24.206	1:41.351	313.6	2:21:40.871
13	3	4:06.420 B	37.544	1:31.997	1:56.879	296.4	1:13:45.751	29	3	3:42.539	34.077	1:26.160	1:42.302	316.3	2:25:23.410
14	3	6:28.743	3:05.513	1:31.889	1:51.341	295.6	1:20:14.494	30	3	3:38.429	34.277	1:24.345	1:39.807	313.6	2:29:01.839
15	3	4:56.194	37.465	2:22.527	1:56.202	267.8	1:25:10.688	31	3	3:40.007	34.104	1:25.268	1:40.635	310.9	2:32:41.846
16	3	3:57.570	37.961	1:30.899	1:48.710	296.4	1:29:08.258	32	3	3:47.028 B	34.230	1:25.782	1:47.016	311.8	2:36:28.874
17	3	3:57.909	37.824	1:30.954	1:49.131	297.2	1:33:06.167	33	3	6:17.631	3:06.944	1:25.863	1:44.824	310.0	2:42:46.505
								34	3	4:08.041	1:05.057	1:23.802	1:39.182	311.8	2:46:54.546





FIA WEC

Official Test - 91^e Edition des 24 Heures du Mans

Free Practice 2 Test Day

Sector Analysis



■ Lap under Red Flag
 ■ Invalidated Lap
 ■ Personal Best
 ■ Session Best
 B Crossing the pit lane

Lap	D	Time	Sector 1	Sector 2	Sector 3	T. Spd	Elapsed	Lap	D	Time	Sector 1	Sector 2	Sector 3	T. Spd	Elapsed
35	3	4:49.413	36.681	2:32.164	1:40.568	80.9	2:51:43.959								
36	3	3:37.151	33.706	1:24.720	1:38.725	317.2	2:55:21.110								
37	3	3:42.753 B	33.643	1:23.813	1:45.297	318.2	2:59:03.863								

