

FIA WEC

91^e Edition des 24 Heures du Mans

Free Practice 2

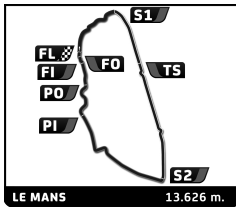


Sector Analysis

Lap under Red Flag Invalidated Lap Personal Best Session Best B Crossing the pit lane

Lap	D	Time	Sector 1	Sector 2	Sector 3	T. Spd	Elapsed	Lap	D	Time	Sector 1	Sector 2	Sector 3	T. Spd	Elapsed							
2	Cadillac Racing Cadillac V-Series.R							29	2	3:42.337 B	33.034	1:20.341	1:48.962	329.8	2:02:02.847							
	1. Earl BAMBER															3. Richard WESTBROOK						
	2. Alex LYNN															HYPERCAR H						
	1	3	2:29.785	...	1:24.577	1:40.144	326.8									20:29.785						
	2	3	2:33.360	34.669	1:21.288	1:37.403	327.8									24:03.145						
	3	3	3:33.398	34.158	1:21.332	1:37.908	330.8									27:36.543						
	4	3	3:30.989	33.476	1:20.934	1:36.579	328.8									31:07.532						
	5	3	2:48.119 B	35.319	1:23.038	1:49.762	273.2									34:55.651						
	6	2	4:56.241	1:53.521	1:23.742	1:38.978	310.9									39:51.892						
	7	2	3:32.180	33.326	1:21.881	1:36.973	326.8									43:24.072						
	8	2	3:31.790	33.081	1:20.687	1:38.022	331.8									46:55.862						
	9	2	3:33.133	33.272	1:20.400	1:39.461	331.8									50:28.995						
	10	2	3:40.445 B	32.983	1:20.927	1:46.535	334.9									54:09.440						
	11	1	4:59.961	2:00.629	1:21.556	1:37.776	327.8									59:09.401						
	12	1	3:34.220	33.850	1:21.045	1:39.325	330.8									1:02:43.621						
	13	1	3:32.950	33.134	1:21.323	1:38.493	324.9									1:06:16.571						
	14	1	3:33.339	33.504	1:21.032	1:38.803	338.1									1:09:49.910						
	15	1	3:36.963 B	33.164	1:20.851	1:42.948	332.9									1:13:26.873						
	16	1	4:47.060	1:49.482	1:20.905	1:36.673	328.8									1:18:13.933						
17	1	3:29.545	32.842	1:20.573	1:36.130	329.8	1:21:43.478															
18	1	3:36.610 B	33.939	1:20.937	1:41.734	329.8	1:25:20.088															
19	1	13:37.191 B	...	1:21.478	1:44.257	328.8	1:38:57.279															
3	Cadillac Racing Cadillac V-Series.R							20	2	3:36.060	34.247	1:21.880	1:39.933	327.8	1:21:10.625							
	1. Sébastien BOURDAIS															3. Scott DIXON						
	2. Renger VAN DER ZANDE															HYPERCAR H						
	1	2	15:14.097	...	1:23.491	1:39.356	324.9									15:14.097						
	2	2	3:35.868	33.638	1:22.084	1:40.146	330.8									18:49.965						
	3	2	2:31.966	33.182	1:20.907	1:37.877	329.8									22:21.931						
	4	2	3:32.515	33.872	1:21.543	1:37.100	333.9									25:54.446						
	5	2	3:37.279	36.654	1:22.688	1:37.937	329.8									29:31.725						
	6	2	3:40.402 B	33.354	1:21.788	1:45.260	329.8									33:12.127						
	7	3	5:26.181	2:20.800	1:24.016	1:41.365	333.9									38:38.308						
	8	3	3:36.895	34.660	1:22.371	1:39.864	327.8									42:15.203						
	9	3	3:37.805	33.840	1:22.188	1:41.777	326.8									45:53.008						
	10	3	3:33.001	33.588	1:21.506	1:37.907	328.8									49:26.009						
	11	3	3:44.674 B	34.375	1:21.879	1:48.420	328.8									53:10.683						
	12	1	4:46.132	1:43.986	1:23.897	1:38.249	327.8									57:56.815						
	13	1	3:33.416	33.728	1:21.980	1:37.708	326.8									1:01:30.231						
	14	1	3:30.435	33.204	1:20.960	1:36.271	329.8									1:05:00.666						
	15	1	3:31.714	32.980	1:20.731	1:38.003	327.8									1:08:32.380						
	16	1	3:39.810 B	33.670	1:22.124	1:44.016	333.9									1:12:12.190						
17	2	5:10.007	2:09.301	1:22.626	1:38.080	325.8	1:17:22.197															
18	2	3:34.780	33.623	1:21.581	1:39.576	327.8	1:20:56.977															
19	2	3:33.150	33.420	1:21.294	1:38.436	328.8	1:24:30.127															
20	2	3:40.261 B	33.566	1:21.478	1:45.217	325.8	1:28:10.388															
21	2	5:29.947	2:28.034	1:22.171	1:39.742	290.0	1:33:40.335															
22	2	3:30.796	33.169	1:20.944	1:36.683	327.8	1:37:11.131															
23	2	3:33.463	34.112	1:21.395	1:37.956	329.8	1:40:44.594															
24	2	3:30.238	33.018	1:20.786	1:36.434	328.8	1:44:14.832															
25	2	3:31.265	33.338	1:20.418	1:37.509	329.8	1:47:46.097															
26	2	3:32.518	33.261	1:21.190	1:38.067	329.8	1:51:18.615															
27	2	3:31.350	33.313	1:20.815	1:37.222	329.8	1:54:49.965															
28	2	3:30.545	33.247	1:20.548	1:36.750	329.8	1:58:20.510															
4	Floyd Vanwall Racing Team Vanwall Vandervell 680							21	2	3:36.961	34.107	1:21.953	1:40.901	327.8	1:24:47.586							
	1. Tom DILLMANN															3. Tristan VAUTIER						
	2. Esteban GUERRIERI															HYPERCAR						
	1	1	5:47.805	2:39.218	1:26.939	1:41.648	317.2									5:47.805						
	2	1	3:38.488	34.201	1:22.471	1:41.816	332.9									9:26.293						
	3	1	2:36.457	33.700	1:21.884	1:40.873	327.8									13:02.750						
	4	1	3:35.361	33.716	1:21.620	1:40.025	328.8									16:38.111						
	5	1	2:41.281 B	33.781	1:21.684	1:45.816	333.9									20:19.392						
	6	3	5:31.457	2:24.256	1:24.065	1:43.136	325.8									25:50.849						
	7	3	3:36.510	34.065	1:22.548	1:39.897	326.8									29:27.359						
	8	3	3:44.093 B	34.006	1:22.061	1:48.026	327.8									33:11.452						
	9	3	5:29.911	2:23.944	1:23.844	1:42.123	329.8									38:41.363						
	10	3	3:38.426	34.425	1:22.213	1:41.788	329.8									42:19.789						
	11	3	2:36.244	34.273	1:22.031	1:39.940	326.8									45:56.033						
	12	3	3:47.360 B	35.552	1:23.558	1:48.250	327.8									49:43.393						
	13	2	5:43.752	2:31.542	1:26.710	1:45.500	324.9									55:27.145						
	14	2	3:41.071	35.115	1:23.801	1:42.155	326.8									59:08.216						
	15	2	2:41.337	34.731	1:23.084	1:43.522	322.9									1:02:49.553						
	16	2	3:44.216	35.251	1:24.202	1:44.763	322.0									1:06:33.769						
17	2	3:43.061	36.093	1:24.048	1:42.920	324.9	1:10:16.830															
18	2	3:39.518	34.898	1:23.106	1:41.514	326.8	1:13:56.348															
19	2	3:38.217	34.698	1:22.556	1:40.963	325.8	1:17:34.565															
20	2	3:36.060	34.247	1:21.880	1:39.933	327.8	1:21:10.625															
21	2	3:36.961	34.107	1:21.953	1:40.901	327.8	1:24:47.586															
22	2	3:47.793 B	34.120	1:21.926	1:51.747	327.8	1:28:35.379															
23	1	5:13.745	2:09.193	1:23.184	1:41.368	328.8	1:33:49.124															
24	1	3:46.270 B	34.116	1:23.191	1:48.963	327.8	1:37:35.394															
25	1	14:50.441	...	1:25.587	1:41.796	322.0	1:52:25.835															
26	1	3:36.452	34.314	1:22.737	1:39.401	325.8	1:56:02.287															
27	1	3:36.967	34.913	1:22.153	1:39.901	325.8	1:59:39.254															
28	1	3:35.147	33.870	1:21.802	1:39.475	328.8	2:03:14.401															
5	Porsche Penske Motorsport Porsche 963							22	2	3:32.976	33.179	1:21.797	1:38.000	334.9	40:45.936							
	1. Dane CAMERON															3. Frédéric MAKOWIECKI						
	2. Michael CHRISTENSEN															HYPERCAR H						
	1	3	12:51.906	9:50.882	1:22.545	1:38.479	331.8									12:51.906						
	2	3	3:35.121	33.609	1:21.190	1:40.322	331.8									16:27.027						
	3	3	3:31.964	33.347	1:21.649	1:36.968	334.9									19:58.991						
	4	3	3:29.940	32.832	1:20.641	1:36.467	331.8									23:28.931						
	5	3	3:37.456 B	33.002	1:20.494	1:43.960	331.8									27:06.387						
	6	2	6:34.157	3:34.387	1:21.501	1:38.269	327.8									33:40.544						
	7	2	3:32.416	33.426	1:22.082	1:36.908	331.8									37:12.960						
	8	2	3:32.976	33.179	1:21.797	1:38.000	334.9									40:45.936						
	9	2	3:31.825	32.873	1:20.438	1:38.514	330.8									44:17.761						
	10	2	3:42.021 B	33.043	1:20.759	1:48.219	329.8									47:59.782						
	11	1	6:50.213	3:45.553	1:23.598	1:41.062	319.1									54:49.995						
	12	1	3:53.770 B	33.550	1:22.144	1:58.076	329.8									58:43.765						
	13	1	6:23.181	3:23.520	1:22.081	1:37.580	329.8									1:05:06.946						
	14	1	3:33.781	33.562	1:22.852	1:37.367	329.8									1:08:40.727						
	15	1	3:36.963	35.145	1:21.742	1:40.076	330.8									1:12:17.690						
	16	1	3:32.107	33.179	1:21.948	1:36.980	332.9									1:15:49.797						
17	1	3:34.353	34.006	1:21.775	1:38.572	329.8	1:19:24.150															
18	1	3:35.427	33.568	1:20.770	1:41.089	333.9	1:22:59.577															





FIA WEC

91^e Edition des 24 Heures du Mans

Free Practice 2

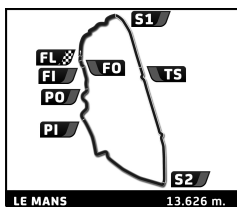


Sector Analysis

Lap under Red Flag Invalidated Lap Personal Best Session Best Crossing the pit lane

Lap	D	Time	Sector 1	Sector 2	Sector 3	T. Spd	Elapsed	Lap	D	Time	Sector 1	Sector 2	Sector 3	T. Spd	Elapsed									
19	1	3:29.307	32.896	1:20.133	1:36.278	331.8	1:26:28.884	14	3	3:30.352	33.169	1:20.744	1:36.439	331.8	52:38.975									
20	1	3:41.415	B	35.249	1:20.826	1:45.340	333.9	1:30:10.299	15	3	3:31.972	33.109	1:21.279	1:37.584	323.9	56:10.947								
21	1	5:13.780		2:14.796	1:21.576	1:37.408	329.8	1:35:24.079	16	3	3:33.010	33.344	1:20.524	1:39.142	338.1	59:43.957								
22	1	3:31.111		33.681	1:20.743	1:36.687	331.8	1:38:55.190	17	3	3:37.704	B	33.186	1:21.323	1:43.195	337.0	1:03:21.661							
23	1	3:33.030		33.277	1:21.393	1:38.360	336.0	1:42:28.220	18	3	6:53.851		3:53.568	1:21.669	1:38.614	328.8	1:10:15.512							
24	1	3:31.631		33.082	1:20.446	1:38.103	330.8	1:45:59.851	19	3	3:30.219		33.166	1:20.905	1:36.148	331.8	1:13:45.731							
25	1	3:31.279		33.044	1:21.022	1:37.213	334.9	1:49:31.130	20	3	3:30.399		33.232	1:20.757	1:36.410	329.8	1:17:16.130							
26	1	3:32.420		33.027	1:22.047	1:37.346	318.2	1:53:03.550	21	3	3:32.347		32.980	1:20.680	1:38.687	334.9	1:20:48.477							
27	1	3:33.272		33.923	1:21.435	1:37.914	330.8	1:56:36.822	22	3	3:59.408	B	33.332	1:20.507	2:05.569	329.8	1:24:47.885							
28	1	3:32.239		34.201	1:20.496	1:37.542	330.8	2:00:09.061	23	2	5:04.756	B	1:56.741	1:22.494	1:45.521	326.8	1:29:52.641							
6 Porsche Penske Motorsport 1. Kévin ESTRE 2. André LOTTERER 3. Laurens VANTHOOR Porsche 963 HYPERCAR H								24								2	5:43.472		2:40.335	1:22.154	1:40.983	328.8	1:35:36.113	
1								2	25:57.197	...	1:23.392	1:39.256	324.9	25:57.197	25	2	3:32.184		32.938	1:20.350	1:38.896	327.8	1:39:08.297	
2								2	3:35.185		34.664	1:22.716	1:37.805	316.3	29:32.382	26	2	3:30.606		32.987	1:20.466	1:37.153	337.0	1:42:38.903
3								2	3:32.898		33.517	1:21.371	1:38.010	333.9	33:05.280	27	2	3:29.624		32.959	1:20.299	1:36.366	332.9	1:46:08.527
4								2	3:33.405		33.500	1:22.068	1:37.837	330.8	36:38.685	28	2	3:29.869		32.873	1:20.268	1:36.728	337.0	1:49:38.396
5								2	3:43.730	B	33.214	1:21.323	1:49.193	331.8	40:22.415	29	2	3:29.773		32.929	1:20.308	1:36.536	333.9	1:53:08.169
6								1	4:53.266		1:54.181	1:21.879	1:37.206	329.8	45:15.681	30	2	3:32.113		33.306	1:20.084	1:38.723	338.1	1:56:40.282
7								1	3:31.880		33.632	1:21.516	1:36.732	330.8	48:47.561	31	2	3:30.525		33.441	1:20.318	1:36.766	336.0	2:00:10.807
8								1	3:32.383		33.015	1:20.906	1:38.462	328.8	52:19.944	8 Toyota Gazoo Racing 1. Sébastien BUEMI 2. Brendon HARTLEY 3. Ryo HIRAKAWA Toyota GR010 HYBRID HYPERCAR H								
9								1	3:31.389		32.931	1:20.798	1:37.660	329.8	55:51.333	1	3	6:26.276	B	3:14.550	1:24.341	1:47.385	320.1	6:26.276
10								1	3:30.740		33.816	1:20.511	1:36.413	329.8	59:22.073	2	3	4:30.986		1:33.337	1:20.780	1:36.869	332.9	10:57.262
11								1	3:31.758		32.930	1:20.540	1:38.288	327.8	1:02:53.831	3	3	3:33.396		33.817	1:21.332	1:38.247	338.1	14:30.658
12								1	3:41.577	B	32.913	1:21.769	1:46.895	328.8	1:06:35.408	4	3	3:30.151		33.246	1:20.463	1:36.442	329.8	18:00.809
13								3	5:06.588		2:05.504	1:22.626	1:38.458	318.2	1:11:41.996	5	3	3:31.420		33.024	1:20.524	1:37.872	332.9	21:32.229
14								3	3:33.208		33.925	1:22.162	1:37.121	321.0	1:15:15.204	6	3	3:38.150	B	33.034	1:20.539	1:44.577	329.8	25:10.379
15								3	3:31.176		32.849	1:20.881	1:37.446	336.0	1:18:46.380	7	1	8:05.378		5:05.511	1:21.966	1:37.901	301.3	33:15.757
16								3	3:29.157		32.577	1:20.641	1:35.939	325.8	1:22:15.537	8	1	3:31.454		33.224	1:20.960	1:37.270	328.8	36:47.211
17								3	3:28.878		32.456	1:20.343	1:36.079	329.8	1:25:44.415	9	1	3:34.023		33.221	1:20.490	1:40.312	329.8	40:21.234
18								3	3:29.629		32.818	1:20.678	1:36.133	320.1	1:29:14.044	10	1	3:31.035		32.998	1:20.509	1:37.528	331.8	43:52.269
19								3	3:39.001	B	32.811	1:21.365	1:44.825	334.9	1:32:53.045	11	1	3:30.500		32.905	1:20.517	1:37.078	331.8	47:22.769
20								3	5:27.308		2:26.177	1:23.004	1:38.127	311.8	1:38:20.353	12	1	3:35.328		32.999	1:21.889	1:40.440	332.9	50:58.097
21								3	3:32.754		32.933	1:21.487	1:38.334	311.8	1:41:53.107	13	1	3:54.894	B	33.733	1:20.861	2:00.300	339.1	54:52.991
22								3	3:37.060	B	33.006	1:20.248	1:43.806	325.8	1:45:30.167	14	1	5:46.514		2:44.236			331.8	1:00:39.505
23								3	10:03.696		7:03.971	1:21.642	1:38.083	316.3	1:55:33.863	15	1	3:32.899		33.057	1:20.959	1:38.883	328.8	1:04:12.404
24								3	3:43.756	B	33.364	1:22.564	1:47.828	315.4	1:59:17.619	16	1	3:43.913	B	33.312	1:24.747	1:45.854	330.8	1:07:56.317
7 Toyota Gazoo Racing 1. Mike CONWAY 2. Kamui KOBAYASHI 3. Jose Maria LOPEZ Toyota GR010 HYBRID HYPERCAR H								17								2	4:45.812		1:43.712	1:22.239	1:39.861	324.9	1:12:42.129	
1								1	4:58.621		1:58.590	1:22.417	1:37.614	322.0	4:58.621	18	2	3:38.344		34.589	1:22.783	1:40.972	312.7	1:16:20.473
2								1	3:31.550		32.960	1:20.760	1:37.830	331.8	8:30.171	19	2	3:33.311		33.412	1:21.894	1:38.005	337.0	1:19:53.784
3								1	3:32.024		32.993	1:20.410	1:38.621	329.8	12:02.195	20	2	3:35.712		33.797	1:21.361	1:40.554	333.9	1:23:29.496
4								1	3:29.623		33.135	1:20.249	1:36.239	337.0	15:31.818	21	2	3:33.445		33.295	1:21.009	1:39.141	338.1	1:27:02.941
5								1	3:31.979		33.812	1:21.382	1:36.785	321.0	19:03.797	22	2	3:40.034	B	33.163	1:21.655	1:45.216	333.9	1:30:42.975
6								1	3:32.080		34.220	1:20.969	1:36.891	326.8	22:35.877	23	2	5:30.428		2:30.574	1:21.011	1:38.843	330.8	1:36:13.403
7								1	3:29.981		32.912	1:20.502	1:36.567	333.9	26:05.858	24	2	3:30.506		33.117	1:20.416	1:36.973	331.8	1:39:43.909
8								1	3:31.330		32.949	1:21.145	1:37.236	317.2	29:37.188	25	2	3:30.817		33.087	1:21.115	1:36.615	302.2	1:43:14.726
9								1	3:31.327		33.171	1:20.173	1:37.983	337.0	33:08.515	26	2	3:30.669		33.261	1:20.395	1:37.013	327.8	1:46:45.395
10								1	3:32.703		34.267	1:21.190	1:37.246	337.0	36:41.218	27	2	3:38.501	B	33.546	1:21.229	1:43.726	321.0	1:50:23.896
11								1	3:32.424		33.105	1:20.424	1:38.895	334.9	40:13.642	28	3	5:16.203		2:15.432	1:21.511	1:39.260	328.8	1:55:40.099
12								1	3:38.316	B	33.255	1:20.708	1:44.353	329.8	43:51.958	29	3	3:31.542		33.384	1:20.904	1:37.254	329.8	1:59:11.641
13								3	5:16.665		2:17.548	1:21.612	1:37.505	331.8	49:08.623	30	3	3:30.827		33.230	1:20.899	1:36.698	331.8	2:02:42.468





FIA WEC

91^e Edition des 24 Heures du Mans

Free Practice 2



Sector Analysis

Lap under Red Flag Invalidated Lap Personal Best Session Best B Crossing the pit lane

Lap	D	Time	Sector 1	Sector 2	Sector 3	T. Spd	Elapsed	Lap	D	Time	Sector 1	Sector 2	Sector 3	T. Spd	Elapsed		
9	3	3:59.057	37.516	1:31.233	1:59.308	297.2	40:53.261	14	3	3:41.508	34.435	1:24.179	1:42.894	321.0	1:20:48.252		
10	3	4:07.784	B	37.573	1:32.394	1:57.817	296.4	45:01.045	15	3	3:40.912	35.083	1:24.032	1:41.797	318.2	1:24:29.164	
11	2	5:19.739	B	1:46.477	1:33.215	2:00.047	295.6	50:20.784	16	3	3:53.598	B	35.006	1:24.371	1:54.221	320.1	1:28:22.762
12	2	6:04.789	B	1:52.362	1:53.978	2:18.449	205.3	56:25.573	17	2	5:23.063	2:14.460	1:25.884	1:42.719	316.3	1:33:45.825	
13	2	7:54.828	4:26.852	1:35.305	1:52.671	257.0	1:04:20.401	18	2	3:42.928	35.367	1:25.497	1:41.964	321.0	1:37:28.653		
14	2	4:01.200	37.785	1:32.257	1:51.158	295.6	1:08:21.601	19	2	3:40.958	34.628	1:25.309	1:41.021	317.2	1:41:09.611		
15	2	3:57.803	37.560	1:31.003	1:49.240	296.4	1:12:19.404	20	2	3:40.482	34.517	1:24.710	1:41.255	317.2	1:44:50.093		
16	2	4:05.503	B	38.401	1:31.195	1:55.907	298.8	1:16:24.907	21	2	3:40.116	34.212	1:24.526	1:41.378	316.3	1:48:30.209	

21 **AF Corse** Ferrari 488 GTE Evo
 1. Simon MANN LMGT E Am
 2. Julien PIGUET 3. Ulysse DE PAUW

1	1	14:52.487	...	1:35.822	1:52.335	285.4	14:52.487	
2	1	4:05.520	38.053	1:32.662	1:54.805	290.8	18:58.007	
3	1	4:01.687	38.062	1:32.605	1:51.020	292.4	22:59.694	
4	1	4:01.902	39.140	1:32.566	1:50.196	293.2	27:01.596	
5	1	4:06.765	B	38.072	1:31.948	1:56.745	294.0	31:08.361
6	1	5:16.206	1:53.320	1:31.936	1:50.950	294.8	36:24.567	
7	1	3:57.841	37.120	1:31.239	1:49.482	294.0	40:22.408	
8	1	4:05.857	38.601	1:34.103	1:53.153	296.4	44:28.265	
9	1	4:01.227	38.649	1:32.431	1:50.147	291.6	48:29.492	
10	1	3:59.689	37.560	1:31.749	1:50.380	281.7	52:29.181	
11	1	4:03.797	B	37.110	1:31.299	1:55.388	294.0	56:32.978
12	2	6:20.664	2:52.666	1:34.009	1:53.989	290.8	1:02:53.642	
13	2	4:02.556	38.464	1:32.364	1:51.728	294.0	1:06:56.198	
14	2	4:04.285	39.148	1:33.187	1:51.950	291.6	1:11:00.483	
15	2	4:05.275	39.368	1:33.252	1:52.655	290.0	1:15:05.758	
16	2	4:05.130	38.409	1:34.304	1:52.417	285.4	1:19:10.888	
17	2	4:12.599	B	38.123	1:34.538	1:59.938	292.4	1:23:23.487
18	3	6:13.853	B	2:39.052	1:33.490	2:01.311	290.8	1:29:37.340
19	3	4:34.676	1:10.083	1:33.206	1:51.387	290.0	1:34:12.016	
20	3	3:59.739	37.585	1:31.827	1:50.327	294.0	1:38:11.755	
21	3	3:58.630	37.435	1:31.550	1:49.645	296.4	1:42:10.385	
22	3	3:57.279	37.508	1:30.865	1:48.906	296.4	1:46:07.664	
23	3	3:56.653	37.046	1:30.847	1:48.760	294.0	1:50:04.317	
24	3	3:56.616	36.977	1:30.495	1:49.144	294.0	1:54:00.933	
25	3	3:57.122	37.576	1:30.492	1:49.054	296.4	1:57:58.055	
26	3	4:05.642	B	38.126	1:30.659	1:56.857	294.0	2:02:03.697

22 **United Autosports** Oreca 07 - Gibson LMP2
 1. Philip HANSON 3. Frederick LUBIN
 2. Filipe ALBUQUERQUE

1	1	28:41.144	...	1:26.068	1:44.249	311.8	28:41.144	
2	1	3:40.766	34.666	1:24.488	1:41.612	316.3	32:21.910	
3	1	3:39.770	34.848	1:25.080	1:39.842	317.2	36:01.680	
4	1	3:40.264	34.243	1:24.119	1:41.902	315.4	39:41.944	
5	1	3:51.066	34.046	1:25.375	1:51.645	320.1	43:33.010	
6	1	3:38.582	35.100	1:24.359	1:39.123	320.1	47:11.592	
7	1	3:46.927	B	34.401	1:24.107	1:48.419	317.2	50:58.519
8	3	7:35.349	4:24.698	1:26.399	1:44.252	296.4	58:33.868	
9	3	3:46.412	35.462	1:26.249	1:44.701	313.6	1:02:20.280	
10	3	3:40.957	34.599	1:24.414	1:41.944	321.0	1:06:01.237	
11	3	3:43.261	34.747	1:24.736	1:43.778	317.2	1:09:44.498	
12	3	3:42.097	35.311	1:24.812	1:41.974	316.3	1:13:26.595	
13	3	3:40.149	34.568	1:24.665	1:40.916	321.0	1:17:06.744	

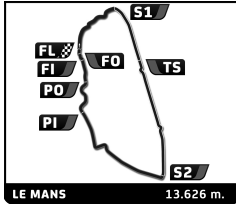
23 **United Autosports** Oreca 07 - Gibson LMP2
 1. Joshua PIERSON 3. Oliver JARVIS
 2. Tom BLOMQUIST

1	3	11:03.168	7:49.426	1:28.121	1:45.621	308.2	11:03.168	
2	3	3:40.286	34.521	1:24.737	1:41.028	318.2	14:43.454	
3	3	3:38.153	34.265	1:24.319	1:39.569	316.3	18:21.607	
4	3	3:41.884	34.679	1:26.181	1:41.024	317.2	22:03.491	
5	3	4:10.351	B	34.859	1:24.361	2:11.131	315.4	26:13.842
6	3	1:44.182	8:36.043	1:26.938	1:41.201	309.1	37:58.024	
7	3	3:38.289	34.238	1:24.399	1:39.652	313.6	41:36.313	
8	3	3:38.274	34.093	1:24.188	1:39.993	313.6	45:14.587	
9	3	3:40.569	34.295	1:24.300	1:41.974	318.2	48:55.156	
10	3	3:40.685	34.334	1:24.718	1:41.633	302.2	52:35.841	
11	3	3:50.937	B	34.761	1:25.791	1:50.385	300.5	56:26.778
12	1	9:58.335	6:46.582	1:27.168	1:44.585	312.7	1:06:25.113	
13	1	3:43.821	35.351	1:25.868	1:42.602	312.7	1:10:08.934	
14	1	3:43.120	34.645	1:25.104	1:43.371	313.6	1:13:52.054	
15	1	3:40.035	34.349	1:24.881	1:40.805	313.6	1:17:32.089	
16	1	3:47.054	B	34.467	1:24.625	1:47.962	313.6	1:21:19.143
17	2	5:09.139	1:58.010	1:26.872	1:44.257	311.8	1:26:28.282	
18	2	3:44.721	35.528	1:25.183	1:44.010	318.2	1:30:13.003	
19	2	3:42.074	34.886	1:25.134	1:42.054	315.4	1:33:55.077	
20	2	3:42.459	34.709	1:25.026	1:42.724	314.5	1:37:37.536	
21	2	3:39.874	34.783	1:24.649	1:40.442	314.5	1:41:17.410	
22	2	3:46.608	B	34.511	1:25.734	1:46.363	313.6	1:45:04.018
23	2	5:36.328	2:24.801	1:28.723	1:42.804	264.5	1:50:40.346	
24	2	3:52.106	B	34.949	1:24.457	1:52.700	315.4	1:54:32.452

24 **Hendrick Motorsports** Chevrolet Camaro ZL1 INNOVATIVE CAR
 1. Jimmie JOHNSON 3. Jenson BUTTON
 2. Mike ROCKENFELLER

1	3	5:43.185	2:20.246	1:32.140	1:50.799	290.8	5:43.185	
2	3	3:52.868	36.833	1:28.547	1:47.488	305.6	9:36.053	
3	3	3:53.819	36.791	1:29.211	1:47.817	310.9	13:29.872	
4	3	3:52.503	36.593	1:28.376	1:47.534	301.3	17:22.375	
5	3	3:52.565	36.723	1:28.228	1:47.614	309.1	21:14.940	
6	3	3:54.934	37.224	1:29.315	1:48.395	302.2	25:09.874	
7	3	3:54.378	36.789	1:29.888	1:47.701	308.2	29:04.252	
8	3	3:59.906	B	36.821	1:28.562	1:54.523	305.6	33:04.158
9	2	5:39.781	2:15.559	1:32.105	1:52.117	291.6	38:43.939	
10	2	3:54.059	36.796	1:29.056	1:48.207	305.6	42:37.998	
11	2	3:51.904	36.814	1:28.304	1:46.786	309.1	46:29.902	





FIA WEC

91^e Edition des 24 Heures du Mans

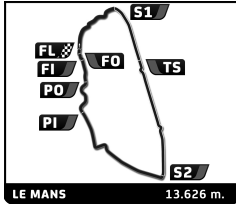
Free Practice 2



Sector Analysis

Lap under Red Flag							Invalidated Lap							Personal Best							Session Best							B Crossing the pit lane																																																																																																																																																																																																																											
Lap	D	Time	Sector 1	Sector 2	Sector 3	T. Spd	Elapsed	Lap	D	Time	Sector 1	Sector 2	Sector 3	T. Spd	Elapsed	Lap	D	Time	Sector 1	Sector 2	Sector 3	T. Spd	Elapsed	Lap	D	Time	Sector 1	Sector 2	Sector 3	T. Spd	Elapsed																																																																																																																																																																																																																								
17	2	3:40.795	34.431	1:24.477	1:41.887	314.5	1:22:20.963	12	1	3:55.619	37.030	1:30.541	1:48.048	297.2	1:43:55.710	13	1	3:55.405	36.720	1:30.357	1:48.328	296.4	1:47:51.115	14	1	3:54.764	36.826	1:30.324	1:47.614	293.2	1:51:45.879																																																																																																																																																																																																																								
18	2	3:49.722 B	34.828	1:24.400	1:50.494	315.4	1:26:10.685	15	1	3:56.516	36.736	1:30.358	1:49.422	296.4	1:55:42.395	16	1	4:02.742 B	36.846	1:30.530	1:55.366	295.6	1:59:45.137																																																																																																																																																																																																																																
19	1	6:41.233	3:29.885	1:27.228	1:44.120	310.0	1:32:51.918																																																																																																																																																																																																																																																
20	1	3:43.209	35.073	1:26.103	1:42.033	310.0	1:36:35.127																																																																																																																																																																																																																																																
21	1	3:42.001	34.834	1:25.492	1:41.675	312.7	1:40:17.128																																																																																																																																																																																																																																																
22	1	3:42.362	35.206	1:25.742	1:41.414	312.7	1:43:59.490																																																																																																																																																																																																																																																
23	1	3:42.368	34.689	1:25.314	1:42.365	313.6	1:47:41.858																																																																																																																																																																																																																																																
24	1	3:41.385	34.606	1:25.006	1:41.773	311.8	1:51:23.243																																																																																																																																																																																																																																																
25	1	3:43.497	35.175	1:25.569	1:42.753	300.5	1:55:06.740																																																																																																																																																																																																																																																
26	1	3:40.591	34.635	1:25.099	1:40.857	312.7	1:58:47.331																																																																																																																																																																																																																																																
27	1	3:43.411	35.402	1:25.757	1:42.252	310.0	2:02:30.742																																																																																																																																																																																																																																																
32 Inter Europol Competition							Oreca 07 - Gibson							34 Inter Europol Competition							Oreca 07 - Gibson																																																																																																																																																																																																																																		
1. Mark KVAMME							3. Anders FJORBACH							1. Jakub SMIECHOWSKI							3. Fabio SCHERER																																																																																																																																																																																																																																		
2. Jan MAGNUSSEN							LMP2 P/A							2. Albert COSTA							LMP2																																																																																																																																																																																																																																		
1	1	9:54.086	6:32.749	1:31.266	1:50.071	306.5	9:54.086	1	2	7:13.200	3:52.471	1:34.980	1:45.749	268.4	7:13.200	2	2	3:42.614	35.823	1:25.335	1:41.456	314.5	10:55.814	3	2	3:44.851	34.896	1:26.643	1:43.312	320.1	14:40.665	4	2	3:40.228	34.668	1:24.524	1:41.036	315.4	18:20.893	5	2	3:42.392	35.174	1:25.830	1:41.388	318.2	22:03.285	6	2	3:43.566	35.931	1:24.882	1:42.753	322.0	25:46.851	7	2	3:41.270	34.418	1:24.746	1:42.106	315.4	29:28.121	8	2	3:42.073	34.726	1:24.821	1:42.526	318.2	33:10.194	9	2	3:41.133	35.078	1:24.313	1:41.742	308.2	36:51.327	10	2	3:39.975	34.589	1:24.496	1:40.890	316.3	40:31.302	11	2	3:47.608 B	34.560	1:24.165	1:48.883	314.5	44:18.910	12	1	8:00.780	4:47.307	1:28.161	1:45.312	289.3	52:19.690	13	1	3:42.580	35.107	1:24.885	1:42.588	316.3	56:02.270	14	1	3:44.759	34.560	1:25.471	1:44.728	316.3	59:47.029	15	1	3:41.793	34.959	1:24.824	1:42.010	314.5	1:03:28.822	16	1	3:41.945	34.655	1:24.911	1:42.379	313.6	1:07:10.767	17	1	3:43.075	36.307	1:24.748	1:42.020	312.7	1:10:53.842	18	1	3:40.546	35.569	1:24.637	1:40.340	314.5	1:14:34.388	19	1	3:38.931	34.685	1:24.370	1:39.876	314.5	1:18:13.319	20	1	3:41.120	35.055	1:24.763	1:41.302	317.2	1:21:54.439	21	1	3:48.529 B	35.335	1:24.329	1:48.865	316.3	1:25:42.968	22	3	5:26.745	2:17.357	1:26.072	1:43.316	310.9	1:31:09.713	23	3	3:42.009	35.919	1:25.648	1:40.442	319.1	1:34:51.722	24	3	3:39.000	35.541	1:26.319	1:44.773	310.9	1:23:00.357	25	3	3:42.133	34.830	1:25.460	1:41.843	314.5	1:26:42.490	26	3	3:49.085 B	34.876	1:25.469	1:48.740	312.7	1:30:31.575	27	3	3:38.986	34.724	1:24.153	1:40.109	307.3	1:49:27.611	28	3	3:38.535	34.703	1:24.385	1:39.447	307.3	1:53:06.146	29	3	3:38.431	34.552	1:24.388	1:39.491	288.5	1:56:44.577	30	3	3:38.399	34.630	1:23.866	1:39.903	308.2	2:00:22.976
33 Corvette Racing							Chevrolet Corvette C8.R							35 Alpine Elf Team							Oreca 07 - Gibson																																																																																																																																																																																																																																		
1. Nicky CATSBURG							3. Nicolas VARRONE							1. André NEGRÃO							3. Memo ROJAS																																																																																																																																																																																																																																		
2. Ben KEATING							LMGT E Am							2. Olli CALDWELL							LMP2																																																																																																																																																																																																																																		
1	2	52:03.758	...	1:34.240	1:54.029	291.6	52:03.758	1	1	8:19.969	5:10.771	1:28.337	1:40.861	310.0	8:19.969	2	1	3:42.184	34.273	1:24.766	1:43.145	315.4	12:02.153	3	1	3:40.577	34.807	1:24.724	1:41.046	313.6	15:42.730	4	1	3:41.018	34.703	1:24.991	1:41.324	315.4	19:23.748	5	1	3:49.947 B	35.246	1:25.173	1:49.528	316.3	23:13.695	6	3	5:19.132	2:02.986	1:29.520	1:46.626	289.3	28:32.827	7	3	3:48.103	35.631	1:27.553	1:44.919	311.8	32:20.930	8	3	3:46.712	35.301	1:26.927	1:44.484	313.6	36:07.642	9	3	3:45.056	35.401	1:25.886	1:43.769	312.7	39:52.698	10	3	3:44.168	35.173	1:25.657	1:43.338	315.4	43:36.866	11	3	3:57.084 B	35.129	1:30.155	1:51.800	311.8	47:33.950	12	2	5:36.256	2:26.058	1:26.757	1:43.441	313.6	53:10.206																																																																																																																																																





FIA WEC

91^e Edition des 24 Heures du Mans

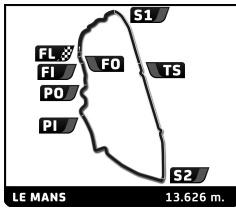
Free Practice 2



Sector Analysis

Lap under Red Flag								Invalidated Lap		Personal Best		Session Best		B Crossing the pit lane	
Lap	D	Time	Sector 1	Sector 2	Sector 3	T. Spd	Elapsed	Lap	D	Time	Sector 1	Sector 2	Sector 3	T. Spd	Elapsed
13	2	3:45.807	35.914	1:26.577	1:43.316	311.8	56:56.013								
14	2	3:46.000	35.267	1:26.604	1:44.129	312.7	1:00:42.013								
15	2	3:46.867	35.246	1:26.269	1:45.352	311.8	1:04:28.880								
16	2	3:48.607	35.423	1:26.590	1:46.594	316.3	1:08:17.487								
17	2	3:47.208	34.797	1:25.710	1:46.701	314.5	1:12:04.695								
18	2	3:43.757	35.057	1:25.929	1:42.771	311.8	1:15:48.452								
19	2	3:46.805	36.209	1:25.837	1:44.759	315.4	1:19:35.257								
20	2	3:42.046	34.781	1:24.855	1:42.410	313.6	1:23:17.303								
21	2	3:42.067	35.063	1:25.002	1:42.002	314.5	1:26:59.370								
22	2	3:51.500 B	35.023	1:25.458	1:51.019	315.4	1:30:50.870								
23	2	11:58.470	8:47.202	1:28.076	1:43.192	290.8	1:42:49.340								
24	2	3:44.162	35.094	1:26.360	1:42.708	312.7	1:46:33.502								
25	2	3:43.034	34.898	1:25.506	1:42.630	311.8	1:50:16.536								
26	2	3:44.807	34.738	1:25.660	1:44.409	314.5	1:54:01.343								
27	2	3:45.809	36.413	1:25.822	1:43.574	316.3	1:57:47.152								
28	2	3:43.134	34.801	1:25.071	1:43.262	315.4	2:01:30.286								
36	Alpine Elf Team		3.Julien CANAL		Oreca 07 - Gibson LMP2										
		1.Matthieu VAXIVIERE		2.Charles MILESI											
1	3	4:15.034	59.222	1:31.073	1:44.739	275.3	4:15.034								
2	3	3:43.930	35.002	1:26.436	1:42.492	310.9	7:58.964								
3	3	3:45.413	35.898	1:26.228	1:43.287	314.5	11:44.377								
4	3	3:42.154	34.872	1:25.606	1:41.676	314.5	15:26.531								
5	3	3:43.562	35.272	1:25.784	1:42.506	312.7	19:10.093								
6	3	3:47.678	35.053	1:28.269	1:44.356	316.3	22:57.771								
7	3	3:43.145	34.917	1:26.022	1:42.206	310.9	26:40.916								
8	3	3:46.246	34.791	1:25.596	1:45.859	313.6	30:27.162								
9	3	3:48.026	35.195	1:27.440	1:45.391	310.9	34:15.188								
10	3	3:46.729	35.862	1:27.544	1:43.323	314.5	38:01.917								
11	3	3:52.408 B	35.283	1:26.208	1:50.917	311.8	41:54.325								
12	2	5:21.802	2:12.623	1:26.900	1:42.279	310.0	47:16.127								
13	2	3:42.765	35.286	1:25.780	1:41.699	314.5	50:58.892								
14	2	3:41.666	34.760	1:25.096	1:41.810	317.2	54:40.558								
15	2	3:42.796	34.829	1:26.075	1:41.892	307.3	58:23.354								
16	2	3:40.370	34.574	1:24.795	1:41.001	317.2	1:02:03.724								
17	2	3:39.450	34.419	1:24.690	1:40.341	313.6	1:05:43.174								
18	2	3:39.699	34.542	1:24.720	1:40.437	315.4	1:09:22.873								
19	2	3:40.500	34.424	1:24.574	1:41.502	317.2	1:13:03.373								
20	2	3:39.743	34.477	1:24.376	1:40.890	315.4	1:16:43.116								
21	2	3:44.254	34.369	1:24.486	1:45.399	318.2	1:20:27.370								
22	2	3:46.838 B	34.430	1:25.002	1:47.406	312.7	1:24:14.208								
23	1	4:56.141	1:44.588	1:27.455	1:44.098	310.9	1:29:10.349								
24	1	3:47.875	35.016	1:26.964	1:45.895	315.4	1:32:58.224								
25	1	3:43.882	35.333	1:26.043	1:42.506	310.9	1:36:42.106								
26	1	3:42.144	34.849	1:25.612	1:41.683	311.8	1:40:24.250								
27	1	3:41.033	34.750	1:25.020	1:41.263	316.3	1:44:05.283								
28	1	3:42.393	34.695	1:24.786	1:42.912	314.5	1:47:47.676								
29	1	3:42.530	34.694	1:25.911	1:41.925	291.6	1:51:30.206								
30	1	3:41.664	35.043	1:25.262	1:41.359	315.4	1:55:11.870								
31	1	3:43.309	35.850	1:25.719	1:41.740	311.8	1:58:55.179								
32	1	3:39.963	34.551	1:24.779	1:40.633	312.7	2:02:35.142								
37	COOL Racing		3.Malthe JAKOBSEN		Oreca 07 - Gibson LMP2 P/A										
		1.Nicolas LAPIERRE		2.Alexandre COIGNY											
1	2	9:00.703	5:42.689	1:29.452	1:49.562	309.1	9:00.703								
2	2	3:48.661	36.122	1:27.249	1:45.290	314.5	12:49.364								
3	2	3:50.380	36.366	1:27.118	1:46.896	316.3	16:39.744								
4	2	3:51.429	36.464	1:28.098	1:46.867	315.4	20:31.173								
5	2	3:49.999	36.583	1:27.778	1:45.638	315.4	24:21.172								
6	2	3:47.923	36.006	1:27.005	1:44.912	313.6	28:09.095								
7	2	3:56.984 B	36.098	1:26.743	1:54.143	313.6	32:06.079								
8	3	6:38.625 B	3:19.767	1:28.842	1:50.016	314.5	38:44.704								
9	3	4:30.834	1:23.910	1:25.537	1:41.387	312.7	43:15.538								
10	3	3:40.074	34.606	1:24.621	1:40.847	317.2	46:55.612								
11	3	3:44.114	34.813	1:24.284	1:45.017	320.1	50:39.726								
12	3	3:40.228	35.199	1:24.762	1:40.267	319.1	54:19.954								
13	3	3:40.449	35.145	1:24.994	1:40.310	319.1	58:00.403								
14	3	3:41.097	34.565	1:24.205	1:42.327	318.2	1:01:41.500								
15	3	3:48.586 B	35.819	1:25.130	1:47.637	316.3	1:05:30.086								
16	1	5:38.771	2:27.836	1:27.742	1:43.193	310.0	1:11:08.857								
17	1	3:43.225	35.028	1:25.846	1:42.351	314.5	1:14:52.082								
18	1	3:52.031 B	36.276	1:26.511	1:49.244	310.9	1:18:44.113								
19	1	12:25.170	9:12.954	1:28.451	1:43.765	298.8	1:31:09.283								
20	1	3:44.580	36.095	1:26.341	1:42.144	313.6	1:34:53.863								
21	1	3:39.507	34.738	1:24.452	1:40.317	315.4	1:38:33.370								
22	1	3:40.199	35.369	1:24.492	1:40.338	315.4	1:42:13.569								
23	1	3:41.967	34.799	1:24.718	1:42.450	316.3	1:45:55.536								
24	1	3:49.796 B	35.251	1:25.132	1:49.413	319.1	1:49:45.332								
38	Hertz Team JOTA		3.Yifei YE		Porsche 963 HYPERCAR H										
		1.Antonio Felix DA COSTA		2.William STEVENS											
1	1	23:30.773	...	1:23.375	1:38.732	328.8	23:30.773								
2	1	3:32.564	33.208	1:20.898	1:38.458	333.9	27:03.337								
3	1	3:33.004	34.048	1:21.348	1:37.608	329.8	30:36.341								
4	1	3:33.022	33.731	1:20.799	1:38.492	332.9	34:09.363								
5	1	3:30.125	32.990	1:20.529	1:36.606	329.8	37:39.488								
6	1	4:04.754 B	33.232	1:20.534	2:10.988	331.8	41:44.242								
7	3	4:56.005	1:53.855	1:23.106	1:39.044	310.0	46:40.247								
8	3	3:34.441	33.792	1:21.739	1:38.910	331.8	50:14.688								
9	3	3:34.536	35.449	1:21.538	1:37.549	331.8	53:49.224								
10	3	3:32.924	33.168	1:20.911	1:38.845	329.8	57:22.148								
11	3	4:07.014 B	32.871	1:20.460	2:13.683	329.8	1:01:29.162								
12	3	4:46.983	1:44.948	1:23.176	1:38.859	325.8	1:06:16.145								
13	3	3:32.567	33.337	1:21.327	1:37.903	333.9	1:09:48.712								
14	3	3:31.105	33.167	1:21.001	1:36.937	332.9	1:13:19.817								
15	3	3:30.715	33.201	1:20.754	1:36.760	331.8	1:16:50.532								
16	3	3:42.318 B	33.137	1:20.697	1:48.484	332.9	1:20:32.850								
17	2	5:44.108	2:38.833	1:23.992	1:41.283	316.3	1:26:16.958								
18	2	3:35.810	34.617	1:22.575	1:38.618	331.8	1:29:52.768								
19	2	3:34.856	33.635	1:22.336	1:38.885	333.9	1:33:27.624								
20	2	3:34.929	33.432	1:21.380	1:40.117	328.8	1:37:02.553								
21	2	3:32.776	33.703	1:21.381	1:37.692	328.8	1:40:35.329								
22	2	3:41.286 B	33.122	1:20.767	1:47.397	329.8	1:44:16.615								
23	2	4:28.332	1:25.218	1:22.149	1:40.965	327.8	1:48:44.947								





FIA WEC

91^e Edition des 24 Heures du Mans

Free Practice 2

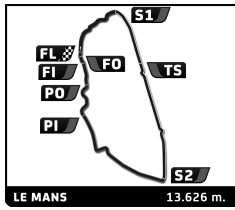


Sector Analysis

Lap under Red Flag Invalidated Lap Personal Best Session Best B Crossing the pit lane

Lap	D	Time	Sector 1	Sector 2	Sector 3	T. Spd	Elapsed	Lap	D	Time	Sector 1	Sector 2	Sector 3	T. Spd	Elapsed	
24	2	3:38.411	35.159	1:22.920	1:40.332	315.4	1:52:23.358	22	2	3:43.000	35.672	1:25.918	1:41.410	312.7	1:29:57.006	
25	2	3:30.401	32.978	1:20.443	1:36.980	328.8	1:55:53.759	23	2	3:42.892	34.326	1:25.123	1:43.443	314.5	1:33:39.898	
26	2	3:30.822	32.801	1:20.988	1:37.033	330.8	1:59:24.581	24	2	3:42.215	35.694	1:24.947	1:41.574	313.6	1:37:22.113	
27	2	3:29.784	33.397	1:20.425	1:35.962	329.8	2:02:54.365	25	2	3:42.093	34.449	1:24.761	1:42.883	315.4	1:41:04.206	
39	Graff Racing		1.Roberto LACORTE		3.Patrick PILET		Oreca 07 - Gibson									
	2.Giedo VAN DER GARDE						LMP2 P/A									
1	1	5:42.251	2:23.407	1:31.490	1:47.354	312.7	5:42.251	26	2	3:46.996 B	34.283	1:24.762	1:47.951	315.4	1:44:51.202	
2	1	3:47.471	36.103	1:26.647	1:44.721	314.5	9:29.722	27	1	5:24.143	2:11.915	1:29.160	1:43.068	309.1	1:50:15.345	
3	1	3:45.807	35.578	1:26.638	1:43.591	316.3	13:15.529	28	1	3:44.392	34.819	1:25.271	1:44.302	314.5	1:53:59.737	
4	1	3:44.510	35.411	1:26.142	1:42.957	317.2	17:00.039	29	1	3:43.258	34.954	1:25.900	1:42.404	316.3	1:57:42.995	
5	1	3:44.286	35.354	1:25.943	1:42.989	316.3	20:44.325	30	1	3:54.644 B	34.759	1:24.939	1:54.946	316.3	2:01:37.639	
6	1	3:53.455 B	35.430	1:26.346	1:51.679	319.1	24:37.780	43 DKR Engineering							Oreca 07 - Gibson	
7	3	5:35.249	2:24.117	1:26.282	1:44.850	317.2	30:13.029	1.Tom VAN ROMPUY		3.Maxime MARTIN				LMP2 P/A		
8	3	3:41.938	34.990	1:25.793	1:41.155	316.3	33:54.967	2.Ugo DE WILDE								
9	3	3:41.250	34.380	1:24.469	1:42.401	316.3	37:36.217	1	3	16:26.411	...	1:26.786	1:43.886	313.6	16:26.411	
10	3	3:40.361	34.422	1:24.883	1:41.056	316.3	41:16.578	2	3	3:44.043	34.719	1:27.537	1:41.787	319.1	20:10.454	
11	3	3:46.238 B	34.248	1:24.199	1:47.791	317.2	45:02.816	3	3	3:38.275	34.107	1:24.698	1:39.470	315.4	23:48.729	
12	2	4:54.055	7:45.501	1:25.985	1:42.569	315.4	55:56.871	4	3	3:38.345	34.070	1:25.134	1:39.141	315.4	27:27.074	
13	2	3:41.258	34.770	1:25.774	1:40.714	300.5	59:38.129	5	3	3:45.783 B	34.068	1:24.183	1:47.532	314.5	31:12.857	
14	2	3:39.640	34.493	1:24.700	1:40.447	316.3	1:03:17.769	6	1	5:51.776	2:35.541	1:28.659	1:47.576	303.0	37:04.633	
15	2	3:39.400	34.407	1:24.726	1:40.267	319.1	1:06:57.169	7	1	3:52.581	38.496	1:28.170	1:45.915	312.7	40:57.214	
16	2	3:48.527 B	35.573	1:24.519	1:48.435	315.4	1:10:45.696	8	1	3:49.725	36.362	1:27.205	1:46.158	315.4	44:46.939	
17	2	10:16.600 B	7:02.082	1:25.707	1:48.811	310.0	1:21:02.296	9	1	3:50.309	36.445	1:27.883	1:45.981	310.0	48:37.248	
18	1	9:34.828	6:21.463	1:28.292	1:45.073	311.8	1:30:37.124	10	1	3:50.193	36.023	1:27.495	1:46.675	311.8	52:27.441	
19	1	3:48.545	35.792	1:26.885	1:45.868	313.6	1:34:25.669	11	1	3:49.306	36.455	1:27.195	1:45.656	310.9	56:16.747	
20	1	3:48.858	37.173	1:27.097	1:44.588	314.5	1:38:14.527	12	1	3:50.405	35.917	1:27.235	1:47.253	312.7	1:00:07.152	
21	1	3:47.285	36.006	1:26.171	1:45.108	319.1	1:42:01.812	13	1	3:51.231	36.744	1:27.034	1:47.453	315.4	1:03:58.383	
22	1	3:53.844 B	36.189	1:26.652	1:51.003	314.5	1:45:55.656	14	1	3:51.356	37.041	1:28.994	1:45.321	276.7	1:07:49.739	
41	Team WRT		1.Rui ANDRADE		3.Robert KUBICA		Oreca 07 - Gibson									
	2.Louis DELÉTRAZ						LMP2									
1	1	7:44.184	4:31.502	1:27.760	1:44.922	310.0	7:44.184	15	1	3:49.812	35.940	1:27.145	1:46.727	314.5	1:11:39.551	
2	1	3:41.074	34.707	1:25.510	1:40.857	312.7	11:25.258	16	1	3:56.635 B	36.042	1:26.649	1:53.944	317.2	1:15:36.186	
3	1	3:41.176	34.517	1:25.312	1:41.347	313.6	15:06.434	17	2	9:23.283	6:11.490	1:27.487	1:44.306	310.0	1:24:59.469	
4	1	3:47.633	34.801	1:26.336	1:46.496	317.2	18:54.067	18	2	3:44.360	35.423	1:26.375	1:42.562	314.5	1:28:43.829	
5	1	3:42.557	34.693	1:25.740	1:42.124	313.6	22:36.624	19	2	3:42.579	35.013	1:25.600	1:41.966	312.7	1:32:26.408	
6	1	3:41.304	34.799	1:25.470	1:41.035	313.6	26:17.928	20	2	3:41.608	34.772	1:25.349	1:41.487	316.3	1:36:08.016	
7	1	3:43.037	35.129	1:25.473	1:42.435	312.7	30:00.965	21	2	3:52.793 B	34.614	1:26.488	1:51.691	317.2	1:40:00.809	
8	1	3:42.314	34.718	1:25.581	1:42.015	313.6	33:43.279	22	2	6:29.574	3:22.023	1:26.358	1:41.193	298.8	1:46:30.383	
9	1	3:41.614	34.639	1:25.198	1:41.777	315.4	37:24.893	23	2	3:48.924 B	34.701	1:25.449	1:48.774	314.5	1:50:19.307	
10	1	3:48.422 B	34.801	1:25.167	1:48.454	314.5	41:13.315	24	2	7:32.884	4:25.310	1:25.347	1:42.227	313.6	1:57:52.191	
11	3	5:36.822	2:25.711	1:27.067	1:44.044	318.2	46:50.137	25	2	3:39.950	34.796	1:24.593	1:40.561	314.5	2:01:32.141	
12	3	3:45.092	34.855	1:25.022	1:45.215	316.3	50:35.229	45 Algarve Pro Racing							Oreca 07 - Gibson	
13	3	3:41.665	34.803	1:24.856	1:42.006	313.6	54:16.894	1.George KURTZ		3.Colin BRAUN				LMP2 P/A		
14	3	3:42.271	34.779	1:25.588	1:41.904	316.3	57:59.165	2.James ALLEN								
15	3	3:42.023	34.649	1:24.965	1:42.409	315.4	1:01:41.188	1	3	4:23.020	1:12.226	1:26.555	1:44.239	310.0	4:23.020	
16	3	3:48.050	36.779	1:26.119	1:45.152	320.1	1:05:29.238	2	3	3:43.294	36.084	1:25.468	1:41.742	312.7	8:06.314	
17	3	3:39.014	34.325	1:24.482	1:40.207	314.5	1:09:08.252	3	3	3:41.178	34.678	1:25.243	1:41.257	316.3	11:47.492	
18	3	3:55.925 B	34.376	1:26.024	1:55.525	320.1	1:13:04.177	4	3	3:40.606	34.597	1:24.918	1:41.091	315.4	15:28.098	
19	2	5:46.451	2:37.134	1:26.347	1:42.970	311.8	1:18:50.628	5	3	3:46.840	35.024	1:25.062	1:46.754	315.4	19:14.938	
20	2	3:41.662	34.719	1:25.177	1:41.766	312.7	1:22:32.290	6	3	3:45.194	34.431	1:25.873	1:44.890	318.2	23:00.132	
21	2	3:41.716	34.457	1:24.786	1:42.473	314.5	1:26:14.006	7	3	3:48.535 B	34.717	1:25.666	1:48.152	294.8	26:48.667	
								8	3	4:03.311	56.539	1:25.394	1:41.378	315.4	30:51.978	
								9	3	3:40.523	34.824	1:24.645	1:41.054	314.5	34:32.501	
								10	3	3:42.046	35.078	1:25.446	1:41.522	315.4	38:14.547	
								11	3	3:58.909 B	34.746	1:33.770	1:50.393	315.4	42:13.456	
								12	1	13:37.896	...	1:33.787	1:53.182	244.8	55:51.352	
								13	1	4:05.513	38.156	1:32.609	1:54.748	276.7	59:56.865	





FIA WEC

91^e Edition des 24 Heures du Mans

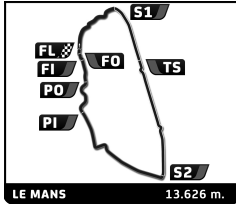
Free Practice 2

Sector Analysis



		Lap under Red Flag		Invalidated Lap		Personal Best		Session Best		B Crossing the pit lane							
Lap	D	Time	Sector 1	Sector 2	Sector 3	T. Spd	Elapsed	Lap	D	Time	Sector 1	Sector 2	Sector 3	T. Spd	Elapsed		
14	1	4:01.010	37.837	1:32.593	1:50.580	311.8	1:03:57.875	3	1	3:43.780	35.365	1:26.365	1:42.050	313.6	18:20.361		
15	1	4:09.739	37.245	1:42.211	1:50.283	200.7	1:08:07.614	4	1	3:45.178	34.945	1:26.544	1:43.689	316.3	22:05.539		
16	1	4:08.576	B	38.775	1:30.655	1:59.146	238.8	1:12:16.190	5	1	3:55.144	B	35.722	1:26.027	1:53.395	314.5	26:00.683
17	1	4:17.378	59.350	1:29.460	1:48.568	263.9	1:16:33.568	6	3	4:43.985	1:36.201	1:26.091	1:41.693	310.9	30:44.668		
18	1	3:55.303	36.738	1:28.923	1:49.642	287.7	1:20:28.871	7	3	3:45.370	34.968	1:26.725	1:43.677	316.3	34:30.038		
19	1	3:52.378	36.238	1:29.642	1:46.498	278.8	1:24:21.249	8	3	3:43.734	35.586	1:26.015	1:42.133	314.5	38:13.772		
20	1	3:53.044	36.000	1:28.471	1:48.573	309.1	1:28:14.293	9	3	3:41.301	34.663	1:25.443	1:41.195	311.8	41:55.073		
21	1	3:51.306	35.667	1:28.306	1:47.333	311.8	1:32:05.599	10	3	3:48.505	B	34.481	1:25.873	1:48.151	310.9	45:43.578	
22	1	3:48.903	35.668	1:27.215	1:46.020	310.0	1:35:54.502	11	2	5:47.984	2:39.767	1:26.359	1:41.858	310.0	51:31.562		
23	1	3:56.932	B	36.158	1:27.600	1:53.174	310.0	1:39:51.434	12	2	3:43.056	35.274	1:25.305	1:42.477	313.6	55:14.618	
24	2	5:05.023	1:54.319	1:27.876	1:42.828	310.0	1:44:56.457	13	2	3:43.962	34.943	1:25.161	1:43.858	314.5	58:58.580		
25	2	3:45.405	34.737	1:25.481	1:45.187	313.6	1:48:41.862	14	2	3:42.912	34.673	1:25.114	1:43.125	315.4	1:02:41.492		
26	2	3:45.733	36.932	1:26.505	1:42.296	317.2	1:52:27.595	15	2	3:53.242	B	34.620	1:25.681	1:52.941	319.1	1:06:34.734	
27	2	3:44.194	34.812	1:27.756	1:41.626	309.1	1:56:11.789	16	1	5:52.248	2:36.504	1:27.902	1:47.842	314.5	1:12:26.982		
28	2	3:41.103	34.597	1:25.178	1:41.328	312.7	1:59:52.892	17	1	3:45.958	35.108	1:27.350	1:43.500	313.6	1:16:12.940		
29	2	3:40.185	34.518	1:24.904	1:40.763	311.8	2:03:33.077	18	1	3:45.249	35.854	1:26.600	1:42.795	314.5	1:19:58.189		
47		COOL Racing		3.Simon PAGENAUD		Oreca 07 - Gibson LMP2		50		Ferrari AF Corse		3.Nicklas NIELSEN		Ferrari 499P HYPERCAR H			
1. Reshad DE GÉRUS		2. Vladislav LOMKO						1. Antonio FUOCO		2. Miguel MOLINA							
1	3	8:13.463	5:02.192	1:27.855	1:43.416	309.1	8:13.463	1	3	15:09.317	...	1:24.730	1:38.516	312.7	15:09.317		
2	3	3:44.802	35.085	1:25.249	1:44.468	317.2	11:58.265	2	3	3:37.224	33.513	1:22.406	1:41.305	303.0	18:46.541		
3	3	3:40.221	34.608	1:24.595	1:41.018	316.3	15:38.486	3	3	3:30.086	33.045	1:20.436	1:36.605	334.9	22:16.627		
4	3	3:45.062	34.973	1:24.681	1:45.408	314.5	19:23.548	4	3	3:36.813	35.539	1:21.667	1:39.607	313.6	25:53.440		
5	3	3:45.790	35.106	1:25.076	1:45.608	315.4	23:09.338	5	3	3:43.432	B	36.731	1:21.781	1:44.920	312.7	29:36.872	
6	3	3:49.996	B	35.498	1:25.205	1:49.293	316.3	26:59.334	6	2	5:18.517	2:12.912	1:22.787	1:42.818	283.9	34:55.389	
7	2	5:37.008	2:22.871	1:27.496	1:46.641	311.8	32:36.342	7	2	3:34.407	34.374	1:21.438	1:38.595	293.2	38:29.796		
8	2	3:47.517	35.527	1:25.989	1:46.001	316.3	36:23.859	8	2	3:32.208	33.996	1:20.835	1:37.377	323.9	42:02.004		
9	2	3:44.830	35.138	1:25.874	1:43.818	304.7	40:08.689	9	2	3:31.818	33.282	1:21.371	1:37.165	283.9	45:33.822		
10	2	3:43.294	35.088	1:25.950	1:42.256	314.5	43:51.983	10	2	3:37.499	B	33.359	1:20.338	1:43.802	313.6	49:11.321	
11	2	3:42.408	35.310	1:25.307	1:41.791	314.5	47:34.391	11	1	5:26.533	2:25.644	1:21.406	1:39.483	321.0	54:37.854		
12	2	3:42.062	34.778	1:25.095	1:42.189	313.6	51:16.453	12	1	3:35.650	34.292	1:22.468	1:38.890	322.0	58:13.504		
13	2	3:43.092	36.145	1:25.182	1:41.765	315.4	54:59.545	13	1	3:32.174	34.169	1:20.851	1:37.154	321.0	1:01:45.678		
14	2	3:46.574	34.668	1:25.302	1:46.604	319.1	58:46.119	14	1	3:31.838	33.215	1:21.309	1:37.314	325.8	1:05:17.516		
15	2	3:46.979	35.437	1:25.083	1:46.459	316.3	1:02:33.098	15	1	3:36.575	B	33.062	1:20.340	1:43.173	323.9	1:08:54.091	
16	2	3:53.051	B	35.343	1:27.227	1:50.481	319.1	1:06:26.149	16	3	6:54.857	3:52.584	1:23.037	1:39.236	313.6	1:15:48.948	
17	1	6:43.323	3:29.738	1:30.251	1:43.334	312.7	1:13:09.472	17	3	3:34.865	34.281	1:21.822	1:38.762	317.2	1:19:23.813		
18	1	3:43.358	35.059	1:25.590	1:42.709	316.3	1:16:52.830	18	3	3:32.511	33.167	1:20.701	1:38.643	334.9	1:22:56.324		
19	1	3:43.064	35.692	1:26.048	1:41.324	314.5	1:20:35.894	19	3	3:31.257	33.128	1:20.417	1:37.712	331.8	1:26:27.581		
20	1	3:44.190	35.048	1:25.932	1:43.210	314.5	1:24:20.084	20	3	3:33.754	33.757	1:20.992	1:39.005	336.0	1:30:01.335		
21	1	3:48.933	B	34.926	1:25.519	1:48.488	318.2	1:28:09.017	21	3	4:39.065	33.714	1:20.874	2:44.477	328.8	1:34:40.400	
22	3	5:07.696	1:58.011	1:25.925	1:43.760	312.7	1:33:16.713	22	3	3:34.490	34.107	1:21.984	1:38.399	312.7	1:38:14.890		
23	3	3:47.224	34.907	1:24.847	1:47.470	315.4	1:37:03.937	23	3	3:35.930	34.029	1:22.137	1:39.764	308.2	1:41:50.820		
24	3	3:40.562	34.557	1:24.866	1:41.139	314.5	1:40:44.499	24	3	3:37.810	B	33.028	1:20.339	1:44.443	331.8	1:45:28.630	
25	3	3:42.144	34.898	1:24.734	1:42.512	316.3	1:44:26.643	25	2	5:02.275	2:02.197	1:21.908	1:38.170	317.2	1:50:30.905		
26	3	3:50.342	34.824	1:24.885	1:50.633	315.4	1:48:16.985	26	2	3:31.498	33.268	1:21.187	1:37.043	310.9	1:54:02.403		
27	3	3:57.126	B	34.925	1:31.502	1:50.699	315.4	1:52:14.111	27	2	3:33.785	35.001	1:20.897	1:37.887	313.6	1:57:36.188	
28	3	5:02.728	1:54.525	1:25.287	1:42.916	313.6	1:57:16.839	28	2	3:39.431	33.196	1:19.910	1:46.325	333.9	2:01:15.619		
29	3	3:44.226	35.596	1:25.601	1:43.029	313.6	2:01:01.065	51		Ferrari AF Corse		3. Antonio GIOVINAZZI		Ferrari 499P HYPERCAR H			
48		IDEC Sport		3. Laurents HÖRR		Oreca 07 - Gibson LMP2		1. Alessandro PIER GUIDI		2. James CALADO							
1. Paul LAFARGUE		2. Paul Loup CHATIN															
1	1	10:47.633	7:35.211	1:27.940	1:44.482	310.9	10:47.633										
2	1	3:48.948	35.988	1:28.432	1:44.528	313.6	14:36.581										





FIA WEC

91^e Edition des 24 Heures du Mans

Free Practice 2



Sector Analysis

Lap under Red Flag Invalidated Lap Personal Best Session Best B Crossing the pit lane

Lap	D	Time	Sector 1	Sector 2	Sector 3	T. Spd	Elapsed	Lap	D	Time	Sector 1	Sector 2	Sector 3	T. Spd	Elapsed		
16	1	7:05.453	B	3:16.917	1:36.099	2:12.437	294.0	1:13:39.237	8	2	3:54.915	36.769	1:30.086	1:48.060	301.3	42:42.988	
17	1	5:17.853		1:48.411	1:35.439	1:54.003	296.4	1:18:57.090	9	2	3:55.360	37.006	1:29.877	1:48.477	302.2	46:38.348	
18	1	4:06.551		38.585	1:33.397	1:54.569	294.0	1:23:03.641	10	2	4:12.381	B	36.853	1:29.829	2:05.699	300.5	50:50.729
19	1	4:03.451		38.380	1:32.058	1:53.013	296.4	1:27:07.092	11	3	5:11.279	1:50.560	1:31.189	1:49.530	297.2	56:02.008	
20	1	4:00.951		38.176	1:31.722	1:51.053	296.4	1:31:08.043	12	3	3:56.181		37.117	1:30.506	1:48.558	298.8	59:58.189
21	1	4:02.027		38.925	1:31.491	1:51.611	295.6	1:35:10.070	13	3	3:54.782		37.474	1:29.587	1:47.721	299.7	1:03:52.971
22	1	4:02.942		38.397	1:31.714	1:52.831	298.8	1:39:13.012	14	3	3:54.080		36.700	1:30.028	1:47.352	297.2	1:07:47.051
23	1	4:07.254	B	38.119	1:31.599	1:57.536	286.9	1:43:20.266	15	3	4:01.149	B	36.855	1:30.056	1:54.238	298.0	1:11:48.200
24	2	5:14.213		1:51.060	1:31.820	1:51.333	296.4	1:48:34.479	16	2	5:29.875		2:09.760	1:30.989	1:49.126	298.0	1:17:18.075
25	2	4:02.197		38.118	1:32.082	1:51.997	297.2	1:52:36.676	17	2	3:56.941		37.202	1:30.302	1:49.437	298.8	1:21:15.016
26	2	4:06.063		37.938	1:35.341	1:52.784	296.4	1:56:42.739	18	2	3:55.524		36.980	1:30.273	1:48.271	298.0	1:25:10.540
27	2	3:59.488		38.248	1:31.085	1:50.155	298.0	2:00:42.227	19	2	3:54.956		36.880	1:30.396	1:47.680	297.2	1:29:05.496
									20	2	4:04.506	B	36.901	1:31.026	1:56.579	299.7	1:33:10.002
									21	2	7:08.103		3:44.904	1:33.881	1:49.318	296.4	1:40:18.105
									22	2	3:56.015		37.531	1:30.128	1:48.356	298.8	1:44:14.120
									23	2	3:55.947		37.095	1:29.917	1:48.935	301.3	1:48:10.067
									24	2	4:26.564	B	36.753	1:30.392	2:19.419	299.7	1:52:36.631

57 **Kessel Racing** Ferrari 488 GTE Evo
 1. Takeshi KIMURA 3. Daniel SERRA LMGT E Am
 2. Scott HUFFAKER

1	1	4:58.168		1:26.872	1:37.385	1:53.911	290.0	4:58.168
2	1	4:04.161		37.735	1:33.461	1:52.965	293.2	9:02.329
3	1	4:02.168		37.817	1:32.898	1:51.453	294.8	13:04.497
4	1	4:04.853		37.905	1:34.161	1:52.787	294.8	17:09.350
5	1	4:03.707		37.766	1:32.596	1:53.345	296.4	21:13.057
6	1	4:03.438		38.320	1:33.643	1:51.475	287.7	25:16.495
7	1	4:10.203	B	37.774	1:32.641	1:59.788	294.0	29:26.698
8	2	5:37.037		2:14.152	1:32.302	1:50.583	298.0	35:03.735
9	2	3:56.982		37.513	1:30.771	1:48.698	297.2	39:00.717
10	2	3:57.114		37.235	1:30.409	1:49.470	298.8	42:57.831
11	2	3:57.431		37.188	1:30.386	1:49.857	298.8	46:55.262
12	2	3:55.739		37.207	1:30.403	1:48.129	297.2	50:51.001
13	2	3:58.636		37.462	1:30.755	1:50.419	298.0	54:49.637
14	2	3:59.622		37.368	1:30.288	1:51.966	299.7	58:49.259
15	2	3:55.545		37.157	1:30.177	1:48.211	298.8	1:02:44.804
16	2	3:56.782		37.494	1:30.947	1:48.341	298.8	1:06:41.586
17	2	4:02.757	B	37.308	1:30.999	1:54.450	298.0	1:10:44.343
18	2	9:32.875	B	6:06.232	1:31.699	1:54.944	281.0	1:20:17.218
19	3	5:26.907		2:01.209	1:32.973	1:52.725	294.8	1:25:44.125
20	3	3:58.351		37.518	1:31.622	1:49.211	294.8	1:29:42.476
21	3	3:56.633		37.342	1:30.710	1:48.581	299.7	1:33:39.109
22	3	4:00.840		38.215	1:31.615	1:51.010	297.2	1:37:39.949
23	3	3:54.816		37.026	1:29.965	1:47.825	298.8	1:41:34.765
24	3	3:54.792		36.770	1:29.864	1:48.158	298.8	1:45:29.557
25	3	3:54.927		36.801	1:30.181	1:47.945	296.4	1:49:24.484
26	3	3:54.788		36.879	1:29.883	1:48.026	299.7	1:53:19.272
27	3	3:55.465		37.054	1:30.034	1:48.377	299.7	1:57:14.737
28	3	3:55.802		36.988	1:30.052	1:48.762	298.8	2:01:10.539

60 **Iron Lynx** Porsche 911 RSR - 19
 1. Claudio SCHIAVONI 3. Alessio PICARIELLO LMGT E Am
 2. Matteo CRESSONI

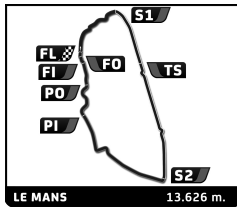
1	1	12:02.147		8:29.867	1:35.300	1:56.980	294.0	12:02.147
2	1	4:12.276		39.894	1:34.548	1:57.834	294.8	16:14.423
3	1	4:15.062		39.631	1:35.607	1:59.824	293.2	20:29.485
4	1	4:10.841		40.346	1:33.888	1:56.607	296.4	24:40.326
5	1	4:21.556	B	41.058	1:34.540	2:05.958	296.4	29:01.882
6	2	5:48.010		2:23.892	1:31.986	1:52.132	295.6	34:49.892
7	2	3:58.181		37.913	1:31.024	1:49.244	300.5	38:48.073

63 **Prema Racing** Oreca 07 - Gibson
 1. Doriane PIN 3. Mirko BORTOLOTTI LMP2
 2. Daniil KVYAT

1	1	6:27.854		3:18.505	1:27.094	1:42.255	308.2	6:27.854
2	1	3:41.770		34.564	1:25.782	1:41.424	302.2	10:09.624
3	1	3:42.235		34.959	1:24.605	1:42.671	305.6	13:51.859
4	1	3:43.439		34.362	1:25.851	1:43.226	310.0	17:35.298
5	1	3:39.837		34.481	1:24.101	1:41.255	308.2	21:15.135
6	1	3:45.099		37.241	1:26.452	1:41.406	308.2	25:00.234
7	1	3:55.492	B	34.278	1:24.223	1:56.991	310.9	28:55.726
8	2	5:27.687		2:16.852	1:26.322	1:44.513	305.6	34:23.413
9	2	3:40.210		34.442	1:24.341	1:41.427	310.0	38:03.623
10	2	3:40.494		34.438	1:24.871	1:41.185	310.9	41:44.117
11	2	3:40.595		34.635	1:24.695	1:41.265	307.3	45:24.712
12	2	3:47.950	B	34.578	1:24.735	1:48.637	311.8	49:12.662
13	2	6:40.507		3:31.836	1:25.413	1:43.258	307.3	55:53.169
14	2	3:46.321		36.654	1:27.984	1:41.683	310.0	59:39.490
15	2	3:40.910		34.540	1:25.349	1:41.021	309.1	1:03:20.400
16	2	3:39.233		34.690	1:24.145	1:40.398	311.8	1:06:59.633
17	2	3:48.849	B	35.402	1:25.191	1:48.256	310.0	1:10:48.482
18	3	5:15.660		2:05.290	1:25.553	1:44.817	303.0	1:16:04.142
19	3	3:43.041		34.277	1:24.439	1:44.325	309.1	1:19:47.183
20	3	3:37.841		34.190	1:24.003	1:39.648	309.1	1:23:25.024
21	3	3:40.524		34.532	1:26.029	1:39.963	303.9	1:27:05.548
22	3	3:36.863		33.978	1:23.885	1:39.000	310.9	1:30:42.411
23	3	3:42.315		34.325	1:24.213	1:43.777	305.6	1:34:24.726
24	3	3:45.733	B	34.102	1:23.894	1:47.737	306.5	1:38:10.459
25	1	5:11.836		2:04.582	1:25.638	1:41.616	306.5	1:43:22.295
26	1	3:42.121		34.805	1:25.902	1:41.414	308.2	1:47:04.416
27	1	3:40.512		34.238	1:24.659	1:41.615	307.3	1:50:44.928
28	1	3:40.489		34.285	1:24.164	1:42.040	308.2	1:54:25.417
29	1	3:40.029		34.798	1:24.614	1:40.617	310.9	1:58:05.446
30	1	3:41.332		34.293	1:24.401	1:42.638	310.0	2:01:46.778

65 **Panis Racing** Oreca 07 - Gibson
 1. Manuel MALDONADO 3. Job VAN UITERT LMP2
 2. Tijmen VAN DER HELM





FIA WEC

91^e Edition des 24 Heures du Mans

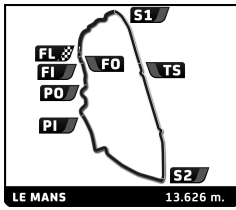
Free Practice 2



Sector Analysis

Lap under Red Flag											Invalidated Lap		Personal Best		Session Best		B Crossing the pit lane																	
Lap	D	Time	Sector 1	Sector 2	Sector 3	T. Spd	Elapsed	Lap	D	Time	Sector 1	Sector 2	Sector 3	T. Spd	Elapsed																			
1	1	9:10.830	6:01.099	1:26.659	1:43.072	310.9	9:10.830	4	3	3:56.880	37.287	1:30.690	1:48.903	293.2	24:09.005																			
2	1	3:40.624	34.832	1:24.502	1:41.290	317.2	12:51.454	5	3	4:03.944	B	37.433	1:30.688	1:55.823	294.0	28:12.949																		
3	1	3:44.460	34.821	1:25.477	1:44.162	318.2	16:35.914	6	2	6:18.791	2:49.750	1:33.463	1:55.578	290.0	34:31.740																			
4	1	3:43.527	34.940	1:24.294	1:44.293	317.2	20:19.441	7	2	4:04.435	39.155	1:33.222	1:52.058	290.0	38:36.175																			
5	1	3:41.873	34.612	1:24.850	1:42.411	316.3	24:01.314	8	2	4:02.585	38.196	1:32.026	1:52.363	294.0	42:38.760																			
6	1	3:43.140	34.631	1:24.576	1:43.933	314.5	27:44.454	9	2	4:01.470	38.104	1:31.635	1:51.731	294.8	46:40.230																			
7	1	3:41.758	35.292	1:25.007	1:41.459	317.2	31:26.212	10	2	4:11.356	B	38.266	1:31.991	2:01.099	296.4	50:51.586																		
8	1	3:46.858	34.508	1:26.993	1:45.357	318.2	35:13.070	11	1	6:27.451	2:56.128	1:36.993	1:54.330	294.8	57:19.037																			
9	1	3:49.843	B	34.804	1:25.056	1:49.983	320.1	39:02.913	12	1	4:11.126	39.148	1:36.973	1:55.005	285.4	1:01:30.163																		
10	3	6:20.689	3:12.982	1:26.296	1:41.411	316.3	45:23.602	13	1	4:07.232	39.561	1:33.681	1:53.990	294.0	1:05:37.395																			
11	3	3:40.308	34.850	1:24.860	1:40.598	314.5	49:03.910	14	1	4:11.425	41.206	1:35.340	1:54.879	289.3	1:09:48.820																			
12	3	3:40.997	34.633	1:25.188	1:41.086	315.4	52:44.817	15	1	4:07.413	39.588	1:33.807	1:54.018	294.0	1:13:56.233																			
13	3	3:46.872	B	34.505	1:24.779	1:47.588	314.5	56:31.689	16	1	4:05.404	38.717	1:33.351	1:53.336	294.0	1:18:01.637																		
14	3	6:13.500	3:05.386	1:25.242	1:42.872	317.2	1:02:45.189	17	1	4:04.583	38.666	1:32.857	1:53.060	290.8	1:22:06.220																			
15	3	3:47.979	35.444	1:26.158	1:46.377	313.6	1:06:33.168	18	1	4:11.251	B	38.487	1:32.136	2:00.628	296.4	1:26:17.471																		
16	3	3:44.045	36.912	1:25.824	1:41.309	316.3	1:10:17.213	19	3	5:39.108	2:17.084	1:31.735	1:50.289	291.6	1:31:56.579																			
17	3	3:39.797	34.809	1:24.583	1:40.405	318.2	1:13:57.010	20	3	3:59.651	37.878	1:31.167	1:50.606	297.2	1:35:56.230																			
18	3	3:47.450	B	34.814	1:24.445	1:48.191	318.2	1:17:44.460	21	3	3:57.248	37.332	1:30.815	1:49.101	295.6	1:39:53.478																		
19	2	7:42.097	4:28.753	1:28.866	1:44.478	309.1	1:25:26.557	22	3	3:56.753	37.503	1:30.730	1:48.520	294.8	1:43:50.231																			
20	2	3:44.917	35.724	1:26.807	1:42.386	312.7	1:29:11.474	23	3	4:03.368	B	37.544	1:30.103	1:55.721	296.4	1:47:53.599																		
21	2	3:47.341	34.917	1:26.736	1:45.688	319.1	1:32:58.815	74 Kessel Racing Ferrari 488 GTE Evo																										
22	2	3:45.031	36.599	1:26.278	1:42.154	312.7	1:36:43.846	1.Kei COZZOLINO LMGTE Am																										
23	2	3:42.571	34.861	1:25.302	1:42.408	315.4	1:40:26.417	2.Yorikatsu TSUJIKO																										
24	2	3:41.665	35.024	1:24.906	1:41.735	315.4	1:44:08.082	1	2	7:55.686	4:20.220	1:36.345	1:59.121	287.7	7:55.686																			
25	2	3:59.345	B	34.680	1:24.777	1:59.888	315.4	1:48:07.427	2	2	4:10.877	40.980	1:34.130	1:55.767	293.2	12:06.563																		
26	2	12:59.573	9:42.473	1:32.471	1:44.629	215.5	2:01:07.000	3	2	4:09.632	39.317	1:34.618	1:55.697	282.5	16:16.195																			
66 JMW Motorsport Ferrari 488 GTE Evo																																		
1.Thomas NEUBAUER LMGTE Am																																		
2.Louis PRETTE 3.Giacomo PETROBELLI																																		
1	3	19:00.769	...	1:34.496	1:53.904	294.8	19:00.769	4	2	4:10.300	39.423	1:34.560	1:56.317	294.8	20:26.495																			
2	3	4:08.313	40.155	1:33.930	1:54.228	298.0	23:09.082	5	2	4:12.395	40.781	1:35.195	1:56.419	294.0	24:38.890																			
3	3	4:02.032	38.098	1:32.349	1:51.585	295.6	27:11.114	6	2	4:18.845	B	40.069	1:34.294	2:04.482	291.6	28:57.735																		
4	3	4:04.651	37.714	1:35.321	1:51.616	298.0	31:15.765	7	3	6:28.088	2:51.165	1:38.338	1:58.585	282.5	35:25.823																			
5	3	4:10.107	B	37.736	1:32.629	1:59.742	297.2	35:25.872	8	3	4:07.660	39.059	1:34.244	1:54.357	291.6	39:33.483																		
6	1	5:29.717	2:04.560	1:35.004	1:50.153	292.4	40:55.589	9	3	4:06.110	39.089	1:33.362	1:53.659	294.0	43:39.593																			
7	1	3:59.019	37.374	1:31.620	1:50.025	297.2	44:54.608	10	3	4:05.492	38.633	1:33.079	1:53.780	292.4	47:45.085																			
8	1	4:01.163	37.172	1:34.334	1:49.657	294.0	48:55.771	11	3	4:27.207	B	41.283	1:35.735	2:10.189	292.4	52:12.292																		
9	1	3:59.362	37.104	1:31.239	1:51.019	296.4	52:55.133	12	1	5:31.162	2:09.009	1:32.159	1:49.994	294.0	57:43.454																			
10	1	4:05.051	B	37.042	1:31.874	1:56.135	297.2	57:00.184	13	1	3:56.386	37.199	1:30.966	1:48.221	294.0	1:01:39.840																		
11	2	5:14.160	1:49.214	1:32.293	1:52.653	293.2	1:02:14.344	14	1	3:56.073	37.739	1:30.413	1:47.921	302.2	1:05:35.913																			
12	2	4:01.550	36.800	1:34.127	1:50.623	292.4	1:06:15.894	15	1	3:54.589	36.860	1:30.390	1:47.339	295.6	1:09:30.502																			
13	2	3:58.307	37.038	1:31.466	1:49.803	294.0	1:10:14.201	16	1	4:09.895	B	36.883	1:30.482	2:02.530	294.8	1:13:40.397																		
14	2	4:01.192	37.100	1:34.453	1:49.639	295.6	1:14:15.393	17	3	12:30.282	8:53.839	1:35.914	2:00.529	290.0	1:26:10.679																			
15	2	4:05.604	B	37.185	1:31.718	1:56.701	294.0	1:18:20.997	18	3	4:06.932	39.546	1:33.183	1:54.203	294.0	1:30:17.611																		
16	1	8:00.352	3:37.185	2:02.301	2:20.866	203.7	1:26:21.349	19	3	4:06.263	38.997	1:33.225	1:54.041	291.6	1:34:23.874																			
17	1	4:54.634	47.056	2:01.767	2:05.811	214.2	1:31:15.983	20	3	4:08.445	40.317	1:33.381	1:54.747	291.6	1:38:32.319																			
18	1	4:33.150	B	38.039	1:35.591	2:19.520	290.0	1:35:49.133	21	3	4:18.212	B	39.137	1:32.928	2:06.147	291.6	1:42:50.531																	
72 TF Sport Aston Martin Vantage AMR																																		
1.Arnold ROBIN LMGTE Am																																		
2.Maxime ROBIN 3.Valentin HASSE-CLOT																																		
1	3	12:06.686	8:40.419	1:33.129	1:53.138	292.4	12:06.686	22	1	5:17.683	1:56.233	1:31.699	1:49.751	294.0	1:48:08.214																			
2	3	4:01.388	39.582	1:32.154	1:49.652	294.0	16:08.074	23	1	3:57.677	37.075	1:31.471	1:49.131	294.8	1:52:05.891																			
3	3	4:04.051	37.434	1:37.178	1:49.439	296.4	20:12.125	24	1	3:55.073	37.050	1:30.001	1:48.022	298.8	1:56:00.964																			
75 Porsche Penske Motorsport Porsche 963																																		
1.Felipe NASR HYPERCAR H																																		
2.Mathieu JAMINET 3.Nicholas TANDY																																		
1	3	15:54.875	...	1:25.695	1:39.339	263.9	15:54.875	25	1	3:55.759	37.581	1:30.250	1:47.928	296.4	1:59:56.723																			
26																	1	3:53.796	36.795	1:29.785	1:47.216	297.2	2:03:50.519											





FIA WEC

91^e Edition des 24 Heures du Mans

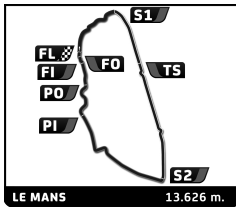
Free Practice 2



Sector Analysis

Lap under Red Flag											Invalidated Lap	Personal Best	Session Best	B Crossing the pit lane	
Lap	D	Time	Sector 1	Sector 2	Sector 3	T. Spd	Elapsed	Lap	D	Time	Sector 1	Sector 2	Sector 3	T. Spd	Elapsed
2	3	3:33.218	33.324	1:21.120	1:38.774	330.8	19:28.093	1	1	7:33.536	4:16.462	1:30.123	1:46.951	303.0	7:33.536
3	3	3:33.382	33.385	1:22.121	1:37.876	332.9	23:01.475	2	1	3:47.063	36.116	1:27.444	1:43.503	310.0	11:20.599
4	3	3:32.649	34.233	1:21.256	1:37.160	330.8	26:34.124	3	1	3:45.357	35.689	1:26.616	1:43.052	310.0	15:05.956
5	3	3:31.429	32.940	1:20.497	1:37.992	332.9	30:05.553	4	1	3:59.236 B	36.479	1:28.116	1:54.641	310.9	19:05.192
6	3	3:31.013	32.853	1:20.760	1:37.400	331.8	33:36.566	5	1	5:41.477	2:30.809	1:26.948	1:43.720	311.8	24:46.669
7	3	3:31.499	32.539	1:22.750	1:36.210	321.0	37:08.065	6	1	3:47.705	35.641	1:28.389	1:43.675	312.7	28:34.374
8	3	3:29.684	32.797	1:20.829	1:36.058	331.8	40:37.749	7	1	3:50.258	35.411	1:26.790	1:48.057	315.4	32:24.632
9	3	3:32.155	32.385	1:21.782	1:37.988	332.9	44:09.904	8	1	3:46.447	35.452	1:26.677	1:44.318	314.5	36:11.079
10	3	3:36.619 B	32.458	1:20.574	1:43.587	329.8	47:46.523	9	1	3:53.933 B	35.940	1:27.682	1:50.311	311.8	40:05.012
11	2	14:46.734	...	1:24.349	1:42.177	312.7	1:02:33.257	10	1	9:22.918 B	6:06.607	1:27.157	1:49.154	310.0	49:27.930
12	2	3:40.853	34.035	1:25.471	1:41.347	276.0	1:06:14.110	11	3	5:24.237	2:13.451	1:26.935	1:43.851	310.9	54:52.167
13	2	3:37.817	33.265	1:22.237	1:42.315	327.8	1:09:51.927	12	3	3:43.191	35.156	1:25.710	1:42.325	314.5	58:35.358
14	2	3:33.294	33.433	1:20.867	1:38.994	332.9	1:13:25.221	13	3	3:47.123	34.904	1:26.517	1:45.702	316.3	1:02:22.481
15	2	3:34.291	33.101	1:21.858	1:39.332	329.8	1:16:59.512	14	3	11:15.631 B	48.605	5:06.381	5:20.645	65.3	1:13:38.112
16	2	3:32.660	33.477	1:21.098	1:38.085	330.8	1:20:32.172	83 Richard Mille AF Corse Ferrari 488 GTE Evo							
17	2	3:34.953	33.365	1:21.790	1:39.798	328.8	1:24:07.125	1. Luis PEREZ COMPANC 3. Lilou WADOUX LMGT2 Am							
18	2	3:30.740	32.787	1:20.981	1:36.972	329.8	1:27:37.865	2. Alessio ROVERA							
19	2	3:41.061 B	32.898	1:20.667	1:47.496	329.8	1:31:18.926	1	1	14:15.373	...	1:33.649	1:51.120	291.6	14:15.373
20	1	8:46.452	5:45.510	1:22.352	1:38.590	329.8	1:40:05.378	2	1	4:00.365	37.595	1:32.145	1:50.625	294.0	18:15.738
21	1	3:33.341	33.254	1:21.616	1:38.471	329.8	1:43:38.719	3	1	3:59.775	37.341	1:32.293	1:50.141	294.0	22:15.513
22	1	3:32.756	33.476	1:21.035	1:38.245	331.8	1:47:11.475	4	1	3:59.535	37.635	1:31.396	1:50.504	298.0	26:15.048
23	1	3:31.254	33.027	1:20.773	1:37.454	329.8	1:50:42.729	5	1	4:01.046	37.410	1:31.242	1:52.394	298.0	30:16.094
24	1	3:34.290	34.256	1:22.014	1:38.020	330.8	1:54:17.019	6	1	4:00.097	37.486	1:32.121	1:50.490	298.0	34:16.191
25	1	3:33.124	33.269	1:20.790	1:39.065	331.8	1:57:50.143	7	1	3:59.102	37.044	1:31.871	1:50.187	297.2	38:15.293
26	1	3:31.575	33.055	1:20.146	1:38.374	332.9	2:01:21.718	8	1	4:02.589	37.114	1:34.781	1:50.694	298.8	42:17.882
77 Dempsey - Proton Racing Porsche 911 RSR - 19							3. Julien ANDLAUER LMGT2 Am								
1. Christian RIED															
2. Mikkel PEDERSEN															
1	1	6:15.070	1:56.250	2:05.745	2:13.075	197.0	6:15.070	9	1	3:58.264	37.322	1:30.942	1:50.000	298.0	46:16.146
2	1	4:22.799	40.928	1:38.204	2:03.667	207.6	10:37.869	10	1	4:06.669 B	37.049	1:31.382	1:58.238	300.5	50:22.815
3	1	4:11.767	39.893	1:35.447	1:56.427	278.8	14:49.636	11	3	6:58.828	3:36.580	1:31.608	1:50.640	296.4	57:21.643
4	1	4:31.716 B	38.851	1:33.500	2:19.365	295.6	19:21.352	12	3	3:58.835	37.662	1:31.585	1:49.588	297.2	1:01:20.478
5	1	12:23.165	8:53.245	1:34.448	1:55.472	275.3	31:44.517	13	3	3:56.778	37.001	1:30.819	1:48.958	295.6	1:05:17.256
6	1	4:06.412	38.393	1:33.408	1:54.611	294.0	35:50.929	14	3	4:02.519 B	36.955	1:30.979	1:54.585	298.8	1:09:19.775
7	1	4:30.749 B	44.373	1:40.690	2:05.686	293.2	40:21.678	15	3	5:47.694	2:22.020	1:34.050	1:51.624	285.4	1:15:07.469
8	2	14:27.249	...	1:31.948	1:51.745	297.2	54:48.927	16	3	4:06.599 B	37.542	1:32.645	1:56.412	277.4	1:19:14.068
9	2	3:57.573	37.251	1:30.636	1:49.686	298.8	58:46.500	17	2	12:41.137	9:15.261	1:34.229	1:51.647	293.2	1:31:55.205
10	2	3:56.529	37.438	1:30.693	1:48.398	298.0	1:02:43.029	18	2	3:58.011	37.479	1:31.427	1:49.105	296.4	1:35:53.216
11	2	3:57.713	37.281	1:31.634	1:48.798	299.7	1:06:40.742	19	2	3:55.988	36.939	1:30.698	1:48.351	294.0	1:39:49.204
12	2	3:55.992	37.073	1:30.491	1:48.428	298.0	1:10:36.734	20	2	3:58.098	36.741	1:30.421	1:50.936	296.4	1:43:47.302
13	2	3:55.137	36.803	1:30.440	1:47.894	297.2	1:14:31.871	21	2	3:54.896	36.652	1:30.281	1:47.963	296.4	1:47:42.198
14	2	3:54.639	36.802	1:30.020	1:47.817	298.0	1:18:26.510	22	2	4:05.871 B	37.689	1:31.090	1:57.092	281.0	1:51:48.069
15	2	3:56.012	36.817	1:30.419	1:48.776	297.2	1:22:22.522	23	3	5:09.392	1:49.681	1:30.728	1:48.983	298.0	1:56:57.461
16	2	3:55.058	36.743	1:29.902	1:48.413	299.7	1:26:17.580	24	3	3:57.012	37.197	1:30.818	1:48.997	296.4	2:00:54.473
17	2	4:02.667 B	36.669	1:29.941	1:56.057	299.7	1:30:20.247	85 Iron Dames Porsche 911 RSR - 19							
18	3	5:59.305	2:38.760	1:31.164	1:49.381	297.2	1:36:19.552	1. Sarah BOVY LMGT2 Am							
19	3	3:56.256	37.436	1:30.530	1:48.290	299.7	1:40:15.808	2. Michelle GATTING							
20	3	3:56.361	37.695	1:30.076	1:48.590	298.8	1:44:12.169	1	1	17:50.040	...	1:36.266	1:55.593	279.5	17:50.040
21	3	3:56.480	37.155	1:29.774	1:49.551	299.7	1:48:08.649	2	1	4:02.566	38.335	1:33.367	1:50.864	291.6	21:52.606
22	3	4:02.038 B	36.992	1:30.878	1:54.168	296.4	1:52:10.687	3	1	4:00.564	37.773	1:31.619	1:51.172	295.6	25:53.170
80 AF Corse Oreca 07 - Gibson							2. Ben BARNICOAT LMP2 P/A								
1. François PERRODO															
2. Ben BARNICOAT															
7	1	4:05.746 B	37.264	1:31.340	1:57.142	297.2	44:20.470	4	1	4:10.187 B	40.711	1:32.112	1:57.364	299.7	30:03.357
8	3	5:45.836	2:20.113	1:33.697	1:52.026	287.7	50:06.306	5	1	6:11.908	2:47.229	1:32.857	1:51.822	291.6	36:15.265
9	3	4:01.669	37.917	1:31.659	1:52.093	294.0	54:07.975	6	1	3:59.459	37.549	1:31.578	1:50.332	298.0	40:14.724





FIA WEC

91^e Edition des 24 Heures du Mans

Free Practice 2

Sector Analysis



Lap under Red Flag Invalidated Lap Personal Best Session Best B Crossing the pit lane

Lap	D	Time	Sector 1	Sector 2	Sector 3	T. Spd	Elapsed	Lap	D	Time	Sector 1	Sector 2	Sector 3	T. Spd	Elapsed
10	3	4:04.213	38.986	1:33.832	1:51.395	287.7	58:12.188	12	1	3:57.729	37.369	1:30.535	1:49.825	298.0	1:02:32.615
11	3	4:07.048 B	38.273	1:31.632	1:57.143	288.5	1:02:19.236	13	1	4:06.379 B	37.551	1:30.892	1:57.936	297.2	1:06:38.994
12	3	4:50.882	1:29.313	1:31.760	1:49.809	295.6	1:07:10.118	14	1	4:52.716	1:30.870	1:32.126	1:49.720	290.8	1:11:31.710
13	3	3:58.246	38.615	1:30.600	1:49.031	297.2	1:11:08.364	15	1	3:56.182	37.077	1:31.028	1:48.077	293.2	1:15:27.892
14	3	3:57.962	37.495	1:30.501	1:49.966	298.8	1:15:06.326	16	1	3:55.075	36.802	1:30.678	1:47.595	294.8	1:19:22.967
15	3	4:11.494 B	38.182	1:34.673	1:58.639	277.4	1:19:17.820	17	1	3:55.698	36.823	1:29.987	1:48.888	295.6	1:23:18.665
16	2	5:36.647	2:11.862	1:32.834	1:51.951	294.0	1:24:54.467	18	1	4:01.117 B	36.871	1:30.438	1:53.808	295.6	1:27:19.782
17	2	4:03.482	39.696	1:32.393	1:51.393	291.6	1:28:57.949	19	3	5:42.550	2:06.506	1:40.214	1:55.830	287.7	1:33:02.332
18	2	3:59.890	37.506	1:31.406	1:50.978	296.4	1:32:57.839	20	3	4:05.196	38.507	1:33.344	1:53.345	294.0	1:37:07.528
19	2	3:58.740	37.879	1:31.498	1:49.363	296.4	1:36:56.579	21	3	4:03.493	38.144	1:33.326	1:52.023	293.2	1:41:11.021
20	2	3:57.115	37.268	1:30.710	1:49.137	297.2	1:40:53.694	22	3	4:12.407 B	37.930	1:32.794	2:01.683	293.2	1:45:23.428
21	2	3:55.903	36.992	1:30.684	1:48.227	296.4	1:44:49.597	23	3	5:55.117	2:30.373	1:33.079	1:51.665	290.0	1:51:18.545
22	2	3:55.888	37.043	1:30.405	1:48.440	297.2	1:48:45.485	24	3	4:02.027	37.968	1:32.759	1:51.300	291.6	1:55:20.572
23	2	3:55.082	37.022	1:30.025	1:48.035	298.0	1:52:40.567	25	3	4:01.180	37.730	1:32.657	1:50.793	293.2	1:59:21.752
24	2	3:54.753	36.719	1:30.353	1:47.681	297.2	1:56:35.320	26	3	3:59.600	37.598	1:31.619	1:50.383	295.6	2:03:21.352
25	2	4:02.607 B	36.958	1:30.125	1:55.524	298.8	2:00:37.927								

86 **GR Racing** Porsche 911 RSR - 19 LMGT E Am
 1. Michael WAINWRIGHT 3. Riccardo PERA
 2. Benjamin BARKER

1	3	28:30.050	...	1:30.707	1:48.655	295.6	28:30.050
2	3	3:56.772	37.729	1:31.247	1:47.796	298.0	32:26.822
3	3	3:53.072	36.577	1:29.551	1:46.944	301.3	36:19.894
4	3	4:00.848	36.903	1:29.995	1:53.950	297.2	40:20.742
5	3	4:05.626 B	38.208	1:30.559	1:56.859	298.0	44:26.368
6	1	5:45.749	2:13.962	1:35.791	1:55.996	281.0	50:12.117
7	1	4:06.871	39.809	1:33.639	1:53.423	294.0	54:18.988
8	1	4:08.470	41.255	1:34.143	1:53.072	288.5	58:27.458
9	1	4:07.007	39.250	1:33.099	1:54.658	294.0	1:02:34.465
10	1	4:16.526 B	39.224	1:32.719	2:04.583	297.2	1:06:50.991
11	2	6:12.165	2:48.576	1:32.334	1:51.255	296.4	1:13:03.156
12	2	3:58.618	37.679	1:31.201	1:49.738	295.6	1:17:01.774
13	2	3:56.371	37.179	1:30.449	1:48.743	297.2	1:20:58.145
14	2	3:56.893	37.009	1:29.814	1:50.070	298.0	1:24:55.038
15	2	4:03.420 B	38.545	1:30.717	1:54.158	298.8	1:28:58.458
16	1	6:10.055	2:42.647	1:33.875	1:53.533	293.2	1:35:08.513
17	1	4:02.807	38.494	1:32.511	1:51.802	294.0	1:39:11.320
18	1	4:01.824	38.365	1:31.949	1:51.510	293.2	1:43:13.144
19	1	4:03.126	38.185	1:32.663	1:52.278	294.0	1:47:16.270
20	1	4:12.311 B	39.340	1:31.783	2:01.188	295.6	1:51:28.581

88 **Proton Competition** Porsche 911 RSR - 19 LMGT E Am
 1. Harry TINCKNELL 3. Jonas RIED
 2. Donald YOUNT

1	2	6:20.970	2:48.252	1:35.427	1:57.291	283.9	6:20.970
2	2	4:12.412	40.238	1:34.905	1:57.269	292.4	10:33.382
3	2	4:11.953	39.931	1:34.806	1:57.216	293.2	14:45.335
4	2	4:12.579	40.165	1:35.090	1:57.324	292.4	18:57.914
5	2	4:22.442 B	40.510	1:36.209	2:05.723	294.8	23:20.356
6	3	8:40.872	5:07.007	1:36.487	1:57.378	287.7	32:01.228
7	3	4:11.061	39.396	1:35.663	1:56.002	290.0	36:12.289
8	3	4:09.187	39.049	1:34.336	1:55.802	293.2	40:21.476
9	3	4:06.617	39.233	1:34.013	1:53.371	295.6	44:28.093
10	3	4:16.351 B	39.787	1:33.813	2:02.751	294.8	48:44.444
11	1	9:50.442	6:28.100	1:32.616	1:49.726	294.8	58:34.886

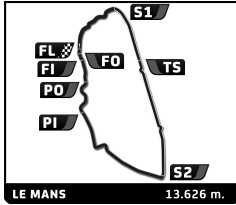
93 **Peugeot TotalEnergies** Peugeot 9X8 HYPERCAR H
 1. Paul DI RESTA 3. Jean-Éric VERGNE
 2. Mikkel JENSEN

1	1	6:45.954	3:43.838	1:22.968	1:39.148	325.8	6:45.954
2	1	3:30.953	33.454	1:20.306	1:37.193	333.9	10:16.907
3	1	3:30.975	33.223	1:20.516	1:37.236	332.9	13:47.882
4	1	3:31.168	33.021	1:20.131	1:38.016	331.8	17:19.050
5	1	3:38.448 B	33.008	1:21.486	1:43.954	334.9	20:57.498
6	3	8:38.085	5:34.109	1:24.164	1:39.812	304.7	29:35.583
7	3	3:31.351	33.096	1:20.671	1:37.584	330.8	33:06.934
8	3	3:33.532	32.969	1:21.008	1:39.555	333.9	36:40.466
9	3	3:31.534	32.914	1:20.354	1:38.266	334.9	40:12.000
10	3	3:39.347 B	32.935	1:20.413	1:45.999	324.9	43:51.347
11	2	5:33.806	2:34.115	1:21.371	1:38.320	326.8	49:25.153
12	2	3:30.823	33.327	1:20.909	1:36.587	321.0	52:55.976
13	2	3:31.289	33.615	1:21.246	1:36.528	325.8	56:27.365
14	2	3:31.114	33.196	1:20.589	1:37.329	324.9	59:58.479
15	2	3:41.403 B	35.341	1:22.126	1:43.936	299.7	1:03:39.882
16	3	5:11.423	2:09.273	1:23.686	1:38.464	326.8	1:08:51.305
17	3	3:33.654	33.632	1:20.789	1:39.233	327.8	1:12:24.959
18	3	3:34.514	33.423	1:21.246	1:39.845	332.9	1:15:59.473
19	3	3:32.700	33.282	1:21.315	1:38.103	330.8	1:19:32.173
20	3	3:31.529	33.214	1:20.445	1:37.870	331.8	1:23:03.702
21	3	3:40.360 B	33.698	1:21.648	1:45.014	306.5	1:26:44.062
22	1	5:03.268	2:01.393	1:22.660	1:39.215	324.9	1:31:47.330
23	1	3:33.086	33.379	1:21.362	1:38.345	327.8	1:35:20.416
24	1	3:32.745	33.300	1:21.314	1:38.131	333.9	1:38:53.161
25	1	3:43.090 B	34.433	1:22.586	1:46.071	328.8	1:42:36.251
26	1	7:46.678	4:47.595	1:21.574	1:37.509	327.8	1:50:22.929
27	1	3:31.535	33.195	1:20.714	1:37.626	327.8	1:53:54.464
28	1	3:31.253	33.518	1:20.753	1:36.982	328.8	1:57:25.717
29	1	3:31.164	32.994	1:21.183	1:36.987	329.8	2:00:56.881

94 **Peugeot TotalEnergies** Peugeot 9X8 HYPERCAR H
 1. Loïc DUVAL 3. Nico MÜLLER
 2. Gustavo MENEZES

1	2	7:29.553	4:25.921	1:24.849	1:38.783	298.0	7:29.553
2	2	3:31.565	33.242	1:21.046	1:37.277		11:01.118
3	2	3:33.541	33.344	1:22.391	1:37.806	327.8	14:34.659





FIA WEC

91^e Edition des 24 Heures du Mans

Free Practice 2

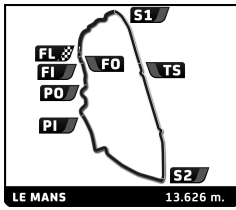


Sector Analysis

Lap under Red Flag Invalidated Lap Personal Best Session Best B Crossing the pit lane

Lap	D	Time	Sector 1	Sector 2	Sector 3	T. Spd	Elapsed	Lap	D	Time	Sector 1	Sector 2	Sector 3	T. Spd	Elapsed
19	3	3:33.321	33.032	1:20.617	1:39.672	333.9	1:47:53.576	17	1	3:33.837	33.426	1:21.844	1:38.567	333.9	1:16:09.361
20	3	3:38.798 B	34.086	1:21.580	1:43.132	324.9	1:51:32.374	18	1	3:35.724	33.939	1:21.406	1:40.379	329.8	1:19:45.085
708		Glickenhaus Racing		3.Ryan BRISCOE		Glickenhaus 007		911		Proton Competition		3.Richard LIETZ		Porsche 911 RSR - 19	
		1.Romain DUMAS				HYPERCAR				1.Michael FASSBENDER		3.Richard LIETZ		LMGT E Am	
		2.Olivier PLA								2.Martin RUMP					
1	3	10:24.745	7:15.564	1:26.669	1:42.512	329.8	10:24.745	1	3	12:10.643	8:46.717	1:33.339	1:50.587	295.6	12:10.643
2	3	3:31.656	33.493	1:20.994	1:37.169	334.9	13:56.401	2	3	3:58.965	36.954	1:31.489	1:50.522	285.4	16:09.608
3	3	3:32.845	33.357	1:21.532	1:37.956	338.1	17:29.246	3	3	3:55.191	37.579	1:30.237	1:47.375	302.2	20:04.799
4	3	3:34.642	33.244	1:21.078	1:40.320	320.1	21:03.888	4	3	3:57.136	36.714	1:30.157	1:50.265	290.0	24:01.935
5	3	3:34.808	33.372	1:20.714	1:40.722	334.9	24:38.696	5	3	4:04.886 B	39.385	1:30.035	1:55.466	298.8	28:06.821
6	3	3:34.157	34.523	1:21.591	1:38.043	333.9	28:12.853	6	3	4:59.733	1:37.395	1:32.195	1:50.143	299.7	33:06.554
7	3	3:32.358	33.299	1:20.672	1:38.387	332.9	31:45.211	7	3	3:56.046	37.370	1:30.170	1:48.506	294.0	37:02.600
8	3	3:34.427	33.101	1:20.930	1:40.396	332.9	35:19.638	8	3	3:58.430	36.990	1:32.428	1:49.012	272.5	41:01.030
9	3	3:33.391	33.131	1:20.577	1:39.683	336.0	38:53.029	9	3	3:56.882	37.059	1:30.867	1:48.956	298.8	44:57.912
10	3	3:32.920	33.220	1:20.549	1:39.151	336.0	42:25.949	10	3	4:04.789 B	36.966	1:31.767	1:56.056	300.5	49:02.701
11	3	3:32.089	33.434	1:21.035	1:37.620	325.8	45:58.038	11	1	6:59.163	3:28.012	1:34.749	1:56.402	296.4	56:01.864
12	3	3:43.648 B	34.184	1:22.220	1:47.244	328.8	49:41.686	12	1	4:07.909	39.657	1:33.874	1:54.378	284.7	1:00:09.773
13	2	7:41.920	4:34.003	1:24.661	1:43.256	324.9	57:23.606	13	1	4:11.226	40.286	1:35.252	1:55.688	294.0	1:04:20.999
14	2	3:36.688	34.974	1:22.584	1:39.130	331.8	1:01:00.294	14	1	4:06.534	39.140	1:33.550	1:53.844	294.0	1:08:27.533
15	2	3:32.483	33.521	1:21.572	1:37.390	330.8	1:04:32.777	15	1	4:07.942	39.087	1:33.205	1:55.650	297.2	1:12:35.475
16	2	3:35.273	33.682	1:22.292	1:39.299	294.0	1:08:08.050	16	1	4:07.511	39.052	1:35.531	1:52.928	242.0	1:16:42.986
17	2	3:43.240	34.330	1:21.690	1:47.220	336.0	1:11:51.290	17	1	4:05.112	38.676	1:33.465	1:52.971	298.0	1:20:48.098
18	2	6:02.487	3:01.842	1:22.090	1:38.555	330.8	1:17:53.777	18	1	4:05.185	39.796	1:33.061	1:52.328	297.2	1:24:53.283
19	2	3:31.868	33.527	1:21.293	1:37.048	329.8	1:21:25.645	19	1	4:07.288	39.991	1:32.823	1:54.474	299.7	1:29:00.571
20	2	3:33.044	33.361	1:21.120	1:38.563	332.9	1:24:58.689	20	1	4:13.077	39.176	1:33.364	1:50.537	296.4	1:33:13.648
21	2	3:39.842	35.208	1:21.991	1:42.643	329.8	1:28:38.531	21	2	5:30.491	2:05.047	1:32.706	1:52.738	298.0	1:38:44.139
22	2	3:30.172	33.198	1:20.614	1:36.360	332.9	1:32:08.703	22	2	3:59.191	37.618	1:31.306	1:50.267	297.2	1:42:43.330
23	2	3:41.092	34.101	1:20.749	1:46.242	334.9	1:35:49.795	23	2	3:57.652	37.487	1:30.785	1:49.380	297.2	1:46:40.982
24	1	7:31.339	4:22.066	1:23.607	1:45.666	329.8	1:43:21.134	24	2	3:58.567	37.493	1:31.135	1:49.939	298.0	1:50:39.549
25	1	3:36.259	33.798	1:23.351	1:39.110	333.9	1:46:57.393	25	2	3:56.801	37.707	1:30.461	1:48.633	298.8	1:54:36.350
26	1	3:39.173	33.952	1:22.139	1:43.082	289.3	1:50:36.566	26	2	3:56.268	37.424	1:30.323	1:48.521	297.2	1:58:32.618
27	1	3:32.631	33.486	1:20.891	1:38.254	332.9	1:54:09.197	27	2	3:55.645	37.187	1:30.446	1:48.012	298.8	2:02:28.263
28	1	3:38.569 B	33.626	1:21.098	1:43.845	339.1	1:57:47.766	923		Racing Team Turkey		3.Dries VANTHOOR		Oreca 07 - Gibson	
29	1	4:36.728 B	1:29.067	1:22.651	1:45.010	296.4	2:02:24.494			1.Salih YOLUC				LMP2 P/A	
709		Glickenhaus Racing		3.Esteban GUTIERREZ		Glickenhaus 007				2.Tom GAMBLE					
		1.Franck MAILLEUX				HYPERCAR				1		15:40.571		... 1:33.483 1:49.957 306.5 15:40.571	
		2.Nathanaël BERTHON								2		3:59.866 B		35.745 1:27.836 1:56.285 310.0 19:40.437	
1	2	11:57.636	8:52.188	1:23.745	1:41.703	313.6	11:57.636	3	1	5:30.044	2:09.765	1:29.622	1:50.657	283.9	25:10.481
2	2	3:46.497	33.621	1:21.653	1:51.223	332.9	15:44.133	4	1	4:01.449	36.360	1:30.049	1:55.040	313.6	29:11.930
3	2	5:26.690	2:23.026	1:22.497	1:41.167	327.8	21:10.823	5	1	4:59.988	35.537	1:26.546	2:57.905	312.7	34:11.918
4	2	3:33.024	33.702	1:21.318	1:38.004	333.9	24:43.847	6	1	3:53.438	36.240	1:31.064	1:46.134	308.2	38:05.356
5	2	3:38.286	35.449	1:22.659	1:40.178	332.9	28:22.133	7	1	3:47.267	35.946	1:27.221	1:44.100	307.3	41:52.623
6	2	3:36.205	33.726	1:21.490	1:40.989	330.8	31:58.338	8	1	3:47.982	35.233	1:28.236	1:44.513	311.8	45:40.605
7	2	3:40.908 B	33.868	1:21.388	1:45.652	331.8	35:39.246								
8	3	5:09.896	2:05.589	1:22.649	1:41.658	334.9	40:49.142								
9	3	3:36.861	33.991	1:21.537	1:41.333	331.8	44:26.003								
10	3	3:34.928	33.817	1:22.086	1:39.025	328.8	48:00.931								
11	3	3:36.749	33.950	1:23.276	1:39.523	328.8	51:37.680								
12	3	3:34.827	34.473	1:21.832	1:38.522	329.8	55:12.507								
13	3	3:40.519 B	33.483	1:21.245	1:45.791	330.8	58:53.026								
14	1	5:15.738 B	1:59.827	1:26.700	1:49.211	235.7	1:04:08.764								
15	1	4:49.070	1:46.689	1:23.540	1:38.841	323.9	1:08:57.834								
16	1	3:37.690	34.123	1:21.680	1:41.887	331.8	1:12:35.524								





FIA WEC

91^e Edition des 24 Heures du Mans

Free Practice 2

Sector Analysis



		Lap under Red Flag		Invalidated Lap		Personal Best		Session Best		B Crossing the pit lane					
Lap	D	Time	Sector 1	Sector 2	Sector 3	T. Spd	Elapsed	Lap	D	Time	Sector 1	Sector 2	Sector 3	T. Spd	Elapsed
9	1	3:45.016	35.267	1:26.275	1:43.474	309.1	49:25.621								
10	1	3:47.334	35.510	1:26.609	1:45.215	312.7	53:12.955								
11	1	3:51.672 B	35.085	1:26.147	1:50.440	310.0	57:04.627								
12	2	5:42.653	2:31.134	1:27.939	1:43.580	311.8	1:02:47.280								
13	2	3:47.671	35.325	1:28.365	1:43.981	312.7	1:06:34.951								
14	2	3:46.448	35.356	1:27.232	1:43.860	317.2	1:10:21.399								
15	2	3:48.670 B	34.555	1:25.296	1:48.819	313.6	1:14:10.069								
16	2	8:15.113	5:06.059	1:26.152	1:42.902	310.0	1:22:25.182								
17	2	3:42.142	34.701	1:25.183	1:42.258	312.7	1:26:07.324								
18	2	3:40.223	34.425	1:24.933	1:40.865	312.7	1:29:47.547								
19	2	3:49.285 B	34.800	1:26.916	1:47.569	310.9	1:33:36.832								
20	3	6:34.612	3:28.081	1:25.242	1:41.289	314.5	1:40:11.444								
21	3	3:40.049	34.321	1:24.639	1:41.089	312.7	1:43:51.493								
22	3	3:40.511	35.349	1:24.813	1:40.349	314.5	1:47:32.004								
23	3	3:40.949	33.978	1:24.548	1:42.423	313.6	1:51:12.953								
24	3	3:39.036	34.225	1:24.693	1:40.118	311.8	1:54:51.989								
25	3	3:39.514	34.328	1:24.569	1:40.617	311.8	1:58:31.503								
26	3	3:39.702	34.446	1:24.865	1:40.391	308.2	2:02:11.205								

