

# FIA WEC

## 91<sup>e</sup> Edition des 24 Heures du Mans

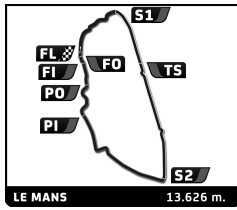
### Free Practice 4



### Sector Analysis

Lap under Red Flag   Invalidated Lap   Personal Best   Session Best   Crossing the pit lane

Lap	D	Time	Sector 1	Sector 2	Sector 3	T. Spd	Elapsed	Lap	D	Time	Sector 1	Sector 2	Sector 3	T. Spd	Elapsed	
<b>2</b>	<b>Cadillac Racing</b> 1. Earl BAMBER 2. Alex LYNN 3. Richard WESTBROOK Cadillac V-Series.R HYPERCAR H															
1	3	8:47.279	5:41.249	1:23.775	1:42.255	296.4	8:47.279									
2	3	3:32.421	33.410	1:21.391	1:37.620	332.9	12:19.700									
3	3	<del>3:30.231</del>	32.985	<del>1:20.711</del>	<del>1:36.535</del>	329.8	15:49.931									
4	3	<b>3:29.948</b>	33.013	1:20.559	<b>1:36.376</b>	331.8	19:19.879									
5	3	3:32.698	32.981	1:20.623	1:39.094	336.0	22:52.577									
6	3	3:42.747 <b>B</b>	<b>32.923</b>	1:20.586	1:49.238	334.9	26:35.324									
7	2	30:57.089	...	1:22.898	1:42.760	310.0	57:32.413									
8	2	3:42.831 <b>B</b>	33.284	1:21.628	1:47.919	331.8	1:01:15.244									
9	2	6:42.778	3:41.904	1:21.533	1:39.341	329.8	1:07:58.022									
10	2	3:32.144	34.188	1:21.087	1:36.869	331.8	1:11:30.166									
11	2	3:31.354	33.363	<b>1:20.523</b>	1:37.468	333.9	1:15:01.520									
<b>4</b>	<b>Floyd Vanwall Racing Team</b> 1. Tom DILLMANN 2. Esteban GUERRIERI 3. Tristan VAUTIER Vanwall Vandervell 680 HYPERCAR															
1	1	3:50.968	47.188	1:22.781	1:40.999	324.9	3:50.968									
2	1	<b>3:30.115</b>	33.274	<b>1:20.277</b>	<b>1:36.564</b>	330.8	7:21.083									
3	1	3:32.523	33.357	1:21.855	1:37.311	329.8	10:53.606									
4	1	<del>3:30.038</del>	<b>33.072</b>	1:20.534	<del>1:36.432</del>	328.8	14:23.644									
5	1	3:42.377 <b>B</b>	34.847	1:21.050	1:46.480	328.8	18:06.021									
6	2	<del>6:25.099</del>	3:16.395	<del>1:25.295</del>	<del>1:43.409</del>	326.8	24:31.120									
7	2	3:38.128	34.650	1:23.460	1:40.018	329.8	28:09.248									
8	2	3:38.998	33.857	1:24.295	1:40.846	327.8	31:48.246									
9	2	4:48.754	33.851	2:31.276	1:43.627	306.5	36:37.000									
10	2	<b>8:21.115 <b>B</b></b>	33.736	3:16.603	4:30.776	178.8	44:58.115									
11	3	13:45.536	...	1:24.102	1:40.268	322.9	58:43.651									
12	3	3:44.181 <b>B</b>	34.003	1:22.391	1:47.787	328.8	1:02:27.832									
13	3	5:02.610	2:00.838	1:21.864	1:39.908	329.8	1:07:30.442									
14	3	3:35.143	33.887	1:21.509	1:39.747	332.9	1:11:05.585									
15	3	3:33.434	33.820	1:21.100	1:38.514	329.8	1:14:39.019									
16	3	3:32.540	33.645	1:20.961	1:37.934	332.9	1:18:11.559									
<b>6</b>	<b>Porsche Penske Motorsport</b> 1. Kevin ESTRE 2. André LOTTERER 3. Laurens VANTHOOR Porsche 963 HYPERCAR H															
1	3	16:55.333	...	1:22.527	1:39.985	320.1	16:55.333									
2	3	3:29.132	32.963	1:20.581	1:35.588	322.0	20:24.465									
3	3	<del>3:29.294</del>	32.730	<del>1:20.746</del>	1:35.818	327.8	23:53.759									
4	3	3:28.829	<b>32.374</b>	1:20.312	1:36.143	324.9	27:22.588									
5	3	3:34.068	33.891	1:20.799	1:39.378	324.9	30:56.656									
6	3	4:47.887 <b>B</b>	33.546	2:30.109	1:44.232	314.5	35:44.543									
7	1	20:49.755	...	1:22.583	1:37.154	324.9	56:34.298									
8	1	3:29.846	32.861	1:20.830	1:36.155	323.9	1:00:04.144									
9	1	<del>3:29.275</del>	32.616	<del>1:20.240</del>	1:35.419	324.9	1:03:32.419									
10	1	3:29.457	32.766	1:21.380	<b>1:35.311</b>	327.8	1:07:01.876									
11	1	<b>3:28.457</b>	32.456	<b>1:20.173</b>	1:35.828	325.8	1:10:30.333									
12	1	3:37.945 <b>B</b>	32.523	1:20.515	1:44.907	337.0	1:14:08.278									
<b>7</b>	<b>Toyota Gazoo Racing</b> 1. Mike CONWAY 2. Kamui KOBAYASHI 3. Jose Maria LOPEZ Toyota GR010 HYBRID HYPERCAR H															
1	3	5:24.201	2:23.792	1:21.620	1:38.789	326.8	5:24.201									
2	3	<del>5:21.032</del>	33.282	<del>1:21.292</del>	1:36.458	342.3	8:55.233									
3	3	3:32.620	34.065	1:20.578	1:37.977	338.1	12:27.853									
4	3	<b>3:28.923</b>	32.855	1:20.223	<b>1:35.845</b>	330.8	15:56.776									
5	3	3:29.708	32.939	<b>1:19.930</b>	1:36.839	332.9	19:26.484									
6	3	3:39.817 <b>B</b>	32.960	1:20.096	1:46.761	336.0	23:06.301									
7	3	6:29.596	3:29.826	1:21.522	1:38.248	330.8	29:35.897									
8	3	3:29.435	33.018	1:20.305	1:36.112	331.8	33:05.332									
9	3	<b>4:53.131 <b>B</b></b>	<b>32.793</b>	2:28.406	1:51.932	332.9	37:58.463									
10	1	19:28.505	...	1:23.963	1:41.751	315.4	57:26.968									
11	1	3:36.952	33.901	1:22.675	1:40.376	334.9	1:01:03.920									
12	1	3:32.102	33.514	1:21.315	1:37.273	333.9	1:04:36.022									
13	1	3:33.629	33.713	1:21.877	1:38.039	333.9	1:08:09.651									
14	1	3:41.792 <b>B</b>	33.437	1:21.037	1:47.318	338.1	1:11:51.443									
15	1	4:53.778	1:55.298	1:21.484	1:36.996	331.8	1:16:45.221									
<b>5</b>	<b>Porsche Penske Motorsport</b> 1. Dane CAMERON 2. Michael CHRISTENSEN 3. Frédéric MAKOWIECKI Porsche 963 HYPERCAR H															
1	2	<del>7:27.824</del>	4:28.675	<del>1:22.051</del>	<del>1:37.098</del>	327.8	7:27.824									
2	2	3:31.353	33.778	1:20.826	1:36.749	332.9	10:59.177									
3	2	<b>3:29.371</b>	32.996	<b>1:20.236</b>	<b>1:36.139</b>	336.0	14:28.548									
4	2	3:29.775	<b>32.890</b>	1:20.506	1:36.379	336.0	17:58.323									
5	2	3:30.103	33.220	1:20.478	1:36.405	332.9	21:28.426									
6	2	3:29.781	33.888	1:20.237	1:36.156	333.9	24:58.207									
7	2	<del>3:30.913</del>	33.051	<del>1:20.864</del>	<del>1:36.998</del>	334.9	28:29.120									
8	2	3:32.329	34.248	1:21.770	1:36.311	308.2	32:01.449									
9	2	4:41.295	34.273	2:28.480	1:38.542	332.9	36:42.744									
10	2	<b>8:42.090 <b>B</b></b>	33.606	3:40.675	4:27.809	80.8	45:24.834									
11	2	14:09.588	...	1:21.530	1:37.064	329.8	59:34.422									
12	2	3:29.460	32.901	1:20.279	1:36.280	331.8	1:03:03.882									
13	2	3:35.865 <b>B</b>	32.904	1:20.241	1:42.720	331.8	1:06:39.747									
14	2	4:57.016	1:57.921	1:20.371	1:38.724	333.9	1:11:36.763									
15	2	3:30.302	32.892	1:21.078	1:36.332	331.8	1:15:07.065									
<b>8</b>	<b>Toyota Gazoo Racing</b> 1. Sébastien BUEMI 2. Brendon HARTLEY 3. Ryo HIRAKAWA Toyota GR010 HYBRID HYPERCAR H															
1	2	23:57.431	...	1:22.150	1:39.164	323.9	23:57.431									
2	2	<del>3:30.167</del>	<b>32.919</b>	<del>1:20.252</del>	1:36.996	333.9	27:27.598									
3	2	3:41.920 <b>B</b>	33.946	1:22.023	1:45.951	337.0	31:09.518									
4	3	6:10.426	2:02.624	2:28.710	1:39.092	331.8	37:19.944									
5	3	<b>9:47.612 <b>B</b></b>	59.288	4:18.909	4:29.415	80.5	47:07.556									
6	1	10:08.444	7:03.490	1:24.515	1:40.439	298.0	57:16.000									
7	1	3:32.882	33.980	1:21.235	1:37.667	332.9	1:00:48.882									
8	1	<b>3:30.616</b>	33.068	<b>1:20.670</b>	<b>1:36.878</b>	337.0	1:04:19.498									
9	1	<del>3:38.306 <b>B</b></del>	33.058	<del>1:21.184</del>	1:44.064	338.1	1:07:57.804									
10	3	5:04.222	2:04.953	1:21.429	1:37.840	328.8	1:13:02.026									
11	3	3:31.022	33.248	1:20.779	1:36.995	325.8	1:16:33.048									
<b>9</b>	<b>Prema Racing</b> 1. Bent VISCAAL 2. Juan Manuel CORREA 3. Filip UGRAN Oreca 07 - Gibson LMP2															
1	3	4:24.939	1:05.919	1:33.898	1:45.122	238.3	4:24.939									
2	3	3:38.508	34.376	1:24.235	1:39.897	310.0	8:03.447									
3	3	3:38.691	34.304	1:24.092	1:40.295	308.2	11:42.138									



# FIA WEC

## 91<sup>e</sup> Edition des 24 Heures du Mans

### Free Practice 4

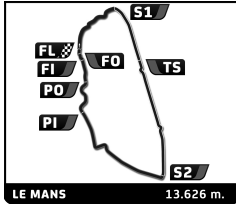


### Sector Analysis

Lap under Red Flag   Invalidated Lap   Personal Best   Session Best   B Crossing the pit lane

Lap	D	Time	Sector 1	Sector 2	Sector 3	T. Spd	Elapsed	Lap	D	Time	Sector 1	Sector 2	Sector 3	T. Spd	Elapsed
4	3	<b>3:37.360</b>	34.218	<b>1:23.878</b>	<b>1:39.264</b>	310.9	15:19.498								
5	3	3:41.503	34.229	1:25.358	1:41.916	308.2	19:01.001								
6	3	<del>3:48.613</del> B	34.459	<del>1:24.162</del>	1:49.992	309.1	22:49.614								
7	2	5:22.216	2:11.830	1:25.456	1:44.930	310.9	28:11.830								
8	2	<del>3:41.629</del>	<b>34.090</b>	<del>1:24.593</del>	1:42.946	305.6	31:53.459								
9	2	<del>4:46.250</del>	34.133	<del>2:30.511</del>	1:41.606	305.6	36:39.709								
10	2	<b>8:35.190</b> B	34.332	3:29.849	4:31.009	81.4	45:14.899								
11	1	13:25.465	...	1:26.480	1:41.296	309.1	58:40.364								
12	1	3:41.577	34.479	1:24.736	1:42.362	310.9	1:02:21.941								
13	1	3:40.358	35.182	1:24.640	1:40.536	308.2	1:06:02.299								
14	1	3:37.678	34.092	1:24.104	1:39.482	309.1	1:09:39.977								
15	1	3:38.111	34.091	1:24.378	1:39.642	310.0	1:13:18.088								
16	1	3:57.350 B	34.671	1:24.551	1:58.128	307.3	1:17:15.438								
<b>10</b>															
<b>Vector Sport</b>			3. Matthias KAISER			Oreca 07 - Gibson									
1. Ryan CULLEN						LMP2									
2. Gabriel AUBRY															
1	1	4:12.846	59.048	1:28.733	1:45.065	308.2	4:12.846								
2	1	<del>3:40.995</del>	35.030	1:25.004	<del>1:40.961</del>	316.3	7:53.841								
3	1	3:40.597	34.892	1:25.085	<b>1:40.620</b>	314.5	11:34.438								
4	1	<del>3:39.833</del>	34.837	1:24.726	<del>1:40.270</del>	316.3	15:14.271								
5	1	3:53.259 B	35.669	1:25.347	1:52.243	319.1	19:07.530								
6	3	4:54.378	1:44.656	1:26.936	1:42.786	307.3	24:01.908								
7	3	<del>3:42.895</del>	35.023	<del>1:25.525</del>	1:42.347	313.6	27:44.803								
8	3	3:43.362	35.042	1:25.207	1:43.113	315.4	31:28.165								
9	3	<del>4:52.801</del>	35.844	2:31.122	<del>1:45.835</del>	311.8	36:20.966								
10	3	<b>8:18.240</b> B	35.825	3:10.266	4:32.149	315.4	44:39.206								
11	2	12:26.718	9:13.877	1:28.157	1:44.684	299.7	57:05.924								
12	2	3:42.765	34.921	1:25.951	1:41.893	317.2	1:00:48.689								
13	2	3:41.734	35.187	1:24.777	1:41.770	317.2	1:04:30.423								
14	2	3:40.642	34.697	<b>1:24.344</b>	1:41.601	319.1	1:08:11.065								
15	2	<del>3:39.970</del>	34.747	<del>1:24.327</del>	1:40.896	317.2	1:11:51.035								
16	2	<b>3:40.079</b>	<b>34.663</b>	1:24.600	1:40.816	318.2	1:15:31.114								
<b>14</b>															
<b>Nielsen Racing</b>			3. Ben HANLEY			Oreca 07 - Gibson									
1. Rodrigo SALES						LMP2 P/A									
2. Mathias BECHE															
1	2	7:48.545	4:38.239	1:27.365	1:42.941	300.5	7:48.545								
2	2	3:39.341	34.553	1:24.778	<b>1:40.010</b>	313.6	11:27.886								
3	2	<b>3:38.637</b>	<b>34.303</b>	<b>1:24.215</b>	1:40.119	316.3	15:06.523								
4	2	3:44.294	35.652	1:26.134	1:42.508	310.9	18:50.817								
5	2	3:40.894	35.099	1:25.125	1:40.670	314.5	22:31.711								
6	2	3:47.606 B	35.285	1:24.491	1:47.830	315.4	26:19.317								
7	1	5:36.286	2:12.236	1:33.147	1:50.903	298.0	31:55.603								
8	1	4:58.016	35.926	2:34.896	1:47.194	309.1	36:53.619								
9	1	<b>9:28.512</b> B	36.216	4:16.494	4:35.802	80.6	46:22.131								
<b>16</b>															
<b>Proton Competition</b>			3. Jan HEYLEN			Porsche 911 RSR - 19									
1. Ryan HARDWICK						LMGT2 Am									
2. Zacharie ROBICHON															
1	2	4:47.857	1:20.535	1:33.958	1:53.364	265.8	4:47.857								
2	2	3:55.831	37.446	1:30.604	1:47.781	302.2	8:43.688								
3	2	<del>3:55.710</del>	37.301	<del>1:30.474</del>	1:47.935	298.8	12:39.398								
4	2	3:54.953	36.864	1:30.520	1:47.569	297.2	16:34.351								
5	2	3:57.543	36.864	1:30.326	1:50.353	299.7	20:31.894								
6	2	3:54.466	36.949	1:30.076	1:47.441	298.0	24:26.360								
7	2	3:56.659	37.144	1:30.936	1:48.579	298.0	28:23.019								
8	2	4:01.841 B	37.047	1:30.667	1:54.127	297.2	32:24.860								
9	3	<b>11:57.881</b> B	4:15.036	3:12.640	4:30.205	298.0	44:22.741								
10	3	13:41.494	...	1:33.185	1:51.463	293.2	58:04.235								
11	3	3:56.893	37.232	1:30.588	1:49.073	296.4	1:02:01.128								
12	3	3:56.982	38.022	1:31.001	1:47.959	295.6	1:05:58.110								
13	3	<del>3:54.760</del>	36.854	1:29.971	<del>1:47.935</del>	297.2	1:09:52.870								
14	3	3:55.031	37.466	1:30.049	1:47.516	297.2	1:13:47.901								
15	3	<b>3:53.419</b>	<b>36.799</b>	<b>1:29.375</b>	<b>1:47.245</b>	297.2	1:17:41.320								
<b>21</b>															
<b>AF Corse</b>			3. Ulysse DE PAUW			Ferrari 488 GTE Evo									
1. Simon MANN						LMGT2 Am									
2. Julien PIGUET															
1	1	5:05.675	1:40.942	1:33.877	1:50.856	270.4	5:05.675								
2	1	3:55.930	37.128	1:30.700	1:48.102	290.8	9:01.605								
3	1	3:54.875	36.786	1:30.522	1:47.567	296.4	12:56.480								
4	1	3:59.648	36.911	1:31.212	1:51.525	265.8	16:56.128								
5	1	3:56.403	37.207	1:31.121	1:48.075	294.8	20:52.531								
6	1	3:58.693	37.900	1:32.283	1:48.510	290.0	24:51.224								
7	1	4:03.571 B	37.006	1:30.444	1:56.121	296.4	28:54.795								
8	3	6:19.542	1:51.660	2:38.495	1:49.387	277.4	35:14.337								
9	3	<b>8:16.711</b> B	37.298	3:10.475	4:28.938	294.8	43:31.048								
10	3	15:00.379	...	1:32.000	1:48.795	290.0	58:31.427								
11	3	3:56.130	37.088	1:30.471	1:48.571	294.8	1:02:27.557								
12	3	3:58.094	36.652	<b>1:30.010</b>	1:51.432	298.8	1:06:25.651								
13	3	3:56.954	37.063	1:31.109	1:48.782	294.0	1:10:22.605								
14	3	<b>3:53.721</b>	36.495	1:30.102	<b>1:47.124</b>	294.8	1:14:16.326								
15	3	3:59.893 B	<b>36.489</b>	1:30.019	1:53.385	294.8	1:18:16.219								
<b>22</b>															
<b>United Autosports</b>			3. Frederick LUBIN			Oreca 07 - Gibson									
1. Philip HANSON						LMP2									
2. Filipe ALBUQUERQUE															
1	3	4:19.475	1:09.508	1:29.199	1:40.768	284.7	4:19.475								
2	3	3:39.951	34.629	1:24.120	1:41.202	317.2	7:59.426								





# FIA WEC

## 91<sup>e</sup> Edition des 24 Heures du Mans

### Free Practice 4

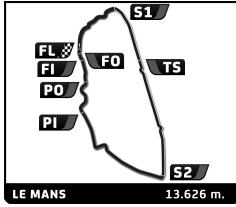
### Sector Analysis



Lap under Red Flag   Invalidated Lap   Personal Best   Session Best   B Crossing the pit lane

Lap	D	Time	Sector 1	Sector 2	Sector 3	T. Spd	Elapsed	Lap	D	Time	Sector 1	Sector 2	Sector 3	T. Spd	Elapsed
3	3	3:38.221	34.524	1:24.165	1:39.532	316.3	11:37.647	4	3	8:45.883	5:32.334	1:31.538	1:42.011	315.4	31:45.986
4	3	<b>3:37.407</b>	34.347	<b>1:23.640</b>	<b>1:39.420</b>	318.2	15:15.054	5	3	4:51.805	34.624	2:31.787	1:45.394	291.6	36:37.791
5	3	3:43.101	35.180	1:24.349	1:43.572	323.9	18:58.155	6	3	<b>8:23.071 B</b>	34.379	3:19.091	4:29.601	164.4	45:00.862
6	3	3:43.301	35.206	1:25.313	1:42.782	317.2	22:41.456	7	3	11:58.869	8:46.380	1:28.498	1:43.991	284.7	56:59.731
7	3	3:48.274 B	34.411	1:25.034	1:48.829	318.2	26:29.730	8	3	3:38.965	34.606	1:24.144	1:40.215	316.3	1:00:38.696
8	1	9:13.718	5:00.250	2:31.975	1:41.493	314.5	35:43.448	9	3	<del>3:38.647</del>	<b>34.273</b>	1:23.850	<del>1:40.524</del>	318.2	1:04:17.343
9	1	<b>8:11.982 B</b>	34.542	3:07.615	4:29.825	315.4	43:55.430	10	3	3:40.002	34.405	1:24.662	1:40.935	320.1	1:07:57.345
10	1	13:02.388	9:49.744	1:27.991	1:44.653	284.7	56:57.818	11	3	3:40.857	34.562	1:24.415	1:41.880	323.9	1:11:38.202
11	1	3:39.403	34.451	1:24.952	1:40.000	315.4	1:00:37.221	12	3	3:45.852 B	34.290	<b>1:23.531</b>	1:48.031	319.1	1:15:24.054
12	1	<del>3:39.578</del>	34.383	1:23.981	<del>1:41.214</del>	317.2	1:04:16.799	<b>30 Duqueine Team</b> Orega 07 - Gibson LMP2 1.Neel JANI   3.Nicolas PINO 2.René BINDER							
13	1	3:39.315	<b>34.245</b>	1:24.795	1:40.275	320.1	1:07:56.114	1	1	4:20.296 B	54.205	1:30.855	1:55.236	272.5	4:20.296
14	1	3:45.104	34.309	1:24.141	1:46.654	319.1	1:11:41.218	2	1	5:38.459	2:24.974	1:25.934	1:47.551	310.9	9:58.755
15	1	3:38.250	34.582	1:24.163	1:39.505	316.3	1:15:19.468	3	1	3:41.165	34.477	1:24.453	1:42.235	316.3	13:39.920
<b>23 United Autosports</b> Orega 07 - Gibson LMP2 1.Joshua PIERSON   3.Oliver JARVIS 2.Tom BLOMQUIST							4	1	<b>3:39.376</b>	34.453	1:24.387	1:40.536	315.4	17:19.296	
1	1	4:06.939	56.602	1:27.957	1:42.380	298.0	4:06.939	5	1	3:41.833	36.199	1:25.253	<b>1:40.381</b>	313.6	21:01.129
2	1	3:40.719	34.338	1:25.052	1:41.329	318.2	7:47.658	6	1	3:43.408	<b>34.412</b>	1:26.030	1:42.966	316.3	24:44.537
3	1	3:38.525	34.226	1:24.522	1:39.777	313.6	11:26.183	7	1	3:49.103 B	34.535	1:24.896	1:49.672	318.2	28:33.640
4	1	3:38.274	34.205	1:24.194	1:39.875	313.6	15:04.457	8	3	<del>5:13.199</del>	1:46.937	<del>1:43.863</del>	<del>1:42.399</del>	313.6	33:46.839
5	1	<del>3:38.105</del>	34.240	<del>1:24.019</del>	1:39.846	315.4	18:42.562	9	3	<b>6:32.484 B</b>	35.099	2:31.527	3:25.858	316.3	40:19.323
6	1	<del>3:37.224</del>	34.203	<del>1:23.745</del>	1:39.276	314.5	22:19.786	10	3	16:35.374	...	1:27.882	1:42.338	291.6	56:54.697
7	1	<b>3:36.964</b>	<b>33.992</b>	<b>1:23.894</b>	<b>1:39.078</b>	313.6	25:56.750	11	3	3:40.756	34.800	1:24.625	1:41.331	316.3	1:00:35.453
8	1	<del>3:38.944</del>	34.093	<del>1:24.347</del>	<del>1:40.504</del>	315.4	29:35.694	12	3	3:39.936	34.528	<b>1:24.085</b>	1:41.323	318.2	1:04:15.389
9	1	3:38.936	34.531	1:24.446	1:39.959	315.4	33:14.630	13	3	3:43.698	34.915	1:25.724	1:43.059	317.2	1:07:59.087
10	1	<b>5:32.248 B</b>	34.547	2:30.890	2:26.811	313.6	38:46.878	14	3	3:42.862	34.600	1:24.489	1:43.773	322.0	1:11:41.949
11	2	18:06.301	...	1:29.680	1:43.816	283.2	56:53.179	15	3	3:39.531	34.461	1:24.344	1:40.726	319.1	1:15:21.480
12	2	3:41.062	34.439	1:25.102	1:41.521	312.7	1:00:34.241	<b>31 Team WRT</b> Orega 07 - Gibson LMP2 1.Sean GELAEL   3.Robin FRIJNS 2.Ferdinand HABSBURG							
13	2	<del>3:38.996</del>	34.649	<del>1:24.199</del>	1:40.148	315.4	1:04:13.237	1	2	3:54.224	43.386	1:26.111	1:44.727	310.9	3:54.224
14	2	3:42.279	34.516	1:25.192	1:42.571	315.4	1:07:55.516	2	2	3:39.136	34.992	1:24.236	1:39.908	318.2	7:33.360
15	2	<del>3:40.603</del>	34.227	1:23.899	<del>1:42.477</del>	315.4	1:11:36.119	3	2	3:38.196	34.527	1:24.176	1:39.493	314.5	11:11.556
16	2	3:42.714	34.884	1:24.547	1:43.283	318.2	1:15:18.833	4	2	3:42.252	36.048	1:26.045	1:40.159	313.6	14:53.808
<b>24 Hendrick Motorsports</b> Chevrolet Camaro ZL1 INNOVATIVE CAR 1.Jimmie JOHNSON   3.Jenson BUTTON 2.Mike ROCKENFELLER							5	2	<b>3:37.877</b>	34.323	1:24.115	<b>1:39.439</b>	314.5	18:31.685	
1	2	6:11.511	2:44.300	1:36.538	1:50.673	204.5	6:11.511	6	2	<del>3:43.998 B</del>	34.499	<b>1:24.031</b>	<del>1:45.468</del>	313.6	22:15.683
2	2	3:52.275	36.733	1:28.588	<b>1:46.954</b>	305.6	10:03.786	7	1	5:14.044	2:04.575	1:26.968	1:42.501	300.5	27:29.727
3	2	4:01.658 B	36.782	1:29.062	1:55.814	307.3	14:05.444	8	1	<del>3:42.781</del>	34.679	<del>1:25.056</del>	1:43.046	318.2	31:12.508
4	3	5:29.595	2:09.437	1:30.268	1:49.890	298.8	19:35.039	9	1	4:50.137	35.034	2:31.751	1:43.352	315.4	36:02.645
5	3	<b>3:51.903</b>	36.517	<b>1:28.340</b>	1:47.046	304.7	23:26.942	10	1	<b>8:12.736 B</b>	35.635	3:06.998	4:30.103	312.7	44:15.381
6	3	3:53.667	<b>36.516</b>	1:28.507	1:48.644	304.7	27:20.609	11	1	12:34.558	9:22.121	1:27.900	1:44.537	310.0	56:49.939
7	3	<del>4:03.268 B</del>	38.001	<del>1:28.519</del>	1:56.748	309.1	31:23.877	12	1	3:40.722	34.584	1:25.310	1:40.828	312.7	1:00:30.661
8	1	<b>11:39.578 B</b>	3:53.746	3:13.989	4:31.843	292.4	43:03.455	13	1	3:40.166	<b>34.290</b>	1:25.111	1:40.765	312.7	1:04:10.827
9	1	14:05.001	...	1:32.498	1:51.774	257.6	57:08.456	14	1	3:48.108 B	34.319	1:24.654	1:49.135	312.7	1:07:58.935
10	1	3:59.216	38.141	1:29.382	1:51.693	304.7	1:01:07.672	15	3	5:03.926	1:56.913	1:25.925	1:41.088	310.9	1:13:02.861
11	1	3:55.845	37.557	1:29.463	1:48.825	309.1	1:05:03.517	16	3	<del>3:38.944</del>	34.416	<del>1:24.563</del>	1:39.965	313.6	1:16:41.805
12	1	4:02.345 B	37.821	1:28.676	1:55.848	309.1	1:09:05.862	<b>32 Inter Europol Competition</b> Orega 07 - Gibson LMP2 P/A 1.Mark KVAMME   3.Anders FJORBACH 2.Jan MAGNUSSEN							
<b>28 JOTA</b> Orega 07 - Gibson LMP2 1.David HEINEMEIER-HANS3.Pietro FITTIPALDI 2.Oliver RASMUSSEN							1	3	4:53.497 B	1:09.765	1:41.558	2:02.174	277.4	4:53.497	
1	2	15:36.918	...	1:26.346	1:39.753	309.1	15:36.918	2	3	14:08.971	...	1:27.619	1:43.006	309.1	19:02.468
2	2	<b>3:37.351</b>	34.297	1:23.632	<b>1:39.422</b>	312.7	19:14.269	3	3	<del>3:46.436</del>	34.928	<del>1:26.640</del>	1:44.868	316.3	22:48.904
3	2	3:45.834 B	34.597	1:24.236	1:47.001	319.1	23:00.103	4	3	<b>3:42.853</b>	<b>34.890</b>	<b>1:25.242</b>	1:42.721	317.2	26:31.757





# FIA WEC

## 91<sup>e</sup> Edition des 24 Heures du Mans

### Free Practice 4



### Sector Analysis

Lap under Red Flag   Invalidated Lap   Personal Best   Session Best   Crossing the pit lane

Lap	D	Time	Sector 1	Sector 2	Sector 3	T. Spd	Elapsed
5	3	3:44.430	35.249	1:27.010	<b>1:42.171</b>	317.2	30:16.187
6	3	<del>4:50.984</del>	35.068	<del>2:32.828</del>	1:43.088	316.3	35:07.171
7	3	<b>8:11.838B</b>	35.012	3:07.961	4:28.865	309.1	43:19.009

33		Corvette Racing		Chevrolet Corvette C8.R			
		1.Nicky CATSBURG	3.Nicolas VARRONE	LMGTE Am			
		2.Ben KEATING					
1	2	4:52.507	1:25.406	1:33.920	1:53.181	297.2	4:52.507
2	2	3:58.370	37.714	1:31.180	1:49.476	298.0	8:50.877
3	2	4:00.748	38.772	1:30.923	1:51.053	298.0	12:51.625
4	2	4:07.968B	38.968	1:32.572	1:56.428	271.1	16:59.593
5	2	7:27.846	4:04.891	1:31.580	1:51.375	294.8	24:27.439
6	2	4:01.483	37.975	1:31.890	1:51.618	297.2	28:28.922
7	2	<del>4:05.949B</del>	37.751	<del>1:31.598</del>	1:56.600	298.8	32:34.871
8	3	<b>9:55.950B</b>	2:32.483	2:54.702	4:28.765	294.8	42:30.821
9	3	15:47.671	...	1:31.366	1:50.669	295.6	58:18.492
10	3	4:00.053	37.862	1:30.305	1:51.886	298.0	1:02:18.545
11	3	<b>3:53.624</b>	37.310	<b>1:29.710</b>	<b>1:46.604</b>	298.0	1:06:12.169
12	3	3:55.042	<b>36.695</b>	1:30.426	1:47.921	298.8	1:10:07.211
13	3	4:00.091B	37.007	1:30.501	1:52.583	295.6	1:14:07.302

34		Inter Europol Competition		Oreca 07 - Gibson			
		1.Jakub SMIECHOWSKI	3.Fabio SCHERER	LMP2			
		2.Albert COSTA					
1	3	6:23.054	3:10.091	1:30.325	1:42.638	273.2	6:23.054
2	3	3:41.395	35.089	1:25.018	1:41.288	303.9	10:04.449
3	3	3:43.813	36.300	1:25.607	1:41.906	300.5	13:48.262
4	3	3:40.229	34.960	1:24.728	1:40.541	302.2	17:28.491
5	3	3:39.405	<b>34.621</b>	1:24.315	1:40.469	308.2	21:07.896
6	3	3:47.335B	34.678	<b>1:24.295</b>	1:48.362	310.0	24:55.231
7	2	6:16.357	3:05.240	1:26.962	1:44.155	290.0	31:11.588
8	2	<del>4:50.083</del>	34.777	<del>2:32.474</del>	1:42.835	298.8	36:01.671
9	2	<b>8:12.896B</b>	34.973	3:07.314	4:30.609	297.2	44:14.567
10	1	14:04.774	...	1:27.375	1:45.432	310.0	58:19.341
11	1	3:44.610	35.908	1:26.191	1:42.511	308.2	1:02:03.951
12	1	3:43.650	35.503	1:26.474	1:41.673	308.2	1:05:47.601
13	1	3:44.489	35.086	1:25.255	1:44.148	310.0	1:09:32.090
14	1	3:43.408	35.685	1:26.723	1:41.000	310.0	1:13:15.498
15	1	<b>3:39.211</b>	34.646	1:24.593	<b>1:39.972</b>	310.0	1:16:54.709

35		Alpine Elf Team		Oreca 07 - Gibson			
		1.André NEGRÃO	3.Memo ROJAS	LMP2			
		2.Olli CALDWELL					
1	3	4:14.717	1:01.913	1:28.188	1:44.616	310.9	4:14.717
2	3	3:45.159	35.317	1:26.352	1:43.490	313.6	7:59.876
3	3	3:44.761	35.355	1:25.972	1:43.434	312.7	11:44.637
4	3	3:44.820	36.242	1:26.390	<b>1:42.188</b>	313.6	15:29.457
5	3	3:43.892	35.376	1:25.947	1:42.569	315.4	19:13.349
6	3	3:45.731	35.276	1:26.103	1:44.352	307.3	22:59.080
7	3	3:50.457B	35.165	1:25.792	1:49.500	315.4	26:49.537
8	2	<b>16:54.197B</b>	9:14.752	3:09.033	4:30.412	310.9	43:43.734
9	2	13:49.340	...	1:27.643	1:44.736	298.8	57:33.074
10	2	<del>3:41.712</del>	34.684	<b>1:24.855</b>	<del>1:42.173</del>	315.4	1:01:14.786
11	2	<del>3:46.456B</del>	<b>34.375</b>	<del>1:24.402</del>	1:47.679	314.5	1:05:01.242
12	2	4:29.877	1:19.757	1:25.162	1:44.958	315.4	1:09:31.119
13	2	3:46.467	36.250	1:27.971	1:42.246	309.1	1:13:17.586

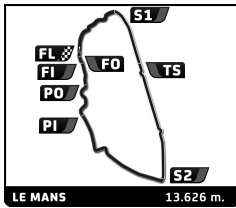
Lap	D	Time	Sector 1	Sector 2	Sector 3	T. Spd	Elapsed
14	2	<b>3:43.623</b>	34.715	1:25.499	1:43.409	314.5	1:17:01.209

36		Alpine Elf Team		Oreca 07 - Gibson			
		1.Matthieu VAXIVIERE	3.Julien CANAL	LMP2			
		2.Charles MILESI					
1	3	4:10.492	1:00.084	1:27.290	1:43.118	302.2	4:10.492
2	3	3:40.963	34.944	1:25.017	1:41.002	319.1	7:51.455
3	3	<del>3:41.524</del>	34.872	1:25.157	<del>1:41.495</del>	311.8	11:32.979
4	3	3:40.630	34.709	1:24.957	1:40.964	314.5	15:13.609
5	3	3:44.129	34.669	1:24.838	1:44.622	317.2	18:57.738
6	3	3:51.029B	35.090	1:25.556	1:50.383	315.4	22:48.767
7	2	4:58.638	1:52.263	1:25.734	1:40.641	316.3	27:47.405
8	2	3:40.880	<b>34.432</b>	<b>1:24.334</b>	1:42.114	309.1	31:28.285
9	2	4:46.455	34.507	2:30.361	1:41.587	306.5	36:14.740
10	2	<b>8:15.718B</b>	36.715	3:08.774	4:30.229	303.0	44:30.458
11	1	12:56.415	9:40.058	1:28.538	1:47.819	283.9	57:26.873
12	1	<del>3:43.792</del>	34.909	<del>1:25.919</del>	1:42.964	309.1	1:01:10.665
13	1	3:43.197	34.925	1:26.022	1:42.250	314.5	1:04:53.862
14	1	3:40.742	34.752	1:25.158	1:40.832	305.6	1:08:34.604
15	1	<del>3:40.933</del>	34.567	<del>1:24.937</del>	1:41.429	306.5	1:12:15.537
16	1	<b>3:38.972</b>	34.517	1:24.483	<b>1:39.972</b>	309.1	1:15:54.509

37		COOL Racing		Oreca 07 - Gibson			
		1.Nicolas LAPIERRE	3.Malthe JAKOBSEN	LMP2 P/A			
		2.Alexandre COIGNY					
1	3	4:00.023	52.421	1:26.739	1:40.863	309.1	4:00.023
2	3	3:39.881	35.262	1:24.435	1:40.184	317.2	7:39.904
3	3	3:39.455	34.675	1:24.429	1:40.351	317.2	11:19.359
4	3	3:39.454	34.542	1:24.235	1:40.677	317.2	14:58.813
5	3	3:39.756	34.818	1:24.800	1:40.138	313.6	18:38.569
6	3	3:44.936B	34.500	1:24.937	1:45.499	318.2	22:23.505
7	3	11:05.164	7:50.154	1:34.407	1:40.603	310.9	33:28.669
8	3	<b>5:58.309B</b>	34.739	2:30.163	2:53.407	313.6	39:26.978
9	3	17:20.727	...	1:26.342	1:40.971	311.8	56:47.705
10	3	3:38.763	34.506	1:24.213	1:40.044	313.6	1:00:26.468
11	3	3:39.502	<b>34.384</b>	1:24.109	1:41.009	313.6	1:04:05.970
12	3	<b>3:38.241</b>	34.517	<b>1:23.993</b>	<b>1:39.731</b>	315.4	1:07:44.211
13	3	3:47.750B	34.715	1:24.427	1:48.608	314.5	1:11:31.961

38		Hertz Team JOTA		Porsche 963			
		1.Antonio Felix DA COSTA	3.Yifei YE	HYPERCAR H			
		2.William STEVENS					
1	2	9:18.323	6:20.259	1:21.709	1:36.355	320.1	9:18.323
2	2	3:33.920	34.382	1:20.685	1:38.853	334.9	12:52.243
3	2	3:36.069	37.282	1:21.838	1:36.949	331.8	16:28.312
4	2	<b>3:28.440</b>	<b>32.784</b>	<b>1:19.789</b>	<b>1:35.867</b>	332.9	19:56.752
5	2	3:38.584B	33.330	1:20.639	1:44.615	316.3	23:35.336
6	1	7:02.682	4:04.266	1:21.483	1:36.933	329.8	30:38.018
7	1	<del>4:38.653</del>	32.981	2:27.858	<del>1:37.814</del>	330.8	35:16.671
8	1	<b>8:07.648B</b>	33.182	3:05.424	4:29.042	331.8	43:24.319
9	3	14:01.320	...	1:24.507	1:42.323	307.3	57:25.639
10	3	3:36.401	33.875	1:21.339	1:41.187	336.0	1:01:02.040
11	3	3:30.251	33.245	1:20.726	1:36.280	331.8	1:04:32.291
12	3	3:29.951	33.401	1:20.500	1:36.050	334.9	1:08:02.242
13	3	<del>3:39.562B</del>	33.054	<del>1:20.573</del>	1:45.935	337.0	1:11:41.804
14	1	4:41.729	1:43.861	1:20.928	1:36.940	330.8	1:16:23.533





# FIA WEC

## 91<sup>e</sup> Edition des 24 Heures du Mans

### Free Practice 4



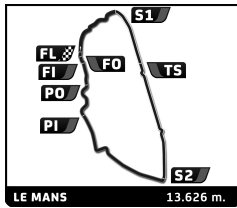
### Sector Analysis

Lap under Red Flag   Invalidated Lap   Personal Best   Session Best   Crossing the pit lane

Lap	D	Time	Sector 1	Sector 2	Sector 3	T. Spd	Elapsed	Lap	D	Time	Sector 1	Sector 2	Sector 3	T. Spd	Elapsed
<b>39</b>		<b>Graff Racing</b>		3.Patrick PILET		Oreca 07 - Gibson LMP2 P/A		<b>45</b>		<b>Algarve Pro Racing</b>		3.Colin BRAUN		Oreca 07 - Gibson LMP2 P/A	
		1.Roberto LACORTE		2.Giedo VAN DER GARDE						1.George KURTZ		2.James ALLEN			
1	1	13:06.779	9:52.956	1:29.146	1:44.677	314.5	13:06.779	1	1	7:17.613	3:51.625	1:36.747	1:49.241	258.2	7:17.613
2	1	3:48.653	35.744	1:26.288	1:46.621	315.4	16:55.432	2	1	3:52.988	36.347	1:29.279	1:47.362	313.6	11:10.601
3	1	3:48.519	35.724	1:27.340	1:45.455	317.2	20:43.951	3	1	3:53.772	36.847	1:28.797	1:48.128	302.2	15:04.373
4	1	3:48.612	36.055	1:26.864	1:45.693	313.6	24:32.563	4	1	4:01.072 B	37.549	1:28.310	1:55.213	307.3	19:05.445
5	1	3:54.997 B	35.949	1:27.024	1:52.024	318.2	28:27.560	5	1	4:12.938	58.517	1:27.902	1:46.519	307.3	23:18.383
6	2	7:20.685	3:04.943	2:32.438	1:43.304	314.5	35:48.245	6	1	3:52.564	36.449	1:27.781	1:48.334	309.1	27:10.947
7	2	8:09.915 B	35.491	3:07.313	4:27.111	313.6	43:58.160	7	1	4:01.213 B	36.774	1:30.039	1:54.400	311.8	31:12.160
8	2	13:38.084	...	1:26.475	1:44.551	316.3	57:36.244	8	2	5:55.348	1:37.943	2:31.916	1:45.489	308.2	37:10.508
9	2	3:45.390	37.301	1:26.100	1:41.989	313.6	1:01:21.634	9	2	9:36.558 B	48.071	4:17.913	4:30.574	81.2	46:44.066
10	2	3:40.314	34.591	1:24.229	1:41.494	317.2	1:05:01.948	10	3	12:29.318	9:13.178	1:26.252	1:49.888	308.2	59:13.384
11	2	3:39.155	34.453	1:24.350	1:40.352	316.3	1:08:41.103	11	3	3:41.067	34.495	1:24.873	1:41.699	311.8	1:02:54.451
12	2	3:45.626 B	34.310	1:24.114	1:47.202	320.1	1:12:26.729	12	3	3:40.605	34.504	1:25.108	1:40.993	311.8	1:06:35.056
<b>41</b>		<b>Team WRT</b>		3.Robert KUBICA		Oreca 07 - Gibson LMP2		<b>47</b>		<b>COOL Racing</b>		3.Simon PAGENAUD		Oreca 07 - Gibson LMP2	
		1.Rui ANDRADE		2.Louis DELÉTRAZ						1.Reshad DE GÉRUS		2.Vladislav LOMKO			
1	1	3:59.147	49.471	1:27.738	1:41.938	311.8	3:59.147	1	3	4:44.015	1:29.456	1:26.946	1:47.613	314.5	4:44.015
2	1	3:39.896	35.157	1:24.637	1:40.102	316.3	7:39.043	2	3	3:44.067	35.330	1:24.806	1:43.931	318.2	8:28.082
3	1	3:39.064	34.579	1:24.862	1:39.623	315.4	11:18.107	3	3	3:40.260	34.874	1:25.002	1:40.384	313.6	12:08.342
4	1	3:38.734	34.359	1:24.338	1:40.037	318.2	14:56.841	4	3	3:38.714	34.582	1:24.143	1:39.989	317.2	15:47.056
5	1	3:50.238 B	34.963	1:27.033	1:48.242	314.5	18:47.079	5	3	3:48.999 B	34.597	1:24.976	1:49.426	316.3	19:36.055
6	2	4:53.602	1:46.817	1:25.511	1:41.274	313.6	23:40.681	6	2	5:05.718	1:56.344	1:27.148	1:42.226	315.4	24:41.773
7	2	3:40.120	34.580	1:24.441	1:41.099	315.4	27:20.801	7	2	3:45.978	35.525	1:26.128	1:44.325	313.6	28:27.751
8	2	3:43.788	35.284	1:24.903	1:43.601	320.1	31:04.589	8	2	3:43.884	35.297	1:27.130	1:41.457	319.1	32:11.635
9	2	4:47.609	34.542	2:32.027	1:41.040	310.9	35:52.198	9	2	4:49.982	34.846	2:32.038	1:43.098	315.4	37:01.617
10	2	8:11.964 B	35.038	3:08.274	4:28.652	313.6	44:04.162	10	2	9:35.944 B	40.636	4:21.557	4:33.751	79.7	46:37.561
11	3	12:47.389	9:35.810	1:27.985	1:43.594	311.8	56:51.551	11	1	10:26.658	7:09.196	1:30.526	1:46.936	286.2	57:04.219
12	3	3:39.844	34.549	1:24.755	1:40.540	315.4	1:00:31.395	12	1	3:41.906	34.826	1:25.767	1:41.313	313.6	1:00:46.125
13	3	3:40.977	34.466	1:24.708	1:41.803	317.2	1:04:12.372	13	1	3:41.354	34.892	1:25.576	1:40.886	314.5	1:04:27.479
14	3	3:41.775	34.228	1:24.295	1:43.252	315.4	1:07:54.147	14	1	3:39.669	34.649	1:24.974	1:40.046	316.3	1:08:07.148
15	3	3:40.438	34.397	1:24.069	1:41.972	314.5	1:11:34.585	15	1	3:39.281	34.470	1:24.205	1:40.606	316.3	1:11:46.429
16	3	3:42.628	34.240	1:25.515	1:42.873	319.1	1:15:17.213	16	1	3:39.266	34.345	1:24.203	1:40.718	317.2	1:15:25.695
<b>43</b>		<b>DKR Engineering</b>		3.Maxime MARTIN		Oreca 07 - Gibson LMP2 P/A		<b>48</b>		<b>IDEC Sport</b>		3.Laurents HÖRR		Oreca 07 - Gibson LMP2	
		1.Tom VAN ROMPUY		2.Ugo DE WILDE						1.Paul LAFARGUE		2.Paul Loup CHATIN			
1	3	4:31.354	1:17.060	1:31.051	1:43.243	270.4	4:31.354	1	3	12:35.227	9:28.106	1:26.158	1:40.963	311.8	12:35.227
2	3	3:40.154	36.532	1:24.765	1:38.857	315.4	8:11.508	2	3	3:39.776	34.681	1:24.955	1:40.140	312.7	16:15.003
3	3	3:44.523 B	34.133	1:24.433	1:45.957	314.5	11:56.031	3	3	3:39.089	34.295	1:24.820	1:39.974	311.8	19:54.092
4	2	6:14.863	3:03.278	1:28.136	1:43.449	309.1	18:10.894	4	3	3:38.777	34.361	1:24.542	1:39.874	313.6	23:32.869
5	2	3:38.760	34.309	1:24.445	1:40.006	316.3	21:49.654	5	3	3:40.045	34.272	1:23.904	1:41.869	317.2	27:12.914
6	2	3:41.184	34.392	1:24.037	1:42.755	316.3	25:30.838	6	3	3:43.478	35.388	1:25.180	1:42.910	318.2	30:56.392
7	2	3:41.149	35.813	1:25.394	1:39.942	313.6	29:11.987	7	3	4:58.966 B	36.763	2:32.775	1:49.428	314.5	35:55.358
8	2	3:49.072 B	34.347	1:25.054	1:49.671	317.2	33:01.059	8	1	11:04.320 B	2:13.026	4:19.125	4:32.169	80.5	46:59.678
9	1	24:36.385	...	1:30.057	1:49.516	294.8	57:37.444	9	1	10:55.137	7:35.258	1:33.186	1:46.693	243.6	57:54.815
10	1	3:48.972	36.400	1:27.407	1:45.165	311.8	1:01:26.416	10	1	3:46.749	35.403	1:26.986	1:44.360	313.6	1:01:41.564
11	1	3:47.385	35.944	1:26.898	1:44.543	311.8	1:05:13.801	11	1	3:47.240	35.447	1:27.347	1:44.446	315.4	1:05:28.804
12	1	3:46.053	35.690	1:25.978	1:44.385	314.5	1:08:59.854	12	1	3:57.190 B	36.968	1:28.746	1:51.476	307.3	1:09:25.994
13	1	3:45.673	35.751	1:25.851	1:44.071	314.5	1:12:45.527								
14	1	3:44.980	35.523	1:26.042	1:43.415	311.8	1:16:30.507								







# FIA WEC

## 91<sup>e</sup> Edition des 24 Heures du Mans

### Free Practice 4

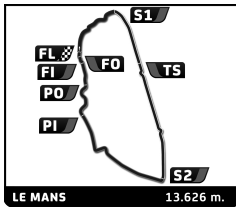


### Sector Analysis

Lap under Red Flag   Invalidated Lap   Personal Best   Session Best   Crossing the pit lane

Lap	D	Time	Sector 1	Sector 2	Sector 3	T. Spd	Elapsed	Lap	D	Time	Sector 1	Sector 2	Sector 3	T. Spd	Elapsed	
<b>50</b>	<b>Ferrari AF Corse</b> 1. Antonio FUOCO      3. Nicklas NIELSEN      Ferrari 499P HYPERCAR H							2	2	<del>3:58.788</del>	<b>36.975</b>	<del>1:30.249</del>	1:51.564	298.0	8:53.389	
	3	2	<b>3:57.318</b>	37.680	<b>1:29.903</b>	<b>1:49.735</b>	298.8	12:50.707								
	4	2	4:05.482 <b>B</b>	39.075	1:31.903	1:54.504	292.4	16:56.189								
	5	3	5:56.503	2:26.133	1:33.572	1:56.798	290.8	22:52.692								
	6	3	<del>4:03.962</del>	38.217	1:33.069	<del>1:52.676</del>	290.8	26:56.654								
	7	3	4:03.595	38.286	1:33.044	1:52.265	290.0	31:00.249								
	8	3	5:11.126	38.495	2:37.215	1:55.416	290.8	36:11.375								
	9	3	<b>8:21.653 B</b>	39.409	3:11.837	4:30.407	291.6	44:33.028								
	10	1	13:36.134	...	1:33.855	1:54.617	291.6	58:09.162								
	11	1	4:07.867	38.492	1:34.517	1:54.858	287.7	1:02:17.029								
12	1	4:07.026	40.520	1:33.627	1:52.879	290.8	1:06:24.055									
13	1	4:13.350 <b>B</b>	38.459	1:33.738	2:01.153	270.4	1:10:37.405									
<b>51</b>	<b>Ferrari AF Corse</b> 1. Alessandro PIER GUIDI      3. Antonio GIOVINAZZI      Ferrari 499P HYPERCAR H							1	2	7:24.410	4:17.457	1:25.270	1:41.683	241.5	7:24.410	
	2	2	3:33.279	33.033	1:24.479	1:35.767	291.6	10:57.689								
	3	2	<b>3:27.275</b>	<b>32.747</b>	<b>1:19.479</b>	<b>1:35.049</b>	323.9	14:24.964								
	4	2	3:35.942	33.906	1:21.532	1:40.504	309.1	18:00.906								
	5	2	3:32.852	33.962	1:22.152	1:36.738	294.8	21:33.758								
	6	2	3:30.902	33.073	1:20.064	1:37.765	318.2	25:04.660								
	7	2	3:29.543	33.029	1:19.983	1:36.531	310.9	28:34.203								
	8	2	3:40.737 <b>B</b>	33.023	1:22.447	1:45.267	310.0	32:14.940								
	9	3	<b>14:56.339 B</b>	6:08.071	4:18.637	4:29.631	80.6	47:11.279								
	10	3	9:50.447	6:43.932	1:25.630	1:40.885	290.8	57:01.726								
11	3	3:31.231	33.279	1:20.375	1:37.577	326.8	1:00:32.957									
12	3	3:30.669	33.335	1:20.220	1:37.114	322.0	1:04:03.626									
13	3	3:29.630	33.016	1:19.910	1:36.704	316.3	1:07:33.256									
14	3	3:29.931	32.953	1:20.142	1:36.836	319.1	1:11:03.187									
15	3	3:30.051	33.079	1:20.371	1:36.601	316.3	1:14:33.238									
16	3	3:29.905	33.630	1:19.841	1:36.434	334.9	1:18:03.143									
<b>54</b>	<b>AF Corse</b> 1. Thomas FLOHR      3. Davide RIGON      Ferrari 488 GTE Evo LMGTE Am							1	1	5:10.823	1:39.638	1:34.647	1:56.538	294.0	5:10.823	
	2	1	4:01.851	38.100	1:32.415	1:51.336	295.6	9:12.674								
	3	1	4:00.616	37.969	1:31.858	1:50.789	300.5	13:13.290								
	4	1	4:13.883 <b>B</b>	37.989	1:31.777	2:04.117	301.3	17:27.173								
	5	3	5:03.368	1:42.767	1:31.373	1:49.228	295.6	22:30.541								
	6	3	3:57.475	37.468	1:30.518	1:49.489	300.5	26:28.016								
	7	3	4:02.883 <b>B</b>	37.023	1:30.450	1:55.410	298.0	30:30.899								
	8	3	6:49.813	2:22.873	2:36.205	1:50.735	294.8	37:20.712								
	9	3	<b>9:52.070 B</b>	1:03.441	4:18.919	4:29.710	80.5	47:12.782								
	10	3	10:39.243	7:17.421	1:31.811	1:50.011	293.2	57:52.025								
11	3	3:54.787	37.200	1:30.009	1:47.578	278.8	1:01:46.812									
12	3	<b>3:53.652</b>	36.673	<b>1:29.532</b>	<b>1:47.447</b>	296.4	1:05:40.464									
13	3	4:00.310 <b>B</b>	<b>36.648</b>	1:29.706	1:53.956	296.4	1:09:40.774									
14	2	5:08.589	1:49.446	1:30.979	1:48.164	297.2	1:14:49.363									
15	2	3:54.950	36.916	1:30.221	1:47.813	298.8	1:18:44.313									
<b>55</b>	<b>GMB Motorsport</b> 1. Gustav BIRCH      3. Jens Reno MØLLER      Aston Martin Vantage AMR LMGTE Am							1	2	4:54.601	1:27.396	1:35.257	1:51.948	267.1	4:54.601	
	2	1	4:03.673	38.610	1:32.405	1:52.658	296.4	9:39.107								
	3	1	4:12.282	39.011	1:36.702	1:56.569	295.6	13:51.389								
	4	1	<del>4:17.399 B</del>	39.242	1:34.433	<del>2:03.724</del>	291.6	18:08.788								
	<b>56</b>	<b>Project 1 - AO</b> 1. PJ HYETT      3. Matteo CAIROLI      Porsche 911 RSR - 19 LMGTE Am							1	3	5:02.854	1:44.643	1:30.775	1:47.436	298.8	5:02.854
		2	3	<b>3:53.439</b>	37.912	<b>1:29.045</b>	<b>1:46.482</b>	302.2	8:56.293							
		3	3	<del>3:55.475</del>	<b>36.986</b>	<del>1:29.014</del>	1:49.475	304.7	12:51.768							
		4	3	4:01.382 <b>B</b>	38.298	1:31.002	1:52.082	298.8	16:53.150							
		5	2	5:06.427	1:44.540	1:32.515	1:49.372	298.8	21:59.577							
		6	2	3:57.058	37.460	1:30.500	1:49.098	298.0	25:56.635							
7		2	3:57.006	37.525	1:30.662	1:48.819	299.7	29:53.641								
8		2	4:52.484 <b>B</b>	37.626	2:18.548	1:56.310	297.2	34:46.125								
9		1	<b>9:27.236 B</b>	1:43.161	3:13.247	4:30.828	290.0	44:13.361								
10		1	13:42.976	...	1:33.406	1:54.798	296.4	57:56.337								
11	1	4:04.051	38.540	1:32.676	1:52.835	293.2	1:02:00.388									
12	1	4:03.199	38.395	1:32.634	1:52.170	265.8	1:06:03.587									
13	1	<del>4:07.819 B</del>	38.210	<del>1:31.989</del>	1:57.620	297.2	1:10:11.406									
<b>57</b>	<b>Kessel Racing</b> 1. Takeshi KIMURA      3. Daniel SERRA      Ferrari 488 GTE Evo LMGTE Am							1	3	5:29.905	1:59.270	1:37.245	1:53.390	218.1	5:29.905	
	2	3	3:57.435	37.296	1:31.667	1:48.472	295.6	9:27.340								
	3	3	3:54.335	36.845	1:29.892	1:47.598	297.2	13:21.675								
	4	3	3:56.090	36.628	1:29.913	1:49.549	299.7	17:17.765								
	5	3	3:54.908	37.469	1:29.812	1:47.627	298.8	21:12.673								
	6	3	3:53.878	36.649	1:29.546	1:47.683	298.0	25:06.551								
	7	3	3:53.189	<b>36.534</b>	<b>1:29.301</b>	1:47.354	301.3	28:59.740								
	8	3	4:00.175 <b>B</b>	36.635	1:29.935	1:53.605	298.0	32:59.915								
	9	2	<b>9:36.268 B</b>	2:10.435	2:57.062	4:28.771	298.0	42:36.183								
	10	2	15:09.941	...	1:31.936	1:48.168	296.4	57:46.124								
11	2	3:55.804	37.262	1:30.436	1:48.106	295.6	1:01:41.928									
12	2	<b>3:53.069</b>	36.812	1:29.349	<b>1:46.908</b>	298.0	1:05:34.997									
13	2	3:54.376	37.235	1:30.087	1:47.054	300.5	1:09:29.373									
14	2	3:55.768	37.788	1:30.564	1:47.416	298.0	1:13:25.141									
15	2	4:00.795 <b>B</b>	36.964	1:30.050	1:53.781	296.4	1:17:25.936									
<b>60</b>	<b>Iron Lynx</b> 1. Claudio SCHIAVONI      3. Alessio PICARIELLO      Porsche 911 RSR - 19 LMGTE Am							1	1	5:35.434	2:07.256	1:34.312	1:53.866	296.4	5:35.434	
	2	1	4:03.673	38.610	1:32.405	1:52.658	296.4	9:39.107								
	3	1	4:12.282	39.011	1:36.702	1:56.569	295.6	13:51.389								
	4	1	<del>4:17.399 B</del>	39.242	1:34.433	<del>2:03.724</del>	291.6	18:08.788								





# FIA WEC

## 91<sup>e</sup> Edition des 24 Heures du Mans

### Free Practice 4



### Sector Analysis

Lap under Red Flag   Invalidated Lap   Personal Best   Session Best   Crossing the pit lane

Lap	D	Time	Sector 1	Sector 2	Sector 3	T. Spd	Elapsed	Lap	D	Time	Sector 1	Sector 2	Sector 3	T. Spd	Elapsed
5	2	5:32.690	2:08.675	1:34.678	1:49.337	293.2	23:41.478	5	1	4:00.700 <b>B</b>	36.581	1:29.986	1:54.133	296.4	20:28.025
6	2	3:56.500	37.143	1:31.281	1:48.076	298.0	27:37.978	6	3	5:06.921	1:41.923	1:32.582	1:52.416	296.4	25:34.946
7	2	3:55.486	36.734	1:30.844	1:47.908	297.2	31:33.464	7	3	4:00.542	38.007	1:31.961	1:50.574	294.8	29:35.488
8	2	5:09.848 <b>B</b>	37.965	2:36.002	1:55.881	297.2	36:43.312	8	3	4:02.527	37.838	1:33.930	1:50.759	295.6	33:38.015
9	3	21:38.739	...	1:31.034	1:51.174	296.4	58:22.051	9	3	<b>6:38.993 <b>B</b></b>	37.648	2:35.715	3:25.630	293.2	40:17.008
10	3	3:55.263	36.774	<b>1:29.330</b>	1:49.159	298.8	1:02:17.314	10	2	17:41.609 <b>B</b>	...	1:36.295	1:59.448	243.6	57:58.617
11	3	<b>3:53.316</b>	36.728	1:29.715	<b>1:46.873</b>	297.2	1:06:10.630	11	2	9:24.612	6:01.574	1:32.477	1:50.561	290.0	1:07:23.229
12	3	4:01.963 <b>B</b>	<b>36.521</b>	1:29.619	1:55.823	299.7	1:10:12.593	12	2	<del>3:58.442</del>	37.277	<del>1:31.279</del>	1:49.886	293.2	1:11:21.671
13	2	4:00.848						13	2	4:00.848	37.273	1:31.039	1:52.536	296.4	1:15:22.519

63		Prema Racing		Oreca 07 - Gibson			
		1. Doriane PIN		LMP2			
		2. Daniil KVIYAT		3. Mirko BORTOLOTTI			
1	2	4:27.194	1:11.256	1:28.759	1:47.179	282.5	4:27.194
2	2	3:38.405	34.394	1:24.258	1:39.753	309.1	8:05.599
3	2	3:39.320	34.209	1:23.869	1:41.242	308.2	11:44.919
4	2	3:38.747	34.732	1:24.432	1:39.583	311.8	15:23.666
5	2	3:45.709 <b>B</b>	34.128	<b>1:23.823</b>	1:47.758	310.9	19:09.375
6	1	5:03.097	1:56.451	1:25.430	1:41.216	309.1	24:12.472
7	1	3:39.785	34.591	1:24.476	1:40.718	309.1	27:52.257
8	1	3:44.112	36.987	1:25.672	1:41.453	310.0	31:36.369
9	1	4:51.480	35.236	2:33.330	1:42.914	308.2	36:27.849
10	1	<b>8:15.991 <b>B</b></b>	34.711	3:11.245	4:30.035	308.2	44:43.840
11	3	12:36.473	9:16.297	1:29.251	1:50.925	289.3	57:20.313
12	3	<del>3:43.198</del>	34.425	<del>1:25.153</del>	1:43.620	303.9	1:01:03.511
13	3	3:38.219	34.247	1:24.859	1:39.113	307.3	1:04:41.730
14	3	3:37.395	34.114	1:24.070	1:39.211	308.2	1:08:19.125
15	3	3:36.905	33.978	1:24.045	<b>1:38.882</b>	308.2	1:11:56.030
16	3	<b>3:36.904</b>	<b>33.936</b>	1:24.038	1:38.930	308.2	1:15:32.934

65		Panis Racing		Oreca 07 - Gibson			
		1. Manuel MALDONADO		LMP2			
		2. Tijmen VAN DER HELM		3. Job VAN UITERT			
1	3	3:58.054	47.870	1:28.771	1:41.413	302.2	3:58.054
2	3	<del>3:37.505</del>	34.378	<del>1:24.036</del>	1:39.091	316.3	7:35.559
3	3	3:37.647	34.271	<b>1:23.700</b>	1:39.676	313.6	11:13.206
4	3	3:38.710	34.732	1:25.043	<b>1:38.935</b>	312.7	14:51.916
5	3	<b>3:36.650</b>	<b>33.987</b>	1:23.716	1:38.947	317.2	18:28.566
6	3	3:45.456 <b>B</b>	34.447	1:24.079	1:46.930	314.5	22:14.022
7	2	5:17.864	2:05.686	1:28.149	1:44.029	314.5	27:31.886
8	2	3:43.018	34.867	1:25.213	1:42.938	317.2	31:14.904
9	2	4:52.657	34.654	2:31.701	1:46.302	316.3	36:07.561
10	2	<b>8:16.741 <b>B</b></b>	35.112	3:10.459	4:31.170	309.1	44:24.302
11	1	12:57.859	9:44.062	1:28.790	1:45.007	260.7	57:22.161
12	1	3:44.615	34.850	1:25.674	1:44.091	322.0	1:01:06.776
13	1	<del>3:42.340</del>	34.716	1:25.569	<del>1:42.055</del>	314.5	1:04:49.116
14	1	3:41.021	34.724	1:25.004	1:41.293	314.5	1:08:30.137
15	1	<del>3:41.043</del>	34.796	1:24.819	<del>1:41.428</del>	314.5	1:12:11.180
16	1	4:09.728 <b>B</b>	35.397	1:25.895	2:08.436	315.4	1:16:20.908

66		JMW Motorsport		Ferrari 488 GTE Evo			
		1. Thomas NEUBAUER		LMGTE Am			
		2. Louis PRETTE		3. Giacomo PETROBELLI			
1	1	4:45.240	1:20.848	1:32.240	1:52.152	283.2	4:45.240
2	1	3:53.525	36.850	1:29.984	1:46.691	298.8	8:38.765
3	1	<b>3:52.965</b>	<b>36.539</b>	<b>1:29.861</b>	<b>1:46.565</b>	297.2	12:31.730
4	1	3:55.595	37.085	1:31.345	1:47.165	296.4	16:27.325

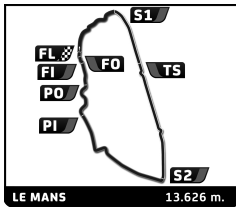
72		TF Sport		Aston Martin Vantage AMR			
		1. Arnold ROBIN		LMGTE Am			
		2. Maxime ROBIN		3. Valentin HASSE-CLOT			
1	1	4:45.119	1:14.407	1:36.233	1:54.479	257.6	4:45.119
2	1	4:03.326	38.834	1:32.920	1:51.572	294.0	8:48.445
3	1	<b>4:01.606</b>	38.866	1:31.928	<b>1:50.812</b>	295.6	12:50.051
4	1	4:27.283	39.273	1:34.372	2:13.638	285.4	17:17.334
5	1	4:07.312	40.185	1:33.455	1:53.672	295.6	21:24.646
6	1	4:03.481	39.323	1:32.139	1:52.019	294.0	25:28.127
7	1	4:08.586 <b>B</b>	38.291	1:32.325	1:57.970	294.8	29:36.713
8	2	7:43.693 <b>B</b>	3:02.605	2:36.097	2:04.991	290.0	37:20.406
9	2	20:54.035	...	1:34.667	1:55.176	289.3	58:14.441
10	2	4:07.399	39.224	1:33.728	1:54.447	290.8	1:02:21.840
11	2	4:05.011	38.766	1:32.185	1:54.060	294.8	1:06:26.851
12	2	4:03.082	38.179	1:32.082	1:52.821	294.0	1:10:29.933
13	2	4:02.598	<b>38.056</b>	1:32.076	1:52.466	291.6	1:14:32.531
14	2	4:03.355	38.298	<b>1:31.889</b>	1:53.168	294.8	1:18:35.886

74		Kessel Racing		Ferrari 488 GTE Evo			
		1. Kei COZZOLINO		LMGTE Am			
		2. Yorikatsu TSUIJKO		3. Naoki YOKOMIZO			
1	3	5:49.293	2:21.156	1:34.208	1:53.929	289.3	5:49.293
2	3	<b>3:59.031</b>	<b>37.813</b>	<b>1:31.246</b>	1:49.972	294.0	9:48.324
3	3	4:14.139 <b>B</b>	37.865	1:32.413	2:03.861	296.4	14:02.463
4	3	<del>4:20.776</del>	...	1:35.991	<del>1:56.310</del>	290.0	1:01:23.239
5	3	4:02.572	38.451	1:32.640	1:51.481	293.2	1:05:25.811
6	3	4:02.676	39.387	1:32.448	1:50.841	296.4	1:09:28.487
7	3	<del>4:00.815</del>	38.421	1:32.014	<del>1:50.380</del>	281.7	1:13:29.302
8	3	4:00.374	38.400	1:32.078	<b>1:49.896</b>	293.2	1:17:29.676

75		Porsche Penske Motorsport		Porsche 963 HYPERCAR H			
		1. Felipe NASR		LMGTE Am			
		2. Mathieu JAMINET		3. Nicholas TANDY			
1	2	27:12.063	...	1:23.034	1:39.033	331.8	27:12.063
2	2	3:40.325 <b>B</b>	33.911	1:21.180	1:45.234	332.9	30:52.388
3	2	25:43.627	...	1:22.530	1:37.726	322.9	56:36.015
4	2	<b>3:30.534</b>	33.187	1:20.782	1:36.565	332.9	1:00:06.549
5	2	3:30.842	33.321	1:20.989	<b>1:36.532</b>	332.9	1:03:37.391
6	2	3:39.818 <b>B</b>	33.151	1:22.802	1:43.865	332.9	1:07:17.209
7	2	4:54.143	1:55.014	1:21.439	1:37.690	330.8	1:12:11.352
8	2	3:30.891	<b>32.783</b>	<b>1:20.517</b>	1:37.591	329.8	1:15:42.243

77		Dempsey - Proton Racing		Porsche 911 RSR - 19			
		1. Christian RIED		LMGTE Am			
		2. Mikkel PEDERSEN		3. Julien ANDLAUER			
1	3	4:42.527	1:19.337	1:32.552	<b>1:50.638</b>	292.4	4:42.527
2	3	4:01.402 <b>B</b>	<b>37.834</b>	1:30.646	1:52.922	298.0	8:43.929





# FIA WEC

## 91<sup>e</sup> Edition des 24 Heures du Mans

### Free Practice 4



### Sector Analysis

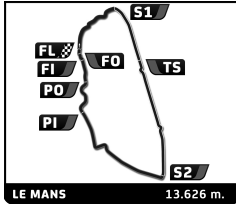
Lap under Red Flag   Invalidated Lap   Personal Best   Session Best   B Crossing the pit lane

Lap	D	Time	Sector 1	Sector 2	Sector 3	T. Spd	Elapsed	Lap	D	Time	Sector 1	Sector 2	Sector 3	T. Spd	Elapsed		
3	3	5:07.491	B	1:42.889	1:30.400	1:54.202	298.0	13:51.420	10	3	4:14.500	...	1:33.681	1:50.396	269.8	59:48.494	
4	3	5:34.606	B	2:11.273	1:29.919	1:53.414	296.4	19:26.026	11	3	3:59.372	37.695	1:31.412	1:50.265	293.2	1:03:47.866	
5	1	7:56.704		4:28.036	1:33.544	1:55.124	294.8	27:22.730	12	3	3:55.750	37.490	1:30.278	1:47.982	295.6	1:07:43.616	
6	1	4:10.052		39.278	1:34.761	1:56.013	294.8	31:32.782	13	3	4:02.424	37.092	1:29.922	1:55.410	296.4	1:11:46.040	
7	1	5:13.413		40.374	2:36.489	1:56.550	291.6	36:46.195	14	3	4:05.571	B	37.632	1:31.202	1:56.737	280.3	1:15:51.611
8	1	9:21.078	B	39.356	4:11.930	4:29.792	80.4	46:07.273	<b>86 GR Racing</b> Porsche 911 RSR - 19								
9	1	12:04.090		8:36.435	1:33.391	1:54.264	290.8	58:11.363	1. Michael WAINWRIGHT 3. Riccardo PERA								
10	1	4:08.940		38.660	1:32.788	1:57.492	297.2	1:02:20.303	2. Benjamin BARKER LMGT E Am								
11	1	4:07.309		39.156	1:32.665	1:55.488	296.4	1:06:27.612	1	2	4:30.447	1:10.632	1:31.583	1:48.232	286.9	4:30.447	
12	1	4:20.509		42.490	1:37.371	2:00.648	260.0	1:10:48.121	2	2	3:54.348	36.744	1:30.451	1:47.153	299.7	8:24.795	
13	1	4:40.728	B	46.630	1:43.698	2:10.400	195.6	1:15:28.849	3	2	4:00.389	B	36.713	1:30.055	1:53.621	296.4	12:25.184
<b>80 AF Corse</b> Oreca 07 - Gibson								<b>86 GR Racing</b> Porsche 911 RSR - 19									
1. François PERRODO 3. Norman NATO								1. Michael WAINWRIGHT 3. Riccardo PERA									
2. Ben BARNICOAT								2. Benjamin BARKER LMGT E Am									
1	2	4:09.759		58.182	1:28.144	1:43.433	286.9	4:09.759	4	1	6:29.132	2:56.666	1:38.290	1:54.176	293.2	18:54.316	
2	2	3:39.637		34.561	1:24.305	1:40.771	314.5	7:49.396	5	1	4:06.649	38.861	1:33.718	1:54.070	296.4	23:00.965	
3	2	3:40.645		34.871	1:24.367	1:41.407	316.3	11:30.041	6	1	4:15.038	B	39.116	1:36.571	1:59.351	294.8	27:16.003
4	2	3:37.126		34.154	1:23.686	1:39.286	316.3	15:07.167	7	3	5:27.283	1:57.646	1:36.901	1:52.736	292.4	32:43.286	
5	2	3:42.646		35.198	1:25.430	1:42.018	314.5	18:49.813	8	3	5:17.020	B	37.086	2:36.624	2:03.310	296.4	38:00.306
6	2	3:41.048		35.573	1:24.933	1:40.542	314.5	22:30.861	9	3	19:37.593	...	1:32.659	1:51.775	270.4	57:37.899	
7	2	3:46.146	B	34.324	1:25.414	1:46.408	311.8	26:17.007	10	3	3:55.737	36.694	1:30.968	1:48.075	298.8	1:01:33.636	
8	3	9:15.226		4:58.058	2:33.534	1:43.634	306.5	35:32.233	11	3	3:53.912		36.672	1:30.036	1:47.204	295.6	1:05:27.548
9	3	8:13.131	B	34.958	3:07.182	4:30.991	313.6	43:45.364	12	3	4:02.361	B	37.935	1:30.682	1:53.744	296.4	1:09:29.909
10	3	15:40.343		...	1:27.752	1:43.559	305.6	59:25.707	13	2	5:01.729	1:42.963	1:30.252	1:48.514	297.2	1:14:31.638	
11	3	3:43.389		34.355	1:25.333	1:43.701	313.6	1:03:09.096	14	2	4:05.232	B	36.819	1:29.221	1:59.192	297.2	1:18:36.870
12	3	3:41.004		34.574	1:25.087	1:41.343	312.7	1:06:50.100	<b>88 Proton Competition</b> Porsche 911 RSR - 19								
13	3	3:40.124		34.266	1:24.474	1:41.384	312.7	1:10:30.224	1. Harry TINCKNELL 3. Jonas RIED								
14	3	3:40.070		34.310	1:24.946	1:40.814	316.3	1:14:10.294	2. Donald YOUNT LMGT E Am								
15	3	3:38.079		34.093	1:24.243	1:39.743	314.5	1:17:48.373	1	1	4:52.173	1:29.034	1:32.537	1:50.602	293.2	4:52.173	
<b>83 Richard Mille AF Corse</b> Ferrari 488 GTE Evo								<b>88 Proton Competition</b> Porsche 911 RSR - 19									
1. Luis PEREZ COMPANC 3. Lilou WADOUX								1. Harry TINCKNELL 3. Jonas RIED									
2. Alessio ROVERA LMGT E Am								2. Donald YOUNT LMGT E Am									
1	3	13:04.860		9:44.309	1:31.391	1:49.160	284.7	13:04.860	2	1	3:56.485	37.179	1:30.675	1:48.631	296.4	8:48.658	
2	3	3:57.057		37.244	1:30.550	1:49.263	297.2	17:01.917	3	1	3:53.745		36.839	1:30.329	1:46.577	295.6	12:42.403
3	3	3:54.602		36.885	1:30.027	1:47.690	298.8	20:56.519	4	1	3:59.367	B	36.966	1:30.335	1:52.066	295.6	16:41.770
4	3	3:55.858		36.831	1:30.184	1:48.843	296.4	24:52.377	5	1	8:27.864	5:09.698	1:30.948	1:47.218	287.7	25:09.634	
5	3	3:55.020		36.980	1:29.775	1:48.265	300.5	28:47.397	6	1	3:53.825		36.574	1:30.134	1:47.117	296.4	29:03.459
6	3	3:56.279		36.824	1:31.003	1:48.452	301.3	32:43.676	7	1	3:59.464	B	36.640	1:29.970	1:52.854	297.2	33:02.923
7	3	5:19.233	B	37.142	2:36.745	2:05.346	274.6	38:02.909	8	2	11:35.651	B	3:49.046	3:14.651	4:31.954	282.5	44:38.574
8	3	20:59.249		...	1:30.463	1:48.906	297.2	59:02.158	<b>93 Peugeot TotalEnergies</b> Peugeot 9X8								
9	3	4:02.629	B	37.215	1:30.358	1:55.056	295.6	1:03:04.787	1. Paul DI RESTA 3. Jean-Éric VERGNE								
<b>85 Iron Dames</b> Porsche 911 RSR - 19								2. Mikkel JENSEN HYPERCAR H									
1. Sarah BOVY 3. Rahel FREY								1. Paul DI RESTA 3. Jean-Éric VERGNE									
2. Michelle GATTING LMGT E Am								2. Mikkel JENSEN HYPERCAR H									
1	2	5:00.131		1:35.763	1:34.014	1:50.354	271.8	5:00.131	1	1	3:42.266	40.742	1:23.128	1:38.396	324.9	3:42.266	
2	2	3:55.809		37.068	1:30.716	1:48.025	296.4	8:55.940	2	1	3:31.991	33.274	1:20.754	1:37.963	322.9	7:14.257	
3	2	3:56.883		37.029	1:29.987	1:49.867	298.8	12:52.823	3	1	3:29.828	33.163	1:20.605	1:36.060	322.9	10:44.085	
4	2	3:57.879		38.074	1:31.529	1:48.276	289.3	16:50.702	4	1	3:29.053		32.894	1:20.184	1:35.975	327.8	14:13.138
5	2	3:55.269		36.889	1:30.309	1:48.071	298.8	20:45.971	5	1	3:36.879	B	32.846	1:20.230	1:43.803	324.9	17:50.017
6	2	3:54.423		36.959	1:30.071	1:47.393	298.0	24:40.394	6	3	5:01.238	2:01.817	1:20.999	1:38.422	332.9	22:51.255	
7	2	4:00.721	B	36.666	1:30.352	1:53.703	298.0	28:41.115	7	3	3:33.863	33.259	1:20.695	1:39.909	331.8	26:25.118	
8	3	6:35.032		2:03.422	2:39.872	1:51.738	288.5	35:16.147	<b>94 Peugeot TotalEnergies</b> Peugeot 9X8								
9	3	8:17.847	B	37.263	3:11.261	4:29.323	298.0	43:33.994	1. Loïc DUVAL 3. Nico MÜLLER								
								2. Gustavo MENEZES HYPERCAR H									
1	3	5:19.097	B	2:11.352	1:23.493	1:44.252	305.6	5:19.097	1	3	5:19.097	B	2:11.352	1:23.493	1:44.252	305.6	5:19.097
2	3	7:57.851		4:58.732	1:22.057	1:37.062	329.8	13:16.948	2	3	3:32.627	33.917	1:20.552	1:38.158	329.8	16:49.575	
3	3	3:32.627		33.917	1:20.552	1:38.158	329.8	20:38.697	4	3	3:49.122	B	33.198	1:20.441	1:55.483	322.0	20:38.697
4	3	3:49.122	B	33.198	1:20.441	1:55.483	322.0	24:40.394	5	2	8:47.304	5:46.176	1:22.179	1:38.949	329.8	29:26.001	
5	2	8:47.304		5:46.176	1:22.179	1:38.949	329.8	29:26.001	6	2	3:31.488	33.307	1:21.053	1:37.128	322.9	32:57.489	
6	2	3:31.488		33.307	1:21.053	1:37.128	322.9	32:57.489	7	2	4:47.525	33.293	2:28.150	1:46.082	329.8	37:45.014	
7	2	4:47.525		33.293	2:28.150	1:46.082	329.8	37:45.014									









# FIA WEC

## 91<sup>e</sup> Edition des 24 Heures du Mans

### Free Practice 4

### Sector Analysis



Lap under Red Flag   Invalidated Lap   Personal Best   Session Best   B Crossing the pit lane

Lap	D	Time	Sector 1	Sector 2	Sector 3	T. Spd	Elapsed	Lap	D	Time	Sector 1	Sector 2	Sector 3	T. Spd	Elapsed
14	3	4:07.723	37.597	1:36.066	1:54.060	292.4	1:15:35.748								
<b>923</b>	<b>Racing Team Turkey</b>		3. Dries VANTHOOR			Oreca 07 - Gibson									
	1. Salih YOLUC					LMP2 P/A									
	2. Tom GAMBLE														
1	3	3:51.625	39.857	1:27.673	1:44.095	309.1	3:51.625								
2	3	3:38.735	34.495	1:24.026	1:40.214	315.4	7:30.360								
3	3	3:38.537	34.127	1:23.864	1:40.546	317.2	11:08.897								
4	3	<b>3:36.229</b>	<b>33.912</b>	<b>1:23.734</b>	<b>1:38.583</b>	315.4	14:45.126								
5	3	3:44.685 <b>B</b>	34.810	1:24.111	1:45.764	314.5	18:29.811								
6	1	5:34.559	2:19.225	1:27.847	1:47.487	310.9	24:04.370								
7	1	<del>3:47.669</del>	35.574	1:26.435	<del>1:45.660</del>	312.7	27:52.039								
8	1	3:51.523	36.904	1:29.715	1:44.904	310.9	31:43.562								
9	1	5:01.798 <b>B</b>	35.632	2:31.907	1:54.259	311.8	36:45.360								
10	2	20:46.548	...	1:29.712	1:48.069	292.4	57:31.908								
11	2	<del>3:46.184</del>	34.862	1:25.289	<del>1:46.033</del>	314.5	1:01:18.092								
12	2	3:45.619 <b>B</b>	34.233	1:24.224	1:47.162	314.5	1:05:03.711								
13	2	4:50.093	1:43.753	1:25.719	1:40.621	312.7	1:09:53.804								
14	2	3:46.091 <b>B</b>	35.204	1:24.688	1:46.199	312.7	1:13:39.895								

