

FIA WEC

91^e Edition des 24 Heures du Mans

Warm Up

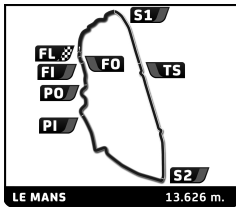


Sector Analysis

Lap under Red Flag Invalidated Lap Personal Best Session Best B Crossing the pit lane

Lap	D	Time	Sector 1	Sector 2	Sector 3	T. Spd	Elapsed	Lap	D	Time	Sector 1	Sector 2	Sector 3	T. Spd	Elapsed	
2	Cadillac Racing		3. Richard WESTBROOK			Cadillac V-Series.R HYPERCAR H										
	1. Earl BAMBER		2. Alex LYNN													
	1	2	4:21.997 B	57.697	1:30.042	1:54.258	252.2	4:21.997								
	2	2	5:11.532 B	1:51.326	1:26.342	1:53.864	283.9	9:33.529								
3	2	6:55.588	3:47.182	1:26.676	1:41.730	275.3	16:29.117									
3	Cadillac Racing		3. Scott DIXON			Cadillac V-Series.R HYPERCAR H										
	1. Sébastien BOURDAIS		2. Renger VAN DER ZANDE													
	1	1	5:25.345 B	1:39.045	1:37.477	2:08.823	210.1	5:25.345								
	2	1	9:08.313	6:04.452	1:25.106	1:38.755	293.2	14:33.658								
3	1	3:33.255	33.838	1:21.331	1:38.086	329.8	18:06.913									
4	Floyd Vanwall Racing Team		3. Tristan VAUTIER			Vanwall Vandervell 680 HYPERCAR										
	1. Tom DILLMANN		2. Esteban GUERRIERI													
	1	1	6:44.117	3:24.559	1:31.921	1:47.637	233.7	6:44.117								
	2	1	3:46.506	35.919	1:26.501	1:44.086	314.5	10:30.623								
3	1	3:49.919 B	34.822	1:23.444	1:51.653	310.0	14:20.542									
5	Porsche Penske Motorsport		3. Frédéric MAKOWIECKI			Porsche 963 HYPERCAR H										
	1. Dane CAMERON		2. Michael CHRISTENSEN													
	1	2	3:54.547	42.897	1:28.140	1:43.510	226.3	3:54.547								
	2	2	3:45.481 B	35.144	1:23.855	1:46.482	286.9	7:40.028								
3	1	5:17.048 B	1:47.658	1:31.041	1:58.349	290.0	12:57.076									
6	Porsche Penske Motorsport		3. Laurens VANTHOOR			Porsche 963 HYPERCAR H										
	1. Kevin ESTRE		2. André LOTTERER													
	1	3	3:53.737	42.122	1:27.914	1:43.701	247.6	3:53.737								
	2	3	3:38.025	34.879	1:23.462	1:39.684	303.0	7:31.762								
3	3	3:42.334 B	35.088	1:22.459	1:44.787	303.9	11:14.096									
4	2	5:18.682 B	1:45.707	1:30.757	2:02.218	267.1	16:32.778									
7	Toyota Gazoo Racing		3. Jose Maria LOPEZ			Toyota GR010 HYBRID HYPERCAR H										
	1. Mike CONWAY		2. Kamui KOBAYASHI													
	1	1	5:30.541	2:13.860	1:31.286	1:45.395	226.3	5:30.541								
	2	1	3:40.260	35.758	1:25.074	1:39.428	283.2	9:10.801								
3	1	3:37.453	35.491	1:22.062	1:39.900	332.9	12:48.254									
4	1	3:45.394 B	33.948	1:24.632	1:46.814	302.2	16:33.648									
8	Toyota Gazoo Racing		3. Ryo HIRAKAWA			Toyota GR010 HYBRID HYPERCAR H										
	1. Sébastien BUEMI		2. Brendon HARTLEY													
	1	1	5:22.438	2:07.093	1:30.390	1:44.955	225.4	5:22.438								
	2	1	3:41.017	35.950	1:24.036	1:41.031	281.0	9:03.455								
3	1	3:37.616	34.506	1:22.267	1:40.843	324.9	12:41.071									
4	1	3:33.285	34.219	1:21.331	1:37.735	320.1	16:14.356									
9	Prema Racing		3. Filip UGRAN			Oreca 07 - Gibson LMP2										
	1. Bent VISCAAL		2. Juan Manuel CORREA													
	1	2	5:21.312	1:52.940	1:37.749	1:50.623	236.2	5:21.312								
	2	2	3:48.348	36.610	1:29.483	1:42.255	273.9	9:09.660								
3	2	3:52.880 B	36.308	1:26.130	1:50.442	307.3	13:02.540									
10	Vector Sport		3. Matthias KAISER			Oreca 07 - Gibson LMP2										
	1. Ryan CULLEN		2. Gabriel AUBRY													
	1	2	4:56.200	1:30.875	1:34.492	1:50.833	227.3	4:56.200								
	2	2	3:50.462	36.474	1:29.668	1:44.320	271.8	8:46.662								
3	2	3:54.186 B	36.980	1:25.977	1:51.229	310.9	12:40.848									
13	Tower Motorsports		3. René RAST			Oreca 07 - Gibson LMP2 P/A										
	1. Steven THOMAS		2. Ricky TAYLOR													
	1	2	4:22.375	59.506	1:33.602	1:49.267	231.6	4:22.375								
	2	2	3:49.547	36.622	1:28.438	1:44.487	302.2	8:11.922								
3	2	3:50.010	36.052	1:27.982	1:45.976	306.5	12:01.932									
4	2	3:46.118	35.760	1:26.999	1:43.359	307.3	15:48.050									
14	Nielsen Racing		3. Ben HANLEY			Oreca 07 - Gibson LMP2 P/A										
	1. Rodrigo SALES		2. Mathias BECHE													
	1	2	4:12.831	50.638	1:31.377	1:50.816	267.1	4:12.831								
	2	2	3:43.535	35.470	1:26.609	1:41.456	319.1	7:56.366								
3	2	3:42.695	35.716	1:25.491	1:41.488	314.5	11:39.061									
4	2	3:41.153	35.146	1:24.927	1:41.080	313.6	15:20.214									
16	Proton Competition		3. Jan HEYLEN			Porsche 911 RSR - 19 LMGTE Am										
	1. Ryan HARDWICK		2. Zacharie ROBICHON													
	1	3	5:55.049	2:16.663	1:39.004	1:59.382	188.1	5:55.049								
	2	3	4:08.537	41.348	1:35.118	1:52.071	260.7	10:03.586								
3	3	4:01.833	38.458	1:32.025	1:51.350	295.6	14:05.419									
4	3	3:56.833	37.384	1:30.690	1:48.759	296.4	18:02.252									
21	AF Corse		3. Ulysse DE PAUW			Ferrari 488 GTE Evo LMGTE Am										
	1. Simon MANN		2. Julien PIGUET													
	1	1	4:45.821	1:13.096	1:38.560	1:54.165	224.9	4:45.821								
	2	1	4:06.664	39.316	1:35.819	1:51.529	239.9	8:52.485								
3	1	3:59.690	37.566	1:32.552	1:49.572	253.3	12:52.175									
4	1	3:58.877	37.225	1:32.417	1:49.235	291.6	16:51.052									
22	United Autosports		3. Frederick LUBIN			Oreca 07 - Gibson LMP2										
	1. Philip HANSON		2. Filipe ALBUQUERQUE													
	1	2	4:33.589	1:10.155	1:34.333	1:49.101	206.5	4:33.589								
	2	2	3:52.606 B	35.829	1:26.433	1:50.344	311.8	8:26.195								
3	3	5:07.708 B	1:37.629	1:32.992	1:57.087	230.2	13:33.903									
4	1	4:50.423 B	1:33.226	1:27.573	1:49.624	308.2	18:24.326									
23	United Autosports		3. Oliver JARVIS			Oreca 07 - Gibson LMP2										
	1. Joshua PIERSON		2. Tom BLOMQUIST													
	1	2	6:34.281	3:13.174	1:34.027	1:47.080	268.4	6:34.281								
	2	2	3:43.241	35.186	1:27.529	1:40.526	312.7	10:17.522								
3	2	3:45.731	35.113	1:26.253	1:44.365	316.3	14:03.253									
4	2	3:39.818	34.604	1:25.074	1:40.140	315.4	17:43.071									
24	Hendrick Motorsports		3. Jensen BUTTON			Chevrolet Camaro ZL1 INNOVATIVE CAR										
	1. Jimmie JOHNSON		2. Mike ROCKENFELLER													
	1	2	4:52.212	1:19.077	1:37.048	1:56.087	181.5	4:52.212								
	2	2	3:59.403	38.273	1:31.603	1:49.527	276.0	8:51.615								





FIA WEC

91^e Edition des 24 Heures du Mans

Warm Up

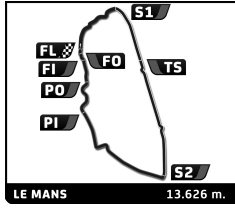
Sector Analysis



Lap under Red Flag Invalidated Lap Personal Best Session Best B Crossing the pit lane

Lap	D	Time	Sector 1	Sector 2	Sector 3	T. Spd	Elapsed	Lap	D	Time	Sector 1	Sector 2	Sector 3	T. Spd	Elapsed
25	ORT by TF	1.Ahmad AL HARTHY	3.Charlie EASTWOOD				LMGT E Am	36	Alpine Elf Team	1.Matthieu VAXIVIERE	3.Julien CANAL				Oreca 07 - Gibson LMP2
		2.Michael DINAN								2.Charles MILESI					
1	3	6:00.294	2:23.448	1:40.675	1:56.171	214.2	6:00.294	1	2	4:59.108 B	1:30.232	1:33.520	1:55.356	230.2	4:59.108
2	3	4:06.169	39.363	1:35.477	1:51.329	257.6	10:06.463	2	2	8:26.701	5:12.599	1:28.410	1:45.692	298.0	13:25.809
3	3	4:11.266 B	38.760	1:34.843	1:57.663	265.1	14:17.729	3	2	3:48.229	35.671	1:28.493	1:44.065	305.6	17:14.038
28	JOTA	1.David HEINEMEIER-HANS3.Pietro FITTIPALDI					Oreca 07 - Gibson LMP2	37	COOL Racing	1.Nicolas LAPIERRE	3.Malthe JAKOBSEN				Oreca 07 - Gibson LMP2 P/A
		2.Oliver RASMUSSEN								2.Alexandre COIGNY					
1	3	4:54.716 B	1:20.240	1:37.094	1:57.382	200.0	4:54.716	1	1	7:03.557	2:42.146	1:47.310	2:34.101	210.1	7:03.557
2	1	5:08.447 B	1:42.509	1:32.751	1:53.187	242.0	10:03.163	2	1	4:01.420 B	38.041	1:28.513	1:54.866	304.7	11:04.977
3	2	4:56.573	1:45.005	1:28.555	1:43.013	302.2	14:59.736	38	Hertz Team JOTA	1.Antonio Felix DA COSTA	3.Yifei YE				Porsche 963 HYPERCAR H
4	2	3:47.739 B	34.826	1:25.421	1:47.492	312.7	18:47.475			2.William STEVENS					
30	Duqueine Team	1.Neel JANI	3.Nicolas PINO				Oreca 07 - Gibson LMP2	39	Graff Racing	1.Roberto LACORTE	3.Patrick PILET				Oreca 07 - Gibson LMP2 P/A
		2.René BINDER								2.Giedo VAN DER GARDE					
1	1	4:31.210 B	57.053	1:34.215	1:59.942	235.2	4:31.210	1	2	5:21.989	1:59.585	1:32.137	1:50.267	255.1	5:21.989
2	3	5:16.245 B	1:52.476	1:30.854	1:52.915	283.9	9:47.455	2	2	3:46.487	36.938	1:27.202	1:42.347	294.0	9:08.476
3	2	5:11.234 B	1:46.273	1:31.372	1:53.589	282.5	14:58.689	3	2	3:51.872 B	35.203	1:25.365	1:51.304	315.4	13:00.348
31	Team WRT	1.Sean GELAEL	3.Robin FRIJNS				Oreca 07 - Gibson LMP2	41	Team WRT	1.Rui ANDRADE	3.Robert KUBICA				Oreca 07 - Gibson LMP2
		2.Ferdinand HABSBURG								2.Louis DELÉTRAZ					
1	1	4:08.271	46.117	1:34.797	1:47.357	210.9	4:08.271	1	3	4:11.245	48.871	1:32.416	1:49.958	267.8	4:11.245
2	1	3:44.447	34.615	1:26.298	1:43.534	311.8	7:52.718	2	3	3:51.235	36.695	1:27.272	1:47.268	309.1	8:02.480
3	1	3:51.713 B	35.160	1:25.856	1:50.697	313.6	11:44.431	3	3	3:42.673	35.317	1:25.740	1:41.616	312.7	11:45.153
4	1	6:39.223 B	1:32.148	2:13.377	2:53.698	142.5	18:23.654	4	3	3:42.548	35.553	1:25.195	1:41.800	311.8	15:27.701
32	Inter Europol Competition	1.Mark KVAMME	3.Anders FJORBACH				Oreca 07 - Gibson LMP2 P/A	43	DKR Engineering	1.Tom VAN ROMPUY	3.Maxime MARTIN				Oreca 07 - Gibson LMP2 P/A
		2.Jan MAGNUSSEN								2.Ugo DE WILDE					
1	1	5:28.115	1:50.890	1:39.025	1:58.200	223.5	5:28.115	1	3	5:17.942	1:54.096	1:36.248	1:47.598	210.5	5:17.942
2	1	4:11.997 B	39.256	1:31.586	2:01.155	265.1	9:40.112	2	3	3:47.942	36.388	1:28.799	1:42.755	286.2	9:05.884
33	Corvette Racing	1.Nicky CATSBURG	3.Nicolas VARRONE				Chevrolet Corvette C8.R LMGT E Am	45	Algarve Pro Racing	1.George KURTZ	3.Colin BRAUN				Oreca 07 - Gibson LMP2 P/A
		2.Ben KEATING								2.James ALLEN					
1	2	6:06.356 B	2:20.765	1:40.829	2:04.762	223.1	6:06.356	1	2	6:51.807	3:35.104	1:29.888	1:46.815	236.2	6:51.807
2	3	5:38.777 B	2:07.834	1:35.227	1:55.716	253.3	11:45.133	2	2	3:52.793 B	35.219	1:26.314	1:51.260	307.3	10:44.600
3	1	5:42.276 B	2:08.060	1:34.672	1:59.544	251.6	17:27.409	3	3	4:48.340	1:37.497	1:26.648	1:44.195	312.7	15:32.940
34	Inter Europol Competition	1.Jakub SMIECHOWSKI	3.Fabio SCHERER				Oreca 07 - Gibson LMP2	47	COOL Racing	1.Reshad DE GÉRUS	3.Simon PAGENAUD				Oreca 07 - Gibson LMP2
		2.Albert COSTA								2.Vladislav LOMKO					
1	3	6:05.586	2:46.582	1:33.758	1:45.246	225.4	6:05.586	1	2	5:06.510 B	1:31.498	1:36.008	1:59.004	205.3	5:06.510
2	3	3:44.645	36.181	1:27.564	1:40.900	305.6	9:50.231	2	1	5:03.644	1:47.486	1:30.031	1:46.127	307.3	10:10.154
3	3	3:42.405	35.845	1:25.056	1:41.504	294.8	13:32.636	3	1	3:51.249 B	35.724	1:27.601	1:47.924	314.5	14:01.403
4	3	3:41.024	35.069	1:24.994	1:40.961	294.8	17:13.660	48	IDEC Sport	1.Paul LAFARGUE	3.Laurents HÖRR				Oreca 07 - Gibson LMP2
35	Alpine Elf Team	1.André NEGRÃO	3.Memo ROJAS				Oreca 07 - Gibson LMP2			2.Paul Loup CHATIN					
		2.Olli CALDWELL													
1	1	5:33.395 B	1:53.657	1:37.779	2:01.959	207.2	5:33.395								
2	1	7:29.329	4:16.953	1:29.162	1:43.214	262.6	13:02.724								
3	1	3:43.135	35.298	1:25.574	1:42.263	311.8	16:45.859								





FIA WEC

91^e Edition des 24 Heures du Mans

Warm Up

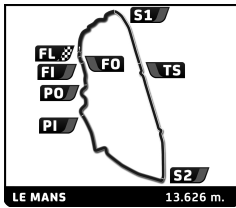


Sector Analysis

Lap under Red Flag **Invalidated Lap** **Personal Best** **Session Best** **B Crossing the pit lane**

Lap	D	Time	Sector 1	Sector 2	Sector 3	T. Spd	Elapsed	Lap	D	Time	Sector 1	Sector 2	Sector 3	T. Spd	Elapsed
1	2	4:31.578	1:08.138	1:34.366	1:49.074	192.1	4:31.578	2	2	3:46.383	35.695	1:27.319	1:43.369	307.3	8:56.392
2	2	3:45.957	36.352	1:27.413	1:42.192	310.0	8:17.535	3	2	3:45.603	35.060	1:26.348	1:44.195	304.7	12:41.995
3	2	3:43.534	35.127	1:25.966	1:42.441	310.9	12:01.069	4	2	3:52.772 B	36.654	1:26.308	1:49.810	306.5	16:34.767
4	2	4:01.798 B	35.670	1:30.210	1:55.918	255.7	16:02.867								
50 Ferrari AF Corse 1. Antonio FUOCO 2. Miguel MOLINA 3. Nicklas NIELSEN Ferrari 499P HYPERCAR H							65 Panis Racing 1. Manuel MALDONADO 2. Tijmen VAN DER HELM 3. Job VAN UITERT Oreca 07 - Gibson LMP2								
1	3	4:09.120	46.436	1:33.013	1:49.671	219.4	4:09.120	1	3	4:40.506	1:17.691	1:33.743	1:49.072	234.7	4:40.506
2	3	3:42.775	36.760	1:26.065	1:39.950	261.3	7:51.895	2	3	3:47.114	36.737	1:27.670	1:42.707	304.7	8:27.620
3	3	3:36.992	34.480	1:23.490	1:39.022	316.3	11:28.887	3	3	3:45.475	36.110	1:26.778	1:42.587	310.0	12:13.095
4	3	3:32.959	34.175	1:21.810	1:36.974	319.1	15:01.846	4	3	4:04.282 B	35.322	1:25.807	2:03.153	311.8	16:17.377
51 Ferrari AF Corse 1. Alessandro PIER GUIDI 2. James CALADO 3. Antonio GIOVINAZZI Ferrari 499P HYPERCAR H							66 JMW Motorsport 1. Thomas NEUBAUER 2. Louis PRETTE 3. Giacomo PETROBELLI Ferrari 488 GTE Evo LMGTE Am								
1	2	4:22.631	1:09.336	1:30.550	1:42.745	234.7	4:22.631	1	2	5:42.314	2:06.632	1:39.820	1:55.862	224.9	5:42.314
2	2	3:38.603	34.251	1:21.692	1:42.660	333.9	8:01.234	2	2	4:02.598	38.797	1:32.336	1:51.465	292.4	9:44.912
3	2	3:34.564	33.505	1:20.171	1:40.888	334.9	11:35.798	3	2	3:58.760	37.486	1:31.378	1:49.896	294.0	13:43.672
4	2	3:30.113	33.398	1:20.051	1:36.664	338.1	15:05.911	4	2	4:11.880 B	37.820	1:32.568	2:01.492	293.2	17:55.552
54 AF Corse 1. Thomas FLOHR 2. Francesco CASTELLACCI 3. Davide RIGON Ferrari 488 GTE Evo LMGTE Am							72 TF Sport 1. Arnold ROBIN 2. Maxime ROBIN 3. Valentin HASSE-CLOT Aston Martin Vantage AMR LMGTE Am								
1	3	4:35.980	1:05.131	1:38.112	1:52.737	193.2	4:35.980	1	3	5:09.516	1:29.991	1:42.436	1:57.089	186.2	5:09.516
2	3	3:57.245	37.402	1:31.835	1:48.008	296.4	8:33.225	2	3	4:18.690 B	40.270	1:37.123	2:01.297	247.6	9:28.206
3	3	4:01.548 B	37.590	1:30.053	1:53.905	297.2	12:34.773								
4	2	5:22.076	1:53.855	1:35.988	1:52.233	240.4	17:56.849								
55 GMB Motorsport 1. Gustav BIRCH 2. Marco SØRENSEN 3. Jens Reno MØLLER Aston Martin Vantage AMR LMGTE Am							74 Kessel Racing 1. Kei COZZOLINO 2. Yorikatsu TSUJIKO 3. Naoki YOKOMIZO Ferrari 488 GTE Evo LMGTE Am								
1	2	5:30.296	1:57.329	1:38.300	1:54.667	225.4	5:30.296	1	1	6:11.916	2:37.662	1:39.414	1:54.840	213.0	6:11.916
2	2	4:00.939	38.405	1:33.297	1:49.237	286.9	9:31.235	2	1	4:02.340	38.591	1:33.825	1:49.924	283.9	10:14.256
3	2	4:01.119	38.448	1:32.586	1:50.085	288.5	13:32.354	3	1	3:57.509	37.702	1:31.368	1:48.439	297.2	14:11.765
4	2	4:06.607 B	38.112	1:32.480	1:56.015	286.2	17:38.961	4	1	3:55.771	37.074	1:30.659	1:48.038	295.6	18:07.536
56 Project 1 - AO 1. PJ HYYET 2. Gunnar JEANNETTE 3. Matteo CAIROLI Porsche 911 RSR - 19 LMGTE Am							75 Porsche Penske Motorsport 1. Felipe NASR 2. Mathieu JAMINET 3. Nicholas TANDY Porsche 963 HYPERCAR H								
1	3	5:00.225	1:32.769	1:35.624	1:51.832	200.7	5:00.225	1	1	5:01.701	1:39.377	1:33.407	1:48.917	222.6	5:01.701
2	3	3:56.733	37.670	1:31.049	1:48.014	286.2	8:56.958	2	1	3:56.177 B	36.925	1:26.634	1:52.618	291.6	8:57.878
3	3	4:02.412 B	36.941	1:29.515	1:55.956	298.0	12:59.370	3	3	5:32.905 B	2:15.788	1:27.799	1:49.318	252.8	14:30.783
57 Kessel Racing 1. Takeshi KIMURA 2. Scott HUFFAKER 3. Daniel SERRA Ferrari 488 GTE Evo LMGTE Am							77 Dempsey - Proton Racing 1. Christian RIED 2. Mikkel PEDERSEN 3. Julien ANDLAUER Porsche 911 RSR - 19 LMGTE Am								
1	3	5:55.354	2:24.265	1:38.680	1:52.409	203.3	5:55.354	1	3	5:32.531	1:58.225	1:39.895	1:54.411	197.4	5:32.531
2	3	4:01.313	39.698	1:31.798	1:49.817	294.0	9:56.667	2	3	4:08.280 B	37.939	1:32.002	1:58.339	298.0	9:40.811
3	3	3:55.038	37.080	1:30.011	1:47.947	296.4	13:51.705								
4	3	3:55.312	37.231	1:30.724	1:47.357	295.6	17:47.017								
60 Iron Lynx 1. Claudio SCHIAVONI 2. Matteo CRESSONI 3. Alessio PICARIELLO Porsche 911 RSR - 19 LMGTE Am							80 AF Corse 1. François PERRODO 2. Ben BARNICOAT 3. Norman NATO Oreca 07 - Gibson LMP2 P/A								
1	3	5:58.407 B	2:13.199	1:38.306	2:06.902	222.6	5:58.407	1	3	4:34.780	1:07.477	1:38.448	1:48.855	189.1	4:34.780
2	3	3:44.930	35.790	1:25.991	1:43.149	311.8	8:19.710	2	3	3:44.930	35.790	1:25.991	1:43.149	311.8	8:19.710
3	3	3:58.652 B	35.674	1:27.000	1:55.978	308.2	12:18.362	3	3	3:58.652 B	35.674	1:27.000	1:55.978	308.2	12:18.362
63 Prema Racing 1. Doriane PIN 2. Daniil KVYAT 3. Mirko BORTOLOTTI Oreca 07 - Gibson LMP2							83 Richard Mille AF Corse 1. Luis PEREZ COMPANC 2. Alessio ROVERA 3. Lilou WADOUX Ferrari 488 GTE Evo LMGTE Am								
1	2	5:10.009	1:43.880	1:34.573	1:51.556	253.9	5:10.009	1	2	4:58.580	1:18.046	1:42.065	1:58.469	172.0	4:58.580
2	2	4:09.467	39.730	1:33.842	1:55.895	285.4	9:08.047	2	2	4:09.467	39.730	1:33.842	1:55.895	285.4	9:08.047
3	2	4:14.454	40.542	1:34.227	1:59.685	267.1	13:22.501	3	2	4:14.454	40.542	1:34.227	1:59.685	267.1	13:22.501
4	2	4:18.592 B	39.256	1:36.681	2:02.655	246.4	17:41.093	4	2	4:18.592 B	39.256	1:36.681	2:02.655	246.4	17:41.093





FIA WEC

91^e Edition des 24 Heures du Mans

Warm Up

Sector Analysis



Lap under Red Flag Invalidated Lap Personal Best Session Best B Crossing the pit lane

Lap	D	Time	Sector 1	Sector 2	Sector 3	T. Spd	Elapsed	Lap	D	Time	Sector 1	Sector 2	Sector 3	T. Spd	Elapsed
85	Iron Dames		3. Rahel FREY		Porsche 911 RSR - 19		LMGTE Am								
	1	3	6:02.229	2:21.274	1:40.978	1:59.977	218.5	6:02.229							
	2	3	4:17.595 B	39.346	1:35.515	2:02.734	262.6	10:19.824							
86	GR Racing		3. Riccardo PERA		Porsche 911 RSR - 19		LMGTE Am								
	1	2	5:37.326 B	1:57.858	1:38.780	2:00.688	213.8	5:37.326							
	2	2	5:54.186 B	2:24.610	1:32.832	1:56.744	277.4	11:31.512							
88	Proton Competition		3. Jonas RIED		Porsche 911 RSR - 19		LMGTE Am								
	1	1	4:55.621 B	1:24.556	1:33.244	1:57.821	286.2	4:55.621							
	2	2	5:59.872 B	2:01.601	1:43.015	2:15.256	225.8	10:55.493							
	3	3	6:58.952 B	2:59.736	1:45.148	2:14.068	198.1	17:54.445							
93	Peugeot TotalEnergies		3. Jean-Éric VERGNE		Peugeot 9X8		HYPERCAR H								
	1	1	5:40.734	2:28.093	1:28.431	1:44.210	241.5	5:40.734							
	2	1	3:39.691	34.248	1:22.798	1:42.645	311.8	9:20.425							
	3	1	3:46.565 B	35.276	1:22.817	1:48.472	326.8	13:06.990							
94	Peugeot TotalEnergies		3. Nico MÜLLER		Peugeot 9X8		HYPERCAR H								
	1	3	4:17.902	1:02.580	1:29.880	1:45.442	200.7	4:17.902							
	2	3	3:38.833	35.875	1:23.560	1:39.398	307.3	7:56.735							
	3	3	3:34.867	34.464	1:22.201	1:38.202	326.8	11:31.602							
	4	3	3:40.105 B	35.133	1:21.497	1:43.475	329.8	15:11.707							
98	Northwest AMR		3. Alex RIBERAS		Aston Martin Vantage AMR		LMGTE Am								
	1	3	6:13.454 B	2:23.854	1:44.357	2:05.243	220.3	6:13.454							
	2	2	5:44.941 B	2:00.169	1:39.476	2:05.296	234.7	11:58.395							
	3	1	5:52.091 B	1:56.901	1:42.647	2:12.543	245.3	17:50.486							
100	Walkenhorst Motorsport		3. Jeffrey SEGAL		Ferrari 488 GTE Evo		LMGTE Am								
	1	3	5:54.747	2:07.665	1:44.929	2:02.153	185.6	5:54.747							
	2	3	4:16.305 B	41.288	1:36.959	1:58.058	244.8	10:11.052							
311	Action Express Racing		3. Jack AITKEN		Cadillac V-Series.R		HYPERCAR H								
	1	3	4:55.421	1:40.037	1:29.560	1:45.824	251.0	4:55.421							
	2	3	3:39.065	34.724	1:25.531	1:38.810	278.1	8:34.486							
	3	3	3:40.217 B	34.275	1:21.509	1:44.433	326.8	12:14.703							
708	Glickenhause Racing		3. Olivier PLA		Glickenhause 007		HYPERCAR								
	1	3	4:40.056	1:09.576	1:38.431	1:52.049	175.6	4:40.056							
	2	3	3:51.718 B	36.856	1:25.550	1:49.312	267.1	8:31.774							
	3	3	5:17.859 B	1:28.424	1:34.989	2:14.446	247.6	13:49.633							

