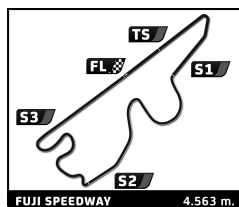


FIA WEC
6 Hours of Fuji
Free Practice 1
Sector Analysis

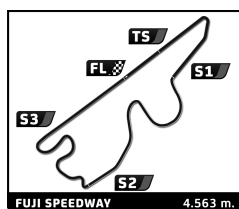
| | | | | | | | | | | Lap under Red Flag | | Invalidated Lap | | Personal Best | | Session Best | | B Crossing the pit lane | |
|----------|----------------------------------|------|----------|---------------------------|----------|--------|------------------------|-----|---|--------------------|----------|-----------------|------------|---------------|---------|--------------|--|-------------------------|--|
| Lap | D | Time | Sector 1 | Sector 2 | Sector 3 | T. Spd | Elapsed | Lap | D | Time | Sector 1 | Sector 2 | Sector 3 | T. Spd | Elapsed | | | | |
| 2 | Cadillac Racing | | | | | | Cadillac V-Series.R | | | | | | HYPERCAR H | | | | | | |
| | 1. Earl BAMBER | | | 3. Richard WESTBROOK | | | | | | | | | | | | | | | |
| | 2. Alex LYNN | | | | | | | | | | | | | | | | | | |
| 5 | Porsche Penske Motorsport | | | | | | Porsche 963 | | | | | | HYPERCAR H | | | | | | |
| | 1. Dane CAMERON | | | 3. Frédéric MAKOWIECKI | | | | | | | | | | | | | | | |
| | 2. Michael CHRISTENSEN | | | | | | | | | | | | | | | | | | |
| 4 | Floyd Vanwall Racing Team | | | | | | Vanwall Vandervell 680 | | | | | | HYPERCAR | | | | | | |
| | 1. Esteban GUERRIERI | | | 3. Joao Paulo DE OLIVEIRA | | | | | | | | | | | | | | | |
| | 2. Tristan VAUTIER | | | | | | | | | | | | | | | | | | |



FIA WEC 6 Hours of Fuji Free Practice 1 Sector Analysis

Lap under Red Flag Invalidated Lap Personal Best Session Best Crossing the pit lane

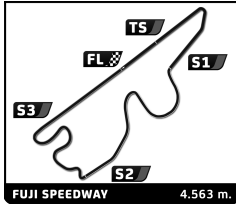
| Lap | D | Time | Sector 1 | Sector 2 | Sector 3 | T. Spd | Elapsed | Lap | D | Time | Sector 1 | Sector 2 | Sector 3 | T. Spd | Elapsed |
|---|---|---------------------|---------------|-------------------|---------------|--------|-------------|--|----------|---------------------|---------------|-------------------|---------------|-----------|-------------|
| 17 | 3 | 1:42.342 | 24.896 | 32.438 | 45.008 | 259.6 | 38:49.961 | 27 | 1 | 1:44.328 | 26.639 | 32.483 | 45.206 | 300.8 | 1:12:48.337 |
| 18 | 3 | 1:42.462 | 24.913 | 32.229 | 45.320 | 264.1 | 40:32.423 | 28 | 1 | 1:48.757 B | 24.638 | 32.031 | 52.088 | 282.0 | 1:14:37.094 |
| 19 | 3 | 1:50.082 B | 24.966 | 32.201 | 52.915 | 249.4 | 42:22.505 | 29 | 3 | 4:35.653 | 3:18.873 | 32.916 | 43.864 | 153.0 | 1:19:12.747 |
| 20 | 3 | 2:21.235 B | 56.451 | 32.399 | 52.385 | 105.9 | 44:43.740 | 30 | 3 | 1:40.139 | 25.059 | 31.463 | 43.617 | 229.8 | 1:20:52.886 |
| 21 | 3 | 4:04.144 | 2:44.382 | 34.093 | 45.669 | 149.4 | 48:47.884 | 31 | 3 | 1:39.826 | 24.554 | 31.395 | 43.877 | 255.3 | 1:22:32.712 |
| 22 | 3 | 1:40.252 | 24.704 | 31.285 | 44.263 | 266.0 | 50:28.136 | 32 | 3 | 1:39.534 | 24.194 | 31.253 | 44.087 | 278.4 | 1:24:12.246 |
| 23 | 3 | 1:43.210 | 25.892 | 32.670 | 44.648 | 238.9 | 52:11.346 | 33 | 3 | 1:40.287 | 24.455 | 31.636 | 44.196 | 264.1 | 1:25:52.533 |
| 24 | 3 | 1:47.522 B | 24.468 | 31.415 | 51.639 | 266.7 | 53:58.868 | 34 | 3 | 1:40.115 | 23.955 | 31.958 | 44.202 | 273.4 | 1:27:32.648 |
| 25 | 3 | 3:21.058 | 2:06.729 | 30.727 | 43.602 | 154.9 | 57:19.926 | 35 | 3 | 1:39.106 | 23.851 | 31.416 | 43.839 | 276.2 | 1:29:11.754 |
| 26 | 3 | 1:39.805 | 24.125 | 31.750 | 43.930 | 276.2 | 58:59.731 | 36 | 3 | 1:38.729 | 23.963 | 30.983 | 43.783 | 275.5 | 1:30:50.483 |
| 27 | 3 | 2:14.290 B | 23.871 | 30.646 | 1:19.773 | 282.7 | 1:01:14.021 | 7 Toyota Gazoo Racing 1. Mike CONWAY 2. Kamui KOBAYASHI 3. Jose Maria LOPEZ Toyota GR010 HYBRID HYPERCAR H | | | | | | | |
| 28 | 2 | 4:33.908 | 2:08.530 | 1:07.944 | 1:17.434 | 80.2 | 1:05:47.929 | 1 | 3 | 2:00.199 | 34.106 | 39.065 | 47.028 | 114.2 | 2:00.199 |
| 29 | 2 | 1:55.607 | 38.785 | 32.775 | 44.047 | 191.8 | 1:07:43.536 | 2 | 3 | 1:44.980 | 25.406 | 34.551 | 45.023 | 228.3 | 3:45.179 |
| 30 | 2 | 1:40.539 | 25.029 | 32.020 | 43.490 | 235.3 | 1:09:24.075 | 3 | 3 | 1:45.559 | 26.634 | 34.127 | 44.798 | 201.1 | 5:30.738 |
| 31 | 2 | 1:40.386 | 24.561 | 31.826 | 43.999 | 265.4 | 1:11:04.461 | 4 | 3 | 1:44.978 | 25.385 | 32.929 | 46.664 | 235.3 | 7:15.716 |
| 32 | 2 | 1:42.476 | 24.742 | 32.940 | 44.794 | 252.9 | 1:12:46.937 | 5 | 3 | 1:45.186 | 24.364 | 33.980 | 46.842 | 255.3 | 9:00.902 |
| 33 | 2 | 1:40.914 | 24.937 | 32.080 | 43.897 | 251.2 | 1:14:27.851 | 6 | 3 | 1:43.663 | 25.571 | 33.142 | 44.950 | 220.4 | 10:44.565 |
| 34 | 2 | 1:40.771 | 24.930 | 31.739 | 44.102 | 260.2 | 1:16:08.622 | 7 | 3 | 1:42.336 | 24.724 | 33.202 | 44.410 | 232.3 | 12:26.901 |
| 35 | 2 | 1:41.126 | 24.879 | 31.833 | 44.414 | 254.7 | 1:17:49.748 | 8 | 3 | 1:43.681 | 24.727 | 32.811 | 46.143 | 252.9 | 14:10.582 |
| 36 | 2 | 1:39.969 | 24.507 | 31.516 | 43.946 | 270.7 | 1:19:29.717 | 9 | 3 | 1:41.563 | 24.424 | 32.852 | 44.287 | 257.1 | 15:52.145 |
| 37 | 2 | 1:39.535 | 24.543 | 31.201 | 43.791 | 269.3 | 1:21:09.252 | 10 | 3 | 1:41.104 | 24.435 | 32.273 | 44.396 | 259.0 | 17:33.249 |
| 38 | 2 | 1:41.314 | 24.535 | 32.498 | 44.281 | 274.1 | 1:22:50.566 | 11 | 3 | 1:41.241 | 24.927 | 31.925 | 44.389 | 251.7 | 19:14.490 |
| 39 | 2 | 1:38.876 | 24.212 | 31.143 | 43.521 | 276.9 | 1:24:29.442 | 12 | 3 | 1:41.077 | 24.621 | 31.969 | 44.487 | 257.1 | 20:55.567 |
| 40 | 2 | 1:47.511 B | 24.196 | 32.244 | 51.071 | 276.9 | 1:26:16.953 | 13 | 3 | 1:41.073 | 24.169 | 32.293 | 44.611 | 270.7 | 22:36.640 |
| 6 Porsche Penske Motorsport 1. Kevin ESTRE 2. André LOTTERER 3. Laurens VANTHOOR Porsche 963 HYPERCAR H | | | | | | | 14 | 3 | 1:41.604 | 24.547 | 32.027 | 45.030 | 264.1 | 24:18.244 | |
| 1 | 2 | 2:06.757 | 37.617 | 40.658 | 48.482 | 107.6 | 2:06.757 | 15 | 3 | 1:44.925 | 25.173 | 34.653 | 45.099 | 251.2 | 26:03.169 |
| 2 | 2 | 1:49.224 | 27.567 | 36.145 | 45.512 | 189.8 | 3:55.981 | 16 | 3 | 1:50.351 B | 25.255 | 31.923 | 53.173 | 237.9 | 27:53.520 |
| 3 | 2 | 1:44.104 | 25.582 | 33.998 | 44.524 | 220.0 | 5:40.085 | 17 | 2 | 4:13.666 | 2:52.557 | 35.363 | 45.746 | 134.2 | 32:07.186 |
| 4 | 2 | 1:44.528 | 25.285 | 34.123 | 45.120 | 226.9 | 7:24.613 | 18 | 2 | 1:43.353 | 25.764 | 32.854 | 44.735 | 216.0 | 33:50.539 |
| 5 | 2 | 1:42.815 | 25.042 | 33.094 | 44.679 | 227.8 | 9:07.428 | 19 | 2 | 1:44.778 | 25.479 | 33.641 | 45.658 | 225.5 | 35:35.317 |
| 6 | 2 | 1:42.855 | 24.967 | 32.483 | 45.405 | 232.3 | 10:50.283 | 20 | 2 | 1:42.490 | 24.952 | 32.605 | 44.933 | 252.3 | 37:17.807 |
| 7 | 2 | 1:42.280 | 25.034 | 32.678 | 44.568 | 230.8 | 12:32.563 | 21 | 2 | 1:44.301 | 25.157 | 34.127 | 45.017 | 258.4 | 39:02.108 |
| 8 | 2 | 1:44.360 | 25.042 | 33.476 | 45.842 | 233.8 | 14:16.923 | 22 | 2 | 1:42.543 | 25.119 | 32.451 | 44.973 | 285.7 | 40:44.651 |
| 9 | 2 | 1:42.300 | 24.891 | 32.788 | 44.621 | 236.3 | 15:59.223 | 23 | 2 | 1:43.378 | 24.829 | 33.378 | 45.171 | 252.9 | 42:28.029 |
| 10 | 2 | 1:52.710 | 26.093 | 39.818 | 46.799 | 245.5 | 17:51.933 | 24 | 2 | 1:43.607 | 25.076 | 33.158 | 45.373 | 261.5 | 44:11.636 |
| 11 | 2 | 1:42.354 | 24.832 | 32.644 | 44.878 | 246.6 | 19:34.287 | 25 | 2 | 1:44.823 | 26.066 | 33.163 | 45.594 | 226.9 | 45:56.459 |
| 12 | 2 | 1:42.843 | 24.850 | 33.185 | 44.808 | 261.5 | 21:17.130 | 26 | 2 | 1:42.765 | 25.381 | 32.088 | 45.296 | 272.7 | 47:39.224 |
| 13 | 2 | 1:50.529 B | 24.914 | 33.337 | 52.278 | 243.2 | 23:07.659 | 27 | 2 | 1:41.837 | 24.927 | 31.812 | 45.098 | 272.7 | 49:21.061 |
| 14 | 2 | 21:02.096 | ... | 34.682 | 44.955 | 142.5 | 44:09.755 | 28 | 2 | 1:41.829 | 24.819 | 31.732 | 45.278 | 270.0 | 51:02.890 |
| 15 | 2 | 1:42.421 | 25.308 | 32.315 | 44.798 | 228.8 | 45:52.176 | 29 | 2 | 1:42.301 | 24.812 | 32.324 | 45.165 | 272.7 | 52:45.191 |
| 16 | 2 | 1:42.389 | 25.154 | 32.298 | 44.937 | 232.3 | 47:34.565 | 30 | 2 | 1:48.111 B | 24.844 | 32.283 | 50.984 | 263.4 | 54:33.302 |
| 17 | 2 | 1:43.150 | 24.972 | 32.007 | 46.171 | 251.2 | 49:17.715 | 31 | 1 | 6:21.041 | 4:37.323 | 32.015 | 1:11.703 | 150.8 | 1:00:54.343 |
| 18 | 2 | 1:42.170 | 24.803 | 32.301 | 45.066 | 251.2 | 50:59.885 | 32 | 1 | 3:25.182 | 59.020 | 1:07.996 | 1:18.166 | 79.8 | 1:04:19.525 |
| 19 | 2 | 1:49.418 B | 24.852 | 32.569 | 51.997 | 254.1 | 52:49.303 | 33 | 1 | 2:37.112 | 59.653 | 53.929 | 43.530 | 79.9 | 1:06:56.637 |
| 20 | 1 | 4:52.550 | 3:34.876 | 32.978 | 44.696 | 126.9 | 57:41.853 | 34 | 1 | 1:40.482 | 24.812 | 31.849 | 43.821 | 247.7 | 1:08:37.119 |
| 21 | 1 | 1:40.035 | 24.288 | 31.770 | 43.977 | 291.1 | 59:21.888 | 35 | 1 | 1:41.091 | 24.733 | 32.043 | 44.315 | 255.9 | 1:10:18.210 |
| 22 | 1 | 2:37.304 B | 24.913 | 53.256 | 1:19.135 | 276.9 | 1:01:59.192 | 36 | 1 | 1:41.471 | 24.665 | 32.234 | 44.572 | 267.3 | 1:11:59.681 |
| 23 | 1 | 3:50.615 | 1:26.889 | 1:06.859 | 1:16.867 | 79.9 | 1:05:49.807 | 37 | 1 | 1:50.676 | 32.384 | 33.240 | 45.052 | 264.1 | 1:13:50.357 |
| 24 | 1 | 1:52.008 | 36.284 | 31.922 | 43.802 | 216.4 | 1:07:41.815 | 38 | 1 | 1:41.521 | 24.852 | 32.064 | 44.605 | 272.7 | 1:15:31.878 |
| 25 | 1 | 1:40.976 | 24.117 | 32.499 | 44.360 | 291.1 | 1:09:22.791 | 39 | 1 | 1:40.985 | 24.537 | 31.898 | 44.550 | 268.0 | 1:17:12.863 |
| 26 | 1 | 1:41.218 | 24.671 | 31.337 | 45.210 | 288.0 | 1:11:04.009 | 40 | 1 | 1:40.832 | 24.665 | 31.706 | 44.461 | 257.1 | 1:18:53.695 |



FIA WEC 6 Hours of Fuji Free Practice 1

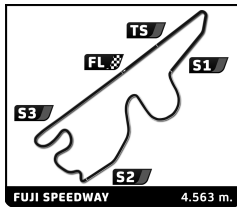
Sector Analysis

| Lap under Red Flag | | | | | | | | Invalidated Lap | | Personal Best | | Session Best | | B Crossing the pit lane | |
|--|---|-------------------|---------------|---------------|---------------|--------|-------------|---|---|-------------------|---------------|--------------|----------|-------------------------|-------------|
| Lap | D | Time | Sector 1 | Sector 2 | Sector 3 | T. Spd | Elapsed | Lap | D | Time | Sector 1 | Sector 2 | Sector 3 | T. Spd | Elapsed |
| 41 | 1 | 1:41.084 | 24.715 | 31.927 | 44.442 | 253.5 | 1:20:34.779 | 44 | 2 | 1:49.156 | 24.312 | 33.180 | 51.664 | 285.0 | 1:29:02.746 |
| 42 | 1 | 1:40.848 | 24.472 | 31.923 | 44.453 | 268.7 | 1:22:15.627 | 45 | 2 | 1:39.291 | 23.780 | 31.370 | 44.141 | 279.1 | 1:30:42.037 |
| 43 | 1 | 1:40.929 | 24.813 | 31.636 | 44.480 | 253.5 | 1:23:56.556 | 9 Prema Racing Orega 07 - Gibson 1. Filip UGRAN 2. Bent VISCAAL 3. Juan Manuel CORREA LMP2 | | | | | | | |
| 44 | 1 | 1:41.410 | 24.737 | 31.837 | 44.836 | 263.4 | 1:25:37.966 | | | | | | | | |
| 45 | 1 | 1:39.251 | 24.199 | 31.108 | 43.944 | 268.0 | 1:27:17.217 | 1 | 2 | 2:48.273 B | 1:03.094 | 41.673 | 1:03.506 | 125.6 | 2:48.273 |
| 46 | 1 | 1:39.701 | 24.070 | 31.176 | 44.455 | 259.0 | 1:28:56.918 | 2 | 2 | 4:00.205 | 2:27.899 | 38.915 | 53.391 | 131.4 | 6:48.478 |
| 47 | 1 | 1:39.377 | 23.934 | 31.565 | 43.878 | 269.3 | 1:30:36.295 | 3 | 2 | 1:55.861 | 27.276 | 40.649 | 47.936 | 213.9 | 8:44.339 |
| 8 Toyota Gazoo Racing Toyota GR010 HYBRID 1. Sébastien BUEMI 2. Brendon HARTLEY 3. Ryo HIRAKAWA HYPERCAR H | | | | | | | | 10 Vector Sport Orega 07 - Gibson 1. Ryan CULLEN 2. Matthias KAISER 3. Gabriel AUBRY LMP2 | | | | | | | |
| 1 | 1 | 1:55.316 | 31.453 | 38.179 | 45.684 | 118.3 | 1:55.316 | | | | | | | | |
| 2 | 1 | 1:46.206 | 26.385 | 34.825 | 44.996 | 200.0 | 3:41.522 | 2 | 3 | 1:53.292 | 27.782 | 38.317 | 47.193 | 187.5 | 4:06.427 |
| 3 | 1 | 1:45.134 | 27.239 | 33.822 | 44.073 | 225.5 | 5:26.656 | 3 | 3 | 1:49.455 | 27.219 | 35.181 | 47.055 | 212.6 | 5:55.882 |
| 4 | 1 | 1:42.431 | 25.375 | 33.054 | 44.002 | 236.3 | 7:09.087 | 4 | 3 | 1:47.722 | 26.637 | 34.336 | 46.749 | 241.1 | 7:43.604 |
| 5 | 1 | 1:44.487 | 25.141 | 34.352 | 44.994 | 237.4 | 8:53.574 | 5 | 3 | 1:47.459 | 26.854 | 34.184 | 46.421 | 229.8 | 9:31.063 |
| 6 | 1 | 1:45.138 | 24.945 | 34.645 | 45.548 | 235.3 | 10:38.712 | 6 | 3 | 1:47.663 | 26.429 | 33.861 | 47.373 | 241.1 | 11:18.726 |
| 7 | 1 | 1:43.502 | 24.831 | 33.667 | 45.004 | 247.7 | 12:22.214 | | | | | | | | |
| 8 | 1 | 1:42.028 | 25.000 | 32.991 | 44.037 | 241.6 | 14:04.242 | | | | | | | | |
| 9 | 1 | 1:41.312 | 24.817 | 32.212 | 44.283 | 250.0 | 15:45.554 | | | | | | | | |
| 10 | 1 | 1:51.455 B | 25.017 | 33.199 | 53.239 | 239.5 | 17:37.009 | | | | | | | | |
| 11 | 1 | 2:56.761 | 1:35.293 | 34.711 | 46.757 | 141.0 | 20:33.770 | | | | | | | | |
| 12 | 1 | 1:45.922 | 25.124 | 33.268 | 47.530 | 246.6 | 22:19.692 | | | | | | | | |
| 13 | 1 | 1:42.711 | 25.073 | 33.269 | 44.369 | 244.3 | 24:02.403 | | | | | | | | |
| 14 | 1 | 1:42.004 | 24.858 | 32.883 | 44.263 | 246.6 | 25:44.407 | | | | | | | | |
| 15 | 1 | 1:41.555 | 24.941 | 32.339 | 44.275 | 250.6 | 27:25.962 | | | | | | | | |
| 16 | 1 | 1:41.667 | 24.732 | 32.328 | 44.607 | 256.5 | 29:07.629 | | | | | | | | |
| 17 | 1 | 1:55.887 | 27.087 | 39.528 | 49.272 | 238.9 | 31:03.516 | | | | | | | | |
| 18 | 1 | 1:41.660 | 24.770 | 32.232 | 44.658 | 255.3 | 32:45.176 | | | | | | | | |
| 19 | 1 | 1:49.381 B | 24.671 | 32.623 | 52.087 | 267.3 | 34:34.557 | | | | | | | | |
| 20 | 3 | 3:28.541 | 2:11.306 | 33.140 | 44.095 | 149.8 | 38:03.098 | | | | | | | | |
| 21 | 3 | 1:41.611 | 24.709 | 32.156 | 44.746 | 260.9 | 39:44.709 | | | | | | | | |
| 22 | 3 | 1:42.061 | 24.947 | 32.312 | 44.802 | 255.9 | 41:26.770 | | | | | | | | |
| 23 | 3 | 1:42.288 | 25.368 | 32.152 | 44.768 | 248.3 | 43:09.058 | | | | | | | | |
| 24 | 3 | 1:41.647 | 24.938 | 31.567 | 45.142 | 268.0 | 44:50.705 | | | | | | | | |
| 25 | 3 | 1:41.485 | 24.674 | 32.057 | 44.754 | 270.0 | 46:32.190 | | | | | | | | |
| 26 | 3 | 1:42.307 | 25.546 | 31.887 | 44.874 | 277.6 | 48:14.497 | | | | | | | | |
| 27 | 3 | 1:47.696 B | 24.619 | 32.370 | 50.707 | 279.1 | 50:02.193 | | | | | | | | |
| 28 | 3 | 7:22.286 | 5:58.228 | 33.654 | 50.404 | 153.6 | 57:24.479 | | | | | | | | |
| 29 | 3 | 1:39.360 | 24.138 | 31.014 | 44.208 | 279.1 | 59:03.839 | | | | | | | | |
| 30 | 3 | 2:13.539 | 24.196 | 31.284 | 1:18.059 | 280.5 | 1:01:17.378 | | | | | | | | |
| 31 | 3 | 3:25.229 | 58.851 | 1:07.033 | 1:19.345 | 79.9 | 1:04:42.607 | | | | | | | | |
| 32 | 3 | 2:31.477 | 58.700 | 43.969 | 48.808 | 79.7 | 1:07:14.084 | | | | | | | | |
| 33 | 3 | 1:45.058 B | 24.122 | 31.870 | 49.066 | 276.2 | 1:08:59.142 | | | | | | | | |
| 34 | 2 | 2:57.522 | 1:38.085 | 34.079 | 45.358 | 145.2 | 1:11:56.664 | | | | | | | | |
| 35 | 2 | 1:41.608 | 24.949 | 32.145 | 44.514 | 236.3 | 1:13:38.272 | | | | | | | | |
| 36 | 2 | 1:41.667 | 24.598 | 32.064 | 45.005 | 260.9 | 1:15:19.939 | | | | | | | | |
| 37 | 2 | 1:42.977 | 24.799 | 32.857 | 45.321 | 254.7 | 1:17:02.916 | | | | | | | | |
| 38 | 2 | 1:42.326 | 24.605 | 32.434 | 45.287 | 268.0 | 1:18:45.242 | | | | | | | | |
| 39 | 2 | 1:41.250 | 24.566 | 31.858 | 44.826 | 261.5 | 1:20:26.492 | | | | | | | | |
| 40 | 2 | 1:41.681 | 24.597 | 31.960 | 45.124 | 269.3 | 1:22:08.173 | | | | | | | | |
| 41 | 2 | 1:42.268 | 24.406 | 31.903 | 45.959 | 268.7 | 1:23:50.441 | | | | | | | | |
| 42 | 2 | 1:43.346 | 24.218 | 34.294 | 44.834 | 264.7 | 1:25:33.787 | | | | | | | | |
| 43 | 2 | 1:39.803 | 24.147 | 31.491 | 44.165 | 269.3 | 1:27:13.590 | | | | | | | | |



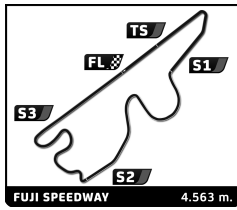
FIA WEC 6 Hours of Fuji Free Practice 1 Sector Analysis

| | | Lap under Red Flag | | Invalidated Lap | | Personal Best | | Session Best | | B Crossing the pit lane | | | | | |
|--------------------|---|---------------------|---------------|-----------------|---------------|---------------|-------------|--|---|-------------------------|---------------|-------------------|----------|--------|-------------|
| Lap | D | Time | Sector 1 | Sector 2 | Sector 3 | T. Spd | Elapsed | Lap | D | Time | Sector 1 | Sector 2 | Sector 3 | T. Spd | Elapsed |
| 7 | 3 | 2:05.382 B | 27.504 | 36.208 | 1:01.670 | 192.5 | 13:24.108 | 22 | 2 | 1:50.084 | 27.102 | 34.911 | 48.071 | 242.2 | 52:39.673 |
| 8 | 1 | 10:48.597 | 9:23.037 | 37.149 | 48.411 | 123.4 | 24:12.705 | 23 | 2 | 1:49.466 | 26.515 | 35.221 | 47.730 | 260.2 | 54:29.139 |
| 9 | 1 | 1:52.872 | 28.021 | 36.791 | 48.060 | 202.2 | 26:05.577 | 24 | 2 | 1:49.981 | 27.503 | 34.704 | 47.774 | 247.1 | 56:19.120 |
| 10 | 1 | 2:01.585 | 26.634 | 47.669 | 47.282 | 234.3 | 28:07.162 | 25 | 2 | 1:56.319 B | 27.015 | 35.141 | 54.163 | 257.8 | 58:15.439 |
| 11 | 1 | 1:49.045 | 26.799 | 34.827 | 47.419 | 242.2 | 29:56.207 | 26 | 1 | 5:34.008 | 3:05.330 | 1:09.034 | 1:19.644 | 78.7 | 1:03:49.447 |
| 12 | 1 | 1:48.856 | 26.953 | 34.670 | 47.233 | 228.3 | 31:45.063 | 27 | 1 | 2:59.761 | 59.601 | 1:08.126 | 52.034 | 79.8 | 1:06:49.208 |
| 13 | 1 | 1:48.385 | 26.701 | 34.538 | 47.146 | 243.2 | 33:33.448 | 28 | 1 | 1:54.293 | 28.032 | 36.878 | 49.383 | 248.8 | 1:08:43.501 |
| 14 | 1 | 1:52.757 | 30.568 | 34.977 | 47.212 | 250.6 | 35:26.205 | 29 | 1 | 1:56.386 | 30.799 | 36.215 | 49.372 | 249.4 | 1:10:39.887 |
| 15 | 1 | 1:49.260 | 26.712 | 35.094 | 47.454 | 230.3 | 37:15.465 | 30 | 1 | 1:56.683 | 27.880 | 37.498 | 51.305 | 220.9 | 1:12:36.570 |
| 16 | 1 | 2:01.479 B | 26.945 | 35.991 | 58.543 | 229.3 | 39:16.944 | 31 | 1 | 1:51.922 | 27.610 | 36.069 | 48.243 | 234.3 | 1:14:28.492 |
| 17 | 2 | 4:01.562 | 2:34.884 | 37.347 | 49.331 | 143.2 | 43:18.506 | 32 | 1 | 1:51.672 | 27.968 | 35.862 | 47.842 | 205.7 | 1:16:20.164 |
| 18 | 2 | 1:52.162 | 27.293 | 35.440 | 49.429 | 231.3 | 45:10.668 | 33 | 1 | 1:50.974 | 27.582 | 35.806 | 47.586 | 228.3 | 1:18:11.138 |
| 19 | 2 | 1:50.043 | 27.162 | 35.139 | 47.742 | 219.5 | 47:00.711 | 34 | 1 | 1:50.829 | 27.515 | 35.685 | 47.629 | 223.6 | 1:20:01.967 |
| 20 | 2 | 1:48.121 | 26.661 | 34.049 | 47.411 | 235.3 | 48:48.832 | 35 | 1 | 1:51.989 | 27.180 | 36.056 | 48.753 | 246.6 | 1:21:53.956 |
| 21 | 2 | 1:47.908 | 26.857 | 34.138 | 46.913 | 212.6 | 50:36.740 | 36 | 1 | 1:54.713 | 28.225 | 36.973 | 49.515 | 238.9 | 1:23:48.669 |
| 22 | 2 | 1:47.225 | 26.363 | 33.741 | 47.121 | 241.1 | 52:23.965 | 37 | 1 | 1:52.644 | 27.642 | 35.737 | 49.265 | 244.9 | 1:25:41.313 |
| 23 | 2 | 1:46.966 | 26.059 | 34.004 | 46.903 | 254.1 | 54:10.931 | 38 | 1 | 1:50.481 | 27.006 | 35.547 | 47.928 | 250.6 | 1:27:31.794 |
| 24 | 2 | 1:45.731 | 25.903 | 33.388 | 46.440 | 251.2 | 55:56.662 | 39 | 1 | 1:54.607 | 30.505 | 36.550 | 47.552 | 253.5 | 1:29:26.401 |
| 25 | 2 | 2:00.044 B | 26.908 | 35.864 | 57.272 | 237.4 | 57:56.706 | 40 | 1 | 1:51.924 | 27.046 | 36.030 | 48.848 | 234.8 | 1:31:18.325 |
| 26 | 3 | 17:41.596 | ... | 34.718 | 46.682 | 134.2 | 1:15:38.302 | 22 United Autosports Oreca 07 - Gibson LMP2 | | | | | | | |
| 27 | 3 | 1:44.715 | 26.279 | 32.847 | 45.589 | 232.3 | 1:17:23.017 | 1. Frederick LUBIN | | | | | | | |
| 28 | 3 | 1:44.026 | 25.943 | 32.681 | 45.402 | 262.1 | 1:19:07.043 | 2. Philip HANSON | | | | | | | |
| 29 | 3 | 1:43.625 | 25.824 | 32.116 | 45.685 | 253.5 | 1:20:50.668 | 1 | 2 | 8:09.282 B | 6:32.345 | 38.680 | 58.257 | 122.7 | 8:09.282 |
| 30 | 3 | 1:43.191 | 25.565 | 32.154 | 45.472 | 268.7 | 1:22:33.859 | 2 | 2 | 5:06.687 | 3:40.595 | 37.252 | 48.840 | 133.5 | 13:15.969 |
| 31 | 3 | 1:44.810 | 25.591 | 33.084 | 46.135 | 264.1 | 1:24:18.669 | 3 | 2 | 1:51.697 | 26.985 | 36.853 | 47.859 | 227.8 | 15:07.666 |
| 32 | 3 | 1:43.332 | 25.507 | 32.448 | 45.377 | 266.7 | 1:26:02.001 | 4 | 2 | 1:50.761 | 27.135 | 36.190 | 47.436 | 226.4 | 16:58.427 |
| 33 | 3 | 1:42.984 | 25.091 | 32.301 | 45.592 | 274.1 | 1:27:44.985 | 5 | 2 | 1:49.386 | 26.936 | 35.023 | 47.427 | 234.8 | 18:47.813 |
| 34 | 3 | 1:49.771 | 25.573 | 32.898 | 51.300 | 259.0 | 1:29:34.756 | 6 | 2 | 1:47.879 | 26.498 | 34.614 | 46.767 | 248.8 | 20:35.692 |
| 35 | 3 | 1:44.075 | 25.485 | 32.923 | 45.667 | 282.0 | 1:31:18.831 | 7 | 2 | 1:47.800 | 26.264 | 34.485 | 47.051 | 240.5 | 22:23.492 |
| 21 AF Corse | | Ferrari 488 GTE Evo | | | | | | | | | | | | | |
| 1. Hiroshi KOIZUMI | | 3. Kei COZZOLINO | | | | | | | | | | | | | |
| 2. Simon MANN | | LMGTE Am | | | | | | | | | | | | | |
| 1 | 3 | 2:39.733 | 1:10.323 | 39.703 | 49.707 | 122.0 | 2:39.733 | 8 | 2 | 1:49.602 | 27.057 | 34.976 | 47.569 | 227.4 | 24:13.094 |
| 2 | 3 | 1:52.037 | 27.819 | 35.725 | 48.493 | 209.7 | 4:31.770 | 9 | 2 | 1:48.089 | 27.330 | 34.224 | 46.535 | 201.9 | 26:01.183 |
| 3 | 3 | 1:52.697 | 27.507 | 36.348 | 48.842 | 220.0 | 6:24.467 | 10 | 2 | 1:51.885 | 27.495 | 36.046 | 48.344 | 262.1 | 27:53.068 |
| 4 | 3 | 1:59.863 B | 28.481 | 35.601 | 55.781 | 243.8 | 8:24.330 | 11 | 2 | 1:47.322 | 26.469 | 34.305 | 46.548 | 248.3 | 29:40.390 |
| 5 | 3 | 4:51.465 | 3:28.143 | 35.308 | 48.014 | 133.8 | 13:15.795 | 12 | 2 | 1:47.176 | 26.150 | 34.662 | 46.364 | 254.1 | 31:27.566 |
| 6 | 3 | 1:50.205 | 27.472 | 34.785 | 47.948 | 223.1 | 15:06.000 | 13 | 2 | 1:55.981 B | 26.232 | 33.367 | 56.382 | 244.9 | 33:23.547 |
| 7 | 3 | 1:50.523 | 27.051 | 35.074 | 48.398 | 243.2 | 16:56.523 | 14 | 1 | 5:53.669 | 4:28.002 | 37.599 | 48.068 | 127.4 | 39:17.216 |
| 8 | 3 | 1:57.779 B | 27.104 | 35.085 | 55.590 | 251.7 | 18:54.302 | 15 | 1 | 1:50.251 | 28.165 | 35.042 | 47.044 | 203.8 | 41:07.467 |
| 9 | 3 | 4:40.601 | 3:17.855 | 34.390 | 48.356 | 132.8 | 23:34.903 | 16 | 1 | 1:48.946 | 26.937 | 34.846 | 47.163 | 225.9 | 42:56.413 |
| 10 | 3 | 1:52.017 | 27.842 | 35.909 | 48.266 | 259.0 | 25:26.920 | 17 | 1 | 2:10.201 | 27.210 | 35.594 | 1:07.397 | 234.3 | 45:06.614 |
| 11 | 3 | 1:57.392 B | 28.032 | 35.286 | 54.074 | 234.3 | 27:24.312 | 18 | 1 | 1:47.029 | 26.695 | 33.553 | 46.781 | 225.5 | 46:53.643 |
| 12 | 3 | 4:34.995 | 3:11.348 | 36.323 | 47.324 | 119.2 | 31:59.307 | 19 | 1 | 1:47.184 | 27.118 | 33.938 | 46.128 | 214.3 | 48:40.827 |
| 13 | 3 | 1:48.414 | 27.064 | 34.306 | 47.044 | 249.4 | 33:47.721 | 20 | 1 | 1:46.329 | 26.321 | 33.752 | 46.256 | 250.0 | 50:27.156 |
| 14 | 3 | 1:49.839 | 27.147 | 35.365 | 47.327 | 242.2 | 35:37.560 | 21 | 1 | 1:48.154 | 27.451 | 34.325 | 46.378 | 238.9 | 52:15.310 |
| 15 | 3 | 1:54.912 B | 26.960 | 34.315 | 53.637 | 252.9 | 37:32.472 | 22 | 1 | 1:44.874 | 26.083 | 32.787 | 46.004 | 255.3 | 54:00.184 |
| 16 | 2 | 4:00.717 | 2:33.584 | 37.010 | 50.123 | 134.5 | 41:33.189 | 23 | 1 | 1:44.759 | 25.515 | 32.846 | 46.398 | 284.2 | 55:44.943 |
| 17 | 2 | 1:52.787 | 27.824 | 35.733 | 49.230 | 219.5 | 43:25.976 | 24 | 1 | 1:44.553 | 25.631 | 32.726 | 46.196 | 279.8 | 57:29.496 |
| 18 | 2 | 1:51.606 | 27.659 | 35.736 | 48.211 | 247.1 | 45:17.582 | 25 | 1 | 1:59.140 B | 27.924 | 33.668 | 57.548 | 283.5 | 59:28.636 |
| 19 | 2 | 1:50.925 | 27.063 | 35.521 | 48.341 | 242.2 | 47:08.507 | 26 | 3 | 6:17.531 | 3:49.171 | 1:08.383 | 1:19.977 | 79.4 | 1:05:46.167 |
| 20 | 2 | 1:49.991 | 27.293 | 34.948 | 47.750 | 237.9 | 48:58.498 | 27 | 3 | 2:00.536 | 39.575 | 34.139 | 46.822 | 191.2 | 1:07:46.703 |
| 21 | 2 | 1:51.091 | 28.009 | 34.992 | 48.090 | 259.6 | 50:49.589 | 28 | 3 | 1:46.324 | 26.422 | 33.898 | 46.004 | 225.5 | 1:09:33.027 |
| | | | | | | | | 29 | 3 | 1:47.456 | 26.348 | 34.889 | 46.219 | 257.8 | 1:11:20.483 |
| | | | | | | | | 30 | 3 | 1:46.655 | 25.980 | 34.062 | 46.613 | 260.2 | 1:13:07.138 |
| | | | | | | | | 31 | 3 | 1:45.627 | 26.169 | 33.059 | 46.399 | 264.7 | 1:14:52.765 |



FIA WEC 6 Hours of Fuji Free Practice 1 Sector Analysis

| Lap under Red Flag | | | | | | | | | | | | Invalidated Lap | | Personal Best | | Session Best | | B Crossing the pit lane | |
|---|---|---------------------|-----------------|---------------|-------------------|--------|-------------|---|---|-----------------|-----------------|-----------------|---------------|---------------|-------------|--------------|--|-------------------------|--|
| Lap | D | Time | Sector 1 | Sector 2 | Sector 3 | T. Spd | Elapsed | Lap | D | Time | Sector 1 | Sector 2 | Sector 3 | T. Spd | Elapsed | | | | |
| 23 United Autosports 1. Joshua PIERSON 2. Ben HANLEY | | | | | | | | Oreca 07 - Gibson LMP2 3. Oliver JARVIS | | | | | | | | | | | |
| 32 | 3 | 1:44.754 | 25.729 | 33.094 | 45.931 | 276.9 | 1:16:37.519 | 4 | 1 | 1:53.884 | 29.018 | 36.023 | 48.843 | 202.2 | 33:38.458 | | | | |
| 33 | 3 | 1:57.559 | 26.055 | 34.619 | 56.885 | 266.7 | 1:18:35.078 | 5 | 1 | 2:03.033 | 34.716 | 38.616 | 49.701 | 212.6 | 35:41.491 | | | | |
| 34 | 3 | 1:45.144 | 25.741 | 32.704 | 46.699 | 264.1 | 1:20:20.222 | 6 | 1 | 1:53.388 | 27.919 | 36.183 | 49.286 | 226.4 | 37:34.879 | | | | |
| 35 | 3 | 1:45.021 | 25.598 | 32.684 | 46.739 | 275.5 | 1:22:05.243 | 7 | 1 | 2:00.355 | 34.079 | 36.645 | 49.631 | 224.5 | 39:35.234 | | | | |
| 36 | 3 | 1:53.371 | B 26.047 | 32.542 | 54.782 | 262.8 | 1:23:58.614 | 8 | 1 | 1:55.506 | 28.587 | 36.761 | 50.158 | 199.3 | 41:30.740 | | | | |
| 37 | 3 | 4:28.316 | 3:07.647 | 33.311 | 47.358 | 145.6 | 1:28:26.930 | 9 | 1 | 2:10.601 | B 28.944 | 37.550 | 1:04.107 | 212.6 | 43:41.341 | | | | |
| 38 | 3 | 1:43.230 | 25.404 | 32.023 | 45.803 | 272.0 | 1:30:10.160 | 10 | 2 | 4:33.309 | 3:04.908 | 37.765 | 50.636 | 132.5 | 48:14.650 | | | | |
| 1 | 3 | 2:48.382 | 1:18.792 | 40.507 | 49.083 | 115.3 | 2:48.382 | 11 | 2 | 1:56.012 | 27.466 | 37.702 | 50.844 | 239.5 | 50:10.662 | | | | |
| 2 | 3 | 1:52.755 | 29.169 | 36.043 | 47.543 | 211.8 | 4:41.137 | 12 | 2 | 1:55.885 | 27.758 | 36.207 | 51.920 | 237.9 | 52:06.547 | | | | |
| 3 | 3 | 1:51.337 | 27.369 | 36.336 | 47.632 | 201.9 | 6:32.474 | 13 | 2 | 1:53.957 | 27.809 | 36.211 | 49.937 | 237.4 | 54:00.504 | | | | |
| 4 | 3 | 1:57.186 | 27.914 | 38.954 | 50.318 | 206.5 | 8:29.660 | 14 | 2 | 1:54.875 | 27.499 | 36.884 | 50.492 | 242.2 | 55:55.379 | | | | |
| 5 | 3 | 1:48.833 | 26.774 | 34.863 | 47.196 | 225.9 | 10:18.493 | 15 | 2 | 1:54.907 | 27.893 | 37.371 | 49.643 | 254.1 | 57:50.286 | | | | |
| 6 | 3 | 1:47.707 | 26.396 | 34.344 | 46.967 | 244.3 | 12:06.200 | 16 | 2 | 1:53.804 | 27.530 | 36.342 | 49.932 | 242.2 | 59:44.090 | | | | |
| 7 | 3 | 1:47.015 | 26.273 | 33.786 | 46.956 | 237.4 | 13:53.215 | 17 | 2 | 3:04.880 | B 38.642 | 1:07.240 | 1:18.998 | 235.8 | 1:02:48.970 | | | | |
| 8 | 3 | 2:04.545 | B 27.451 | 38.290 | 58.804 | 214.7 | 15:57.760 | 28 JOTA 1. David HEINEMEIER-HANS3. Oliver RASMUSSEN 2. Pietro FITTIPALDI | | | | | | | | | | | |
| 9 | 3 | 9:22.328 | 7:58.598 | 34.766 | 48.964 | 133.7 | 25:20.088 | Oreca 07 - Gibson LMP2 | | | | | | | | | | | |
| 10 | 3 | 1:48.341 | 26.430 | 34.208 | 47.703 | 233.8 | 27:08.429 | 1 | 2 | 2:24.636 | 50.063 | 44.738 | 49.835 | 98.2 | 2:24.636 | | | | |
| 11 | 3 | 1:57.479 | B 26.373 | 34.345 | 56.761 | 237.4 | 29:05.908 | 2 | 2 | 1:52.036 | 28.103 | 36.614 | 47.319 | 197.8 | 4:16.672 | | | | |
| 12 | 3 | 6:19.371 | 4:55.512 | 36.405 | 47.454 | 127.8 | 35:25.279 | 3 | 2 | 1:58.659 | B 26.700 | 36.001 | 55.958 | 226.4 | 6:15.331 | | | | |
| 13 | 3 | 1:47.677 | 26.610 | 33.794 | 47.273 | 236.8 | 37:12.956 | 4 | 2 | 9:04.281 | 7:40.320 | 36.317 | 47.644 | 134.7 | 15:19.612 | | | | |
| 14 | 3 | 1:48.692 | 27.211 | 34.380 | 47.101 | 214.7 | 39:01.648 | 5 | 2 | 1:48.095 | 26.529 | 34.418 | 47.148 | 250.6 | 17:07.707 | | | | |
| 15 | 3 | 1:47.519 | 26.695 | 33.802 | 47.022 | 248.8 | 40:49.167 | 6 | 2 | 1:47.580 | 26.254 | 34.575 | 46.751 | 247.7 | 18:55.287 | | | | |
| 16 | 3 | 1:55.165 | B 26.431 | 33.459 | 55.275 | 242.2 | 42:44.332 | 7 | 2 | 1:47.588 | 26.668 | 34.550 | 46.370 | 219.1 | 20:42.875 | | | | |
| 17 | 1 | 4:23.022 | 2:58.390 | 35.999 | 48.633 | 135.8 | 47:07.354 | 8 | 2 | 1:46.510 | 26.024 | 33.931 | 46.555 | 254.1 | 22:29.385 | | | | |
| 18 | 1 | 1:47.803 | 26.522 | 33.926 | 47.355 | 238.9 | 48:55.157 | 9 | 2 | 1:46.086 | 26.087 | 33.856 | 46.143 | 252.3 | 24:15.471 | | | | |
| 19 | 1 | 1:46.429 | 26.222 | 33.272 | 46.935 | 236.3 | 50:41.586 | 10 | 2 | 1:47.218 | 26.255 | 34.839 | 46.124 | 254.7 | 26:02.689 | | | | |
| 20 | 1 | 1:46.008 | 25.822 | 33.305 | 46.881 | 257.8 | 52:27.594 | 11 | 2 | 1:47.169 | 26.528 | 34.122 | 46.519 | 235.8 | 27:49.858 | | | | |
| 21 | 1 | 1:45.634 | 26.078 | 33.174 | 46.382 | 247.1 | 54:13.228 | 12 | 2 | 1:46.746 | 26.191 | 33.980 | 46.575 | 246.0 | 29:36.604 | | | | |
| 22 | 1 | 1:45.089 | 25.844 | 33.383 | 45.862 | 243.2 | 55:58.317 | 13 | 2 | 1:46.380 | 26.019 | 33.995 | 46.366 | 255.3 | 31:22.984 | | | | |
| 23 | 1 | 1:54.672 | B 26.212 | 34.268 | 54.192 | 246.0 | 57:52.989 | 14 | 2 | 1:53.023 | B 26.080 | 33.722 | 53.221 | 245.5 | 33:16.007 | | | | |
| 24 | 2 | 5:18.486 | 2:52.865 | 1:07.627 | 1:17.994 | 79.6 | 1:03:11.475 | 15 | 1 | 3:47.541 | 2:21.965 | 37.027 | 48.549 | 135.7 | 37:03.548 | | | | |
| 25 | 2 | 3:04.071 | 58.896 | 1:07.543 | 57.632 | 79.6 | 1:06:15.546 | 16 | 1 | 1:50.715 | 26.948 | 36.245 | 47.522 | 213.9 | 38:54.263 | | | | |
| 26 | 2 | 1:45.249 | 26.048 | 33.188 | 46.013 | 246.0 | 1:08:00.795 | 17 | 1 | 1:49.612 | 26.770 | 35.752 | 47.090 | 223.6 | 40:43.875 | | | | |
| 27 | 2 | 1:46.119 | 26.383 | 33.406 | 46.330 | 234.8 | 1:09:46.914 | 18 | 1 | 1:49.328 | 27.050 | 35.243 | 47.035 | 231.8 | 42:33.203 | | | | |
| 28 | 2 | 1:58.012 | 26.587 | 37.730 | 53.695 | 254.1 | 1:11:44.926 | 19 | 1 | 1:48.410 | 26.698 | 34.454 | 47.258 | 232.3 | 44:21.613 | | | | |
| 29 | 2 | 1:46.189 | 26.133 | 33.527 | 46.529 | 264.1 | 1:13:31.115 | 20 | 1 | 1:48.157 | 26.614 | 34.911 | 46.632 | 230.8 | 46:09.770 | | | | |
| 30 | 2 | 1:45.921 | 26.156 | 33.293 | 46.472 | 264.1 | 1:15:17.036 | 21 | 1 | 1:48.661 | 26.603 | 34.989 | 47.069 | 235.8 | 47:58.431 | | | | |
| 31 | 2 | 1:46.222 | 26.250 | 33.270 | 46.702 | 237.4 | 1:17:03.258 | 22 | 1 | 1:47.408 | 26.611 | 33.755 | 47.042 | 235.3 | 49:45.839 | | | | |
| 32 | 2 | 1:45.043 | 26.050 | 32.796 | 46.197 | 262.8 | 1:18:48.301 | 23 | 1 | 1:46.391 | 26.249 | 33.685 | 46.457 | 249.4 | 51:32.230 | | | | |
| 33 | 2 | 1:51.547 | B 26.070 | 33.004 | 52.473 | 252.3 | 1:20:39.848 | 24 | 1 | 1:47.427 | 26.273 | 34.204 | 46.950 | 244.3 | 53:19.657 | | | | |
| 34 | 2 | 5:40.360 | 4:22.679 | 32.952 | 44.729 | 143.6 | 1:26:20.208 | 25 | 1 | 1:46.477 | 26.015 | 33.432 | 47.030 | 252.3 | 55:06.134 | | | | |
| 35 | 2 | 1:41.809 | 24.982 | 32.311 | 44.516 | 268.7 | 1:28:02.017 | 26 | 1 | 1:45.866 | 25.926 | 33.096 | 46.844 | 252.9 | 56:52.000 | | | | |
| 36 | 2 | 1:42.924 | 24.975 | 33.170 | 44.779 | 263.4 | 1:29:44.941 | 27 | 1 | 1:45.494 | 25.812 | 33.160 | 46.522 | 268.0 | 58:37.494 | | | | |
| 37 | 2 | 1:43.293 | 24.872 | 32.374 | 46.047 | 272.0 | 1:31:28.234 | 28 | 1 | 2:16.353 | 28.422 | 33.648 | 1:14.283 | 261.5 | 1:00:53.847 | | | | |
| 25 ORT by TF 1. Ahmad AL HARTHY 2. Michael DINAN | | | | | | | | Aston Martin Vantage AMR LMGT E Am 3. Charlie EASTWOOD | | | | | | | | | | | |
| 1 | 3 | 12:54.466 | ... | 39.314 | 49.541 | 119.1 | 12:54.466 | 29 | 1 | 3:27.775 | B 59.172 | 1:07.751 | 1:20.852 | 80.0 | 1:04:21.622 | | | | |
| 2 | 3 | 1:59.020 | B 28.087 | 35.302 | 55.631 | 184.6 | 14:53.486 | 30 | 3 | 8:10.797 | 6:46.989 | 36.122 | 47.686 | 146.3 | 1:12:32.419 | | | | |
| 3 | 1 | 16:51.088 | ... | 38.554 | 49.421 | 94.1 | 31:44.574 | 31 | 3 | 1:47.741 | 26.782 | 33.790 | 47.169 | 251.7 | 1:14:20.160 | | | | |
| | | | | | | | | 32 3 1:45.788 26.447 33.068 46.273 251.7 1:16:05.948 | | | | | | | | | | | |
| | | | | | | | | 33 3 1:46.917 25.902 33.026 47.989 262.8 1:17:52.865 | | | | | | | | | | | |
| | | | | | | | | 34 3 1:52.293 B 25.758 32.997 53.538 269.3 1:19:45.158 | | | | | | | | | | | |
| | | | | | | | | 35 3 3:06.419 1:35.739 39.679 51.001 112.0 1:22:51.577 | | | | | | | | | | | |
| | | | | | | | | 36 3 1:48.926 27.394 34.350 47.182 215.6 1:24:40.503 | | | | | | | | | | | |



FIA WEC 6 Hours of Fuji Free Practice 1 Sector Analysis

4.563 m.

Lap under Red Flag Invalidated Lap Personal Best Session Best Crossing the pit lane

| Lap | D | Time | Sector 1 | Sector 2 | Sector 3 | T. Spd | Elapsed |
|-----|---|-----------------|---------------|---------------|---------------|--------|-------------|
| 37 | 3 | 1:43.901 | 26.234 | 32.678 | 44.989 | 238.9 | 1:26:24.404 |
| 38 | 3 | 1:40.781 | 25.289 | 31.537 | 43.955 | 248.8 | 1:28:05.185 |
| 39 | 3 | 1:42.130 | 24.816 | 31.792 | 45.522 | 252.3 | 1:29:47.315 |
| 40 | 3 | 1:40.900 | 24.703 | 31.129 | 45.068 | 267.3 | 1:31:28.215 |

| 31 | | Team WRT | | Oreca 07 - Gibson | | | |
|----|---|------------------------|---------------|-------------------|---------------|-------|-------------|
| | | 1. Sean GELAEEL | | 3. Robin FRIJNS | | | |
| | | 2. Ferdinand HABSBUURG | | LMP2 | | | |
| 1 | 2 | 2:23.070 | 51.042 | 42.306 | 49.722 | 111.2 | 2:23.070 |
| 2 | 2 | 1:50.937 | 27.298 | 37.014 | 46.625 | 197.1 | 4:14.007 |
| 3 | 2 | 1:48.398 | 27.222 | 34.601 | 46.575 | 244.3 | 6:02.405 |
| 4 | 2 | 1:57.499 | 26.547 | 35.330 | 55.622 | 240.5 | 7:59.904 |
| 5 | 2 | 4:20.282 | 2:58.448 | 35.239 | 46.595 | 137.6 | 12:20.186 |
| 6 | 2 | 1:47.489 | 26.356 | 34.926 | 46.207 | 243.2 | 14:07.675 |
| 7 | 2 | 1:47.132 | 26.332 | 34.000 | 46.800 | 240.5 | 15:54.807 |
| 8 | 2 | 1:46.276 | 26.351 | 33.654 | 46.271 | 252.3 | 17:41.083 |
| 9 | 2 | 1:54.848 | 26.325 | 34.445 | 54.078 | 247.1 | 19:35.931 |
| 10 | 1 | 5:49.664 | 4:24.054 | 37.124 | 48.486 | 141.2 | 25:25.595 |
| 11 | 1 | 1:49.126 | 26.941 | 34.944 | 47.241 | 225.9 | 27:14.721 |
| 12 | 1 | 1:48.668 | 27.214 | 34.417 | 47.037 | 270.7 | 29:03.389 |
| 13 | 1 | 1:48.683 | 26.839 | 34.177 | 47.667 | 244.9 | 30:52.072 |
| 14 | 1 | 1:50.570 | 26.835 | 36.398 | 47.337 | 264.7 | 32:42.642 |
| 15 | 1 | 1:47.917 | 26.408 | 34.168 | 47.341 | 259.0 | 34:30.559 |
| 16 | 1 | 1:47.491 | 26.710 | 34.055 | 46.726 | 244.3 | 36:18.050 |
| 17 | 1 | 1:47.634 | 26.431 | 33.880 | 47.323 | 258.4 | 38:05.684 |
| 18 | 1 | 1:47.685 | 26.341 | 33.796 | 47.548 | 261.5 | 39:53.369 |
| 19 | 1 | 1:46.830 | 26.367 | 33.825 | 46.638 | 263.4 | 41:40.199 |
| 20 | 1 | 1:47.829 | 26.090 | 33.862 | 47.877 | 272.7 | 43:28.028 |
| 21 | 1 | 1:46.580 | 26.557 | 34.116 | 45.907 | 238.9 | 45:14.608 |
| 22 | 1 | 2:00.727 | 26.093 | 37.670 | 56.964 | 269.3 | 47:15.335 |
| 23 | 3 | 9:04.495 | 7:45.560 | 33.125 | 45.810 | 142.3 | 56:19.830 |
| 24 | 3 | 1:43.903 | 25.449 | 32.877 | 45.577 | 274.1 | 58:03.733 |
| 25 | 3 | 1:43.403 | 25.645 | 32.379 | 45.379 | 278.4 | 59:47.136 |
| 26 | 3 | 3:02.928 | 37.038 | 1:07.645 | 1:18.245 | 276.9 | 1:02:50.064 |
| 27 | 3 | 1:18.203 | 59.351 | 1:08.449 | 1:10.403 | 79.7 | 1:06:08.267 |
| 28 | 3 | 1:51.270 | 26.894 | 32.519 | 50.866 | 235.3 | 1:07:59.537 |

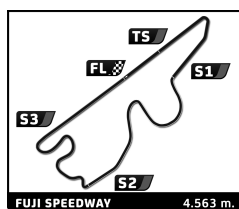
| 33 | | Corvette Racing | | Chevrolet Corvette C8.R | | | |
|----|---|---------------------|----------|-------------------------|---------------|-------|-----------|
| | | 1. Ben KEATING | | 3. Nicky CATSBURG | | | |
| | | 2. Nicolas VARRONE | | LMGT2 Am | | | |
| 1 | 3 | 5:34.644 | 3:57.714 | 38.980 | 57.950 | 119.1 | 5:34.644 |
| 2 | 3 | 5:03.560 | 3:40.013 | 36.021 | 47.526 | 130.8 | 10:38.204 |
| 3 | 3 | 1:50.043 | 27.579 | 35.161 | 47.303 | 201.5 | 12:28.247 |
| 4 | 3 | 1:59.017 | 26.839 | 35.417 | 56.761 | 230.3 | 14:27.264 |
| 5 | 2 | 5:30.936 | 4:04.360 | 36.488 | 50.088 | 134.3 | 19:58.200 |
| 6 | 2 | 1:50.614 | 27.187 | 35.515 | 47.912 | 237.4 | 21:48.814 |
| 7 | 2 | 1:58.837 | 27.107 | 35.586 | 56.144 | 233.3 | 23:47.651 |
| 8 | 1 | 5:10.085 | 3:39.866 | 39.977 | 50.242 | 128.1 | 28:57.736 |
| 9 | 1 | 1:54.157 | 27.581 | 37.017 | 49.559 | 231.3 | 30:51.893 |
| 10 | 1 | 1:53.865 | 27.646 | 37.426 | 48.793 | 229.8 | 32:45.758 |
| 11 | 1 | 1:53.343 | 27.632 | 36.579 | 49.132 | 226.9 | 34:39.101 |
| 12 | 1 | 1:54.266 | 27.055 | 38.525 | 48.686 | 241.1 | 36:33.367 |
| 13 | 1 | 2:01.989 | 28.592 | 37.233 | 56.164 | 240.5 | 38:35.356 |
| 14 | 3 | 6:45.581 | 5:20.988 | 35.659 | 48.934 | 136.2 | 45:20.937 |
| 15 | 3 | 1:51.033 | 27.110 | 35.487 | 48.436 | 225.9 | 47:11.970 |

| Lap | D | Time | Sector 1 | Sector 2 | Sector 3 | T. Spd | Elapsed |
|-----|---|----------|----------|---------------|----------|--------|-----------|
| 16 | 3 | 1:51.709 | 27.108 | 35.410 | 49.191 | 238.4 | 49:03.679 |
| 17 | 3 | 1:55.133 | 27.275 | 35.386 | 52.472 | 244.9 | 50:58.812 |
| 18 | 3 | 2:00.221 | 27.108 | 35.026 | 58.087 | 239.5 | 52:59.033 |

| 34 | | Inter Europol Competition | | Oreca 07 - Gibson | | | |
|----|---|---------------------------|---------------|-------------------|-------------------|-------|-------------|
| | | 1. Jakub SMIECHOWSKI | | 3. Albert COSTA | | | |
| | | 2. Fabio SCHERER | | LMP2 | | | |
| 1 | 3 | 2:42.367 | 1:07.585 | 41.644 | 53.138 | 113.3 | 2:42.367 |
| 2 | 3 | 1:55.341 | 28.558 | 37.817 | 48.966 | 188.8 | 4:37.708 |
| 3 | 3 | 2:05.496 | 27.941 | 40.699 | 56.856 | 210.5 | 6:43.204 |
| 4 | 3 | 11:15.869 | 9:50.787 | 36.052 | 49.030 | 134.3 | 17:59.073 |
| 5 | 3 | 1:50.017 | 27.448 | 34.601 | 47.968 | 227.4 | 19:49.090 |
| 6 | 3 | 1:47.951 | 26.709 | 34.066 | 47.176 | 230.8 | 21:37.041 |
| 7 | 3 | 1:49.600 | 26.192 | 34.924 | 48.484 | 245.5 | 23:26.641 |
| 8 | 3 | 1:48.096 | 26.365 | 34.249 | 47.482 | 259.6 | 25:14.737 |
| 9 | 3 | 1:50.011 | 26.928 | 34.048 | 49.035 | 234.3 | 27:04.748 |
| 10 | 3 | 1:48.762 | 26.460 | 34.987 | 47.315 | 244.9 | 28:53.510 |
| 11 | 3 | 1:52.462 | 26.806 | 34.454 | 51.202 | 240.0 | 30:45.972 |
| 12 | 3 | 1:55.419 | 26.802 | 34.373 | 54.244 | 246.6 | 32:41.391 |
| 13 | 2 | 3:23.643 | 1:57.556 | 38.059 | 48.028 | 141.9 | 36:05.034 |
| 14 | 2 | 1:49.979 | 27.140 | 35.258 | 47.581 | 214.7 | 37:55.013 |
| 15 | 2 | 1:48.188 | 26.370 | 34.593 | 47.225 | 257.1 | 39:43.201 |
| 16 | 2 | 1:48.936 | 26.671 | 34.496 | 47.769 | 241.6 | 41:32.137 |
| 17 | 2 | 1:48.876 | 27.089 | 34.694 | 47.093 | 223.6 | 43:21.013 |
| 18 | 2 | 1:57.706 | 26.548 | 34.368 | 56.790 | 236.8 | 45:18.719 |
| 19 | 2 | 3:52.622 | 2:32.388 | 33.679 | 46.555 | 138.8 | 49:11.341 |
| 20 | 2 | 1:46.384 | 26.320 | 33.216 | 46.848 | 245.5 | 50:57.725 |
| 21 | 2 | 1:45.846 | 26.145 | 32.699 | 47.002 | 249.4 | 52:43.571 |
| 22 | 2 | 1:45.627 | 26.233 | 33.094 | 46.300 | 252.3 | 54:29.198 |
| 23 | 2 | 1:51.369 | 26.040 | 32.838 | 52.491 | 254.1 | 56:20.567 |
| 24 | 1 | 5:35.895 | 3:21.607 | 56.037 | 1:18.251 | 142.9 | 1:01:56.462 |
| 25 | 1 | 3:23.959 | 58.602 | 1:07.717 | 1:17.640 | 79.6 | 1:05:20.421 |
| 26 | 1 | 2:14.299 | 50.832 | 36.191 | 47.276 | 79.0 | 1:07:34.720 |
| 27 | 1 | 1:49.036 | 27.458 | 34.267 | 47.311 | 202.2 | 1:09:23.756 |
| 28 | 1 | 1:48.751 | 27.432 | 34.347 | 46.972 | 205.7 | 1:11:12.507 |
| 29 | 1 | 1:48.428 | 27.124 | 34.410 | 46.894 | 217.7 | 1:13:00.935 |
| 30 | 1 | 1:48.314 | 27.456 | 33.989 | 46.869 | 223.6 | 1:14:49.249 |
| 31 | 1 | 1:46.685 | 26.514 | 33.118 | 47.053 | 235.8 | 1:16:35.934 |
| 32 | 1 | 1:47.571 | 26.100 | 32.960 | 48.511 | 244.3 | 1:18:23.505 |
| 33 | 1 | 1:45.632 | 26.248 | 33.006 | 46.378 | 243.2 | 1:20:09.137 |
| 34 | 1 | 1:46.314 | 26.086 | 33.329 | 46.899 | 248.3 | 1:21:55.451 |
| 35 | 1 | 1:48.558 | 27.137 | 35.107 | 46.314 | 226.4 | 1:23:44.009 |
| 36 | 1 | 1:52.170 | 25.971 | 32.475 | 53.724 | 255.3 | 1:25:36.179 |
| 37 | 3 | 2:52.932 | 1:32.518 | 33.276 | 47.138 | 143.6 | 1:28:29.111 |
| 38 | 3 | 1:43.204 | 25.441 | 32.606 | 45.157 | 251.7 | 1:30:12.315 |

| 35 | | Alpine Elf Team | | Oreca 07 - Gibson | | | |
|----|---|-----------------|----------|-------------------|--------|-------|-----------|
| | | 1. André NEGRÃO | | 3. Olli CALDWELL | | | |
| | | 2. Memo ROJAS | | LMP2 | | | |
| 1 | 1 | 7:31.082 | 5:53.915 | 44.124 | 53.043 | 114.2 | 7:31.082 |
| 2 | 1 | 1:56.213 | 28.740 | 38.612 | 48.861 | 205.7 | 9:27.295 |
| 3 | 1 | 1:49.876 | 27.285 | 35.510 | 47.081 | 214.3 | 11:17.171 |
| 4 | 1 | 1:49.203 | 26.606 | 35.092 | 47.505 | 242.7 | 13:06.374 |
| 5 | 1 | 1:53.778 | 30.595 | 35.641 | 47.542 | 272.7 | 15:00.152 |
| 6 | 1 | 1:48.320 | 26.730 | 34.807 | 46.783 | 243.2 | 16:48.472 |



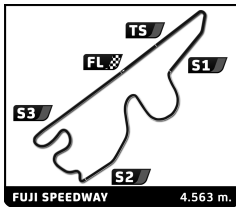


FIA WEC 6 Hours of Fuji Free Practice 1

Sector Analysis

Lap under Red Flag Invalidated Lap Personal Best Session Best Crossing the pit lane

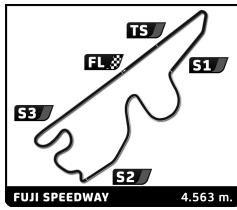
| Lap | D | Time | Sector 1 | Sector 2 | Sector 3 | T. Spd | Elapsed | Lap | D | Time | Sector 1 | Sector 2 | Sector 3 | T. Spd | Elapsed |
|---|---|---------------------|---------------|---------------|-------------------|--------|-------------|--|----------|-----------------|---------------|---------------|---------------|-----------|-------------|
| 7 | 1 | 1:48.128 | 26.456 | 34.826 | 46.846 | 240.0 | 18:36.600 | 15 | 3 | 1:47.846 | 26.888 | 34.049 | 46.909 | 260.2 | 40:27.645 |
| 8 | 1 | 1:48.018 | 26.312 | 34.886 | 46.820 | 252.3 | 20:24.618 | 16 | 3 | 1:47.466 | 26.514 | 34.102 | 46.850 | 255.3 | 42:15.111 |
| 9 | 1 | 1:47.485 | 26.205 | 34.797 | 46.483 | 274.8 | 22:12.103 | 17 | 3 | 1:50.544 | 29.332 | 33.834 | 47.378 | 273.4 | 44:05.655 |
| 10 | 1 | 1:48.128 | 26.615 | 34.675 | 46.838 | 238.4 | 24:00.231 | 18 | 3 | 1:46.998 | 26.673 | 33.561 | 46.764 | 274.1 | 45:52.653 |
| 11 | 1 | 1:47.417 | 26.359 | 34.261 | 46.797 | 266.0 | 25:47.648 | 19 | 3 | 2:02.846 | 27.289 | 39.161 | 56.396 | 241.6 | 47:55.499 |
| 12 | 1 | 1:47.304 | 26.406 | 34.213 | 46.685 | 259.0 | 27:34.952 | 20 | 3 | 1:52.690 | 26.292 | 33.125 | 53.273 | 266.0 | 49:48.189 |
| 13 | 1 | 1:56.041 | 26.464 | 34.486 | 55.091 | 256.5 | 29:30.993 | 21 | 3 | 3:21.149 | 2:02.704 | 32.651 | 45.794 | 143.8 | 53:09.338 |
| 14 | 3 | 6:32.130 | 5:04.358 | 38.427 | 49.345 | 133.5 | 36:03.123 | 22 | 3 | 1:55.152 | 26.065 | 40.912 | 48.175 | 283.5 | 55:04.490 |
| 15 | 3 | 1:52.080 | 27.099 | 35.589 | 50.392 | 237.4 | 37:56.203 | 23 | 3 | 1:43.409 | 25.787 | 32.340 | 45.282 | 264.1 | 56:47.899 |
| 16 | 3 | 1:49.623 | 26.750 | 34.911 | 47.962 | 260.2 | 39:45.826 | 24 | 3 | 1:49.095 | 25.716 | 32.482 | 50.897 | 270.0 | 58:36.994 |
| 17 | 3 | 1:55.375 | 32.075 | 34.960 | 48.340 | 262.8 | 41:41.201 | 25 | 2 | 4:17.009 | 1:49.623 | 1:08.541 | 1:18.845 | 140.4 | 1:02:54.003 |
| 18 | 3 | 1:49.702 | 26.959 | 34.184 | 48.559 | 248.3 | 43:30.903 | 26 | 2 | 3:16.654 | 59.630 | 1:08.365 | 1:08.659 | 78.8 | 1:06:10.657 |
| 19 | 3 | 1:49.528 | 26.696 | 34.867 | 47.965 | 240.0 | 45:20.431 | 27 | 2 | 1:48.921 | 27.678 | 34.521 | 46.722 | 221.3 | 1:07:59.578 |
| 20 | 3 | 1:48.210 | 26.459 | 33.764 | 47.987 | 251.7 | 47:08.641 | 28 | 2 | 1:48.295 | 26.807 | 34.078 | 47.410 | 220.0 | 1:09:47.873 |
| 21 | 3 | 1:47.110 | 26.341 | 33.324 | 47.445 | 261.5 | 48:55.751 | 29 | 2 | 1:48.035 | 26.821 | 34.540 | 46.674 | 229.3 | 1:11:35.908 |
| 22 | 3 | 1:47.868 | 26.306 | 33.770 | 47.792 | 243.2 | 50:43.619 | 30 | 2 | 1:47.467 | 26.757 | 34.209 | 46.501 | 240.0 | 1:13:23.375 |
| 23 | 3 | 1:46.353 | 26.243 | 33.138 | 46.972 | 272.7 | 52:29.972 | 31 | 2 | 1:48.716 | 27.169 | 34.778 | 46.769 | 227.8 | 1:15:12.091 |
| 24 | 3 | 1:45.577 | 26.119 | 32.888 | 46.570 | 263.4 | 54:15.549 | 32 | 2 | 1:47.362 | 26.438 | 34.278 | 46.646 | 264.1 | 1:16:59.453 |
| 25 | 3 | 1:45.598 | 25.853 | 32.972 | 46.773 | 265.4 | 56:01.147 | 33 | 2 | 1:46.285 | 26.363 | 33.634 | 46.288 | 244.3 | 1:18:45.738 |
| 26 | 3 | 1:54.022 | 25.769 | 32.933 | 55.320 | 261.5 | 57:55.169 | 34 | 2 | 1:45.757 | 26.232 | 33.173 | 46.352 | 259.6 | 1:20:31.495 |
| 27 | 2 | 4:46.115 | 2:17.829 | 1:08.517 | 1:19.769 | 121.9 | 1:02:41.284 | 35 | 2 | 1:45.532 | 25.888 | 33.106 | 46.538 | 280.5 | 1:22:17.027 |
| 28 | 2 | 3:25.040 | 59.602 | 1:08.525 | 1:16.913 | 79.6 | 1:06:06.324 | 36 | 2 | 1:46.968 | 26.512 | 33.936 | 46.520 | 230.8 | 1:24:03.995 |
| 29 | 2 | 1:51.864 | 29.794 | 35.529 | 46.541 | 190.8 | 1:07:58.188 | 37 | 2 | 1:44.566 | 25.709 | 32.605 | 46.252 | 276.9 | 1:25:48.561 |
| 30 | 2 | 1:47.511 | 26.338 | 34.554 | 46.619 | 230.8 | 1:09:45.699 | 38 | 2 | 1:44.864 | 25.689 | 33.177 | 45.998 | 263.4 | 1:27:33.425 |
| 31 | 2 | 1:48.110 | 27.072 | 34.792 | 46.246 | 241.6 | 1:11:33.809 | 39 | 2 | 1:44.150 | 25.706 | 32.563 | 45.881 | 257.1 | 1:29:17.575 |
| 32 | 2 | 1:49.074 | 27.156 | 34.723 | 47.195 | 222.7 | 1:13:22.883 | 40 | 2 | 1:43.218 | 25.174 | 32.312 | 45.732 | 269.3 | 1:31:00.793 |
| 33 | 2 | 1:48.084 | 26.549 | 34.325 | 47.210 | 252.3 | 1:15:10.967 | 38 Hertz Team JOTA 1. Antonio Felix DA COSTA 3. Yifei YE 2. William STEVENS Porsche 963 HYPERCAR H | | | | | | | |
| 34 | 2 | 1:47.579 | 26.691 | 34.167 | 46.721 | 237.4 | 1:16:58.546 | 1 | 1 | 2:13.072 | 37.032 | 38.556 | 57.484 | 117.3 | 2:13.072 |
| 35 | 2 | 1:48.681 | 26.448 | 35.419 | 46.814 | 245.5 | 1:18:47.227 | 2 | 1 | 8:02.457 | 6:42.011 | 34.987 | 45.459 | 144.6 | 10:15.529 |
| 36 | 2 | 1:47.102 | 26.552 | 33.656 | 46.894 | 228.8 | 1:20:34.329 | 3 | 1 | 1:43.752 | 25.735 | 33.280 | 44.737 | 225.9 | 11:59.281 |
| 37 | 2 | 1:46.026 | 26.478 | 33.542 | 46.006 | 227.4 | 1:22:20.355 | 4 | 1 | 1:41.993 | 24.697 | 32.800 | 44.496 | 260.2 | 13:41.274 |
| 38 | 2 | 1:45.715 | 25.969 | 33.652 | 46.094 | 267.3 | 1:24:06.070 | 5 | 1 | 1:41.321 | 24.724 | 32.194 | 44.403 | 282.0 | 15:22.595 |
| 39 | 2 | 1:47.041 | 26.563 | 33.991 | 46.487 | 219.1 | 1:25:53.111 | 6 | 1 | 1:41.383 | 24.606 | 32.405 | 44.372 | 270.7 | 17:03.978 |
| 40 | 2 | 1:44.816 | 25.458 | 33.213 | 46.145 | 257.8 | 1:27:37.927 | 7 | 1 | 1:45.859 | 25.051 | 35.159 | 45.649 | 255.9 | 18:49.837 |
| 41 | 2 | 1:46.552 | 25.760 | 34.353 | 46.439 | 248.8 | 1:29:24.479 | 8 | 1 | 1:42.293 | 24.779 | 32.710 | 44.804 | 278.4 | 20:32.130 |
| 42 | 2 | 1:45.024 | 26.010 | 33.163 | 45.851 | 237.4 | 1:31:09.503 | 9 | 1 | 1:41.700 | 25.040 | 32.178 | 44.482 | 283.5 | 22:13.830 |
| 36 Alpine Elf Team 1. Matthieu VAXIÈRE 3. Charles MILESI 2. Julien CANAL Oreca 07 - Gibson LMP2 | | | | | | | 10 | 1 | 1:43.734 | 25.350 | 33.574 | 44.810 | 233.3 | 23:57.564 | |
| 1 | 1 | 6:54.010 | 5:23.900 | 40.132 | 49.978 | 112.5 | 6:54.010 | 11 | 1 | 1:40.953 | 24.488 | 32.158 | 44.307 | 274.1 | 25:38.517 |
| 2 | 1 | 1:56.692 | 28.415 | 35.931 | 52.346 | 196.7 | 8:50.702 | 12 | 1 | 1:41.363 | 24.653 | 32.401 | 44.309 | 277.6 | 27:19.880 |
| 3 | 1 | 1:49.055 | 26.385 | 34.790 | 47.880 | 241.1 | 10:39.757 | 13 | 1 | 1:42.455 | 24.549 | 32.796 | 45.110 | 280.5 | 29:02.335 |
| 4 | 1 | 1:58.707 | 27.632 | 35.136 | 55.939 | 231.3 | 12:38.464 | 14 | 1 | 1:49.841 | 24.648 | 32.390 | 52.803 | 282.7 | 30:52.176 |
| 5 | 1 | 1:46.766 | 26.256 | 33.837 | 46.673 | 244.9 | 14:25.230 | 15 | 3 | 9:22.712 | 8:00.729 | 36.142 | 45.841 | 147.1 | 40:14.888 |
| 6 | 1 | 1:47.059 | 26.275 | 34.338 | 46.446 | 250.6 | 16:12.289 | 16 | 3 | 1:45.513 | 26.623 | 33.615 | 45.275 | 188.5 | 42:00.401 |
| 7 | 1 | 1:45.808 | 25.946 | 33.437 | 46.425 | 274.8 | 17:58.097 | 17 | 3 | 1:44.170 | 25.575 | 33.325 | 45.270 | 248.8 | 43:44.571 |
| 8 | 1 | 1:46.300 | 25.990 | 33.549 | 46.761 | 272.0 | 19:44.397 | 18 | 3 | 1:43.397 | 25.226 | 33.054 | 45.117 | 277.6 | 45:27.968 |
| 9 | 1 | 1:46.365 | 26.164 | 33.425 | 46.776 | 276.9 | 21:30.762 | 19 | 3 | 1:46.207 | 25.414 | 34.305 | 46.488 | 247.7 | 47:14.175 |
| 10 | 1 | 1:47.567 | 26.279 | 34.325 | 46.963 | 276.2 | 23:18.329 | 20 | 3 | 1:43.220 | 25.290 | 32.623 | 45.307 | 252.9 | 48:57.395 |
| 11 | 1 | 1:52.790 | 26.026 | 32.986 | 53.778 | 275.5 | 25:11.119 | 21 | 3 | 1:43.566 | 25.135 | 32.705 | 45.726 | 260.9 | 50:40.961 |
| 12 | 3 | 9:50.047 | 8:27.245 | 35.410 | 47.392 | 139.5 | 35:01.166 | 22 | 3 | 1:42.196 | 24.633 | 32.103 | 45.460 | 285.0 | 52:23.157 |
| 13 | 3 | 1:49.370 | 27.205 | 34.442 | 47.723 | 227.8 | 36:50.536 | 23 | 3 | 1:45.578 | 24.951 | 32.263 | 48.364 | 273.4 | 54:08.735 |
| 14 | 3 | 1:49.263 | 27.163 | 33.830 | 48.270 | 279.1 | 38:39.799 | 24 | 3 | 1:42.049 | 24.472 | 32.134 | 45.443 | 291.9 | 55:50.784 |



FIA WEC
6 Hours of Fuji
Free Practice 1
Sector Analysis

| | | Lap under Red Flag | | Invalidated Lap | | Personal Best | | Session Best | | B Crossing the pit lane | | | | | |
|-----------|---|--|----------|-------------------|-------------------|---------------|-------------|---|---|-------------------------|---------------|-------------------|-------------------|--------|-------------|
| Lap | D | Time | Sector 1 | Sector 2 | Sector 3 | T. Spd | Elapsed | Lap | D | Time | Sector 1 | Sector 2 | Sector 3 | T. Spd | Elapsed |
| 25 | 3 | 1:45.132 | 25.622 | 32.579 | 46.931 | 258.4 | 57:35.916 | 34 | 3 | 1:45.382 | 26.086 | 33.840 | 45.456 | 261.5 | 1:14:55.152 |
| 26 | 3 | 1:41.579 | 24.474 | 31.922 | 45.183 | 295.1 | 59:17.495 | 35 | 3 | 1:45.875 | 27.141 | 33.310 | 45.424 | 270.7 | 1:16:41.027 |
| 27 | 3 | 2:33.477 B | 24.998 | 49.717 | 1:18.762 | 285.7 | 1:01:50.972 | 36 | 3 | 1:45.007 | 26.046 | 33.285 | 45.676 | 264.1 | 1:18:26.034 |
| 28 | 2 | 4:46.505 | 2:50.589 | 1:07.696 | 48.220 | 80.1 | 1:06:37.477 | 37 | 3 | 1:45.365 | 25.575 | 33.629 | 46.170 | 263.4 | 1:20:11.399 |
| 29 | 2 | 1:41.567 | 25.030 | 32.636 | 43.901 | 235.8 | 1:08:19.044 | 38 | 3 | 1:45.247 | 25.954 | 33.601 | 45.692 | 246.6 | 1:21:56.646 |
| 30 | 2 | 1:41.603 | 25.162 | 32.298 | 44.143 | 242.7 | 1:10:00.647 | 39 | 3 | 1:47.763 | 26.893 | 34.539 | 46.331 | 223.1 | 1:23:44.409 |
| 31 | 2 | 1:41.427 | 24.942 | 31.792 | 44.693 | 263.4 | 1:11:42.074 | 40 | 3 | 1:43.663 | 25.874 | 33.045 | 44.744 | 252.9 | 1:25:28.072 |
| 32 | 2 | 1:44.172 | 24.775 | 34.648 | 44.749 | 268.7 | 1:13:26.246 | 41 | 3 | 1:43.178 | 25.056 | 32.484 | 45.638 | 272.0 | 1:27:11.250 |
| 33 | 2 | 1:43.569 | 25.421 | 33.047 | 45.101 | 250.6 | 1:15:09.815 | 42 | 3 | 1:43.490 | 25.066 | 32.583 | 45.841 | 248.8 | 1:28:54.740 |
| 34 | 2 | 1:41.328 | 24.918 | 31.891 | 44.519 | 266.7 | 1:16:51.143 | 43 | 3 | 1:44.392 | 25.519 | 32.258 | 46.615 | 275.5 | 1:30:39.132 |
| 35 | 2 | 1:41.077 | 24.642 | 32.053 | 44.382 | 280.5 | 1:18:32.220 | 50 Ferrari AF Corse 1. Antonio FUOCO 2. Miguel MOLINA 3. Nicklas NIELSEN Ferrari 499P HYPERCAR H | | | | | | | |
| 36 | 2 | 1:43.132 | 25.195 | 32.899 | 45.038 | 259.6 | 1:20:15.352 | 1 | 2 | 2:38.619 B | 59.410 | 39.080 | 1:00.129 | 94.5 | 2:38.619 |
| 37 | 2 | 1:47.582 | 25.098 | 34.537 | 47.947 | 266.7 | 1:22:02.934 | 2 | 2 | 7:45.752 | 6:23.512 | 36.764 | 45.476 | 135.5 | 10:24.371 |
| 38 | 2 | 1:42.871 | 25.002 | 32.695 | 45.174 | 250.0 | 1:23:45.805 | 3 | 2 | 1:48.649 | 28.933 | 34.266 | 45.450 | 238.9 | 12:13.020 |
| 39 | 2 | 1:51.593 B | 24.875 | 32.330 | 54.388 | 274.1 | 1:25:37.398 | 4 | 2 | 1:43.159 | 25.214 | 33.381 | 44.564 | 220.0 | 13:56.179 |
| 40 | 2 | 2:54.817 | 1:22.691 | 41.810 | 50.316 | 99.4 | 1:28:32.215 | 5 | 2 | 1:44.214 | 25.699 | 33.313 | 45.202 | 244.3 | 15:40.393 |
| 41 | 2 | 1:42.796 | 25.408 | 33.502 | 43.886 | 226.9 | 1:30:15.011 | 6 | 2 | 1:42.462 | 24.819 | 33.083 | 44.560 | 255.3 | 17:22.855 |
| 41 | | Team WRT 1. Rui ANDRADE 2. Robert KUBICA | | | 3. Louis DELÉTRAZ | | | Oreca 07 - Gibson LMP2 | | | | | | | |
| 1 | 2 | 2:54.322 | 1:17.172 | 40.123 | 57.027 | 119.3 | 2:54.322 | 7 | 2 | 1:47.252 | 25.439 | 35.854 | 45.959 | 284.2 | 19:10.107 |
| 2 | 2 | 1:51.901 | 28.345 | 35.938 | 47.618 | 224.5 | 4:46.223 | 8 | 2 | 1:42.178 | 24.388 | 33.234 | 44.556 | 270.7 | 20:52.285 |
| 3 | 2 | 2:00.223 | 31.387 | 36.434 | 52.402 | 252.9 | 6:46.446 | 9 | 2 | 1:42.539 | 24.804 | 33.063 | 44.672 | 261.5 | 22:34.824 |
| 4 | 2 | 1:47.300 | 26.468 | 34.483 | 46.349 | 242.7 | 8:33.746 | 10 | 2 | 1:42.536 | 24.835 | 32.852 | 44.849 | 268.0 | 24:17.360 |
| 5 | 2 | 1:53.810 | 26.615 | 34.640 | 52.555 | 239.5 | 10:27.556 | 11 | 2 | 1:45.216 | 25.540 | 34.163 | 45.513 | 237.9 | 26:02.576 |
| 6 | 2 | 2:01.943 B | 26.678 | 34.688 | 1:00.577 | 235.3 | 12:29.499 | 12 | 2 | 1:44.653 | 24.801 | 33.801 | 46.051 | 245.5 | 27:47.229 |
| 7 | 2 | 5:52.582 | 4:30.051 | 35.530 | 47.001 | 137.6 | 18:22.081 | 13 | 2 | 1:49.401 B | 24.676 | 32.640 | 52.085 | 270.0 | 29:36.630 |
| 8 | 2 | 1:47.732 | 26.534 | 34.669 | 46.529 | 243.2 | 20:09.813 | 14 | 3 | 9:19.095 | 7:59.148 | 34.484 | 45.463 | 138.8 | 38:55.725 |
| 9 | 2 | 1:47.991 | 26.351 | 34.221 | 47.419 | 257.1 | 21:57.804 | 15 | 3 | 1:44.101 | 25.664 | 33.334 | 45.103 | 230.3 | 40:39.826 |
| 10 | 2 | 1:47.505 | 26.549 | 34.325 | 46.631 | 265.4 | 23:45.309 | 16 | 3 | 1:43.485 | 25.153 | 32.306 | 46.026 | 243.8 | 42:23.311 |
| 11 | 2 | 1:47.232 | 26.234 | 33.839 | 47.159 | 261.5 | 25:32.541 | 17 | 3 | 1:42.926 | 25.263 | 32.725 | 44.938 | 237.4 | 44:06.237 |
| 12 | 2 | 1:58.907 | 29.270 | 39.082 | 50.555 | 278.4 | 27:31.448 | 18 | 3 | 1:43.316 | 25.000 | 32.273 | 46.043 | 248.3 | 45:49.553 |
| 13 | 2 | 1:55.550 B | 26.774 | 35.052 | 53.724 | 266.0 | 29:26.998 | 19 | 3 | 1:42.221 | 24.617 | 32.114 | 45.490 | 268.7 | 47:31.774 |
| 14 | 1 | 5:31.511 | 4:02.929 | 37.513 | 51.069 | 135.2 | 34:58.509 | 20 | 3 | 1:41.959 | 24.709 | 32.068 | 45.182 | 259.6 | 49:13.733 |
| 15 | 1 | 1:51.840 | 26.958 | 36.062 | 48.820 | 225.5 | 36:50.349 | 21 | 3 | 1:43.389 | 24.822 | 32.787 | 45.780 | 254.7 | 50:57.122 |
| 16 | 1 | 1:51.147 | 26.879 | 35.996 | 48.272 | 254.1 | 38:41.496 | 22 | 3 | 1:41.383 | 24.538 | 31.237 | 45.608 | 262.1 | 52:38.505 |
| 17 | 1 | 1:50.382 | 27.243 | 35.234 | 47.905 | 234.8 | 40:31.878 | 23 | 3 | 1:41.014 | 24.332 | 31.814 | 44.868 | 285.0 | 54:19.519 |
| 18 | 1 | 1:50.033 | 26.715 | 35.251 | 48.067 | 247.7 | 42:21.911 | 24 | 3 | 1:48.584 B | 24.518 | 31.543 | 52.523 | 264.7 | 56:08.103 |
| 19 | 1 | 1:48.514 | 26.407 | 34.593 | 47.514 | 253.5 | 44:10.425 | 25 | 3 | 3:09.953 | 1:36.864 | 41.871 | 51.218 | 99.1 | 59:18.056 |
| 20 | 1 | 1:49.721 | 27.693 | 34.851 | 47.177 | 210.9 | 46:00.146 | 26 | 3 | 2:43.888 B | 27.974 | 55.253 | 1:20.661 | 190.5 | 1:02:01.944 |
| 21 | 1 | 1:47.964 | 26.559 | 34.180 | 47.225 | 262.1 | 47:48.110 | 27 | 1 | 4:45.208 | 2:52.184 | 1:07.214 | 45.810 | 79.9 | 1:06:47.152 |
| 22 | 1 | 1:47.055 | 26.644 | 33.507 | 46.904 | 248.8 | 49:35.165 | 28 | 1 | 1:39.587 | 24.161 | 31.102 | 44.324 | 247.1 | 1:08:26.739 |
| 23 | 1 | 1:48.159 | 26.536 | 34.389 | 47.234 | 266.7 | 51:23.324 | 29 | 1 | 1:40.653 | 24.525 | 31.816 | 44.312 | 267.3 | 1:10:07.392 |
| 24 | 1 | 1:45.844 | 26.019 | 33.644 | 46.181 | 251.2 | 53:09.168 | 30 | 1 | 1:48.044 | 24.605 | 36.146 | 47.293 | 261.5 | 1:11:55.436 |
| 25 | 1 | 1:46.022 | 25.848 | 34.195 | 45.979 | 264.1 | 54:55.190 | 31 | 1 | 1:40.745 | 24.334 | 31.755 | 44.656 | 274.1 | 1:13:36.181 |
| 26 | 1 | 1:45.544 | 25.879 | 33.367 | 46.298 | 268.0 | 56:40.734 | 32 | 1 | 1:40.871 | 24.387 | 32.025 | 44.459 | 299.2 | 1:15:17.052 |
| 27 | 1 | 1:47.427 | 25.929 | 34.415 | 47.083 | 262.8 | 58:28.161 | 33 | 1 | 1:50.571 B | 24.893 | 33.170 | 52.508 | 245.5 | 1:17:07.623 |
| 28 | 1 | 2:07.346 B | 25.833 | 32.938 | 1:08.575 | 262.1 | 1:00:35.507 | 34 | 1 | 3:10.778 | 1:44.751 | 39.742 | 46.285 | 129.5 | 1:20:18.401 |
| 29 | 1 | 3:34.434 B | 1:06.508 | 1:07.847 | 1:20.079 | 79.9 | 1:04:09.941 | 35 | 1 | 1:38.923 | 23.875 | 30.823 | 44.225 | 282.0 | 1:21:57.324 |
| 30 | 3 | 3:37.547 | 2:11.152 | 36.420 | 49.975 | 78.7 | 1:07:47.488 | 36 | 1 | 1:47.646 B | 25.496 | 31.853 | 50.297 | 246.0 | 1:23:44.970 |
| 31 | 3 | 1:47.672 | 26.751 | 34.157 | 46.764 | 219.1 | 1:09:35.160 | 37 | 1 | 2:38.579 | 1:14.879 | 37.193 | 46.507 | 103.1 | 1:26:23.549 |
| 32 | 3 | 1:48.607 | 26.150 | 36.131 | 46.326 | 234.3 | 1:11:23.767 | 38 | 1 | 1:37.616 | 24.390 | 30.644 | 42.582 | 241.1 | 1:28:01.165 |
| 33 | 3 | 1:46.003 | 26.172 | 33.654 | 46.177 | 250.6 | 1:13:09.770 | 39 | 1 | 1:35.649 | 24.030 | 29.755 | 41.864 | 250.0 | 1:29:36.814 |
| | | | | | | | | 40 | 1 | 1:46.710 B | 22.937 | 30.360 | 53.413 | 298.3 | 1:31:23.524 |



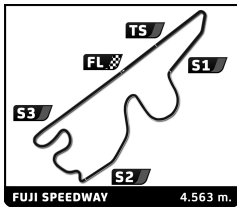


FIA WEC 6 Hours of Fuji Free Practice 1 Sector Analysis

| Lap under Red Flag | | | | | | | | | | | Invalidated Lap | Personal Best | Session Best | B Crossing the pit lane | |
|--------------------------|---|-------------------------|-----------------------|-------------------|---------------|----------|-------------------------|-----|---|---------------------|-----------------|-------------------|---------------|-------------------------|-------------|
| Lap | D | Time | Sector 1 | Sector 2 | Sector 3 | T. Spd | Elapsed | Lap | D | Time | Sector 1 | Sector 2 | Sector 3 | T. Spd | Elapsed |
| 51 | | Ferrari AF Corse | | | | | Ferrari 499P HYPERCAR H | | | | | | | | |
| 1. Alessandro PIER GUIDI | | | 3. Antonio GIOVINAZZI | | | | | | | | | | | | |
| 2. James CALADO | | | | | | | | | | | | | | | |
| 1 | 1 | 2:37.344 B | 57.528 | 39.447 | 1:00.369 | 88.3 | 2:37.344 | 7 | 2 | 1:51.165 | 27.794 | 35.262 | 48.109 | 246.6 | 17:01.373 |
| 2 | 1 | 7:17.693 | 5:57.446 | 35.168 | 45.079 | 143.4 | 9:55.037 | 8 | 2 | 1:53.257 | 26.732 | 35.715 | 50.810 | 236.3 | 18:54.630 |
| 3 | 1 | 1:43.150 | 25.610 | 33.129 | 44.411 | 223.1 | 11:38.187 | 9 | 2 | 2:04.165 B | 27.498 | 36.410 | 1:00.257 | 219.1 | 20:58.795 |
| 4 | 1 | 1:42.266 | 25.035 | 32.715 | 44.516 | 235.8 | 13:20.453 | 10 | 2 | 4:00.680 | 2:33.415 | 38.419 | 48.846 | 108.3 | 24:59.475 |
| 5 | 1 | 1:43.797 | 25.085 | 33.427 | 45.285 | 235.3 | 15:04.250 | 11 | 2 | 1:52.410 | 27.004 | 37.971 | 47.435 | 236.8 | 26:51.885 |
| 6 | 1 | 1:44.356 | 25.045 | 32.396 | 46.915 | 237.4 | 16:48.606 | 12 | 2 | 1:49.909 | 27.158 | 35.157 | 47.594 | 232.8 | 28:41.794 |
| 7 | 1 | 1:41.596 | 24.637 | 32.610 | 44.349 | 262.1 | 18:30.202 | 13 | 2 | 1:49.306 | 27.116 | 34.810 | 47.380 | 240.0 | 30:31.100 |
| 8 | 1 | 1:42.962 | 24.692 | 33.642 | 44.628 | 261.5 | 20:13.164 | 14 | 2 | 1:49.116 | 26.636 | 35.132 | 47.348 | 243.8 | 32:20.216 |
| 9 | 1 | 1:42.562 | 24.545 | 32.476 | 45.541 | 266.0 | 21:55.726 | 15 | 2 | 1:49.075 | 26.840 | 34.643 | 47.592 | 246.0 | 34:09.291 |
| 10 | 1 | 1:41.825 | 24.628 | 32.518 | 44.679 | 259.6 | 23:37.551 | 16 | 2 | 1:56.732 B | 27.016 | 35.681 | 54.035 | 244.3 | 36:06.023 |
| 11 | 1 | 1:52.669 B | 25.472 | 34.614 | 52.583 | 255.9 | 25:30.220 | 17 | 1 | 4:07.265 | 2:31.514 | 42.292 | 53.459 | 122.4 | 40:13.288 |
| 12 | 2 | 7:36.113 | 6:16.770 | 34.304 | 45.039 | 138.5 | 33:06.333 | 18 | 1 | 1:53.300 | 28.811 | 36.183 | 48.306 | 187.8 | 42:06.588 |
| 13 | 2 | 1:46.056 | 24.669 | 33.669 | 47.718 | 272.7 | 34:52.389 | 19 | 1 | 1:52.551 | 28.602 | 35.574 | 48.375 | 191.8 | 43:59.139 |
| 14 | 2 | 1:41.806 | 24.622 | 32.698 | 44.486 | 281.2 | 36:34.195 | 20 | 1 | 1:51.512 | 27.792 | 35.499 | 48.221 | 208.5 | 45:50.651 |
| 15 | 2 | 1:41.456 | 24.856 | 32.037 | 44.563 | 287.2 | 38:15.651 | 21 | 1 | 1:51.898 | 27.473 | 35.912 | 48.513 | 231.3 | 47:42.549 |
| 16 | 2 | 1:46.619 | 25.593 | 34.303 | 46.723 | 246.0 | 40:02.270 | 22 | 1 | 1:50.896 | 27.453 | 35.492 | 47.951 | 231.8 | 49:33.445 |
| 17 | 2 | 1:41.867 | 24.811 | 32.066 | 44.990 | 287.2 | 41:44.137 | 23 | 1 | 1:51.732 | 27.187 | 35.452 | 49.093 | 236.3 | 51:25.177 |
| 18 | 2 | 1:43.453 | 24.789 | 32.812 | 45.852 | 274.1 | 43:27.590 | 24 | 1 | 1:49.958 | 26.985 | 34.972 | 48.001 | 238.9 | 53:15.135 |
| 19 | 2 | 1:53.204 B | 25.505 | 32.979 | 54.720 | 229.8 | 45:20.794 | 25 | 1 | 1:52.172 | 27.273 | 36.028 | 48.871 | 214.7 | 55:07.307 |
| 20 | 2 | 4:33.215 | 3:09.173 | 36.962 | 47.080 | 131.7 | 49:54.009 | 26 | 1 | 1:49.907 | 26.917 | 35.006 | 47.984 | 241.6 | 56:57.214 |
| 21 | 2 | 1:40.498 | 24.546 | 31.551 | 44.401 | 273.4 | 51:34.507 | 27 | 1 | 1:49.962 | 27.009 | 35.237 | 47.716 | 239.5 | 58:47.176 |
| 22 | 2 | 1:41.442 | 24.667 | 32.178 | 44.597 | 268.0 | 53:15.949 | 28 | 1 | 2:22.842 B | 27.130 | 36.972 | 1:18.740 | 241.6 | 1:01:10.018 |
| 23 | 2 | 1:40.192 | 24.280 | 31.548 | 44.364 | 293.5 | 54:56.141 | 29 | 3 | 4:56.700 | 2:34.107 | 1:07.771 | 1:14.822 | 79.6 | 1:06:06.718 |
| 24 | 2 | 1:48.505 B | 25.222 | 32.384 | 50.899 | 247.7 | 56:44.646 | 30 | 3 | 1:51.255 | 29.764 | 34.370 | 47.121 | 185.6 | 1:07:57.973 |
| 25 | 3 | 3:39.040 | 2:05.696 | 32.935 | 1:00.409 | 148.4 | 1:00:23.686 | 31 | 3 | 1:48.622 | 27.112 | 34.723 | 46.787 | 211.8 | 1:09:46.595 |
| 26 | 3 | 3:26.455 | 58.690 | 1:08.116 | 1:19.649 | 80.1 | 1:03:50.141 | 32 | 3 | 1:49.082 | 27.170 | 34.969 | 46.943 | 212.6 | 1:11:35.677 |
| 27 | 3 | 2:52.295 | 59.460 | 1:08.079 | 44.756 | 79.8 | 1:06:42.436 | 33 | 3 | 1:49.091 | 27.318 | 34.798 | 46.975 | 214.7 | 1:13:24.768 |
| 28 | 3 | 1:39.198 | 24.554 | 31.203 | 43.441 | 254.1 | 1:08:21.634 | 34 | 3 | 1:49.675 | 27.359 | 35.278 | 47.038 | 216.4 | 1:15:14.443 |
| 29 | 3 | 1:40.506 | 24.592 | 31.975 | 43.939 | 249.4 | 1:10:02.140 | 35 | 3 | 1:48.628 | 26.648 | 34.576 | 47.404 | 239.5 | 1:17:03.071 |
| 30 | 3 | 1:40.664 | 24.638 | 31.868 | 44.158 | 257.1 | 1:11:42.804 | 36 | 3 | 1:47.806 | 26.790 | 34.125 | 46.891 | 225.9 | 1:18:50.877 |
| 31 | 3 | 1:41.899 | 24.605 | 32.771 | 44.523 | 266.0 | 1:13:24.703 | 37 | 3 | 1:47.450 | 26.480 | 34.292 | 46.678 | 251.2 | 1:20:38.327 |
| 32 | 3 | 1:42.004 | 25.054 | 32.243 | 44.707 | 252.9 | 1:15:06.707 | 38 | 3 | 1:48.099 | 26.821 | 34.688 | 46.590 | 238.9 | 1:22:26.426 |
| 33 | 3 | 1:40.741 | 24.539 | 31.888 | 44.314 | 277.6 | 1:16:47.448 | 39 | 3 | 1:47.444 | 26.414 | 34.263 | 46.767 | 257.1 | 1:24:13.870 |
| 34 | 3 | 1:40.810 | 24.534 | 31.645 | 44.631 | 260.2 | 1:18:28.258 | 40 | 3 | 1:48.055 | 26.817 | 33.975 | 47.263 | 243.2 | 1:26:01.925 |
| 35 | 3 | 1:41.168 | 24.731 | 32.103 | 44.334 | 266.7 | 1:20:09.426 | 41 | 3 | 1:47.602 | 26.471 | 33.849 | 47.282 | 244.3 | 1:27:49.527 |
| 36 | 3 | 1:52.831 | 24.057 | 31.448 | 57.326 | 279.1 | 1:22:02.257 | 42 | 3 | 1:47.198 | 26.094 | 34.404 | 46.700 | 238.9 | 1:29:36.725 |
| 37 | 3 | 2:08.280 | 32.567 | 48.258 | 47.455 | 213.9 | 1:24:10.537 | 43 | 3 | 1:47.214 | 26.120 | 34.190 | 46.904 | 254.1 | 1:31:23.939 |
| 38 | 3 | 1:38.799 | 23.977 | 31.418 | 43.404 | 268.7 | 1:25:49.336 | | | | | | | | |
| 39 | 3 | 1:41.521 | 24.045 | 32.762 | 44.714 | 276.2 | 1:27:30.857 | | | | | | | | |
| 40 | 3 | 1:38.258 | 23.658 | 30.745 | 43.855 | 277.6 | 1:29:09.115 | | | | | | | | |
| 41 | 3 | 1:39.060 | 23.885 | 31.103 | 44.072 | 278.4 | 1:30:48.175 | | | | | | | | |
| 56 | | Project 1 - AO | | | | | Porsche 911 RSR - 19 | | | | | | | | |
| 1. PJ HYETT | | | 3. Matteo CAIROLI | | | LMGTE Am | | | | | | | | | |
| 2. Gunnar JEANNETTE | | | | | | | | | | | | | | | |
| 1 | 3 | 2:16.438 B | 40.415 | 39.728 | 56.295 | 115.3 | 2:16.438 | 1 | 3 | 1:51.165 | 27.794 | 35.262 | 48.109 | 246.6 | 17:01.373 |
| 2 | 3 | 4:32.462 | 3:08.864 | 36.179 | 47.419 | 127.2 | 6:48.900 | 2 | 3 | 1:53.257 | 26.732 | 35.715 | 50.810 | 236.3 | 18:54.630 |
| 3 | 3 | 1:49.596 | 27.249 | 35.206 | 47.141 | 234.3 | 8:38.496 | 3 | 3 | 2:04.165 B | 27.498 | 36.410 | 1:00.257 | 219.1 | 20:58.795 |
| 4 | 3 | 1:49.284 | 26.851 | 34.862 | 47.571 | 241.6 | 10:27.780 | 4 | 3 | 1:52.410 | 27.004 | 37.971 | 47.435 | 236.8 | 26:51.885 |
| 5 | 3 | 1:56.983 B | 27.338 | 34.979 | 54.666 | 241.1 | 12:24.763 | 5 | 3 | 1:49.909 | 27.158 | 35.157 | 47.594 | 232.8 | 28:41.794 |
| 6 | 3 | 2:50.139 | 1:24.771 | 35.150 | 50.218 | 131.2 | 15:14.902 | 6 | 3 | 1:49.306 | 27.116 | 34.810 | 47.380 | 240.0 | 30:31.100 |
| 7 | 3 | 1:48.725 | 27.643 | 34.090 | 46.992 | 247.1 | 17:03.627 | 7 | 3 | 1:49.116 | 26.636 | 35.132 | 47.348 | 243.8 | 32:20.216 |
| 8 | 3 | 1:48.790 | 26.854 | 34.471 | 47.465 | 242.7 | 18:52.417 | 8 | 3 | 1:49.075 | 26.840 | 34.643 | 47.592 | 246.0 | 34:09.291 |
| 9 | 3 | 1:47.230 | 26.708 | 33.922 | 46.600 | 244.3 | 20:39.647 | 9 | 3 | 1:56.732 B | 27.016 | 35.681 | 54.035 | 244.3 | 36:06.023 |
| 10 | 3 | 1:53.201 B | 26.521 | 34.403 | 52.277 | 249.4 | 22:32.848 | 10 | 3 | 4:07.265 | 2:31.514 | 42.292 | 53.459 | 122.4 | 40:13.288 |
| 11 | 2 | 4:49.954 | 3:23.578 | 37.495 | 48.881 | 135.5 | 27:22.802 | 11 | 3 | 1:53.300 | 28.811 | 36.183 | 48.306 | 187.8 | 42:06.588 |
| 12 | 2 | 1:52.370 | 28.518 | 36.061 | 47.791 | 185.2 | 29:15.172 | 12 | 3 | 1:52.551 | 28.602 | 35.574 | 48.375 | 191.8 | 43:59.139 |
| 13 | 2 | 2:04.934 B | 28.172 | 36.100 | 1:00.662 | 192.2 | 31:20.106 | 13 | 3 | 1:51.898 | 27.473 | 35.912 | 48.513 | 231.3 | 47:42.549 |

| | | | | | | | | | | | | | | |
|--------------------------|---|-----------------|-----------------|--------|--------|-------|------------------------------|--|--|--|--|--|--|--|
| 54 | | AF Corse | | | | | Ferrari 488 GTE Evo LMGTE Am | | | | | | | |
| 1. Thomas FLOHR | | | 3. Davide RIGON | | | | | | | | | | | |
| 2. Francesco CASTELLACCI | | | | | | | | | | | | | | |
| 1 | 2 | 3:43.885 | 2:12.462 | 41.425 | 49.998 | 111.5 | 3:43.885 | | | | | | | |
| 2 | 2 | 1:53.103 | 28.024 | 36.997 | 48.082 | 198.9 | 5:36.988 | | | | | | | |
| 3 | 2 | 1:51.376 | 27.250 | 35.968 | 48.158 | 236.8 | 7:28.364 | | | | | | | |
| 4 | 2 | 2:02.437 B | 27.535 | 38.288 | 56.614 | 229.3 | 9:30.801 | | | | | | | |
| 5 | 2 | 3:49.123 | 2:25.634 | 35.547 | 47.942 | 136.2 | 13:19.924 | | | | | | | |
| 6 | 2 | 1:50.284 | 27.126 | 35.156 | 48.002 | 222.2 | 15:10.208 | | | | | | | |

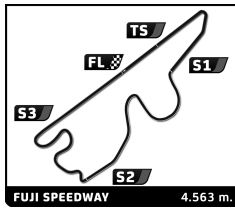




FIA WEC
6 Hours of Fuji
Free Practice 1
Sector Analysis

Lap under Red Flag Invalidated Lap Personal Best Session Best Crossing the pit lane

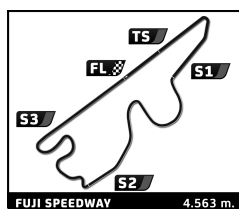
| Lap | D | Time | Sector 1 | Sector 2 | Sector 3 | T. Spd | Elapsed | Lap | D | Time | Sector 1 | Sector 2 | Sector 3 | T. Spd | Elapsed |
|---|---|------------|----------|----------|----------|--------|-------------|--|----------|------------|----------|----------|----------|-----------|-------------|
| 14 | 1 | 3:56.555 | 2:28.375 | 38.369 | 49.811 | 138.1 | 35:16.661 | 23 | 3 | 4:28.241 | 2:59.818 | 37.977 | 50.446 | 114.4 | 56:37.770 |
| 15 | 1 | 1:55.399 | 28.963 | 37.689 | 48.747 | 179.4 | 37:12.060 | 24 | 3 | 1:50.811 | 27.407 | 35.051 | 48.353 | 228.8 | 58:28.581 |
| 16 | 1 | 1:57.729 | 29.513 | 39.383 | 48.833 | 195.3 | 39:09.789 | 25 | 3 | 2:12.418 | 27.344 | 35.284 | 1:09.790 | 216.9 | 1:00:40.999 |
| 17 | 1 | 1:51.862 | 27.651 | 36.153 | 48.058 | 220.9 | 41:01.651 | 26 | 3 | 3:25.492 B | 58.959 | 1:07.157 | 1:19.376 | 80.1 | 1:04:06.491 |
| 18 | 1 | 1:52.690 | 27.417 | 36.614 | 48.659 | 251.7 | 42:54.341 | 27 | 3 | 2:54.588 | 1:09.670 | 56.898 | 48.020 | 69.2 | 1:07:01.079 |
| 19 | 1 | 1:56.604 | 28.019 | 38.911 | 49.674 | 222.2 | 44:50.945 | 28 | 3 | 1:50.001 | 27.129 | 34.928 | 47.944 | 228.8 | 1:08:51.080 |
| 20 | 1 | 1:52.875 | 27.910 | 36.322 | 48.643 | 225.5 | 46:43.820 | 29 | 3 | 1:51.536 | 27.348 | 35.347 | 48.841 | 240.5 | 1:10:42.616 |
| 21 | 1 | 1:50.838 | 27.157 | 35.524 | 48.157 | 254.1 | 48:34.658 | 30 | 3 | 1:53.297 | 28.172 | 36.026 | 49.099 | 202.2 | 1:12:35.913 |
| 22 | 1 | 1:51.282 | 27.501 | 35.285 | 48.496 | 246.6 | 50:25.940 | 31 | 3 | 1:51.822 | 27.491 | 35.597 | 48.734 | 238.9 | 1:14:27.735 |
| 23 | 1 | 1:54.257 | 28.103 | 37.113 | 49.041 | 247.7 | 52:20.197 | 32 | 3 | 1:51.797 | 27.864 | 35.573 | 48.360 | 216.9 | 1:16:19.532 |
| 24 | 1 | 2:02.211 B | 27.408 | 35.926 | 58.877 | 250.0 | 54:22.408 | 33 | 3 | 1:51.283 | 27.261 | 35.344 | 48.678 | 234.3 | 1:18:10.815 |
| 25 | 2 | 3:19.113 | 1:55.690 | 35.937 | 47.486 | 137.1 | 57:41.521 | 34 | 3 | 1:53.044 | 27.120 | 35.387 | 50.537 | 239.5 | 1:20:03.859 |
| 26 | 2 | 1:50.214 | 27.478 | 35.276 | 47.460 | 218.2 | 59:31.735 | 35 | 3 | 1:51.933 | 26.939 | 36.173 | 48.821 | 243.2 | 1:21:55.792 |
| 27 | 2 | 2:52.658 | 27.560 | 1:07.604 | 1:17.494 | 214.3 | 1:02:24.393 | 36 | 3 | 1:57.641 | 28.113 | 36.036 | 53.492 | 233.8 | 1:23:53.433 |
| 28 | 2 | 3:24.690 | 58.991 | 1:07.624 | 1:18.075 | 79.6 | 1:05:49.083 | 37 | 3 | 1:51.434 | 27.152 | 35.450 | 48.832 | 226.9 | 1:25:44.867 |
| 29 | 2 | 2:01.553 | 39.402 | 34.992 | 47.159 | 186.9 | 1:07:50.636 | 38 | 3 | 1:53.082 | 26.776 | 37.586 | 48.720 | 239.5 | 1:27:37.949 |
| 30 | 2 | 1:50.596 | 27.508 | 34.581 | 48.507 | 222.2 | 1:09:41.232 | 39 | 3 | 1:51.405 | 26.767 | 35.146 | 49.492 | 235.3 | 1:29:29.354 |
| 31 | 2 | 1:50.851 | 27.840 | 35.123 | 47.888 | 214.7 | 1:11:32.083 | 40 | 3 | 1:49.706 | 26.557 | 35.338 | 47.811 | 241.6 | 1:31:19.060 |
| 32 | 2 | 1:50.516 | 27.715 | 35.278 | 47.523 | 221.3 | 1:13:22.599 | 60 Iron Lynx 1. Claudio SCHIAVONI Porsche 911 RSR - 19 2. Matteo CRESSONI LMGT E Am | | | | | | | |
| 33 | 2 | 1:52.757 | 28.715 | 35.616 | 48.426 | 214.3 | 1:15:15.356 | 1 | 3 | 2:51.628 B | 1:09.746 | 41.152 | 1:00.730 | 107.4 | 2:51.628 |
| 34 | 2 | 2:01.136 B | 28.141 | 35.481 | 57.514 | 222.7 | 1:17:16.492 | 2 | 3 | 3:39.450 | 2:15.289 | 36.713 | 47.448 | 136.0 | 6:31.078 |
| 35 | 1 | 3:06.419 | 1:41.888 | 36.791 | 47.740 | 137.9 | 1:20:22.911 | 3 | 3 | 1:49.604 | 27.274 | 34.909 | 47.421 | 233.8 | 8:20.682 |
| 36 | 1 | 1:50.701 | 27.217 | 36.039 | 47.445 | 230.8 | 1:22:13.612 | 4 | 3 | 1:49.660 | 26.986 | 35.157 | 47.517 | 240.0 | 10:10.342 |
| 37 | 1 | 1:52.355 | 27.512 | 35.815 | 49.028 | 242.7 | 1:24:05.967 | 5 | 3 | 1:49.672 | 26.934 | 35.056 | 47.682 | 247.1 | 12:00.014 |
| 38 | 1 | 1:51.181 | 27.534 | 35.828 | 47.819 | 223.1 | 1:25:57.148 | 6 | 3 | 1:49.668 | 27.209 | 34.843 | 47.616 | 231.8 | 13:49.682 |
| 39 | 1 | 1:50.878 | 26.887 | 36.054 | 47.937 | 242.2 | 1:27:48.026 | 7 | 3 | 1:50.332 | 27.363 | 35.029 | 47.940 | 248.8 | 15:40.014 |
| 40 | 1 | 1:51.789 | 26.927 | 36.250 | 48.612 | 252.3 | 1:29:39.815 | 8 | 3 | 1:50.484 | 27.399 | 34.892 | 48.193 | 228.3 | 17:30.498 |
| 41 | 1 | 1:51.395 | 26.563 | 35.471 | 49.361 | 257.8 | 1:31:31.210 | 9 | 3 | 1:57.437 B | 27.230 | 35.332 | 54.875 | 243.2 | 19:27.935 |
| 57 Kessel Racing 1. Takeshi KIMURA Ferrari 488 GTE Evo 2. Scott HUFFAKER LMGT E Am 3. Ritomo MIYATA | | | | | | | 10 | 1 | 4:43.627 | 3:08.908 | 42.439 | 52.280 | 105.9 | 24:11.562 | |
| 1 | 2 | 6:26.401 B | 4:45.556 | 40.862 | 59.983 | 121.8 | 6:26.401 | 11 | 1 | 2:04.066 | 32.558 | 40.798 | 50.710 | 202.2 | 26:15.628 |
| 2 | 2 | 4:35.144 | 3:10.844 | 36.473 | 47.827 | 134.5 | 11:01.545 | 12 | 1 | 2:01.358 | 29.403 | 41.031 | 50.924 | 186.2 | 28:16.986 |
| 3 | 2 | 1:50.853 | 27.502 | 35.698 | 47.653 | 204.9 | 12:52.398 | 13 | 1 | 1:59.652 | 29.894 | 38.506 | 51.252 | 185.6 | 30:16.638 |
| 4 | 2 | 1:51.066 | 27.220 | 35.989 | 47.857 | 216.9 | 14:43.464 | 14 | 1 | 2:04.237 | 30.944 | 40.276 | 53.017 | 220.0 | 32:20.875 |
| 5 | 2 | 1:51.097 | 27.086 | 35.330 | 48.681 | 242.2 | 16:34.561 | 15 | 1 | 1:59.144 | 28.920 | 38.099 | 52.125 | 218.6 | 34:20.019 |
| 6 | 2 | 1:52.442 | 27.314 | 36.579 | 48.549 | 234.8 | 18:27.003 | 16 | 1 | 1:58.313 | 28.564 | 38.407 | 51.342 | 226.9 | 36:18.332 |
| 7 | 2 | 1:52.546 | 27.132 | 36.747 | 48.667 | 246.6 | 20:19.549 | 17 | 1 | 1:58.302 | 29.122 | 38.574 | 50.606 | 214.3 | 38:16.634 |
| 8 | 2 | 1:52.162 | 27.230 | 35.934 | 48.998 | 240.5 | 22:11.711 | 18 | 1 | 1:59.779 | 28.741 | 39.169 | 51.869 | 212.2 | 40:16.413 |
| 9 | 2 | 1:53.384 | 27.910 | 36.678 | 48.796 | 220.9 | 24:05.095 | 19 | 1 | 1:55.821 | 28.314 | 37.015 | 50.492 | 204.5 | 42:12.234 |
| 10 | 2 | 1:59.966 B | 27.524 | 36.498 | 55.944 | 232.3 | 26:05.061 | 20 | 1 | 1:57.028 | 28.275 | 36.914 | 51.839 | 216.0 | 44:09.262 |
| 11 | 1 | 4:41.752 | 3:08.216 | 41.004 | 52.532 | 75.3 | 30:46.813 | 21 | 1 | 1:57.877 | 30.368 | 37.577 | 49.932 | 198.2 | 46:07.139 |
| 12 | 1 | 1:57.795 | 28.540 | 36.851 | 52.404 | 202.2 | 32:44.608 | 22 | 1 | 1:57.032 | 28.724 | 38.154 | 50.154 | 211.8 | 48:04.171 |
| 13 | 1 | 1:55.804 | 28.409 | 38.335 | 49.060 | 190.8 | 34:40.412 | 23 | 1 | 1:57.086 | 28.250 | 38.369 | 50.467 | 214.3 | 50:01.257 |
| 14 | 1 | 1:54.398 | 27.896 | 37.457 | 49.045 | 194.9 | 36:34.810 | 24 | 1 | 1:56.362 | 28.567 | 36.461 | 51.334 | 228.3 | 51:57.619 |
| 15 | 1 | 1:57.243 | 28.053 | 37.125 | 52.065 | 193.5 | 38:32.053 | 25 | 1 | 1:55.589 | 27.795 | 36.407 | 51.387 | 229.8 | 53:53.208 |
| 16 | 1 | 1:54.490 | 27.992 | 36.882 | 49.616 | 214.3 | 40:26.543 | 26 | 1 | 1:54.934 | 27.879 | 36.495 | 50.560 | 227.8 | 55:48.142 |
| 17 | 1 | 1:58.425 | 28.749 | 40.067 | 49.609 | 215.1 | 42:24.968 | 27 | 1 | 1:57.883 | 28.020 | 38.783 | 51.080 | 232.3 | 57:46.025 |
| 18 | 1 | 1:54.691 | 27.758 | 36.429 | 50.504 | 227.8 | 44:19.659 | 28 | 1 | 2:05.347 B | 27.984 | 36.612 | 1:00.751 | 223.6 | 59:51.372 |
| 19 | 1 | 1:54.577 | 27.530 | 37.829 | 49.218 | 226.4 | 46:14.236 | 29 | 2 | 8:24.814 | 7:01.263 | 35.251 | 48.300 | 136.5 | 1:08:16.186 |
| 20 | 1 | 1:55.199 | 27.776 | 38.012 | 49.411 | 213.9 | 48:09.435 | 30 | 2 | 1:50.988 | 27.225 | 35.630 | 48.133 | 233.8 | 1:10:07.174 |
| 21 | 1 | 1:53.735 | 27.702 | 36.548 | 49.485 | 224.1 | 50:03.170 | 31 | 2 | 1:52.566 | 27.367 | 35.741 | 49.458 | 231.3 | 1:11:59.740 |
| 22 | 1 | 2:06.359 B | 29.056 | 37.551 | 59.752 | 181.2 | 52:09.529 | 32 | 2 | 1:52.532 | 27.284 | 36.303 | 48.945 | 241.6 | 1:13:52.272 |



FIA WEC 6 Hours of Fuji Free Practice 1 Sector Analysis

Lap under Red Flag Invalidated Lap Personal Best Session Best Crossing the pit lane

| Lap | D | Time | Sector 1 | Sector 2 | Sector 3 | T. Spd | Elapsed | Lap | D | Time | Sector 1 | Sector 2 | Sector 3 | T. Spd | Elapsed |
|-----------|--|---------------------|--------------------|-------------------|--------------------------------|--------|-------------|-----|---|---------------------|---------------|-------------------|-------------------|--------|-------------|
| 33 | 2 | 1:51.733 | 27.391 | 35.809 | 48.533 | 245.5 | 1:15:44.005 | 4 | 3 | 1:50.739 | 27.199 | 35.646 | 47.894 | 222.7 | 8:13.544 |
| 34 | 2 | 1:59.785 B | 27.476 | 35.055 | 57.254 | 248.8 | 1:17:43.790 | 5 | 3 | 1:51.994 | 26.951 | 35.319 | 49.724 | 240.0 | 10:05.538 |
| 35 | 2 | 4:47.661 | 3:18.381 | 37.123 | 52.157 | 137.2 | 1:22:31.451 | 6 | 3 | 1:53.526 | 29.500 | 36.002 | 48.024 | 247.7 | 11:59.064 |
| 36 | 2 | 1:49.307 | 26.953 | 34.818 | 47.536 | 248.3 | 1:24:20.758 | 7 | 3 | 1:52.549 | 27.044 | 35.296 | 50.209 | 230.8 | 13:51.613 |
| 37 | 2 | 1:49.687 | 26.581 | 35.074 | 48.032 | 256.5 | 1:26:10.445 | 8 | 3 | 1:52.012 | 27.781 | 35.447 | 48.784 | 252.9 | 15:43.625 |
| 38 | 2 | 1:49.060 | 26.587 | 34.901 | 47.572 | 261.5 | 1:27:59.505 | 9 | 3 | 1:59.814 B | 27.349 | 35.277 | 57.188 | 242.2 | 17:43.439 |
| 39 | 2 | 1:50.409 | 26.469 | 35.270 | 48.670 | 260.9 | 1:29:49.914 | 10 | 3 | 2:49.758 | 1:24.378 | 37.324 | 48.056 | 125.0 | 20:33.197 |
| 40 | 2 | 1:49.254 | 26.682 | 35.445 | 47.127 | 260.9 | 1:31:39.168 | 11 | 3 | 1:49.425 | 27.276 | 34.818 | 47.331 | 216.4 | 22:22.622 |
| 63 | Prema Racing 1. Doriane PIN 2. Andrea CALDARELLI | | 3. Daniil KVIYAT | | Oreca 07 - Gibson LMP2 | | | 12 | 3 | 1:52.807 | 27.057 | 35.164 | 50.586 | 236.3 | 24:15.429 |
| 1 | 2 | 2:45.539 B | 1:02.055 | 40.356 | 1:03.128 | 98.1 | 2:45.539 | 13 | 3 | 1:51.341 | 27.173 | 35.645 | 48.523 | 230.3 | 26:06.770 |
| 2 | 2 | 9:28.954 | 8:03.217 | 37.775 | 47.962 | 129.3 | 12:14.493 | 14 | 3 | 1:48.684 | 27.012 | 34.708 | 46.964 | 237.9 | 27:55.454 |
| 3 | 2 | 1:49.600 | 27.772 | 35.090 | 46.738 | 199.6 | 14:04.093 | 15 | 3 | 1:49.803 | 26.818 | 34.644 | 47.424 | 238.4 | 29:44.337 |
| 4 | 2 | 1:48.500 | 26.956 | 34.662 | 46.882 | 218.2 | 15:52.593 | 16 | 3 | 1:56.897 B | 27.167 | 35.659 | 54.071 | 242.2 | 31:41.234 |
| 5 | 2 | 1:47.695 | 26.755 | 34.548 | 46.392 | 219.5 | 17:40.288 | 17 | 1 | 3:31.700 | 2:02.322 | 38.436 | 50.942 | 135.8 | 35:12.934 |
| 6 | 2 | 1:47.507 | 26.787 | 34.240 | 46.480 | 224.1 | 19:27.795 | 18 | 1 | 1:58.460 | 28.800 | 38.950 | 50.710 | 200.0 | 37:11.394 |
| 7 | 2 | 1:46.362 | 26.144 | 33.945 | 46.273 | 245.5 | 21:14.157 | 19 | 1 | 1:58.452 | 29.576 | 39.191 | 49.685 | 205.3 | 39:09.846 |
| 8 | 2 | 1:48.831 | 26.565 | 34.717 | 47.549 | 232.8 | 23:02.988 | 20 | 1 | 1:55.234 | 28.757 | 36.760 | 49.717 | 195.7 | 41:05.080 |
| 9 | 2 | 1:48.559 | 26.457 | 33.833 | 48.269 | 243.8 | 24:51.547 | 21 | 1 | 1:56.173 | 28.384 | 37.720 | 50.069 | 204.2 | 43:01.253 |
| 10 | 2 | 1:46.389 | 26.279 | 33.754 | 46.356 | 249.4 | 26:37.936 | 22 | 1 | 1:55.245 | 28.107 | 36.868 | 50.270 | 214.3 | 44:56.498 |
| 11 | 2 | 1:57.072 B | 27.151 | 34.868 | 55.053 | 246.6 | 28:35.008 | 23 | 1 | 1:55.904 | 28.408 | 37.803 | 49.693 | 196.4 | 46:52.402 |
| 12 | 3 | 3:58.208 | 2:32.382 | 37.586 | 48.240 | 111.5 | 32:33.216 | 24 | 1 | 1:55.416 | 28.801 | 36.294 | 50.321 | 206.1 | 48:47.818 |
| 13 | 3 | 1:51.897 | 28.374 | 36.145 | 47.378 | 193.5 | 34:25.113 | 25 | 1 | 2:06.264 B | 28.585 | 36.526 | 1:01.153 | 215.6 | 50:54.082 |
| 14 | 3 | 1:50.005 | 27.134 | 35.154 | 47.717 | 219.5 | 36:15.118 | 26 | 1 | 4:24.657 | 2:59.430 | 36.637 | 48.590 | 137.1 | 55:18.739 |
| 15 | 3 | 1:48.169 | 26.899 | 34.211 | 47.059 | 221.8 | 38:03.287 | 27 | 1 | 1:53.214 | 27.958 | 35.916 | 49.340 | 204.9 | 57:11.953 |
| 16 | 3 | 1:47.591 | 26.844 | 34.019 | 46.728 | 235.3 | 39:50.878 | 28 | 1 | 1:55.132 | 27.974 | 37.794 | 49.364 | 230.8 | 59:07.085 |
| 17 | 3 | 1:46.773 | 26.576 | 33.401 | 46.796 | 254.7 | 41:37.651 | 29 | 1 | 2:36.684 B | 27.388 | 50.240 | 1:19.056 | 248.3 | 1:01:43.769 |
| 18 | 3 | 1:48.200 | 26.097 | 33.897 | 48.206 | 259.6 | 43:25.851 | 30 | 2 | 4:42.694 | 2:41.237 | 1:07.713 | 53.744 | 78.6 | 1:06:26.463 |
| 19 | 3 | 1:46.228 | 26.240 | 33.026 | 46.962 | 253.5 | 45:12.079 | 31 | 2 | 1:51.451 | 27.017 | 35.881 | 48.553 | 231.3 | 1:08:17.914 |
| 20 | 3 | 1:52.929 B | 26.436 | 33.209 | 53.284 | 256.5 | 47:05.008 | 32 | 2 | 1:52.146 | 27.491 | 35.517 | 49.138 | 228.3 | 1:10:10.060 |
| 21 | 1 | 8:14.124 | 6:51.852 | 35.519 | 46.753 | 139.0 | 55:19.132 | 33 | 2 | 1:52.621 | 27.425 | 35.993 | 49.203 | 238.9 | 1:12:02.681 |
| 22 | 1 | 1:45.735 | 26.190 | 34.064 | 45.481 | 232.3 | 57:04.867 | 34 | 2 | 1:59.433 B | 27.417 | 36.081 | 55.935 | 236.8 | 1:14:02.114 |
| 23 | 1 | 1:44.440 | 25.941 | 32.915 | 45.584 | 225.0 | 58:49.307 | 35 | 2 | 2:55.366 | 1:33.816 | 35.067 | 46.483 | 133.7 | 1:16:57.480 |
| 24 | 1 | 2:17.409 | 26.182 | 34.294 | 1:16.933 | 221.3 | 1:01:06.716 | 36 | 2 | 1:47.977 | 26.748 | 34.015 | 47.214 | 247.7 | 1:18:45.457 |
| 25 | 1 | 3:26.475 | 59.213 | 1:08.559 | 1:18.703 | 79.5 | 1:04:33.191 | 37 | 2 | 1:48.532 | 27.001 | 33.991 | 47.540 | 241.1 | 1:20:33.989 |
| 26 | 1 | 2:34.675 | 59.286 | 49.742 | 45.647 | 79.7 | 1:07:07.866 | 38 | 2 | 1:55.519 B | 27.385 | 34.466 | 53.668 | 225.5 | 1:22:29.508 |
| 27 | 1 | 1:46.360 | 26.548 | 33.735 | 46.077 | 208.1 | 1:08:54.226 | 39 | 2 | 2:53.698 | 1:27.644 | 37.680 | 48.374 | 109.5 | 1:25:23.206 |
| 28 | 1 | 1:48.615 | 26.699 | 34.825 | 47.091 | 226.9 | 1:10:42.841 | 40 | 2 | 1:47.036 | 27.627 | 34.144 | 45.265 | 208.1 | 1:27:10.242 |
| 29 | 1 | 1:59.380 B | 26.834 | 36.278 | 56.268 | 226.4 | 1:12:42.221 | 41 | 2 | 1:45.485 | 26.362 | 33.252 | 45.871 | 248.3 | 1:28:55.727 |
| 30 | 3 | 8:03.334 | 6:39.809 | 34.234 | 49.291 | 132.2 | 1:20:45.555 | 42 | 2 | 1:43.538 | 25.975 | 32.414 | 45.149 | 253.5 | 1:30:39.265 |
| 83 | Richard Mille AF Corse 1. Luis PEREZ COMPANC 2. Lilou WADOUX | | 3. Alessio ROVERA | | Ferrari 488 GTE Evo LMGT E Am | | | 1 | 3 | 3:08.600 B | 1:17.495 | 46.794 | 1:04.311 | 99.8 | 3:08.600 |
| 1 | 3 | 1:44.139 | 26.005 | 32.664 | 45.470 | 261.5 | 1:22:29.694 | 2 | 3 | 3:41.615 | 2:15.587 | 38.738 | 47.290 | 105.7 | 6:50.215 |
| 2 | 3 | 1:44.782 | 25.644 | 33.081 | 46.057 | 268.7 | 1:24:14.476 | 3 | 3 | 1:51.171 | 27.482 | 35.577 | 48.112 | 194.6 | 8:41.386 |
| 3 | 3 | 1:44.237 | 25.902 | 32.735 | 45.600 | 279.8 | 1:25:58.713 | 4 | 3 | 1:47.796 | 26.561 | 34.496 | 46.739 | 251.7 | 10:29.182 |
| 34 | 3 | 1:44.780 | 25.637 | 32.909 | 46.234 | 270.7 | 1:27:43.493 | 5 | 3 | 2:02.291 B | 30.351 | 36.070 | 55.870 | 234.8 | 12:31.473 |
| 35 | 3 | 1:44.688 | 25.300 | 32.810 | 46.578 | 275.5 | 1:29:28.181 | 6 | 3 | 2:58.472 | 1:32.399 | 38.050 | 48.023 | 123.7 | 15:29.945 |
| 36 | 3 | 1:47.048 | 25.983 | 33.987 | 47.078 | 266.7 | 1:31:15.229 | 7 | 3 | 1:53.693 | 30.019 | 35.843 | 47.831 | 243.8 | 17:23.638 |
| 77 | Dempsey - Proton Racing 1. Christian RIED 2. Mikkel PEDERSEN | | 3. Julien ANDLAUER | | Porsche 911 RSR - 19 LMGT E Am | | | 8 | 3 | 1:49.116 | 27.035 | 35.184 | 46.897 | 247.1 | 19:12.754 |
| 1 | 3 | 2:37.115 | 1:04.015 | 41.817 | 51.283 | 125.6 | 2:37.115 | 9 | 3 | 1:47.250 | 26.698 | 34.174 | 46.378 | 251.2 | 21:00.004 |
| 2 | 3 | 1:54.192 | 27.186 | 36.527 | 50.479 | 222.2 | 4:31.307 | 10 | 3 | 1:47.384 | 26.562 | 34.281 | 46.541 | 257.1 | 22:47.388 |
| 3 | 3 | 1:51.498 | 27.531 | 35.923 | 48.044 | 228.3 | 6:22.805 | 11 | 3 | 1:54.289 B | 26.591 | 34.158 | 53.540 | 256.5 | 24:41.677 |



FIA WEC

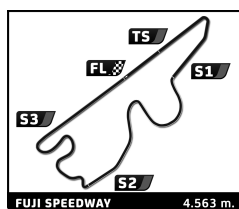
6 Hours of Fuji

Free Practice 1

Sector Analysis

Lap under Red Flag Invalidated Lap Personal Best Session Best Crossing the pit lane

| Lap | D | Time | Sector 1 | Sector 2 | Sector 3 | T. Spd | Elapsed | Lap | D | Time | Sector 1 | Sector 2 | Sector 3 | T. Spd | Elapsed |
|---|---|---------------------|---------------|-------------------|---------------|--------|-------------|--|----------|---------------------|---------------|-------------------|---------------|-----------|-------------|
| 12 | 2 | 4:01.769 | 2:33.295 | 38.433 | 50.041 | 134.8 | 28:43.446 | 31 | 3 | 3:38.877 | 2:13.976 | 36.593 | 48.308 | 137.9 | 1:23:08.429 |
| 13 | 2 | 1:52.176 | 28.417 | 36.351 | 47.408 | 196.7 | 30:35.622 | 32 | 3 | 1:49.634 | 27.013 | 34.868 | 47.753 | 251.7 | 1:24:58.063 |
| 14 | 2 | 1:50.959 | 27.466 | 36.098 | 47.395 | 213.4 | 32:26.581 | 33 | 3 | 1:49.484 | 26.733 | 34.794 | 47.957 | 243.2 | 1:26:47.547 |
| 15 | 2 | 1:51.371 | 27.422 | 35.702 | 48.247 | 211.4 | 34:17.952 | 34 | 3 | 1:49.455 | 26.757 | 34.788 | 47.910 | 248.8 | 1:28:37.002 |
| 16 | 2 | 1:51.158 | 27.413 | 36.476 | 47.269 | 210.5 | 36:09.110 | 35 | 3 | 1:49.693 | 26.740 | 34.816 | 48.137 | 243.8 | 1:30:26.695 |
| 17 | 2 | 1:49.494 | 27.019 | 35.199 | 47.276 | 232.3 | 37:58.604 | 86 GR Racing Porsche 911 RSR - 19 1. Michael WAINWRIGHT 3. Benjamin BARKER LMGT E Am 2. Riccardo PERA | | | | | | | |
| 18 | 2 | 1:50.102 | 26.955 | 35.370 | 47.777 | 238.9 | 39:48.706 | 1 | 3 | 4:10.994 | 2:35.379 | 38.846 | 56.769 | 107.7 | 4:10.994 |
| 19 | 2 | 1:57.974 | 27.432 | 35.272 | 55.270 | 232.8 | 41:46.680 | 2 | 3 | 3:59.172 | 2:36.709 | 35.128 | 47.335 | 135.2 | 8:10.166 |
| 20 | 1 | 3:36.631 | 2:11.029 | 36.048 | 49.554 | 133.0 | 45:23.311 | 3 | 3 | 1:49.489 | 27.189 | 34.932 | 47.368 | 228.8 | 9:59.655 |
| 21 | 1 | 1:53.713 | 26.591 | 38.523 | 48.599 | 244.9 | 47:17.024 | 4 | 3 | 1:50.619 | 27.179 | 35.527 | 47.913 | 229.8 | 11:50.274 |
| 22 | 1 | 1:52.367 | 27.158 | 35.980 | 49.229 | 229.3 | 49:09.391 | 5 | 3 | 1:53.114 | 27.166 | 38.040 | 47.908 | 246.6 | 13:43.388 |
| 23 | 1 | 1:50.487 | 27.277 | 34.959 | 48.251 | 245.5 | 50:59.878 | 6 | 3 | 1:53.694 | 29.718 | 35.963 | 48.013 | 251.2 | 15:37.082 |
| 24 | 1 | 1:50.644 | 26.832 | 34.941 | 48.871 | 237.9 | 52:50.522 | 7 | 3 | 1:57.103 | 27.081 | 35.237 | 54.785 | 241.1 | 17:34.185 |
| 25 | 1 | 1:50.138 | 27.928 | 34.287 | 47.923 | 260.2 | 54:40.660 | 8 | 3 | 4:09.099 | 2:44.292 | 37.011 | 47.796 | 118.9 | 21:43.284 |
| 26 | 1 | 1:51.535 | 26.934 | 34.267 | 50.334 | 235.8 | 56:32.195 | 9 | 3 | 1:51.945 | 27.397 | 34.981 | 49.567 | 230.8 | 23:35.229 |
| 27 | 1 | 1:48.853 | 26.723 | 34.868 | 47.262 | 247.1 | 58:21.048 | 10 | 3 | 1:50.708 | 27.022 | 35.652 | 48.034 | 229.9 | 25:25.937 |
| 28 | 1 | 2:05.612 | 26.772 | 34.155 | 1:04.685 | 247.1 | 1:00:26.660 | 11 | 3 | 1:49.852 | 27.202 | 35.240 | 47.410 | 229.8 | 27:15.789 |
| 29 | 1 | 3:25.006 | 59.057 | 1:08.210 | 1:17.739 | 79.9 | 1:03:51.666 | 12 | 3 | 1:49.581 | 27.068 | 34.929 | 47.584 | 242.2 | 29:05.370 |
| 30 | 1 | 2:57.699 | 59.076 | 1:07.567 | 51.056 | 79.8 | 1:06:49.365 | 13 | 3 | 1:56.534 | 26.916 | 35.224 | 54.394 | 243.2 | 31:01.904 |
| 31 | 1 | 1:58.207 | 27.073 | 34.611 | 56.523 | 241.6 | 1:08:47.572 | 14 | 3 | 9:08.466 | 7:45.590 | 35.262 | 47.614 | 137.8 | 40:10.370 |
| 85 Iron Dames Porsche 911 RSR - 19 1. Sarah BOVY 3. Rahel FREY LMGT E Am 2. Michelle GATTING | | | | | | | 15 | 3 | 1:50.458 | 27.325 | 35.089 | 48.044 | 248.3 | 42:00.828 | |
| 1 | 2 | 3:13.057 | 1:24.765 | 43.536 | 1:04.756 | 89.3 | 3:13.057 | 16 | 3 | 1:49.890 | 27.186 | 34.653 | 48.051 | 244.3 | 43:50.718 |
| 2 | 3 | 4:16.448 | 2:42.586 | 37.137 | 56.725 | 127.2 | 7:29.505 | 17 | 3 | 1:49.930 | 27.115 | 34.558 | 48.257 | 235.8 | 45:40.648 |
| 3 | 3 | 2:31.978 | 1:03.469 | 36.318 | 52.191 | 135.5 | 10:01.483 | 18 | 3 | 1:55.528 | 27.113 | 35.159 | 53.256 | 237.9 | 47:36.176 |
| 4 | 3 | 1:49.984 | 27.306 | 35.261 | 47.417 | 208.1 | 11:51.467 | 19 | 2 | 4:24.629 | 2:59.790 | 35.828 | 49.011 | 131.1 | 52:00.805 |
| 5 | 3 | 1:49.725 | 27.100 | 35.003 | 47.622 | 238.4 | 13:41.192 | 20 | 2 | 1:49.551 | 27.189 | 34.510 | 47.852 | 225.5 | 53:50.356 |
| 6 | 3 | 1:49.939 | 27.112 | 35.220 | 47.607 | 240.0 | 15:31.131 | 21 | 2 | 1:49.199 | 26.920 | 34.672 | 47.607 | 240.5 | 55:39.555 |
| 7 | 3 | 2:01.746 | 28.236 | 40.528 | 52.982 | 223.6 | 17:32.877 | 22 | 2 | 1:49.391 | 26.958 | 34.505 | 47.928 | 247.1 | 57:28.946 |
| 8 | 3 | 1:49.793 | 27.357 | 34.918 | 47.518 | 230.3 | 19:22.670 | 23 | 2 | 1:56.790 | 26.978 | 34.645 | 55.167 | 230.8 | 59:25.736 |
| 9 | 3 | 1:57.582 | 27.195 | 34.867 | 55.520 | 226.4 | 21:20.252 | 24 | 1 | 7:38.679 | 5:53.017 | 56.425 | 49.237 | 78.8 | 1:07:04.415 |
| 10 | 2 | 5:36.202 | 4:09.887 | 37.672 | 48.643 | 136.5 | 26:56.454 | 25 | 1 | 1:53.383 | 27.469 | 36.387 | 49.527 | 225.0 | 1:08:57.798 |
| 11 | 2 | 1:51.193 | 26.940 | 36.026 | 48.227 | 240.0 | 28:47.647 | 26 | 1 | 1:51.577 | 27.481 | 35.411 | 48.685 | 240.5 | 1:10:49.375 |
| 12 | 2 | 1:58.761 | 31.668 | 37.152 | 49.941 | 254.7 | 30:46.408 | 27 | 1 | 1:52.618 | 27.517 | 36.380 | 48.721 | 236.3 | 1:12:41.993 |
| 13 | 2 | 1:58.436 | 27.340 | 35.688 | 55.408 | 231.8 | 32:44.844 | 28 | 1 | 1:53.081 | 27.431 | 35.690 | 49.960 | 238.4 | 1:14:35.074 |
| 14 | 1 | 6:48.164 | 5:22.282 | 36.387 | 49.495 | 134.5 | 39:33.008 | 29 | 1 | 1:52.033 | 27.103 | 35.251 | 49.679 | 249.4 | 1:16:27.107 |
| 15 | 1 | 1:52.450 | 27.679 | 35.937 | 48.834 | 208.1 | 41:25.458 | 30 | 1 | 1:50.940 | 27.117 | 35.269 | 48.554 | 247.1 | 1:18:18.047 |
| 16 | 1 | 2:06.672 | 29.579 | 41.059 | 56.034 | 255.3 | 43:32.130 | 31 | 1 | 1:50.691 | 27.260 | 35.095 | 48.336 | 238.9 | 1:20:08.738 |
| 17 | 1 | 1:52.105 | 27.492 | 35.738 | 48.875 | 215.1 | 45:24.235 | 32 | 1 | 1:52.244 | 27.313 | 36.118 | 48.813 | 232.8 | 1:22:00.982 |
| 18 | 1 | 1:52.355 | 27.179 | 35.668 | 49.508 | 227.4 | 47:16.590 | 33 | 1 | 1:51.095 | 27.231 | 34.712 | 49.152 | 238.4 | 1:23:52.077 |
| 19 | 1 | 2:01.233 | 27.153 | 36.247 | 57.833 | 237.9 | 49:17.823 | 34 | 1 | 1:50.824 | 27.046 | 35.144 | 48.634 | 241.1 | 1:25:42.901 |
| 20 | 1 | 5:21.067 | 3:57.935 | 35.024 | 48.108 | 140.4 | 54:38.890 | 35 | 1 | 1:50.318 | 26.717 | 35.125 | 48.476 | 247.1 | 1:27:33.219 |
| 21 | 1 | 2:00.546 | 26.976 | 34.547 | 59.023 | 239.5 | 56:39.436 | 36 | 1 | 1:50.792 | 26.955 | 34.993 | 48.844 | 243.8 | 1:29:24.011 |
| 22 | 1 | 1:57.349 | 26.666 | 39.202 | 51.481 | 253.5 | 58:36.785 | 37 | 1 | 2:01.741 | 27.482 | 35.606 | 58.653 | 218.2 | 1:31:25.752 |
| 23 | 1 | 2:16.311 | 26.824 | 34.428 | 1:15.059 | 243.8 | 1:00:53.096 | 93 Peugeot TotalEnergies Peugeot 9X8 HYPERCAR H 1. Paul DI RESTA 3. Jean-Éric VERGNE 2. Mikkel JENSEN | | | | | | | |
| 24 | 1 | 3:24.400 | 58.954 | 1:07.415 | 1:18.031 | 79.7 | 1:04:17.496 | 1 | 3 | 6:28.364 | 4:50.757 | 42.536 | 55.071 | 125.7 | 6:28.364 |
| 25 | 1 | 2:44.256 | 59.462 | 57.032 | 47.762 | 79.8 | 1:07:01.752 | 2 | 3 | 1:48.384 | 27.245 | 34.798 | 46.341 | 202.6 | 8:16.748 |
| 26 | 1 | 1:50.294 | 26.832 | 35.309 | 48.153 | 243.2 | 1:08:52.046 | 3 | 3 | 1:43.986 | 25.164 | 33.901 | 44.921 | 246.0 | 10:00.734 |
| 27 | 1 | 2:00.263 | 27.364 | 35.213 | 57.686 | 234.8 | 1:10:52.309 | 4 | 3 | 1:43.048 | 24.680 | 33.284 | 45.084 | 248.8 | 11:43.782 |
| 28 | 3 | 4:48.391 | 3:22.337 | 36.035 | 50.019 | 133.5 | 1:15:40.700 | 5 | 3 | 1:42.564 | 24.932 | 32.474 | 45.158 | 257.1 | 13:26.346 |
| 29 | 3 | 1:49.970 | 26.886 | 34.828 | 48.256 | 243.8 | 1:17:30.670 | | | | | | | | |
| 30 | 3 | 1:58.882 | 27.114 | 35.276 | 56.492 | 243.8 | 1:19:29.552 | | | | | | | | |



FIA WEC 6 Hours of Fuji Free Practice 1

Sector Analysis

Lap under Red Flag Invalidated Lap Personal Best Session Best Crossing the pit lane

| Lap | D | Time | Sector 1 | Sector 2 | Sector 3 | T. Spd | Elapsed | Lap | D | Time | Sector 1 | Sector 2 | Sector 3 | T. Spd | Elapsed |
|-----|---|----------|----------|----------|----------|--------|-------------|---|---|-----------|----------|----------|----------|--------|-------------|
| 26 | 1 | 1:48.773 | 26.697 | 34.648 | 47.428 | 227.4 | 58:22.419 | 34 | 3 | 1:40.085 | 24.220 | 31.403 | 44.462 | 290.3 | 1:27:02.215 |
| 27 | 1 | 2:10.957 | 26.678 | 34.561 | 1:09.718 | 229.3 | 1:00:33.376 | 35 | 3 | 1:41.307 | 24.390 | 32.254 | 44.663 | 276.2 | 1:28:43.522 |
| 28 | 2 | 5:06.214 | 2:40.245 | 1:07.766 | 1:18.203 | 79.4 | 1:05:39.590 | 36 | 3 | 1:41.228 | 24.282 | 31.836 | 45.110 | 274.1 | 1:30:24.750 |
| 29 | 2 | 2:06.097 | 44.125 | 34.906 | 47.066 | 127.1 | 1:07:45.687 | 777 D'Station Racing 1. Satoshi HOSHINO 3. Tomonobu FUJII 2. Casper STEVENSON LMGTE Am | | | | | | | |
| 30 | 2 | 1:48.936 | 26.924 | 34.844 | 47.168 | 222.7 | 1:09:34.623 | 1 | 3 | 3:15.374 | 1:27.996 | 41.375 | 1:06.003 | 123.3 | 3:15.374 |
| 31 | 2 | 1:49.472 | 27.320 | 35.096 | 47.056 | 228.3 | 1:11:24.095 | 2 | 3 | 19:52.378 | ... | 37.143 | 47.725 | 129.0 | 23:07.752 |
| 32 | 2 | 1:48.999 | 27.144 | 34.712 | 47.143 | 231.3 | 1:13:13.094 | 3 | 3 | 1:49.762 | 27.331 | 34.856 | 47.575 | 223.6 | 24:57.514 |
| 33 | 2 | 1:48.710 | 26.819 | 34.577 | 47.314 | 252.3 | 1:15:01.804 | 4 | 3 | 1:50.649 | 27.120 | 35.255 | 48.274 | 229.8 | 26:48.163 |
| 34 | 2 | 1:49.036 | 27.218 | 34.596 | 47.222 | 255.3 | 1:16:50.840 | 5 | 3 | 1:51.489 | 27.349 | 35.567 | 48.573 | 236.8 | 28:39.652 |
| 35 | 2 | 1:48.602 | 26.958 | 34.366 | 47.278 | 238.9 | 1:18:39.442 | 6 | 3 | 2:09.691 | 34.702 | 38.491 | 56.498 | 207.3 | 30:49.343 |
| 36 | 2 | 1:48.264 | 26.952 | 34.191 | 47.121 | 237.4 | 1:20:27.706 | 7 | 3 | 3:27.493 | 2:01.944 | 37.047 | 48.502 | 77.1 | 34:16.836 |
| 37 | 2 | 1:48.328 | 27.033 | 34.108 | 47.187 | 248.3 | 1:22:16.034 | 8 | 3 | 1:55.448 | 27.850 | 37.991 | 49.607 | 224.1 | 36:12.284 |
| 38 | 2 | 1:49.393 | 26.990 | 35.068 | 47.335 | 244.9 | 1:24:05.427 | 9 | 3 | 1:49.401 | 27.236 | 34.641 | 47.524 | 232.8 | 38:01.685 |
| 39 | 2 | 1:49.956 | 26.833 | 34.975 | 48.148 | 254.7 | 1:25:55.383 | 10 | 3 | 1:53.064 | 26.929 | 38.734 | 47.401 | 245.5 | 39:54.749 |
| 40 | 2 | 1:48.083 | 26.672 | 34.170 | 47.241 | 255.3 | 1:27:43.466 | 11 | 3 | 1:49.541 | 27.151 | 34.539 | 47.851 | 240.0 | 41:44.290 |
| 41 | 2 | 1:48.266 | 26.635 | 34.678 | 46.953 | 257.1 | 1:29:31.732 | 12 | 3 | 1:49.948 | 27.242 | 34.590 | 48.116 | 238.4 | 43:34.238 |
| 42 | 2 | 1:47.913 | 26.412 | 34.445 | 47.056 | 252.3 | 1:31:19.645 | 13 | 3 | 1:50.827 | 27.555 | 35.014 | 48.258 | 230.3 | 45:25.065 |

99 Proton Competition
1. Neel JANI 3. Harry TINCKNELL Porsche 963
2. Gianmaria BRUNI HYPERCAR H

| | | | | | | | |
|----|---|-----------|----------|----------|----------|-------|-------------|
| 1 | 1 | 3:11.834 | 1:23.524 | 42.269 | 1:06.041 | 86.5 | 3:11.834 |
| 2 | 1 | 8:55.987 | 7:26.939 | 40.221 | 48.827 | 126.9 | 12:07.821 |
| 3 | 1 | 2:15.070 | 41.588 | 44.426 | 49.056 | 227.4 | 14:22.891 |
| 4 | 1 | 1:52.099 | 27.412 | 37.241 | 47.446 | 201.9 | 16:14.990 |
| 5 | 1 | 1:47.108 | 26.096 | 34.966 | 46.046 | 222.7 | 18:02.098 |
| 6 | 1 | 1:57.453 | 26.080 | 35.010 | 56.363 | 229.8 | 19:59.551 |
| 7 | 1 | 11:10.122 | 9:47.872 | 35.996 | 46.254 | 144.4 | 31:09.673 |
| 8 | 1 | 1:45.575 | 26.183 | 33.773 | 45.619 | 221.3 | 32:55.248 |
| 9 | 1 | 1:52.976 | 32.695 | 34.215 | 46.066 | 268.7 | 34:48.224 |
| 10 | 1 | 1:48.432 | 25.881 | 36.445 | 46.106 | 221.3 | 36:36.656 |
| 11 | 1 | 1:47.913 | 26.678 | 35.116 | 46.119 | 203.4 | 38:24.569 |
| 12 | 1 | 1:47.252 | 25.965 | 34.555 | 46.732 | 221.8 | 40:11.821 |
| 13 | 1 | 1:46.610 | 25.875 | 34.413 | 46.322 | 225.0 | 41:58.431 |
| 14 | 1 | 1:54.628 | 25.902 | 33.386 | 55.340 | 231.8 | 43:53.059 |
| 15 | 2 | 4:24.791 | 3:05.566 | 33.409 | 45.816 | 144.4 | 48:17.850 |
| 16 | 2 | 1:44.466 | 25.471 | 33.731 | 45.264 | 224.5 | 50:02.316 |
| 17 | 2 | 1:44.274 | 25.913 | 32.859 | 45.502 | 213.4 | 51:46.590 |
| 18 | 2 | 1:42.292 | 24.882 | 32.697 | 44.713 | 250.0 | 53:28.882 |
| 19 | 2 | 1:45.124 | 25.002 | 32.788 | 47.334 | 268.0 | 55:14.006 |
| 20 | 2 | 1:42.580 | 25.143 | 32.461 | 44.976 | 265.4 | 56:56.586 |
| 21 | 2 | 1:42.160 | 24.576 | 32.484 | 45.100 | 274.1 | 58:38.746 |
| 22 | 2 | 2:13.428 | 25.421 | 34.403 | 1:13.604 | 243.2 | 1:00:52.174 |
| 23 | 2 | 5:15.010 | 2:56.879 | 1:07.810 | 1:10.321 | 80.2 | 1:06:07.184 |
| 24 | 2 | 1:42.913 | 26.125 | 32.455 | 44.333 | 216.4 | 1:07:50.097 |
| 25 | 2 | 1:51.757 | 24.549 | 33.155 | 54.053 | 259.0 | 1:09:41.854 |
| 26 | 3 | 3:45.640 | 2:26.902 | 33.896 | 44.842 | 139.7 | 1:13:27.494 |
| 27 | 3 | 1:43.929 | 25.603 | 33.492 | 44.834 | 235.8 | 1:15:11.423 |
| 28 | 3 | 1:42.695 | 25.369 | 32.608 | 44.718 | 244.9 | 1:16:54.118 |
| 29 | 3 | 1:42.275 | 24.727 | 32.879 | 44.669 | 260.9 | 1:18:36.393 |
| 30 | 3 | 1:42.665 | 24.879 | 32.644 | 45.142 | 262.8 | 1:20:19.058 |
| 31 | 3 | 1:41.419 | 24.883 | 31.847 | 44.689 | 259.6 | 1:22:00.477 |
| 32 | 3 | 1:41.266 | 24.666 | 31.966 | 44.634 | 266.7 | 1:23:41.743 |
| 33 | 3 | 1:40.387 | 24.480 | 31.397 | 44.510 | 270.0 | 1:25:22.130 |